



This is a repository copy of *2-Iodoisatogens: Versatile Intermediates for the Synthesis of Nitrogen Heterocycles*.

White Rose Research Online URL for this paper:
<http://eprints.whiterose.ac.uk/90393/>

Version: Accepted Version

Article:

Maduli, E.J.M., Edeson, S.J., Swanson, S. et al. (2 more authors) (2015) 2-Iodoisatogens: Versatile Intermediates for the Synthesis of Nitrogen Heterocycles. *Organic Letters*, 17 (2). 390 - 392. ISSN 1523-7060

<https://doi.org/10.1021/ol503487f>

Reuse

Unless indicated otherwise, fulltext items are protected by copyright with all rights reserved. The copyright exception in section 29 of the Copyright, Designs and Patents Act 1988 allows the making of a single copy solely for the purpose of non-commercial research or private study within the limits of fair dealing. The publisher or other rights-holder may allow further reproduction and re-use of this version - refer to the White Rose Research Online record for this item. Where records identify the publisher as the copyright holder, users can verify any specific terms of use on the publisher's website.

Takedown

If you consider content in White Rose Research Online to be in breach of UK law, please notify us by emailing eprints@whiterose.ac.uk including the URL of the record and the reason for the withdrawal request.



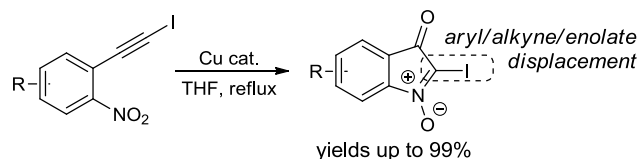
eprints@whiterose.ac.uk
<https://eprints.whiterose.ac.uk/>

2-Iodoisatogens: Versatile Intermediates for the Synthesis of Nitrogen Heterocycles

Elvis J. M. Maduli,^a Steven J. Edeson,^a Stephen Swanson,^b Panayiotis A. Procopiou,^b and Joseph P. A. Harrity*^a

^aDepartment of Chemistry, University of Sheffield, Sheffield, S3 7HF, U.K. ^bGlaxoSmithKline, Stevenage, Hertfordshire, SG1 2NY, U.K.

Supporting Information Placeholder

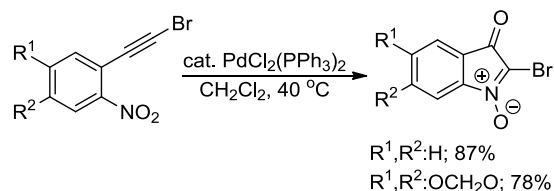


ABSTRACT: A Cu-promoted cyclization of 2-nitrophenyl iodoacetylenes provides a direct route to a range of 2-iodoisatogens. These compounds represent useful intermediates for the late-stage elaboration of the C-I bond to furnish isatins, and a range of alternative heterocyclic products.

Dipolar compounds represent an important class of intermediate in organic synthesis, largely because of their potential to undergo cycloaddition reactions towards complex functionalized molecules.¹ Recent studies in our labs have focused on the chemistry of sydnone, as these stable mesoionic compounds are easily functionalized and represent useful precursors for the synthesis of pyrazoles.² In this context, and in connection with our general research effort in the chemistry of dipolar compounds, we became interested in the chemistry of indolone N-oxides (isatogens). Isatogens were first prepared by Baeyer,³ and have subsequently been shown to display a range of useful biological properties.⁴ These compounds are traditionally generated from 2-nitrophenylacetylenes under acid or base conditions.⁵ However, these methods have largely been superseded by transition metal catalyzed variants based on Pd⁶ and Au⁷.

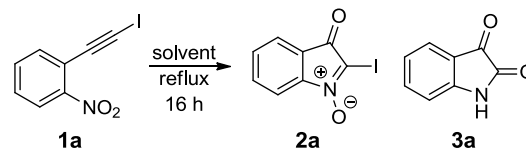
Söderberg and co-workers recently highlighted that 2-nitrophenyl haloacetylenes form isatins under Pd-catalysis. However, only in two cases, the corresponding 2-bromoisatogen could be isolated in high yield (Scheme 1).⁸ We were intrigued by this report as 2-haloisatogens have not previously been reported and so their chemistry is unexplored. Accordingly, we set out to develop a general set of conditions for the synthesis of 2-haloisatogens, and to explore their uses in organic synthesis. We were particularly keen to establish a method for the late-stage elaboration of isatogen derivatives.

Scheme 1. Söderberg's synthesis of 2-bromoisatogens



At the outset of the project, we had the opportunity to focus our studies on the cyclisation of bromo- or iodo-ethynyl 2-nitrobenzenes in an effort to generate the corresponding 2-haloisatogens. Looking forward to the proposed product functionalization studies, we decided to focus our attention on the iodide series, expecting that the chemistry of the corresponding products would be more straightforward. Accordingly, we

Table 1. Transition metal catalyzed cyclization reactions

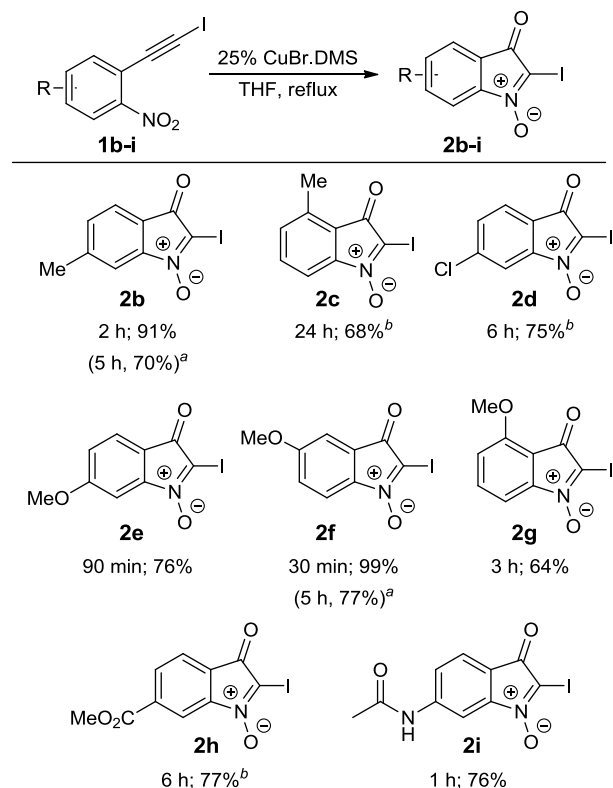


entry	catalyst	solvent	2a	3a
1	PdCl ₂ (PPh ₃) ₂ (5 mol %)	acetone	0%	46%
2	CuI (10 mol %)	acetone	0%	27%
3	CuCl ₂ (10 mol %)	acetone	0%	22%
4	PdCl ₂ (PPh ₃) ₂ (5 mol %)	THF	0%	55%
5	CuBr.DMS (10 mol %)	THF	66%	16%
6	CuBr.DMS (25 mol %)	THF	89%	8%
7	CuBr.DMS (50 mol %)	THF	73%	13%
8	CuBr.DMS (100 mol %)	THF	0%	60%

prepared 1-(2-iodoethynyl)-2-nitrobenzene **1a**, and set about exploring the cyclization of this substrate, our results are depicted in Table 1. We began by conducting the reaction under conditions similar to those reported by Söderberg, and were able to generate isatin **3a**, with no detectable quantity of the corresponding iodoisatogen **2a**. Cu-salts also promoted the cyclization reaction, but in much lower yield. In the case of the Pd-catalyzed cyclization, we noted that the reaction medium became very acidic over time and that the crude reaction mixtures were often rather complex. We speculated that products derived from acid catalyzed aldol condensation of the acetone solvent could cause formation of unwanted by-products and so switched to THF. This provided a marginal improvement in the yield of isatin but again, no isatogen was observed. Surprisingly, on changing to CuBr.DMS catalyst, we observed a good yield of the iodoisatogen **2a**, together with a small amount of isatin **3a**. Further optimization highlighted that **2a** could be generated in excellent yield with 25 mol % catalyst, and that increasing the loading of Cu-salt above this led to lower yields as **2a** was converted to isatin **3a** over the course of the reaction.

With optimal conditions for the synthesis of 2-iodoisatogens in hand, we next studied the scope of the cyclization reaction. As shown in Scheme 2, 2-iodoisatogen **2b** could be prepared in excellent yield under the optimized conditions, the product could also be generated using lower catalyst loading but in reduced yield. Isomeric 4-methylisatogen **2c** was found to undergo relatively slow cyclization and required stoichiometric quantities of Cu-salt, as did the formation of 6-Cl derivative **2d**. Substrates bearing a MeO-group were found to perform well, giving the corresponding products **2e-g** in high yield, and finally ester and acetamido substituents were also found to be compatible with the cyclization process giving **2h** and **2i** in good yields.

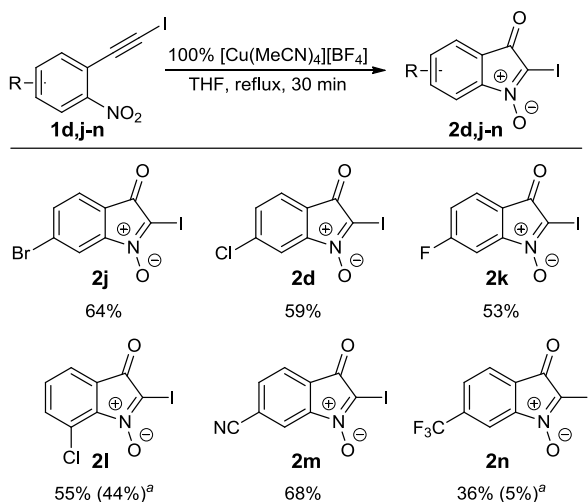
Scheme 2. CuBr catalyzed cyclization



^a10 mol % CuBr.DMS used. ^b100 mol % CuBr.DMS used.

Our preliminary studies highlighted that substrates bearing an electron-deficient group undergo slow cyclization requiring stoichiometric quantities of the Cu-catalyst for success (c.f. compounds **2d,h**, Scheme 2). In order to develop conditions that were compatible with these more demanding substrates, we undertook further catalyst screening and found tetrakis(acetonitrile)copper trifluoroborate performed well in these cases; our results are shown in Scheme 3. For example, 6-bromo-substituted isatogen **2j** could not be generated cleanly when CuBr.DMS was employed but was produced in 64% yield in the presence of the copper tetrafluoroborate salt. This chemistry was extended to Cl- and F-substituted analogues **2d** and **2k**, and 7-Cl-isatogen **2l**. Finally, substrates bearing cyano- (**2m**) and trifluoromethyl (**2n**) groups were also prepared under these conditions, albeit the latter product was isolated in low yield.⁹

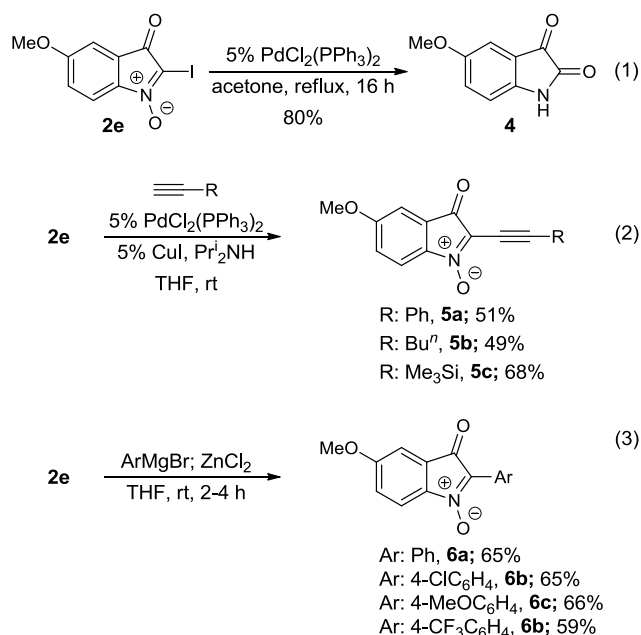
Scheme 3. Cyclization of electron deficient substrates



^a 100 mol % CuBr.DMS used.

Having developed a general method for the synthesis of 2-iodoisatogens, we wanted to assess the potential of these compounds to access new heterocyclic products through elaboration of the C-I bond. Our first thoughts were to employ Pd-catalyzed cross-coupling reactions, but the apparent proclivity

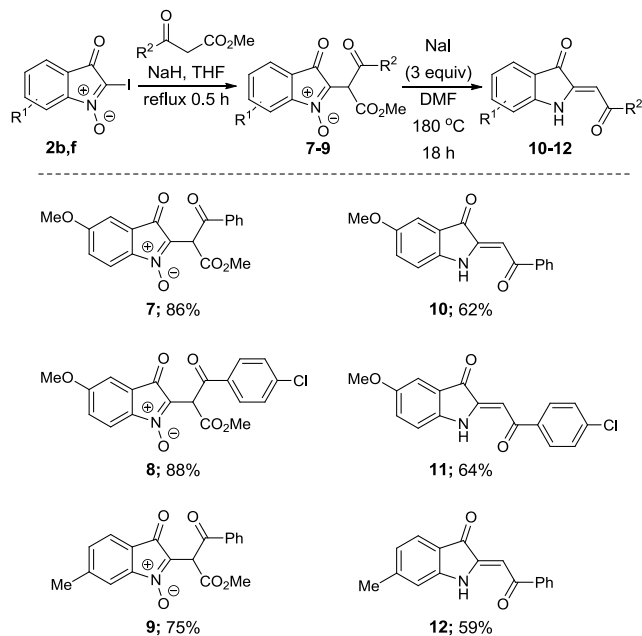
Scheme 4. Pd-catalyzed cross-coupling



of palladium to reduce these compounds to isatins⁸ suggested that this could be problematic. Indeed, as shown in Scheme 4, **2e** underwent efficient hydrolytic reduction to generate isatin **4** (eq 1). Nonetheless, we were able to conduct Sonogashira coupling of **2e** at rt which provided a selection of 2-alkynylisatogens **5a-c** (eq 2). In an effort to incorporate aromatic groups, we explored Negishi coupling reactions but found these gave the corresponding products in low yield. Interestingly, however, a selection of in situ generated arylzinc chlorides underwent relatively clean substitution to provide products **6a-d** in the absence of Pd catalyst. Notably, this latter class of compounds has been shown to undergo bio-reduction in red blood cells thereby exhibiting potent antiplasmodial activity.¹⁰

Finally, in relation to our recent interest in the synthesis and spectroscopic properties of 3-acylidene 2-oxindoles,¹¹ our observation that displacement of the iodide could be quite facile (Scheme 4, Eq (3)) suggested that 2-iodoisatogens could in fact offer a facile strategy for the synthesis of the isomeric 2-acylidene 3-oxindoles. These compounds are relatively rare and have been far less studied with respect to their biological activity or cycloaddition chemistry as compared to the 2-oxindole isomers. Moreover, current methods for generating these compounds are rather limited and generally low yielding.¹² We therefore investigated a two-step displacement-decarboxylation sequence towards these products, and our results are summarized in Scheme 5.

Scheme 5. Synthesis of 2-acylidene 3-oxindoles



Reaction of β-keto esters with iodides **2b,f** proceeded smoothly to generate isatogens **7-9** in high yield.¹⁵ Pleasingly, Krapcho decarboxylation took place with concomitant reduction of the N-O bond to produce the corresponding 2-acylidene 3-oxindoles **10-12**. These compounds were isolated as single olefin isomers and compound **12** was confirmed as having the Z-configuration by X-ray crystallography.¹⁴ Compounds **10**, **11** are tentatively assigned as Z by analogy.

In conclusion, we have developed a Cu-promoted cyclization of 2-nitrophenyl haloacetylenes that generates a range of 2-iodoisatogens. These compounds represent useful intermediates that can be elaborated to isatins, or to a range of alternative heterocyclic products through subsequent displacement of the iodide.

ASSOCIATED CONTENT

Supporting Information

Experimental procedures and characterization data. This material is available free of charge via the Internet at <http://pubs.acs.org>.

AUTHOR INFORMATION

Corresponding Author

*E-mail: j.harrity@sheffield.ac.uk

Notes

The authors declare no competing financial interest.

ACKNOWLEDGMENT

We gratefully acknowledge GlaxoSmithKline and the EPSRC for financial support.

REFERENCES

- (1) The Chemistry of Heterocyclic Compounds, Padwa, A.; Pearson, W. H. Eds.; Wiley: New York, (2002); Vol. 59.
- (2) (a) Foster, R. S.; Adams, H.; Jakobi, H.; Harrity, J. P. A. *J. Org. Chem.* **2013**, *78*, 4049; (b) Browne, D. L.; Taylor, J. B.; Plant, A.; Harrity, J. P. A. *J. Org. Chem.* **2010**, *75*, 984.
- (3) Baeyer, A. *Chem. Ber.* **1881**, *14*, 1741.
- (4) For recent examples and lead references see: Ibrahim, H.; Pantaleo, A.; Turrini, F.; Arese, P.; Nallet, J.-P.; Nepveu, F. *Med. Chem. Commun.* **2011**, *2*, 860.
- (5) Preston, P. N.; Tennant, G. *Chem. Rev.* **1972**, *72*, 627.
- (6) (a) Rosen, G. M.; Tsai, P.; Barth, E. D.; Dorey, G.; Casara, P.; Spedding, M.; Halpern, H. J. *J. Org. Chem.* **2000**, *65*, 4460; (b) Ramana, C. V.; Patel, P.; Vanka, K.; Miao, B.; Degterev, A. *Eur. J. Org. Chem.* **2010**, 5955; (c) Patel, P.; Ramana, C. V. *Org. Biomol. Chem.* **2011**, *9*, 7327.
- (7) Asao, N.; Sato, K.; Yamamoto, Y. *Tetrahedron Lett.* **2003**, *44*, 5675.
- (8) Söderberg, B. C. G.; Gorugantula, S. P.; Howerton, C. R.; Petersen, J. L.; Dantale, S. W. *Tetrahedron* **2009**, *65*, 7357.
- (9) Crude iodoisatogens were readily purified by flash chromatography, although some analogs were found to undergo degradation when stored as neat samples under inert atmosphere.
- (10) Ibrahim, H.; Pantaleo, A.; Turrini, F.; Arese, P.; Nallet, J.-P.; Nepveu, F. *Med. Chem. Commun.* **2011**, *2*, 860.
- (11) Edeson, S. J.; Jiang, J.; Swanson, S.; Procopiou, P. A.; Adams, H.; Meijer, A. J. H. M.; Harrity, J. P. A. *Org. Biomol. Chem.* **2014**, *12*, 3201.
- (12) (a) Mérou, J.-Y.; Chichereau, L.; Desarbre, E.; Gadonneix, P. *Synthesis* **1996**, 519; (b) Gein, V. L.; Tatarinov, V. V.; Ras-sudikhina, N. A.; Vakhnin, M. I.; Voronina, É. V. *Pharm. Chem. J.* **2011**, *45*, 231.
- (13) For recent applications of isatogens in synthesis see: (a) Kumar, C. V. S.; Puranik, V. G.; Ramana, C. V. *Chem. Eur. J.* **2012**, *18*, 9601; (b) Patel, P.; Ramana, C. V. *J. Org. Chem.* **2012**, *77*, 10509; (c) Reddy, B. N.; Ramana, C. V. *Chem Commun.* **2013**, 49, 9767.
- (14) The supplementary crystallographic data for compound **12** has been deposited with the Cambridge Crystallographic Data Center as supplementary publication number CCDC 1029181. This data can be obtained free of charge from the Cambridge Crystallographic Data center via www.ccdc.cam.ac.uk/data_request/cif.CCDC.