



This is a repository copy of *Effect of dead space on avalanche speed* .

White Rose Research Online URL for this paper:
<http://eprints.whiterose.ac.uk/903/>

Article:

Ng, J.S., Tan, C.H., Ng, B.K. et al. (5 more authors) (2002) Effect of dead space on avalanche speed. IEEE Transactions on Electron Devices, 49 (4). pp. 544-549. ISSN 0018-9383

<https://doi.org/10.1109/16.992860>

Reuse

Unless indicated otherwise, fulltext items are protected by copyright with all rights reserved. The copyright exception in section 29 of the Copyright, Designs and Patents Act 1988 allows the making of a single copy solely for the purpose of non-commercial research or private study within the limits of fair dealing. The publisher or other rights-holder may allow further reproduction and re-use of this version - refer to the White Rose Research Online record for this item. Where records identify the publisher as the copyright holder, users can verify any specific terms of use on the publisher's website.

Takedown

If you consider content in White Rose Research Online to be in breach of UK law, please notify us by emailing eprints@whiterose.ac.uk including the URL of the record and the reason for the withdrawal request.



eprints@whiterose.ac.uk
<https://eprints.whiterose.ac.uk/>

Effect of Dead Space on Avalanche Speed

J. S. Ng, C. H. Tan, *Student Member, IEEE*, B. K. Ng, P. J. Hambleton, J. P. R. David, *Senior Member, IEEE*, G. J. Rees, A. H. You, and D. S. Ong

Abstract—The effects of dead space (the minimum distance travelled by a carrier before acquiring enough energy to impact ionize) on the current impulse response and bandwidth of an avalanche multiplication process are obtained from a numerical model that maintains a constant carrier velocity but allows for a random distribution of impact ionization path lengths. The results show that the main mechanism responsible for the increase in response time with dead space is the increase in the number of carrier groups, which qualitatively describes the length of multiplication chains. When the dead space is negligible, the bandwidth follows the behavior predicted by Emmons but decreases as dead space increases.

Index Terms—Avalanche multiplication, avalanche photodiodes, frequency response, impact ionization.

I. INTRODUCTION

AVALANCHE photodiodes (APDs) are attractive options as photodetectors in optical communication systems because of the internal gain provided by avalanche multiplication. However, the randomness in position and time of the impact ionization events gives rise to noise and jitter. The excess noise factor, which describes the fluctuations in gain, has been studied by McIntyre [1] when the dead space, the minimum distance travelled by a carrier before acquiring enough energy to impact ionize, is neglected. However, in thin avalanching devices, where carriers are not in equilibrium with the local electric field, the dead space can represent a significant fraction of the avalanche width, resulting in lower excess noise than predicted by McIntyre's local analysis. More recently, there have been extensive studies of the excess noise characteristics in thin avalanching devices, both experimental [2]–[5] and theoretical [6]–[10].

The time response of avalanche multiplication has been investigated by Emmons [11] using a small signal, local analysis which neglects the effects of dead space. These simulations showed that for a given mean gain and ratio of impact ionization coefficients, the 3 dB bandwidth is inversely proportional to the avalanche width.

APDs designed to operate at high speed have thin multiplication regions (typically $<0.5 \mu\text{m}$) to reduce the carrier transit time. Using a similar local analysis [12], [13] concluded that a

gain-bandwidth product of 228 GHz should be achievable using an APD with a $0.1 \mu\text{m}$ bulk InAlAs multiplication layer [13]. However, at such small dimensions, the dead space becomes a significant fraction of the avalanche width.

The current impulse response of avalanche multiplication, the time-dependent current following injection of a carrier pair, has been studied, including the effects of dead space, using recurrence equations [14], [15]. Hayat and Saleh [14] and Bandyopadhyay *et al.* [15] found that for a given value of mean gain, the avalanche current decays more slowly as dead space increases. Using mean current impulse response and its standard deviation Hayat *et al.* have also investigated the effects of dead space on the bit-error-rate of optical communication systems [16]. Using a different recurrence technique, Hayat and Dong showed how to calculate the probability distribution of the avalanche duration of an APD [17]. Although the inclusion of dead space in their model is straightforward, these authors investigated only the local case.

While dead space can easily be incorporated into these recurrence techniques they do not readily provide insight into the mechanisms responsible for the increased response times which they predict. Furthermore, each specific recurrence technique is designed to evaluate the statistics of a specific parameter and further analyses are needed to obtain information on other parameters.

Monte Carlo models of semiconductor carrier transport automatically incorporate dead space effects and can provide realistic information on their consequences on temporal statistics. However these models are slow and also introduce other complexities, such as distributions in velocity and velocity overshoot of early ionizing carriers [18], making straightforward comparisons difficult for cases with and without dead space.

An alternative, more flexible approach for time response evaluation is therefore desirable to investigate the effects of dead space on APD speed. In this paper, we extend the basic framework of the random path length (RPL) model [7], which has been used successfully to predict mean gain and excess noise factor, to generate the temporal statistics of the multiplication process. The mean gain, probability distribution function (pdf) of multiplication, excess noise factor, current impulse response, and pdf of avalanche duration can be obtained simultaneously from the extended RPL model. Statistics from the RPL simulations are compared with those generated by recurrence equation techniques to assess the validity and accuracy of the extended RPL model. We also use the flexibility of the RPL model to explain the mechanism responsible for the increase in response time with dead space. Finally the reduction in device speed with dead space is calculated in terms of the 3 dB bandwidth.

Manuscript received October 1, 2001; revised December 27, 2001. This work was supported in part by the Engineering and Physical Science Research Council, U.K., and the University of Sheffield and Marconi Optical Components. The review of this paper was arranged by Editor P. K. Bhattacharya.

J. S. Ng, C. H. Tan, B. K. Ng, P. J. Hambleton, J. P. R. David, and G. J. Rees are with the Department of Electronic and Electrical Engineering, University of Sheffield, Sheffield, U.K. (e-mail: g.rees@sheffield.ac.uk).

A. H. You and D. S. Ong are with the Faculty of Engineering, Multimedia University, Malaysia.

Publisher Item Identifier S 0018-9383(02)03049-6.

II. RPL MODEL

In the RPL technique [7], the random ionization path length of an electron x_e is described by its pdf $h_e(x_e)$, and the model uses the Monte Carlo technique [19] to generate various avalanche statistics. In the ‘‘hard dead space model,’’ $h_e(x_e)$ is given by

$$h_e(x_e) = \begin{cases} 0, & x_e \leq d_e \\ \alpha^* \exp[-\alpha^*(x_e - d_e)], & x_e > d_e \end{cases} \quad (1)$$

where d_e and α^* are the dead space and ‘‘activated’’ ionization coefficient for electrons. d_e is taken as

$$d_e = \frac{\varepsilon_{the}}{E} \quad (2)$$

where ε_{the} is the electron ionization threshold energy, and E is the applied electric field. α^* can be conveniently deduced from the local electron ionization coefficient α for the appropriate uniform electric field by equating mean ionization path lengths in the local and nonlocal cases [20]

$$\frac{1}{\alpha} = d_e + \frac{1}{\alpha^*}. \quad (3)$$

By substituting uniformly distributed random numbers, r , between 0 and 1 into the survival probability out to distance x_e

$$S_e(x_e) = 1 - \int_0^{x_e} h_e(x) dx. \quad (4)$$

x_e can be generated from

$$x_e = d_e - \frac{\ln(r)}{\alpha^*}. \quad (5)$$

By replacing $h_e(x)$, d_e , α^* , α , ε_{the} , $S_e(x)$, and x_e with $h_h(x)$, d_h , β^* , β , ε_{thh} , $S_h(x)$, and x_h , similar expressions for hole impact ionization path length can be obtained.

Each trial in an RPL simulation terminates when all carriers have left the multiplication region of width w . Each injected carrier gives rise to a multiplication, labeled M , which is a random variable, owing to the stochastic nature of the impact ionization process. The value of M for each trial is recorded to build up reliable avalanche statistics by performing an ensemble average over many trials. Spatially determined statistics such as mean gain $\langle M \rangle$ and excess noise factor F can be calculated using

$$\langle M \rangle = \frac{1}{n} \sum_{i=1}^n M_i \quad (6)$$

and

$$F = \frac{1}{n \langle M \rangle^2} \sum_{i=1}^n (M_i^2) \quad (7)$$

where M_i is the multiplication resulting from trial i , and n is the total number of RPL trials in the simulation. The pdf of M for a given mean gain depends on w and the dead space. This is reflected in the variation in F , which is a measure of the spread in the pdf.

Mean gain and excess noise factors for a 0.2 μm APD were calculated from the RPL simulations and are shown in Fig. 1. The ionization coefficients and threshold energies used in these and all subsequent simulations in this work are for GaAs and are taken from [21]. The RPL results agree with those given by the

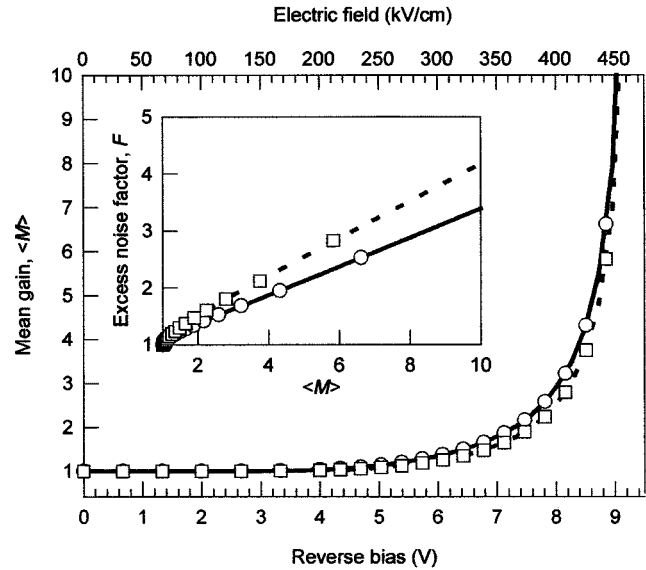


Fig. 1. Mean gain and excess noise factor for a 0.2 μm thick APD using threshold energies and ionization coefficients for GaAs. The results generated by RPL and by the recurrence technique for electron injection (\circ , solid line) and hole injection (\square , dashed line) are indistinguishable.

recurrence equations formulated by Hayat *et al.* [6], confirming that for calculations of spatial multiplication statistics, RPL is equivalent to the recurrence technique, which has been used to successfully model photomultiplication and excess noise measurements [3], [5].

The RPL technique can also be extended to generate temporal statistics by assuming constant velocities for electrons and holes. Knowledge of the position and velocity of each carrier in the avalanche region enables calculation of the instantaneous current from Ramo’s theorem [22]. The avalanche duration, the mean current impulse response, and its variance are then easily generated in a single simulation unlike in the case of solving the recurrence equations which need to be solved separately for each quantity, adding a factor of 3–4 times to the computation time. The RPL simulation can be 50–100 times faster than even a simple Monte Carlo simulation [18] depending on $\langle M \rangle$ and w and is adequate for determining the spatial ionization properties that are important in this case.

III. RANDOM RESPONSE TIME AND CURRENT IMPULSE RESPONSE

For comparison, the RPL techniques and the recurrence equations described in [14] and [17] are used to calculate the mean impulse response and the pdf of avalanche duration. In this work, dead space is included in the method proposed in [17]. In all temporal calculations, a constant velocity of 10^5 ms^{-1} is assumed for both electrons and holes, although different velocities for electrons and holes can be readily incorporated in the RPL model.

The RPL and the recurrence technique simulations give indistinguishable results for current impulse response, as shown in Fig. 2 for a 0.2 μm APD with $\beta = \alpha$ at $\langle M \rangle = 20$. The results for $d/w = 0$ and $d/w = 0.3$ are also compared in Fig. 2. Since calculations using ionization coefficients and threshold energies

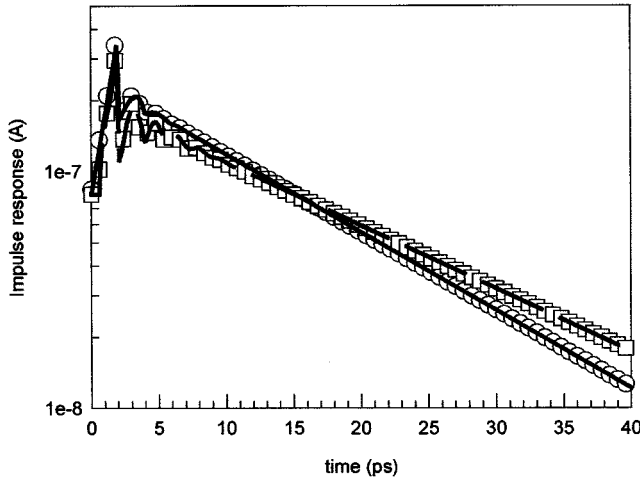


Fig. 2. Current impulse response of a $0.2\ \mu\text{m}$ -thick APD with a mean gain of 20 without dead space (solid line) for a field of $426\ \text{kV/cm}$ and including dead space (dotted line) for a field of $506\ \text{kV/cm}$. RPL results (\circ for $d/w = 0$ and \square for $d/w = 0.3$) and those of the recurrence technique (lines) are indistinguishable.

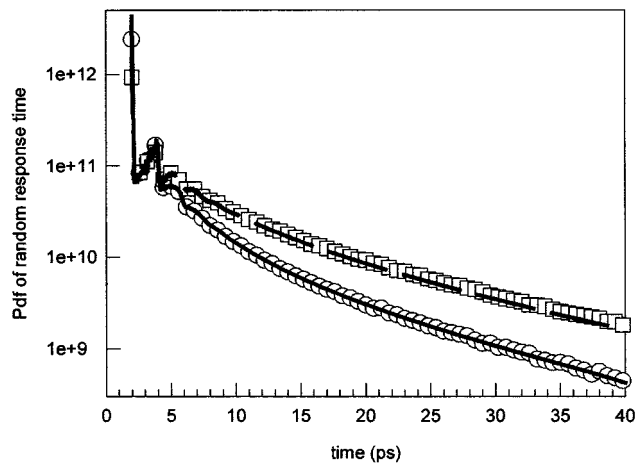


Fig. 3. Pdf's of random response time for a $0.2\ \mu\text{m}$ thick APD with a mean gain of 20, ignoring dead space (solid line) for a field of $426\ \text{kV/cm}$ and including dead space (dotted line) for a field of $506\ \text{kV/cm}$. RPL results (\circ for $d/w = 0$ and \square for $d/w = 0.3$) and the recurrence technique results (lines) are indistinguishable.

for GaAs in [21] suggest $d_e/w = 0.295$ and $d_h/w = 0.315$ in a $0.2\ \mu\text{m}$ APD with $\langle M \rangle = 20$, the value of $d/w = 0.3$ chosen here is not unreasonable. A fixed ratio of β/α is used to allow clear comparisons between results with and without dead space. Since α and β of most semiconductors become similar at high fields, the use of $\beta = \alpha$ is appropriate.

The current impulse response shows a slower decay when the effects of dead space are included, consistent with the earlier observations of Hayat *et al.* [14] and Bandyopadhyay *et al.* [15]. Pdf's of avalanche duration are compared in Fig. 3, including and excluding the effects of dead space. The results are again indistinguishable for the RPL and the recurrence techniques. A slower decay is again observed when dead space is included.

The excellent agreement between the RPL and the recurrence techniques of current impulse response and pdf of avalanche duration results for cases with and without dead space confirms that these techniques are equivalent for calculating both spatial

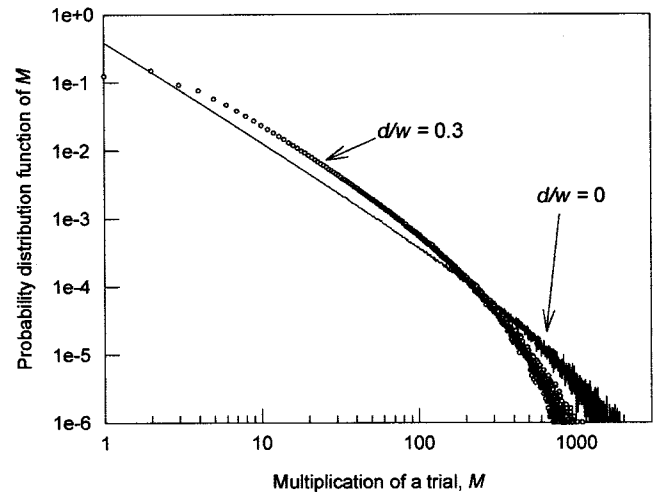


Fig. 4. Pdf's of M for $d/w = 0$ (line) and $d/w = 0.3$ (symbols) for $\langle M \rangle = 20$.

and temporal statistics under the constant carrier velocity assumption.

IV. DISCUSSION

Figs. 2 and 3 show that dead space increases the response time of an APD. To investigate the origins of this increase, we consider in detail the processes contributing to the gain measured from an APD, which corresponds to the mean $\langle M \rangle$ of M taken over its pdf.

Pdf's of M , both including and excluding the effects of dead space, for a mean gain of 20 are compared in Fig. 4. The number of trials (typically 5 million trials per simulation) for the simulations was chosen to give negligible noise in the data for $M > 100$. The probability of an injected carrier impact ionizing increases as the dead space becomes more significant. More importantly the dead space changes the shape of the pdf by reducing the number of trials resulting in large M and generally narrowing its pdf. One might therefore reasonably expect that a larger M would correspond to a longer avalanche duration, so that a narrower multiplication pdf with the same $\langle M \rangle$ should correspond to a faster response. However, this contradicts with our numerical predictions of current impulse response and avalanche duration in Figs. 2 and 3.

To understand this apparent contradiction, we must recognize that trials resulting in the same M can comprise multiplication chains of different lengths involving different numbers of "carrier groups." Carrier groups are defined as follows. Injected electrons are in the first electron group, as are new electrons descended from the injected electron, and all such electrons will leave the multiplication region together. New holes created by the first group of electrons and further holes created by these new holes form the first hole group, which may generate a second electron group if any of themselves ionizes, and so on. Carrier groups are tracked in Fig. 5 for a trial with $M = 5$ and 4 groups of carriers. The flexibility of the RPL model allows recording of the pdf of the number of carrier groups for each M , which is not readily available in the recurrence equation techniques.

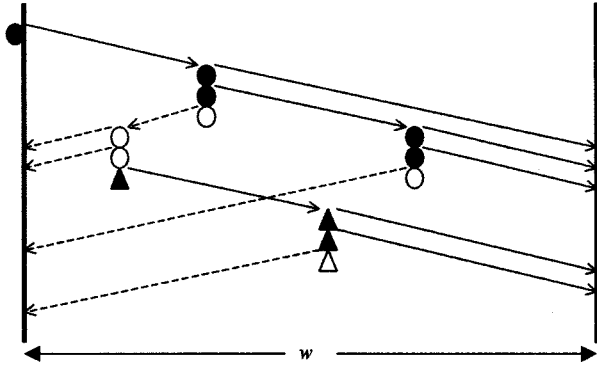


Fig. 5. Tracking of carrier groups in the feedback carrier chain. The multiplication factor for this trial is 5, and there are four groups of carriers in total. ●: first electron group, ○: first hole group, ▲: second electron group, △: second hole group.

The maximum order of carrier group that can occur in a trial resulting in a given M is limited to the value of M . It corresponds to the situation in which each carrier ionizes only once, at most, so that carriers are fed back and forth across the device. Such large numbers of carrier groups, relying heavily on feedback, are likely to correspond to avalanches of long duration. By contrast, if multiplication is achieved entirely by carriers in the first two carrier groups, then the avalanche duration will be, at most, only two transit times, and this corresponds to the fastest process.

The maximum contribution of any carrier group to the multiplication is limited by the dead space. This is most clearly evident for the first carrier group. For $d/w = 0.2$, a carrier in the first carrier group can contribute multiplication of at most $1/0.2 = 5$. Thus, as the ratio d/w increases, we expect the higher order groups, corresponding to longer avalanche duration, to contribute increasingly to the M . This effect is evident in Fig. 6, which shows the pdf's of carrier groups contributing to trials resulting in $M = 20$ and 30, for $d/w = 0$ and 0.3. It is clear from this RPL simulation that the introduction of dead space shifts the distributions to carrier groups of higher order, corresponding to longer avalanche durations. In addition to this shift, the distribution broadens when dead space is included. However this is expected to have negligible effects on the avalanche speed since the distribution is approximately symmetrical about its average value.

Thus, while Fig. 4 shows that, for a given $\langle M \rangle$, dead space tends to reduce the number of multiplication trials resulting in high M , Fig. 6 shows that these high M trials comprise groups of higher order than in the absence of dead space, corresponding to longer multiplication chains. It appears that this second effect dominates the avalanche speed and, on balance, dead space slows down the multiplication process.

The pdf of avalanche duration and the impulse response show that dead space increases the multiplication response time and consequently would have detrimental effects on the rise and fall times of an input optical pulse. We can also quantify these results by comparing the 3 dB bandwidths with and without dead space. In this work, we calculate the frequency response

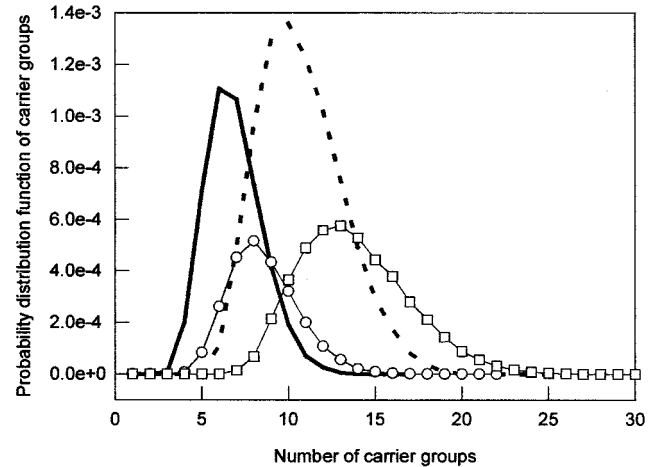


Fig. 6. The pdf's of the number of carrier groups involved in trials resulting in $M = 20$ for $d/w = 0$ (solid line) and $d/w = 0.3$ (dotted line). Results for $M = 30$ (○ for $d/w = 0$ and □ for $d/w = 0.3$) are also included.

by Fourier transforming the impulse response generated by the RPL model. Bandwidths obtained using our approach agree with those calculated by Emmons [11] in the absence of dead space, as shown in Fig. 7(a) for the case when $\beta = \alpha$. Fig. 7 also shows the relationship between 3 dB bandwidth and w with increasing d/w ratio ($d/w = 0.2$ and 0.3) for $\langle M \rangle = 20$. The 3 dB bandwidth for all avalanche widths decreases by the same percentage d/w increases, which is evident from the inset, and the thinnest avalanche width ($w = 0.2 \mu\text{m}$) suffers the greatest degradation in absolute 3 dB bandwidth. The inset also shows that if we keep the d/w constant, then the 3 dB bandwidth is inversely proportional to w , as in the local case. As shown in Fig. 7(b), the predicted 3 dB bandwidth for $w = 0.2 \mu\text{m}$ with $\langle M \rangle = 20$ decreases from 12 GHz to 9.5 GHz as d/w increases from 0 to 0.3.

The reduction in transit time as the avalanche width is reduced more than compensates for the effects of dead space, which serve to increase the number of carrier groups and hence the length of multiplication chains, so that thinner APDs will still operate faster. However, dead space effects are potentially significant, degrading the 3 dB bandwidth by 20% when $d/w = 0.3$ for the typical case when $\beta = \alpha$ and $\langle M \rangle = 20$. They should therefore be included in any detailed device design concerning speed since a greater reduction in device dimension than that predicted by Emmons' local analysis may be required to achieve high speeds in short devices.

It should also be noted that recent theoretical work shows that carriers in thin avalanching structures can travel at velocities in excess of the saturated drift velocity [23]. In such structures at very high electric fields, the nonequilibrium nature of carrier transport may mean that carriers travel at effectively higher velocities. However, even in this situation, the detrimental effect of the dead space occurs, and ignoring it may result in an overestimate of the device speed. The inclusion of all these effects requires a significant extension of the model used in this work and is ongoing work.

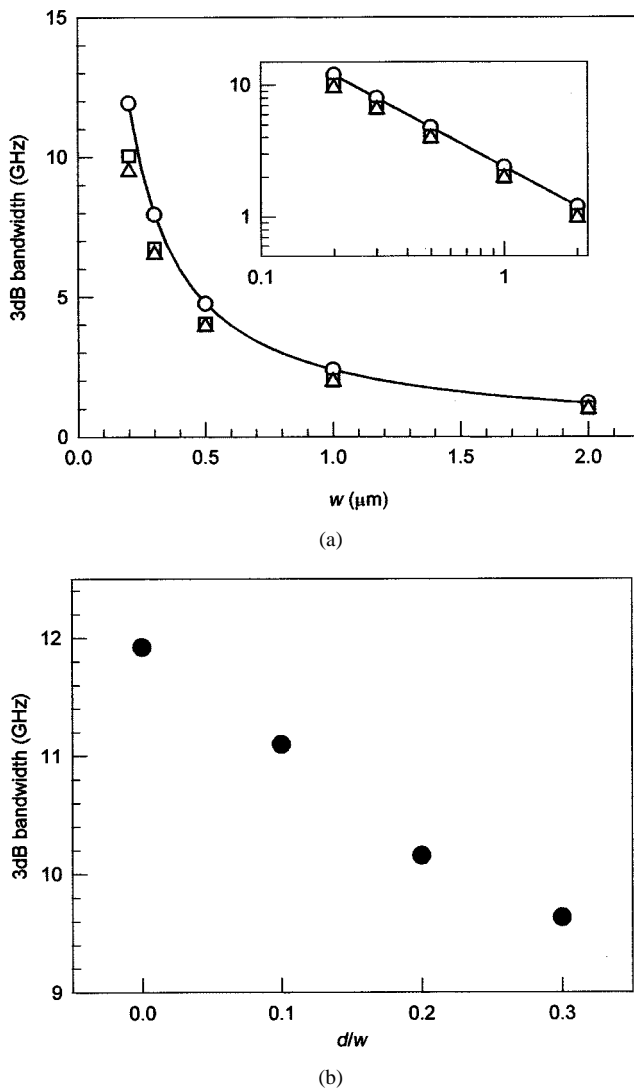


Fig. 7. (a) Bandwidth deduced by Fourier transforming the current impulse response generated by RPL. All results correspond to a mean gain of 20. Results for $d/w = 0$ (\circ) agree with Emmons' local analysis of frequency response (line). Bandwidth reduction is apparent when d/w is increased to 0.2 (\square) and 0.3 (\triangle). The same results are plotted on a logarithmic scale in the inset. (b) Bandwidth versus d/w for $w = 0.2 \mu\text{m}$ and $\langle M \rangle = 20$.

V. CONCLUSIONS

The RPL technique extended to model the temporal response of avalanche multiplication has been shown to be numerically equivalent to various recurrence techniques, while being more flexible and capable of providing more information.

The mechanism responsible for the increased avalanche multiplication response time with dead space has been investigated using this RPL model. It is found that dead space increases the number of carrier groups and hence, the length of the multiplication chains as impact ionization events initiated by feedback carriers become more important. This degrades the improvement in bandwidth expected by reducing the multiplication layer thickness.

REFERENCES

- [1] R. J. McIntyre, "Multiplication noise in uniform avalanche diodes," *IEEE Trans. Electron Devices*, vol. ED-13, pp. 164–168, Jan. 1966.
- [2] C. Hu, K. A. Anselm, B. G. Streetman, and J. C. Campbell, "Noise characteristics of thin multiplication region GaAs avalanche photodiodes," *Phys. Lett.*, vol. 69, pp. 3734–3736, Dec. 1996.
- [3] K. F. Li, D. S. Ong, J. P. R. David, G. J. Rees, R. C. Tozer, P. N. Robson, and R. Grey, "Avalanche multiplication noise characteristics in thin GaAs p^+i-n^+ diodes," *IEEE Trans. Electron Devices*, vol. 45, pp. 2102–2107, Oct. 1998.
- [4] P. Yuan, K. A. Anselm, C. Hu, H. Nie, C. Lenox, A. L. Holmes, B. G. Streetman, J. C. Campbell, and R. J. McIntyre, "A new look at impact ionization—Part II: Gain and noise in short avalanche photodiodes," *IEEE Trans. Electron Devices*, vol. 46, pp. 1632–1639, Aug. 1999.
- [5] C. H. Tan, J. P. R. David, S. A. Plimmer, G. J. Rees, R. C. Tozer, and R. Grey, "Low multiplication noise thin $\text{Al}_{0.6}\text{Ga}_{0.4}\text{As}$ avalanche photodiodes," *IEEE Trans. Electron Devices*, vol. 48, pp. 1310–1317, July 2001.
- [6] M. M. Hayat, B. A. Saleh, and M. C. Teich, "Effect of dead space on gain and noise of double-carrier-multiplication avalanche photodiodes," *IEEE Trans. Electron Devices*, vol. 39, pp. 546–552, Mar. 1992.
- [7] D. S. Ong, K. F. Li, G. J. Rees, J. P. R. David, and P. N. Robson, "A simple model to determine multiplication and noise in avalanche photodiodes," *J. Appl. Phys.*, vol. 83, pp. 3426–3428, Mar. 1998.
- [8] M. A. Saleh, M. M. Hayat, B. A. Saleh, and M. C. Teich, "Dead-space-based theory correctly predicts excess noise factor for thin GaAs and AlGaAs avalanche photodiode," *IEEE Trans. Electron Devices*, vol. 47, pp. 625–633, Mar. 1999.
- [9] R. J. McIntyre, "A new look at impact ionization—Part I: A theory of gain, noise, breakdown probability, and frequency response," *IEEE Trans. Electron Devices*, vol. 46, pp. 1623–1631, Aug. 1999.
- [10] D. S. Ong, K. F. Li, S. A. Plimmer, G. J. Rees, J. P. R. David, and P. N. Robson, "Full band Monte Carlo modeling of impact ionization, avalanche multiplication, and noise in submicron GaAs p^+i-n^+ diodes," *J. Appl. Phys.*, vol. 87, pp. 7885–7891, June 2000.
- [11] R. B. Emmons, "Avalanche-photodiode frequency response," *J. Appl. Phys.*, vol. 38, pp. 3705–3714, Aug. 1967.
- [12] J. N. Hollenhorst, "Frequency response theory for multilayer photodiodes," *J. Lightwave Technol.*, vol. 8, pp. 531–537, Apr. 1990.
- [13] B. F. Levine, "Optimization of 10–20 GHz avalanche photodiodes," *IEEE Photon. Technol. Lett.*, vol. 8, pp. 1528–1530, Nov. 1996.
- [14] M. M. Hayat and M. A. Saleh, "Statistical properties of the impulse response function of double-carrier multiplication avalanche photodiodes including the effect of dead space," *J. Lightwave Technol.*, vol. 10, pp. 1415–1425, Oct. 1992.
- [15] A. Bandyopadhyay, M. J. Deen, L. E. Tarof, and W. Clark, "A simplified approach to time-domain modeling of avalanche photodiodes," *IEEE J. Quantum Electron.*, vol. 34, pp. 691–699, Apr. 1998.
- [16] M. M. Hayat, M. A. Saleh, and J. A. Gubner, "Bit-error rates for optical receivers using avalanche photodiodes with dead space," *IEEE Trans. Commun.*, vol. 43, pp. 99–106, Jan. 1995.
- [17] M. M. Hayat and G. Dong, "A new approach for computing the bandwidth statistics of avalanche photodiodes," *IEEE Trans. Electron Devices*, vol. 47, pp. 1273–1279, June 2000.
- [18] S. A. Plimmer, J. P. R. David, B. Jacob, and G. J. Rees, "Impact ionization probabilities as functions of two-dimensional space and time," *J. Appl. Phys.*, vol. 89, pp. 2742–2751, Mar. 2001.
- [19] C. Jacoboni and P. Lugli, *The Monte Carlo Method for Semiconductor Device Simulation*. Wien, Austria: Springer-Verlag, 1989, pp. 339–341.
- [20] A. Spinelli and A. L. Lacaita, "Mean gain of avalanche photodiodes in a dead space model," *IEEE Trans. Electron Devices*, vol. 43, pp. 23–30, Jan. 1996.
- [21] S. A. Plimmer, J. P. R. David, R. Grey, and G. J. Rees, "Avalanche multiplication in $\text{Al}_x\text{Ga}_{1-x}\text{As}$ ($x = 0$ to 0.60)," *IEEE Trans. Electron Devices*, vol. 47, pp. 1089–1097, May 2000.
- [22] S. Ramo, "Currents induced by electron motion," *Proc. IRE*, pp. 584–585, Sept. 1939.
- [23] P. J. Hambleton, "Limitation of the saturated drift velocity approximation for time domain modeling in sub-micron avalanche photodiodes," *Semicond. Sci. Technol.*, submitted for publication.

J. S. Ng received the B.Eng. degrees in electrical and electronic engineering from the Department of Electronic and Electrical Engineering, University of Sheffield, Sheffield, U.K., in 1999, where she is currently pursuing the Ph.D. degree, working on temporal calculation of avalanche photodiode and material characterization.

C. H. Tan (S'00) was born in Raub, Pahang, Malaysia, in 1975. He received the B.Eng. (Hons.) degree in electronic engineering from the Department of Electronic and Electrical Engineering, the University of Sheffield, Sheffield, U.K., in 1998, where he is currently in the third year of the Ph.D. degree with the Department of Electronic and Electrical Engineering, working on experimental and theoretical investigation of excess noise in Si and $\text{Al}_x\text{Ga}_{1-x}\text{As}$.

He is currently a Research Assistant with the University of Sheffield, working on high-speed travelling wave phototransistors.

Mr. Tan is a student member of IOP.

B. K. Ng received the B.Eng. and M.Eng. degrees in electrical and electronic engineering from the Nanyang Technological University, Singapore, in 1997 and 2000, respectively, and is currently pursuing the Ph.D. degree in the Department of Electronic and Electrical Engineering, University of Sheffield, Sheffield, U.K., where he is investigating the impact ionization process in $\text{Al}_x\text{Ga}_{1-x}\text{As}$ ($x > 0.6$).

P. J. Hambleton received a joint honours degree in physics and electronic engineering from the University of Loughborough, Loughborough, U.K., in 1999. He is currently pursuing the Ph.D. degree in the Department of Electronic and Electrical Engineering, University of Sheffield, Sheffield, U.K., investigating the performance of fast, low noise resonant cavity avalanche photodiodes.

J. P. R. David (SM'96) received the B.Eng. and Ph.D. degrees from the Department of Electronic and Electrical Engineering, University of Sheffield, Sheffield, U.K., in 1979 and 1983, respectively.

In 1983, he joined the Department of Electronic and Electrical Engineering, University of Sheffield, where he worked as a Research Assistant investigating impact ionization. In 1985, he became responsible for characterization within the SERC (now EPSRC) Central Facility for III-V Semiconductors at the same university. His research interests are piezoelectric III-V semiconductors and impact ionization in bulk and multilayer structures.

G. J. Rees received the B.A. degree in physics from Oxford University, Oxford, U.K., in 1966, and the Ph.D. degree in theoretical physics from Bristol University, Bristol, U.K., in 1969.

He was awarded a one-year Royal Society Exchange Fellowship at the Università delle Scienze, Rome, Italy, and then lectured for a year in mathematics at Imperial College, London, U.K. In 1971, he moved to the Plessey Company's Device Research Laboratory, Caswell, U.K., to head the Theoretical Technology Group. After visiting fellowships to Lund, Sweden, and the Clarendon Laboratory, Oxford, he joined the Department of Electronic and Electrical Engineering, University of Sheffield, Sheffield, U.K., in 1991. He was appointed to a personal Chair in 1999 and Head of Department in 2001. His research interests include piezoelectric strained layer semiconductor devices, avalanche photodiodes, and modeling of semiconductor device physics.

A. H. You received the B.Sc. and M.Sc. degrees from the Department of Physics, University of Malaya, Malaysia, in 1995 and 1998, respectively. He is currently pursuing the Ph.D. degree at the Multimedia University, Malaysia.

His research interests include device modeling and theoretical study of avalanche multiplication, noise, and time response in avalanche photodiodes.

D. S. Ong received the B.Sc. (Hons.) degree from the Department of Physics and the M.Phil. degree from Institute of Advanced Studies, University of Malaya, Malaysia, in 1992 and 1995, respectively, and the Ph.D. degree from the Department of Electronic and Electrical Engineering, University of Sheffield, Sheffield, U.K., in 1998.

In 1999, he joined Multimedia University, Malaysia, as a Senior Lecturer and is presently an Associate Professor in the Faculty of Engineering. His current research interests are electronics and optoelectronic devices and impact ionization in III-V semiconductor compounds.