

This is a repository copy of *Diet, society, and economy in late medieval Spain : Stable isotope evidence from Muslims and Christians from Gandía, Valencia.*

White Rose Research Online URL for this paper:

<https://eprints.whiterose.ac.uk/81402/>

Version: Published Version

Article:

Alexander, Michelle Marie orcid.org/0000-0001-8000-3639, Gerrard, Christopher, Gutiérrez, Alejandra et al. (1 more author) (2015) Diet, society, and economy in late medieval Spain : Stable isotope evidence from Muslims and Christians from Gandía, Valencia. *American journal of physical anthropology*. pp. 263-273. ISSN 1096-8644

<https://doi.org/10.1002/ajpa.22647>

Reuse

Items deposited in White Rose Research Online are protected by copyright, with all rights reserved unless indicated otherwise. They may be downloaded and/or printed for private study, or other acts as permitted by national copyright laws. The publisher or other rights holders may allow further reproduction and re-use of the full text version. This is indicated by the licence information on the White Rose Research Online record for the item.

Takedown

If you consider content in White Rose Research Online to be in breach of UK law, please notify us by emailing eprints@whiterose.ac.uk including the URL of the record and the reason for the withdrawal request.

Diet, Society, and Economy in Late Medieval Spain: Stable Isotope Evidence From Muslims and Christians From Gandía, Valencia

Michelle M. Alexander,^{1*} Christopher M. Gerrard,² Alejandra Gutiérrez,² and Andrew R. Millard²

¹*BioArCh, Department of Archaeology, University of York, York, UK*

²*Department of Archaeology, Durham University, Durham, UK*

KEY WORDS C₄ plants; Islamic; Mediterranean; collagen; faith

ABSTRACT This article investigates the diets of neighboring Christians and Muslims in late medieval Spain (here 13th–16th centuries) through the analysis of the stable isotopes of carbon ($\delta^{13}\text{C}$) and nitrogen ($\delta^{15}\text{N}$) in adult human and animal bone collagen. Twenty-four Christians and 20 Muslims are sampled from two adjacent and contemporaneous settlements in the township of Gandía on the Mediterranean coast, together with the remains of 24 animals. Statistical differences in both $\delta^{13}\text{C}$ and $\delta^{15}\text{N}$ reveal that the diets of the two faith com-

munities differed, despite living side-by-side. These differences may relate to inequalities in their access to foodstuffs, particularly to C₃/C₄ grain and/or possibly terrestrial meat sources, though cultural preferences are also highlighted. Isotopic values for animals were also found to vary widely, both between and within species, and this provides a window into the local livestock economy. *Am J Phys Anthropol* 000:000–000, 2014. © 2014 The Authors. American Journal of physical Anthropology published by Wiley Periodicals, Inc.

Stable isotope analysis of archaeological bone collagen is a well-established technique that can provide direct evidence of the diet of archaeological populations down to the level of an individual (Ambrose, 1993). This information needs to be properly contextualized to maximize its benefits and is best used alongside other sources of evidence such as faunal assemblages and written texts. A growing number of projects have now applied the technique to medieval Mediterranean populations (e.g., Salamon et al., 2008; Bourbou et al., 2011; Fuller et al., 2012; Reitsema and Vercellotti, 2012; Ciaffi et al., 2013), but major published studies from Spain remain restricted to the Balearic Islands (Fuller et al., 2010; Nehlich et al., 2012). Responding to this challenge, this article presents data from late medieval populations from the mainland peninsula and examines the diets of Muslims and Christians living in a single locale in the Kingdom of Valencia during the 13th–16th centuries AD. It is the first such study to attempt this.

The intermingling of faiths in medieval Spain can be explored from numerous angles, through literature, architecture, the development of science and the study of archaeological objects, to name a few (e.g., Mann et al., 1992). The study of diet using stable isotope evidence is particularly noteworthy, however, because it offers the prospect of detecting directly the dietary preferences of different faiths living side-by-side within the same community. In brief, Christians, Muslims and Jews co-existed in the Iberian Peninsula for much of the Middle Ages, at first under Islamic political control in al-Andalus after the 8th century AD, and later under Christian rule after the ‘reconquest’ gained momentum during the 12th and 13th centuries. This life together, or *convivencia* as it is termed, lent itself to some surprising cultural influences, for example the popularity of cous-cous among Christians and their adopted habit of dining when seated on a cushion on the floor (de Castro, 1993:

172). However, it ended in the forced conversion and subsequent expulsion of Jews and Muslims from Spain after AD 1492 and 1609, respectively.

The realities of religious co-existence within this pluralistic society have long been the subject of academic debate (Glick, 1992; Soifer, 2009) and food, in particular, might be expected to gain a significance that went beyond physiological need. While dietary preference may be constrained by the local availability of foodstuffs, it is often used to express cultural and social identities such as status, ethnicity, gender, occupation and regional difference (e.g., Montanari, 1999; Super, 2002; Parker Pearson, 2003; van der Veen, 2003). Religious groups, in particular, may identify themselves by what they choose to consume or to avoid (MacClancy, 1992:42; Latham and Gardella, 2005). With this in mind, the aim of the research described here was to use stable isotopes to characterize the diet of two faith communities living in the same locality. To achieve this, human samples were obtained from

This is an open access article under the terms of the Creative Commons Attribution License, which permits use, distribution and reproduction in any medium, provided the original work is properly cited.

Grant sponsor: AHRC PhD Studentship awarded; Grant number: 2006/125150; Grant sponsors: Durham Doctoral Fellowship; Society for Medieval Archaeology Eric Fletcher Fund Award.

*Correspondence to: Michelle M. Alexander, BioArCh, Biology S Block, Wentworth Way, York, YO10 5DD, UK.
E-mail: michelle.alexander@york.ac.uk

Received 18 June 2014; accepted 15 October 2014

DOI: 10.1002/ajpa.22647
Published online 00 Month 2014 in Wiley Online Library (wileyonlinelibrary.com).



Fig. 1. Location map showing the modern autonomous community of Valencia (in grey) and the location of Gandía and Albarracín (Teruel). [Color figure can be viewed in the online issue, which is available at wileyonlinelibrary.com.]

Gandía (Valencia), a large urban settlement with good archaeological evidence for contemporaneous Christian and Muslim burials. Animal remains were also obtained to act as an isotopic baseline and in order to investigate aspects of economy and animal husbandry.

HISTORICAL BACKGROUND

Gandía lies on the Mediterranean coast of Spain, around 65-km south of the modern city of Valencia (Fig. 1). Urban settlement first developed here in the 13th century after the Christian reconquest in 1249 and it is in this region of eastern Spain that the largest *mudéjar* population could be found during the later Middle Ages (Sesma, 2008); *mudéjares* being the remaining Muslim population living in territory controlled by the Christians, an ethnic minority characterized by its adherence to Islam. By the end of the 15th century these two faith communities had lived side-by-side for over 250 years, the Muslims being tolerated by the Christians, by now segregated and closed away from the religious perspective but, at the same time, making vital contributions to agriculture, traditional crafts and commerce (Guiral, 1989:435–504; Hinojosa, 2002). Gandía, by this date a royal duchy, was a successful commercial town with an economy rooted principally in the growing of sugarcane and the refining of sugar which was then exported to an international market (Guiral, 1989:424;

Aparisi and Alonso, 2011). Archaeological excavation and historical research has shown that the town was surrounded by a cluster of small settlements in which the local population were *mudéjares*; one of these was at Benipeixcar, originally an *aljama*, or self-governing community of Muslims, which has since been absorbed into the modern town of Gandía.

In the early 16th century, the *mudéjares* were forced to convert to Christianity, and these “crypto-Muslims” were known as *moriscos*; many of them retained their Islamic faith in secret. This generated friction with the Christian community (Vincent and Ortiz, 1978; Ehlers, 2006) and the *moriscos* were finally obliged to depart in the early 17th century. In the meantime, they continued to perform an important role in the local economy, especially in the sugar industry as well as in the making of sweet confectionery (Meyerson, 1990:118, 134; Vincent, 1992:1). For brevity, the Muslim and later population of Benipeixcar of the 15th–16th centuries are referred to as *mudéjares* in this article, while the existence of various Spanish kingdoms has been simplified here by reference to “Spain.”

DIET IN MEDIEVAL SPAIN

The study of diet in medieval Spain is based on a wide range of available historical evidence. Taken together, these imply a diet based on cereals, with regional differences in the types of grain being consumed, as well as variation according to social status. Bread was made from unrefined wheat while grains such as barley and rye were eaten by those at the lower end of the social hierarchy together with C_4 grains such as foxtail and broomcorn millet and sorghum in both red and white varieties (de Castro, 1993:286; García Marsilla, 1993:77, 259; García Sánchez, 2002:279; Tomás, 2009:466). Islamic texts also mention a long list of other grains or pulses for making bread of different qualities such as rice, barley, chickpeas and lentils (García Sánchez, 1995). Some of these grains are also referred to in historical texts as animal fodder (Rubio, 1995; Cortonesi, 1999) and archaeobotanical evidence confirms the presence of C_4 millets at medieval sites further north in Catalonia, although always in relatively minor quantities when compared against other cereals (Alonso, 2005; Alòs et al., 2006–2007; Cubero et al., 2008). Although these grains will have formed a part of the diet of some proportion of the medieval population, current evidence falls short when considering their actual contribution. Another C_4 grain, maize, can be ruled out as a potential source of C_4 protein in this study. Maize was introduced to Europe after 1492 but historical evidence suggests it was not commonly grown in the Valencia region until the 17th and 18th centuries (Gómez, 1974; Sauer, 1976: 824; Crosby, 2003:179).

Other foodstuffs were supplied from the kitchen garden like onions, garlic and legumes such as beans, chickpeas, lentils and peas. To these should be added a great variety of fruit such as pomegranates and oranges, honey, eggs, and dairy products such as milk and cheese which supplied additional protein. Meat was widely consumed but the type, quality, and quantity depended on status, geography, and faith. Oxen, for example, were considered to be the food of the poor (García Sánchez, 1983:139; de Castro, 1993; Tomás, 2009:466) whereas meat from young and suckling animals was a high status food in demand on the urban market (Díaz, 1983; Martínez, 1996; Cortonesi, 1999). The most common types of meat consumed were mutton and lamb followed

by kid, chicken, pork (in the case of Christians), beef, and game such as rabbits (Waines, 1992; de Castro, 1993; García Sánchez, 1996). Fresh fish would have been an important supplement to the diet along the coast and rivers as well as providing a catch for sale (de Castro, 1993). As many as 27 types of fish are recorded in local port books, from eels to sardines and tuna, and including also octopus (Guiral, 1989:388) while salted, dried, preserved fish (*escabeche*) and smoked sea-fish were also widely consumed and traded far inland (Gallart et al., 2005); sardines, for example, were imported to the Valencia region from Galicia in northern Spain (Ferreira, 1988:732). Remains of cuttlefish (*Sepia officinalis*) and possibly crab or crayfish from nearby sites in Alicante confirm that cephalopods and crustaceans also probably formed part of the Islamic diet (Benito, 1987).

Fish fulfilled a liturgical requirement for Christians; fast days (typically Wednesdays and Fridays) and Lent together accounting for over 150 days in the Christian calendar (Tomás, 2009:465), although other foodstuffs could be substituted for meat, among them cheese, eggs, legumes, nuts or vegetables (García Marsilla, 1993:76; Adamson, 2004:189; Rodrigo, 2009:571; Grumett and Muers 2010:26–27). There are nuances to this generic description however, the Church in Spain, for example, allowed the consumption of eggs and dairy products in Lent officially only after 1491 (Tomás, 2009:465) while monasteries and religious orders had their own fasting practices, some prohibiting meat entirely (Sesma, 1977:67; Grumett and Muers 2010:43).

Muslims were prohibited from consuming pork and any animal that had not been slaughtered in such a way as to be considered halal but, in terms of fasting restrictions, Islamic dietary law was actually less restrictive than the dietary regimes prescribed by Judaism and Christianity in the strictest sense (Insoll, 1999:95–97; Zaouali, 2007). In that context it is interesting that some remains of pig were recovered from Benipeixcar. Zooarchaeological evidence indicates that the presence of pigs is not unusual for Muslim sites of this period and the very few remains that are recovered are usually attributed to the presence of a small number of Christians on site or else to the hunting of wild boar (Morales et al., 1988; Lentacker and Ervynck, 1999; Antunes, 1996; Benito, 2006; Davis, 2006). This reminds us that, although some correlation between foodstuffs and faith is expected, much of the medieval diet will be influenced by what was affordable and available locally, thereby demonstrating cultural affinities and social status, as well as religious practices.

In summary, while there are still relatively few detailed published studies of well-dated faunal assemblages from later medieval sites in Spain, we nevertheless have a reasonable impression of the foodstuffs available. We can say far less, however, about what was consumed by whom and in what proportions and this complicates any fuller examination of the differences in diet between faith communities. Stable isotope analysis, on the other hand, offers exactly that opportunity because it can examine the diet of individuals, and the technique is also well suited to applications in regions where C_4 plants were cultivated, as they were in Gandía.

RECONSTRUCTING DIET USING STABLE ISOTOPE ANALYSIS

Carbon ($\delta^{13}C$) and nitrogen ($\delta^{15}N$) isotopes in bone collagen are most frequently used for dietary recon-

struction in archaeological populations; several reviews of the application of stable isotopes in archaeology are available (e.g., Katzenberg, 2000; Sealy, 2001; Schwarcz and Schoeninger, 2011). The isotopic composition of body tissues such as bone collagen reflects that of mainly the protein portion of the diet averaged over many years prior to death, although for low protein diets fats and carbohydrates may contribute carbon to the collagen (Hedges, 2004; Hedges et al., 2007) and different protein sources of animal origin such as meat and milk cannot be distinguished (O'Connell and Hedges, 1999). Of significance here is the fact that carbon isotopes can discriminate between plants that use different photosynthetic pathways; C_3 plants include common crops such as wheat, barley and oats, most fruits, legumes and vegetables grown in temperate climates, whereas C_4 plants are better adapted to hotter, drier environments, including tropical grasses and crops such as sorghum, millet, maize and sugarcane (O'Leary, 1981). C_4 plants exhibit more enriched carbon values than C_3 plants, with mean values $\delta^{13}C$ of -13‰ and -27‰ respectively (Smith and Epstein, 1971; O'Leary, 1981). One confounding factor is the presence of marine foods more enriched in ^{13}C than C_3 terrestrial based resources (Schoeninger and DeNiro, 1984). As a result, carbon can be used to distinguish marine protein consumption in terrestrial C_3 -based diets but, when C_4 plants are involved, marine and terrestrial carbon values can overlap (Sealy, 1997). Stable nitrogen isotope ratios, however, do help to distinguish between the consumption of purely marine protein or C_4 plants, because the $\delta^{15}N$ values of tissues provide information about the trophic level at which an organism is feeding; nitrogen is enriched by around 3–5‰ with each step along the food chain (Bocherens and Drucker, 2003; Hedges and Reynard, 2007). Carbon, on the other hand, exhibits less enrichment with values of 0–2‰ as trophic levels increase (Bocherens and Drucker, 2003). As aquatic food-chains tend to be longer than terrestrial ones, marine and freshwater resources usually exhibit higher $\delta^{15}N$ values than terrestrial sources due to greater enrichment in nitrogen (Schoeninger et al., 1983). As noted elsewhere, however, this may not be the case in the Mediterranean as the ranges of $\delta^{15}N$ values of marine and terrestrial animals from this region can overlap considerably (Craig et al., 2013). Terrestrial plants can also demonstrate elevated $\delta^{15}N$ values as a result of natural environmental conditions such as salinity and aridity or anthropogenic factors such as the spreading of manure as fertilizer (Bogaard et al., 2007; Fraser et al., 2011).

There is some uncertainty in the reconstruction of the protein part of the diet of an individual using collagen $\delta^{13}C$ and $\delta^{15}N$. Feeding studies indicate that there may have been underestimation in the magnitude of the diet-tissue offset in nitrogen with each trophic step ($\Delta^{15}N_{\text{diet-collagen}}$), which may be up to $+6\text{‰}$ (O'Connell et al., 2012). Furthermore, due to macronutrient routing, there may be an unequal contribution of carbon from different dietary sources, which could lead to inaccuracies when estimating the amount of particular foods such as marine protein in archaeological populations (Craig et al., 2013). While precise reconstruction of an individual's diet is more problematic, carbon and nitrogen stable isotope analyses of bone collagen remains a powerful and informative tool for investigating relative differences between the protein parts of the diets of past populations and individuals.

TABLE 1. Results of stable isotope analysis of human bone collagen

Site	Sample	Sex	$\delta^{13}\text{C}_{\text{VPDB}}$ (‰)	$\delta^{15}\text{N}_{\text{AIR}}$ (‰)	C/N	%Col.
Colegiata; Christian (13th–16th centuries)	481	M	-15.7	10.9	3.3	2.8
	303	M	-15.5	9.7	3.3	4.4
	305	M	-15.0	12.0	3.3	3.4
	324	F	-16.0	9.8	3.3	3.5
	346	M	-18.1	10.4	3.4	5.9
	357	M	-16.8	9.4	3.3	7.7
	369	M	-17.2	10.0	3.3	4.4
	377	F	-18.7	9.9	3.4	2.4
	398	M	-17.5	10.4	3.4	5.2
	401	F	-17.6	10.3	3.3	2.7
	445	F	-18.6	9.7	3.3	7.7
	455	M	-16.4	10.1	3.4	1.4
	457	M	-18.7	8.8	3.4	2.2
	463	F	-17.3	9.6	3.3	5.2
	483	M	-17.4	11.1	3.4	2.9
	501	F	-16.9	9.9	3.3	3.8
	504	F	-16.9	9.2	3.3	3.2
	506	M	-18.0	10.5	3.4	1.8
	531	F	-18.1	9.7	3.3	5.5
	543	F	-17.0	10.8	3.4	8.6
547	M	-18.5	10.1	3.4	2.3	
549	F	-16.9	10.5	3.3	2.7	
550	F	-17.2	11.7	3.3	2.9	
571	F	-17.8	11.4	3.3	4.1	
Benipeixcar;	804	F	-17.2	10.0	3.3	7.3
<i>Mudéjar</i>	1504	M	-16.8	11.0	3.3	4.5
(15th–16th centuries)	1603	F	-14.7	11.2	3.2	9.5
1904	?F	-15.9	9.2	3.3	2.6	
2003	F	-18.0	10.6	3.4	4.9	
2304	F	-16.3	11.1	3.3	5.1	
2404	F	-16.4	11.0	3.2	10.0	
2602	F	-16.5	10.8	3.3	9.4	
2703	?	-16.8	11.0	3.3	3.3	
2803	?F	-15.6	10.7	3.3	7.3	
2902	M	-17.2	10.7	3.3	4.6	
9203	M	-16.8	10.0	3.2	2.7	
9303	F	-16.5	10.7	3.3	5.2	
9503	M	-17.1	10.4	3.3	4.3	
9902	F	-16.0	11.3	3.5	2.5	
14403	M	-17.5	10.9	3.2	8.7	
14603	F	-16.9	10.6	3.4	2.5	
14703	F	-15.2	10.1	3.3	4.8	
15103	F	-14.2	11.9	3.2	7.9	
15403	F	-15.6	10.3	3.3	1.8	

SAMPLES AND METHODOLOGY

Samples of adult human bone were taken from the burials of 20 *mudéjares* in an Islamic cemetery dating to the 15th to 16th centuries associated with the settlement of Benipeixcar (Fig. 1), excavated by J. Cardona in 1993–1994 (unpublished). All were buried SW-NE with the head facing east towards Mecca, in accordance with Islamic tradition. For comparison, 24 Christian skeletons were also sampled from three grave pits uncovered during excavations at the Colegiata de Santa María in nearby Gandía prior to restoration of the building (Vidal, 2006). The archaeological contexts from which these skeletal remains came are only broadly dated to between the 13th and 16th centuries, so there is a slight discrepancy in the date ranges of the *mudéjar* and Christian samples which cannot be resolved. Most importantly for this study, they represent two faith groupings from the same geographical location. Together with this human

bone, terrestrial animal bones ($n = 24$) from a variety of species were also sampled from domestic contexts excavated within the settlement of Benipeixcar. The poor recovery of fish bones on site prompted the inclusion of additional marine fish from an 11th–12th century site at Albarracín in Teruel province (Fig. 1) in order to provide a contemporaneous isotopic baseline.

Collagen extraction and stable isotope analysis

Rib bones were sampled from each adult human skeleton and cortical bone was chosen from animal bones, ensuring that only one sample was taken from each individual. Collagen was isolated from bone samples following a modified Longin (1971) method including an additional ultrafiltration step (Brown et al., 1988; Richards and Hedges, 1999). Samples of bone (~0.2 g) were cleaned by air-abrasion and demineralized (0.5M HCl at 4°C for up to 10 days), the resulting insoluble fraction was gelatinized (HCl at pH 3) for 48 h at 75°C and the supernatant ultrafiltered to isolate the high molecular weight >30 kDa fraction which was then lyophilized. The purified collagen was analyzed in duplicate using continuous-flow isotope ratio mass spectrometry (CFIRMS) using a Delta XP mass spectrometer at either the Alaska Stable Isotope facility (University of Alaska Fairbanks's Water and Environmental Research Centre; WERC) for humans or at the Department of Human Evolution, Max Planck Institute for Evolutionary Anthropology (MPI-EVA, Leipzig, Germany) for animals. Isotopic values are reported here as the ratio of the heavier isotope to the lighter isotope ($^{13}\text{C}/^{12}\text{C}$ or $^{15}\text{N}/^{14}\text{N}$) as δ values in parts per mille (‰) relative to internationally defined standards for carbon (VPDB: Vienna Pee Dee Belemnite) and nitrogen (AIR) following the equation [$\delta = (R_{\text{sample}} - R_{\text{standard}})/R_{\text{standard}} \times 1000$] (Coplen, 1994). The instrument precision for $\delta^{13}\text{C}$ and $\delta^{15}\text{N}$ was $\pm 0.2\text{‰}$ (1σ) or better at both laboratories, determined by replicate analysis of internal laboratory standards. Five samples were compared between the laboratories yielding mean differences of $0.6\text{‰} \pm 0.2\text{‰}$ (1σ) for $\delta^{13}\text{C}$ and $0.0\text{‰} \pm 0.6\text{‰}$ (1σ) for $\delta^{15}\text{N}$. The small difference in $\delta^{13}\text{C}$ is insignificant at the magnitude of dietary interpretation discussed here. Sufficient collagen (>1%) was found to be preserved in all the samples and the collagen quality met published criteria (DeNiro, 1985; van Klinken, 1999). Statistical tests were performed using SPSS for Windows version 15. The non-parametric Mann–Whitney U and Kolmogorov–Smirnov tests for non-normally distributed data were employed.

RESULTS

The human and animal stable isotope data are provided in Tables 1 and 2, respectively and plotted together in Figure 2; summary statistics for both humans and animals are listed in Table 3. An immediately noticeable feature of these results is that many of the humans in both populations register enriched carbon values suggestive of a measurable dietary input of C_4 plants and/or marine protein. The most depleted $\delta^{13}\text{C}$ values, on the other hand, suggestive of a largely C_3 terrestrial-based diet, are exhibited by the Christians sampled from Gandía. Overall, despite the relatively small difference ($<1\text{‰}$) in absolute means for $\delta^{15}\text{N}$ and $\delta^{13}\text{C}$ between the populations of Christians ($n = 24$) and *mudéjares* ($n = 20$) shown in Table 3, the distribution of their $\delta^{15}\text{N}$ and $\delta^{13}\text{C}$ values is statistically different (two-

TABLE 2. Results of stable isotope analysis of animal bone collagen

Sample	Species	$\delta^{13}\text{C}_{\text{VPDB}}$ (‰)	$\delta^{15}\text{N}_{\text{AIR}}$ (‰)	C/N	% Col.
GBC1	<i>Bos taurus</i>	-15.2	7.7	3.3	1.5
GBC2	<i>Bos taurus</i>	-20.1	5.8	3.1	8.2
GBC3	<i>Bos taurus</i>	-19.7	8.5	3.2	4.1
GBC4	<i>Bos taurus</i>	-14.3	7.4	3.2	6.5
GBC5	<i>Bos taurus</i>	-19.8	5.7	3.1	11.1
GBCa1	<i>Felis Catus</i>	-15.5	8.1	3.2	6.2
GBCa2	<i>Felis Catus</i>	-16.3	9.1	3.2	2.7
GBCa3	<i>Felis Catus</i>	-16.3	8.9	3.2	2.8
GBF1	<i>Galeorhinus galeus</i>	-12.4	9.9	3.3	4.6
GBGa1	<i>Gallus</i>	-14.9	10.2	3.3	2.0
GBGa2	<i>Gallus</i>	-17.4	8.4	3.3	2.8
GBGa3	<i>Gallus</i>	-17.5	8.8	3.3	3.2
GBGa5	<i>Gallus</i>	-13.3	9.7	3.3	4.1
GBO1	<i>Ovicaprid</i>	-19.3	2.9	3.3	1.1
GBO2	<i>Ovicaprid</i>	-19.2	4.0	3.3	1.6
GBO3	<i>Ovicaprid</i>	-19.5	4.3	3.2	6.5
GBO4	<i>Ovicaprid</i>	-19.4	3.3	3.3	3.4
GBO5	<i>Ovicaprid</i>	-19.5	4.4	3.3	5.1
GBO9	<i>Ovicaprid</i>	-19.3	3.3	3.3	3.0
GBO6	<i>Ovicaprid</i>	-19.1	3.8	3.2	1.2
GBO7	<i>Ovicaprid</i>	-19.1	4.2	3.4	6.7
GBO8	<i>Ovicaprid</i>	-19.5	5.6	3.3	7.8
GBP1	<i>Sus</i>	-17.8	6.6	3.3	4.5
ABF1*	<i>Mugilidae Sp.</i>	-10.1	8.1	3.2	3.9
ABF5*	<i>Mugilidae Sp.</i>	-9.4	9.5	3.2	3.8
ABF6*	<i>Dicentrarchus Sp.</i>	-11.4	12.5	3.2	6.2
ABF4*	<i>Dicentrarchus Sp.</i>	-11.2	12.6	3.1	4.1
ABF3*	<i>Argyrosomus regius</i>	-10.8	10.4	3.0	16.2

Marine fish from Albarraçin are marked with an asterisk (*).

sample Kolmogorov–Smirnov $z = 1.486$, $P = 0.024$, and $z = 1.486$, $P = 0.024$, respectively). Comparison in Figure 3 indicates that *mudéjares* demonstrate more enriched $\delta^{13}\text{C}$ and $\delta^{15}\text{N}$ values than their Christian contemporaries and this implies that the long-term diets of each group were significantly different.

Comparison of human values with herbivores recovered from Benipeixcar reveals that human values from both sites are on average 2‰ higher in $\delta^{13}\text{C}$ and 5.4‰ higher in $\delta^{15}\text{N}$ than the means for herbivores (Table 3). The dietary spacing between humans and herbivores is wider than might be expected for trophic level enrichment (Bocherens and Drucker, 2003). This implies that both populations also consumed other enriched sources of ^{15}N , perhaps chickens and their eggs, pork and marine fish, although those individuals with enrichment in both $\delta^{13}\text{C}$ and $\delta^{15}\text{N}$ values may have consumed marine fish in greater quantities. However, taking the potential dietary spacing for $\Delta^{15}\text{N}_{\text{diet-collagen}}$ being 6‰ (O’Connell et al., 2012), the consumption of herbivore protein cannot be ruled out as a major dietary source.

More precise determination of individual dietary preference is complicated by several factors. First, isotopic values are distinct between species such as ovicaprids and cattle, implying different management strategies. However, there is also evidence of multiple management and feeding regimes for the same species. Two cows, GBC1 and GBC4, possess enriched carbon values of -15.2‰ and -14.3‰ indicative of a significant dietary intake of C_4 plants when compared to other cattle which ate predominantly C_3 diets. Two chickens, GBGa1 and GBGa5, also appear to have had a significant C_4 plant

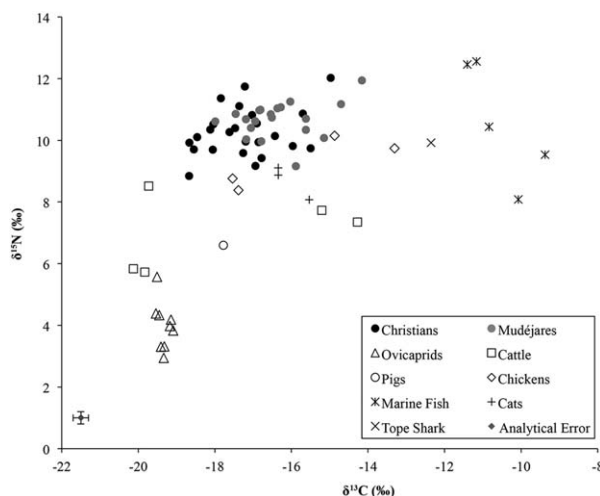


Fig. 2. Plot of $\delta^{13}\text{C}$ and $\delta^{15}\text{N}$ values for Christians from the Colegiata, Gandia (13th–16th centuries); *mudéjares* and animals from Benipeixcar (15th–16th centuries); and marine fish from Albarraçin, Teruel.

contribution to their diet, with $\delta^{13}\text{C}$ values of -14.9‰ and -13.3‰ , respectively; C_4 crops such as millet and sorghum, which make excellent feed for poultry, are likely to be responsible. Overall, however, the wide range of isotope values exhibited by the species in the sample makes it very difficult to determine the proportional contribution of different foods to the human diet, that is, marine foodstuffs, C_4 -fed herbivores, and C_3 -fed herbivores. This is particularly noteworthy in this case study because terrestrial fauna exhibit $\delta^{15}\text{N}$ values that are similar to those of Mediterranean fish, which in turn tend to exhibit lower values than those elsewhere, in the Atlantic for example (Jennings et al., 1997; Garcia-Guixé et al., 2010; Barrett et al., 2011; Vika and Theodoropoulou, 2012; Craig et al., 2013).

DISCUSSION

Economic and social explanations for dietary difference

Despite the inevitable uncertainties in determining diet, and the broad range of dates available for the Christian samples selected for this study, the differences observed between Christians and *mudéjares* in both $\delta^{15}\text{N}$ and $\delta^{13}\text{C}$ reflect their contrasting access to foodstuffs over long periods of their lives. In particular, the enriched $\delta^{13}\text{C}$ values exhibited by *mudéjares* would imply that this Muslim or “crypto-Muslim” community relied more heavily on C_4 plants, in their own diet and/or that of their animals.

This result is open to several possible interpretations. We have already noted that the *mudéjar* population of Gandia was closely involved with sugarcane cultivation and processing and it is probable that workers on the sugarcane plantations chewed on the raw canes to extract the sweet juice; indeed, inquisitorial records specifically indicate this was common practice among *mudéjares* in the 16th century (Galloway, 1989:16; Ehlers, 2006:96). This habit, however, cannot be the explanation for the elevated C_4 signatures; sugarcane has an extremely low protein content and it would remain under-represented in the bone collagen provided

TABLE 3. Summary isotopic data for humans from the Colegiata de Santa María (Christian, 13th–16th centuries) and humans and animals from Benipeixcar (mudéjar, 15th–16th centuries)

Site/species	n	$\delta^{13}\text{C}_{\text{VPDB}} (\text{‰})$				$\delta^{15}\text{N}_{\text{AIR}} (\text{‰})$			
		Min	Max	Range	Mean $\pm 1\sigma$	Min	Max	Range	Mean $\pm 1\sigma$
Colegiata de Sta María	24	-18.7	-15.0	3.8	-17.2 ± 1.0	8.8	12.0	3.2	10.3 ± 0.8
Benipeixcar	20	-18.0	-14.2	3.7	-16.4 ± 1.0	9.2	11.9	2.8	10.7 ± 0.6
<i>Ovicaprids</i>	9	-19.5	-19.1	0.4	-19.3 ± 0.2	2.9	5.6	2.7	4.0 ± 0.8
<i>Bos taurus</i> (cattle)	5	-20.1	-14.3	5.8	-17.8 ± 2.8	5.7	8.5	2.8	7.0 ± 1.2
<i>Gallus</i> (chicken)	4	-17.5	-13.3	4.2	-15.8 ± 2.1	8.4	10.2	1.8	9.3 ± 1.8
<i>Sus</i> (pig)	1				-17.8				6.6
<i>Felis</i> (cat)	3	-16.3	-15.5	0.8	-16.1 ± 0.5	8.1	9.1	1.0	8.7 ± 0.5
<i>Galeorhinus</i> (tope shark)	1				-12.4				9.9

Standard deviations are shown when sample size is at least 3.

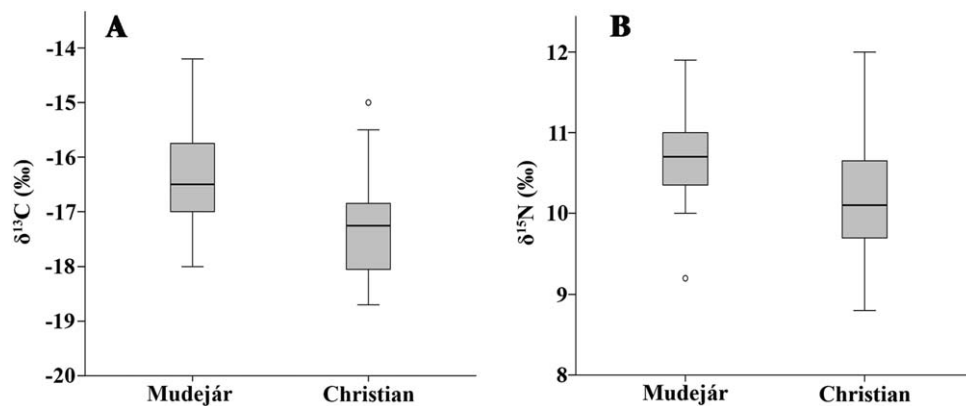


Fig. 3. Boxplot comparison of $\delta^{13}\text{C}$ (A) and $\delta^{15}\text{N}$ (B) of mudéjares and Christians. Error bars denote 95% confidence interval, circles indicate outliers.

that the diet contained adequate quantities of high protein foodstuffs such as meat. It is far more likely then that the adults with enriched carbon values obtained their C_4 plant signatures indirectly through the consumption of animals foddered on bagasse, the fibrous waste from sugarcane crushing, and the green tops.

C_4 crops, it should be noted, were generally regarded as a low-status foodstuff by society at this time; sorghum and millet were consumed only when the supply of other grains was lacking, particularly in rural settlements (Braudel, 1972:595; Glick, 1982:82; Sarasa, 1995:195; Adamson, 2002:8), so the observed dietary differences may reflect socio-economic disparities between rural (Benipeixcar) and urban (Gandía) and/or between mudéjares and Christian populations. Historical sources indicate the Duke of Gandía instructed the Muslim workers on his land to farm sugarcane due to its profitability and that this policy led to such a serious shortage of staple crops, such as wheat, that grain had to be imported from Valencia (Aparisi et al., 2009). A conventional interpretation of the results might therefore be that the Christian inhabitants of Gandía had privileged access to these wheat imports while the rural mudéjar population fell back on the cultivation and consumption of C_4 crops. A similar emphasis on C_4 crops has been noted among mudéjar populations in the Sierra de Espadán in the north of the Kingdom of Valencia in the 14th–16th centuries (Butzer et al., 1986: 372). Written records and archaeobotanical evidence indicate that communities there relied on the cultivation of millets and

sorghum, and this has been linked to the “social segregation” of Muslims and, in particular, to a deterioration in their social standing following the Christian Reconquest (Ruiz, 2001). We should also remember that dietary differences between crypto-Muslims and Christians may have become more acute during the 16th century when halal meat became unavailable, at least legally, due to the prohibition of Muslim butchery practices (Vincent and Ortiz, 1978; Ehlers, 2006). Alternatively, it is also possible that the isotopic variation in both $\delta^{13}\text{C}$ and $\delta^{15}\text{N}$ is explained by a stronger preference for marine fish in the mudéjar diet. There is some historical evidence to suggest that meat rose in price in the Kingdom of Valencia during the 16th century, when the king prohibited the slaughtering of animals several times after 1525 (García Cárcel, 1977:100) and this may have led to a preference for fish, chicken and eggs among those of lower socio-economic status.

A word of caution is required, however, before these socio-economic interpretations are uncritically accepted. According to Islamic sources, millet (a C_4 crop) was much appreciated by Muslims (Marín, 1997:10); it is mentioned, together with sorghum, in Islamic agricultural treatises (Hernández Bermejo et al., 1998:22) and it was cultivated together with wheat and barley in regions of the peninsula that lay outside Christian political control, such as in 13th-century Granada (Arié, 1992:158). Millet is also specifically listed in Islamic treatises as a licit product in which to trade (Constable, 1994:161) and this suggests that differences in cultural

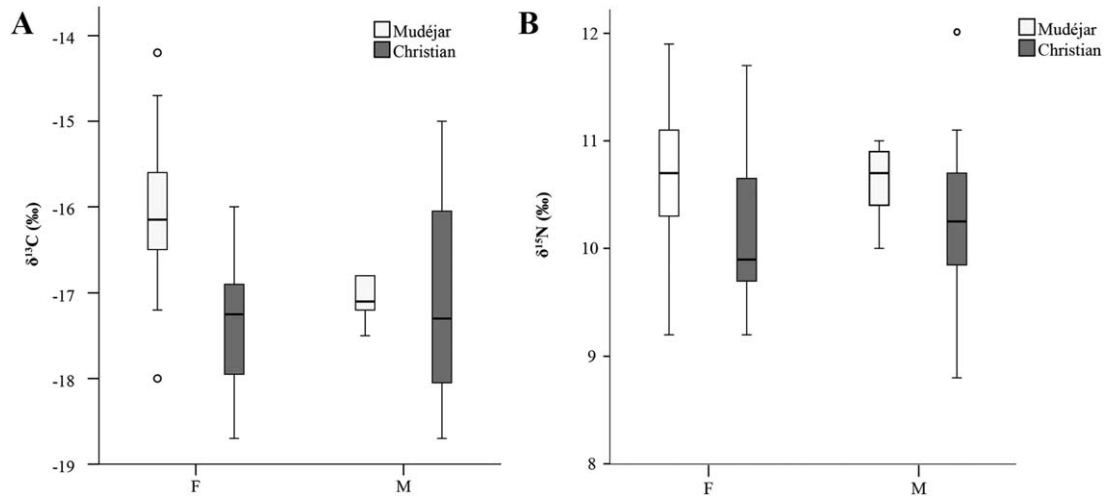


Fig. 4. Boxplot comparison between $\delta^{13}\text{C}$ (A) and $\delta^{15}\text{N}$ (B) values and sex within the *mudéjar* and Christian populations. Error bars denote 95% confidence interval, circles indicate outliers.

traditions in cooking and eating may also have had their part to play in the observed isotopic differences.

The results presented here strongly suggest that the evident dietary differences between *mudéjares* and Christians originated in the home. A comparison of Muslim and Christian females reveals that the enrichment in ^{13}C in particular is most pronounced in the *mudéjar* population (Mann–Whitney $U = 21.5$, $P = 0.001$; Fig. 4), although the observation of corresponding higher $\delta^{15}\text{N}$ values among *mudéjar* females compared to Christian females is not statistically significant (Mann–Whitney $U = 48.5$, $P = 0.067$). If it can be assumed that the task of food preparation was, for the most part, taken up by women in medieval Christian and Muslim societies (Bynum, 1987:192; García Marsilla, 1993:152; Boone and Benco, 1999:67; Insoll, 1999:62–63), then this may have heavily influenced the difference in diet. Unfortunately, there were too few males ($n = 5$) in our *mudéjar* sample to explore this further and compare between males of different faith. The question might be resolved in the future by larger and better-balanced samples.

Turning finally to trends in diet *within* the two faith groups, statistical analysis indicates that there is no difference between the $\delta^{13}\text{C}$ and $\delta^{15}\text{N}$ values of males ($n = 12$) and females ($n = 12$) in the Christian population (Mann–Whitney $U = 61.5$, $P = 0.544$ for $\delta^{13}\text{C}$ and $U = 62.5$, $P = 0.583$ for $\delta^{15}\text{N}$). This is not the same as saying that Christian households always ate together, only that their overall diet did not differ greatly or, at least, any differences are not observable isotopically with these sample sizes. Likewise, there is no written evidence to suggest that female and male *mudéjares* had a different diet; though special arrangements were made for women during pregnancy or lactation (Aubaile-Sallenne, 1997; García Sánchez, 2006). Again, the insufficient sample number prevents meaningful comparison between sexes among *mudéjares*.

Implications for animal husbandry strategies at Gandía

This case study has also demonstrated significant differences in nitrogen values between ovicaprids and cattle. This may be due, on the one hand, to the stocking of

cattle closer to settlements, where soils are likely enriched with manure and domestic refuse (Hedges et al., 2005; Bogaard et al., 2007; Commisso and Nelson, 2010). The sheep, on the other hand, may have been grazed further afield in transhumant flocks (Montalvo, 1992:162) as they were in the mountains of the Sierra de Espadán, north of Valencia, where there were both small, locally owned herds and large inter-regional flocks that grazed seasonally (Butzer et al., 1986).

The enriched carbon values exhibited by certain cattle probably reflect foddering on C_4 plants such as millet, sorghum or sugarcane. In his 12th century *Treatise on Agriculture*, Ibn al'Awam mentions that the by-products of sugarcane, among them molasses and discarded cane, supply excellent cattle fodder (Ibn al-Awwam, 1802) and this is exactly the practice in western India today where tops are fed green to dairy animals, as well as being dried and stored and fed like cereal straws (Mena, 1987; Yadar and Solomon, 2006). Given what we know of the local historic landscape, it seems highly likely that at least some of the C_4 contribution to the diet of cattle came from sugarcane, specifically the draught animals put to work in the plantations and sugar mills. Other animals too had access to these C_4 crops and while some animals, such as chickens and pigs, were foddered on millet, sorghum and/or sugarcane by-products; the cats possibly hunted rodents that would have scavenged C_4 resources.

CONCLUSION

Overall, the isotopic results presented here point to a complex, mixed C_3/C_4 -based economy. The isotopic signatures of the animals sampled from Benipeixcar show a surprising degree of separation between species and within species, and our interpretation is that certain animals are likely to have grazed particular pastures and/or were deliberately fed significant quantities of C_4 plants, a feeding regime which may be linked to their use as traction animals in sugarcane agriculture. Notably, the use of C_4 crops in the study area was not restricted to cattle; chickens, cats and the single pig sample all exhibited enriched $\delta^{13}\text{C}$ values that probably reflect the availability of C_4 foodstuffs either through

deliberate foddering or scavenging. While the use of C_4 plants to fodder animals has previously been hypothesized for this period, as mentioned above, the data here represent some of the first clear isotopic evidence for this practice in medieval Europe.

We have also shown that both the Christian population from Gandía and the *mudéjares* from Benipeixcar consumed significant amounts of C_4 plants directly and/or indirectly, with some individuals exhibiting an enrichment in both carbon and nitrogen which suggests an input of marine protein into their diets. In addition, there are significant differences in both carbon and nitrogen values between the two faith communities, indicating dietary differences which may be linked to the differing cultural and/or socio-economic status of the two populations. After weighing up the available historical and archaeological evidence, we have suggested that *mudéjares* on the whole may have eaten more fish from the Mediterranean and relied more heavily on C_4 resources, stemming from their involvement in the cultivation and processing of sugarcane, a C_4 crop, or from a cultural preference for particular grain types. Alternatively, their particular dietary signature may be the result of limited access to more desirable C_3 plants, perhaps due to their declining socio-economic status at this time. Further clarification on this point could be sought through the application of single compound amino acid analysis (Corr et al., 2005; Choy et al., 2010) or in cases of excellent preservation, analysis of bone mineral apatite (Fernandes et al., 2012).

For the moment, while we cannot be certain about the food sources that underlie their dietary differences, we can demonstrate that the two contemporary faith communities ate different diets and begin to identify where those differences lay. Given the association of Christianity with fish consumption, it might be surprising that the Christians do not appear to have consumed more fish than the *mudéjares*, but perhaps this illustrates how differences in faith and culture can be subsumed by discrepancies in the regional availability of resources.

Our study illustrates well the challenge of teasing out medieval identities from archaeological data (Díaz-Andreu et al., 2005; Hinton, 2009). Dietary signals in isotopes intermesh food habits which may result from religious persuasion, gender, regional and community traditions, the availability of produce, kinship, economic grouping, and social ambition (Müldner, 2009); choosing between these and understanding how and why social groups selected some foodstuffs above others requires robust historical and theoretical underpinning, for example to understand the role of food in the social construction of memory (e.g., Jones, 1997; papers in Counihan and van Esterik, 1997; Sutton, 2001; Mintz and Du Bois, 2002). In that sense, this project is only a beginning. As yet we know little about how medieval diet differed between Spanish regions, the effects of social and economic change on eating patterns, the impact of racial laws and prohibitions, gender dynamics, food allocation, taboos, food symbolism, culinary memory, and much else besides. For 16th century Spain we should consider how many *mudéjares* there were in the region, the nature of the community and their contacts with Christians; not all populations were as embedded as the rural Valencian case study discussed here. There is a long chronology to reflect upon too; Valencia fell to the Reconquest in 1238 but Granada only in 1492, so *mudéjares* of the 16th century across the peninsula had very different experiences

of Christian colonisation and conversion which would be interesting to compare. The “slow shipwreck” of Islam on the Iberian Peninsula (Braudel 1976, 781) is potentially one with an intriguing archaeological signature but there is still a considerable way to go before the full contribution of stable isotope techniques is fully realised.

ACKNOWLEDGMENTS

The authors thank Josefa Pascual (SIAM, Valencia), Joan Cardona, and the Archaeological Museum in Gandía, Isabel Collado, Francisco Puchalt and Cristina Vidal (Valencia University) and Antonio Hernández Pardos (Acrótera, Albarracín) who granted permission to study the collections. Thanks are also due to Olaf Nehlich and Mike Richards (MPI-EVA) for consultation and collagen preparation and analysis; to Wim van Neer (Royal Belgian Institute of Natural Sciences), who identified the fish remains; and Oliver Craig (University of York) is also thanked for his advice.

LITERATURE CITED

- Adamson MW. 2002. The Greco-Roman World. In: Regional cuisines of Medieval Europe. New York: Routledge. p 1–19.
- Adamson MW. 2004. Food in medieval times. Connecticut: Greenwood Press.
- Alonso N. 2005. Agriculture and food from the Roman to the Islamic period in the North-East of the Iberian Peninsula: archaeobotanical studies in the city of Lérida (Catalonia, Spain). *Veg His Archaeobot* 14:341–361.
- Alòs C, Camats A, Monjo M, Solanes E, Alonso N, Martínez J. 2006. El Pla d'Almatà (Balaguer, la Noguera): primers aportacions interdisciplinàries a l'estudi de les sitges i els pous negres de la Zona 5. *Rev d'Arqueologia de Ponent* 16/17:145–168.
- Ambrose SH. 1993. Isotopic analysis of paleodiets: methodological and interpretive considerations. In: Sandford MK, editor. Investigations of ancient human tissue: chemical analysis in anthropology. Langthorne: Gordon and Breach. p 59–130.
- Aparisi F, Alonso J. 2011. L'Origen de al Fira. In: Payà JJ, Coordinator. 700 Anys de Fira de Gandía 1311–2011. Gandía: Ajuntament de Gandía. p 6–16.
- Aparisi F, Martínez I, Royo V. 2009. Valencian economy during the Later Middle ages: the integration of the Valencian country in the European commercial circuits in the 14th and 15th centuries. Utrecht: Draft paper presented at the XVth World Economic History Congress.
- Arié R. 1992. El Reino Nasrí de Granada. Madrid: MAPFRE.
- Antunes MT. 1996. Alimentação de origem animal em regime islâmico: Alcaris longa e casa il de Alcáçova de Mértola. *Arqueol Med* 4:267–276.
- Aubaile-Sallénave F. 1997. Les nourritures de l'accouchée dans le monde arabo-musulman méditerranéen. *Médiévales* 33: 103–124.
- Barrett JH, Orton D, Johnstone C, Harland J, Van Neer W, Ervynck A, Roberts C, Locker A, Amundsen C, Enghoff IB, Hamilton-Dyer S, Heinrich D, Hufthammer AK, Jones AKG, Jonsson L, Makowiecki D, Pope P, O'Connell TC, de Roo T, Richards M. 2011. Interpreting the expansion of sea fishing in medieval Europe using stable isotope analysis of archaeological cod bones. *J Archaeol Sci* 38:1516–1524.
- Benito M. 1987. Estudio preliminar de los hábitos alimenticios de origen animal de los moradores del poblado árabe de las Dunas de Guardamar (Alicante). In: II Congreso de Arqueología Medieval Española. Madrid Asociación Española de Arqueología Medieval. p 434–442.
- Benito M. 2006. Arqueozoología del castillo de Ambra (Pego, Alicante). *MARQ Arqueol Museos* 1:85–118.
- Bocherens H, Drucker D. 2003. Trophic level isotopic enrichment of carbon and nitrogen in bone collagen: case studies

- from recent and ancient terrestrial ecosystems. *Int J Osteoarchaeol* 13:46–53.
- Bogaard A, Heaton THE, Poulton P, Merbach I. 2007. The impact of manuring on nitrogen isotope ratios in cereals: archaeological implications for reconstruction of diet and crop management practices. *J Archaeol Sci* 34:335–343.
- Boone JL, Benco NL. 1999. Islamic settlement in North Africa and the Iberian Peninsula. *Annu Rev Anthropol* 28:51–71.
- Bourbou C, Fuller BT, Garvie-Lok SJ, Richards MP. 2011. Reconstructing the diets of Greek Byzantine populations (6th–15th centuries AD) using carbon and nitrogen stable isotope ratios. *Am J Phys Anthropol* 146:569–581.
- Braudel F. 1972. *The Mediterranean and the Mediterranean World in the Age of Phillip II*, Vol. 2. London: Collins.
- Brown TA, Nelson DE, Vogel JS, Southon JR. 1988. Improved collagen extraction by modified Longin method. *Radiocarbon* 30:171–177.
- Butzer KW, Butzer EK, Mateu JF. 1986. Medieval Muslim communities of the Sierra de Espadan, Kingdom of Valencia. *Viator Med Renaissance Stud* 17:339–420.
- Bynum CW. 1987. *Holy fast and holy feast: the religious significance of food to Medieval women*. Berkeley: University of California Press.
- Choy K, Smith CI, Fuller BT, Richards MP. 2010. Investigation of amino acid $\delta^{13}\text{C}$ signatures in bone collagen to reconstruct human palaeodiets using liquid chromatography–isotope ratio mass spectrometry. *Geochim Cosmochim Acta* 74:6093–6111.
- Ciaffi R, Lelli R, Müldner G, Stantcheva K, Fischetti AL, Ghini G, Craig OE, Milano F, Rickards O, Arcudi G, Martínez-Labarga C. 2013. Palaeobiology of the Medieval population of Albano (Rome, Italy): a combined morphological and biomolecular approach. *Int J Osteoarchaeol*. DOI: 10.1002/oa.2316.
- Commisso RG, Nelson DE. 2010. Stable nitrogen isotopic examination of Norse sites in the Western settlement of Greenland. *J Archaeol Sci* 37:1233–1240.
- Constable OR. 1994. *Trade and traders in Muslim Spain*. Cambridge: Cambridge University Press.
- Coplen TB. 1994. Reporting of stable hydrogen, carbon and oxygen isotope abundances. *Pure Appl Chem* 66:273–276.
- Corr LT, Sealy JC, Horton MC, Evershed RP. 2005. A novel marine indicator utilizing compound-specific bone collagen amino acid $\delta^{13}\text{C}$ values of ancient humans. *J Archaeol Sci* 32:321–330.
- Cortonesi A. 1999. Self sufficiency and the market: rural and urban diet in the Middle Ages. In: Flandrin JL, editor. *Food: a culinary history*. New York: Columbia University Press. p 268–274.
- Counihan C, Van Esterik P. 1997. *Food and gender: culture: a reader*. London: Routledge.
- Craig OE, Bondioli L, Fattore L, Higham T, Hedges R. 2013. Evaluating marine diets through radiocarbon dating and stable isotope analysis of victims of the AD79 eruption of Vesuvius. *Am J Phys Anthropol* 152:345–352.
- Crosby AW. 2003. *The Columbian exchange: biological and cultural consequences of 1492*. Westport: Praeger Publishers.
- Cubero C, Ollich I, Rocafiguera M, Ocaña M. 2008. From the granary to the field: archaeobotany and experimental archaeology at l'Esquerda (Catalonia, Spain). *Veg Hist Archaeobot* 17:85–92.
- de Castro T. 1993. *La alimentación en las crónicas castellanas bajomedievales*. Biblioteca *Chronica Nova* de estudios históricos, Universidad de Granada.
- Davis SJM. 2006. Faunal remains from Alcáçova de Santarém, Portugal. *Trabalhos De Arqueologia*: 43. Lisbon: Instituto Português de Arqueologia.
- DeNiro MJ. 1985. Postmortem preservation and alteration of in vivo bone collagen isotope ratios in relation to palaeodietary reconstruction. *Nature* 317:806–809.
- Díaz A. 1983. *La alimentación en el Reino Nazarí a la luz de un tratado sobre alimentos de la época*. Actas de la Jornadas de Cultura Árabe e Islámica. Madrid: Instituto Hispano-Árabe de Cultura. p 177–184.
- Díaz-Andreu M, Lucy S, Babić S, Edwards DN, editors. 2005. *The archaeology of identity. Approaches to gender, age, status, ethnicity and religion*. London: Routledge.
- Ehlers B. 2006. *Between Christians and Moriscos: Juan de Ribera and religious reform in Valencia, 1568–1614*. Baltimore: The John Hopkins University Press.
- Fernandes R, Nadeau M-J, Grootes PM. 2012. Macronutrient-based model for dietary carbon routing in bone collagen and bioapatite. *Archaeol Anthropol Sci* 4:291–301.
- Ferreira ME. 1988. *Galicia en el comercio marítimo medieval*. Santiago de Compostela: Colección de Documentos Históricas.
- Fraser RA, Bogaard A, Heaton T, Charles M, Jones G, Christensen BT, Halstead P, Merbach I, Poulton PR, Sparkes D, Styring AK. 2011. Manuring and stable nitrogen isotope ratios in cereals and pulses: towards a new archaeobotanical approach to the inference of land use and dietary practices. *J Archaeol Sci* 38:2790–2804.
- Fuller BT, De Cupere B, Marinova E, Van Neer W, Waelkens M, Richards MP. 2012. Isotopic reconstruction of human diet and animal husbandry practices during the Classical-Hellenistic, Imperial, and Byzantine periods at Sagalassos, Turkey. *Am J Phys Anthropol* 149:157–171.
- Fuller BT, Márquez-Grant N, Richards MP. 2010. Investigation of diachronic dietary patterns on the islands of Ibiza and Formentera, Spain: evidence from carbon and nitrogen stable isotope ratio analysis. *Am J Phys Anthropol* 143:512–522.
- Gallart L, Roberto IE, Maupoei PF. 2005. *La salazón de pescado: una tradición en la dieta mediterránea*. Valencia: Universidad Politécnica de Valencia.
- Galloway JH. 1989. *The sugar cane industry: a historical geography from its origins to 1914*. Cambridge: Cambridge University Press.
- García Cárcel R. 1977. *La ganadería valenciana en el siglo XVI*. *Saitabi* 27:27–102.
- García-Guixé E, Subirà M, Marlasca R. 2010. $\delta^{13}\text{C}$ and $\delta^{15}\text{N}$ in ancient and recent fish bones from the Mediterranean Sea. *J Nordic Archaeol Sci* 17:83–92.
- García Marsilla JV. 1993. *La jerarquía de la mesa*. Valencia: Centre d'Estudis d'Història Local.
- García Sánchez E. 1983. *La alimentación en la Andalucía Islámica. Estudio histórico y bromatológico I. Cereales y leguminosas*. *Andalucía Islámica* 2/3:139–176.
- García Sánchez E. 1995. *La gastronomía andalusí. El zoco: vida económica y artes tradicionales en el al-Andalus y Marruecos*. Barcelona: Lunewerg Editores. p 49–57.
- García Sánchez E. 1996. *La alimentación popular urbana en al-Andalus*. *Arqueol Med* 4:219–235.
- García Sánchez E. 2002. *Dietic aspects of food in al-Andalus*. In: Waines D, editor. *Patterns of everyday life: the formation of the Classical Islamic world*, Vol. 10. Aldershot: Ashgate. p 275–288.
- García Sánchez E. 2006. *Comidas de mujeres en la sociedad andalusí*. In: Calero MI, editor. *Mujeres y sociedad islámica: una visión plural*. Málaga: Servicio de Publicaciones. p 201–222.
- Glick TF. 1982. *Agriculture and nutrition: the Mediterranean region*. In: Strauyer R, editor. *Dictionary of the middle ages*. New York: Charles Scribner's Sons for the American Council of Learned Societies. p 79–88.
- Glick TF. 1992. *Convivencia: an introductory note*. In: Mann V, Glick TF, Dodds J, editors. *Convivencia: Jews, Muslims and Christians in Medieval Spain*. New York: George Brazilliet in Association with the Jewish Museum. p 1–9.
- Gómez AL. 1974. *La introducción del maíz en Valencia y la sustitución de otros cereales*. *Estudios Geográficos* 35:147–156.
- Grumett D, Muers R. 2010. *Theology on the menu: asceticism, meat and Christian diet*. London: Routledge.
- Guiral J. 1989. *Valencia, puerto Mediterráneo en el siglo XV (1410–1525)*. Valencia: Edicions Alfons el Magnànim.
- Hedges REM. 2004. *Isotopes and red herrings: comments on Milner et al*. *Antiquity* 78:34–37.
- Hedges REM, Clement JG, Thomas CDL, O'Connell TC. 2007. *Collagen turnover in the adult femoral mid-shaft: modelled from anthropogenic radiocarbon tracer measurements*. *Am J Phys Anthropol* 133:808–816.

- Hedges REM, Reynard LM. 2007. Nitrogen isotopes and the trophic level of humans in archaeology. *J Archaeol Sci* 34: 1240–1251.
- Hedges REM, Thompson JMA, Hull BD. 2005. Stable isotope variation in wool as a means to establish Turkish carpet provenance. *Rapid Commun Mass Spectrom* 19:3187–3191.
- Hernández Bermejo JE, García Sánchez E. 1998. Economic botany and ethnobotany in al-Andalus (Iberian Peninsula: tenth-fifteenth centuries), and unknown Heritage of Mankind. *Econ Bot* 52:15–26.
- Hinojosa J. 2002. Los mudéjares. La voz del Islam en la España Cristiana, Vol. 2. Teruel: Centro de Estudios Mudéjares.
- Hinton DA. 2009. Medieval Identity Issues. In: Gilchrist R, Reynolds A, editors. *Reflections: 50 years of Medieval archaeology, 1957–2007*. Society for Medieval Archaeology Monograph 30. Leeds: Society for Medieval Archaeology & Maney Publishing, p 451–463.
- Ibn al-Awwam. 1802 (translation). *Kitab al-filha, Libro de agricultura*, Vol. 2. Madrid: Ministerio de Agricultura, Pesca y Alimentación.
- Insoll T. 1999. *The archaeology of Islam*. Malden: Wiley Blackwell.
- Jennings S, Reñones O, Morales-Nin B, Polunin NVC, Moranta J, Coll J. 1997. Spatial variation in the ^{15}N and ^{13}C stable isotope composition of plants, invertebrates and fishes on Mediterranean reefs: implications for the study of trophic pathways. *Mar Ecol Prog Ser* 146:109–116.
- Jones S. 1997. *The archaeology of ethnicity. Constructing identities in the past and the present*. London: Routledge.
- Katzenberg MA. 2000. Stable isotope analysis: a tool for studying past diet, demography and history. In: Katzenberg MA, Saunders SR, editors. *Biological anthropology of the human skeleton*. New York: Wiley-Liss. p 305–328.
- Latham JE, Gardella P. 2005. Food. In: Jones L, editor. *Encyclopaedia of religion*, 2nd ed. USA: Macmillan Reference Detroit. p 3167–3175.
- Lentacker A, Ervynck A. 1999. The archaeofauna of the late medieval, Islamic harbour town of Saltés (Huelva, Spain). *Archaeofauna* 8:141–157.
- Longin R. 1971. New method of collagen extraction for radiocarbon dating. *Nature* 230:241–242.
- MacClancy J. 1992. *Consuming culture*. London: Chapman Publishers.
- Mann V, Glick TF, Dodds J, editors. 1992. *Convivencia: Jews, Muslims and Christians in Medieval Spain*. New York: George Brazilliet in association with the Jewish Museum.
- Marín M. 1997. Cuisine d'Orient, cuisine d'Occident. *Médiévaux* 33:9–21.
- Martínez M. 1996. Comer en Murcia (s.XV): imagen y realidad del regimen alimentario. *Miscelánea Medieval Murciana XIX/XX*:189–220.
- Mena A. 1987. The utilisation of sugarcane by-products as substitutes for cereal in animal feed. In: Sansoucy R, Preston TR, Leng RA, editors. *Proceedings of the FAO Expert Consultation on the substitution of imported concentrate feeds in animal production systems in developing countries: FAO Animal Production and Health Paper 63*. Rome: Food and Agriculture Organisation of the United Nations.
- Meyerson MD. 1990. *The Muslims of Valencia in the age of Fernando and Isabel: between coexistence and crusade*. Berkeley: University of California Press.
- Mintz SW, Du Bois CM. 2002. The anthropology of food and eating. *Annu Rev Anthropol* 31:99–119.
- Montalvo JH. 1992. Aproximación a la ganadería alicantina en la Edad Media. *Anales Universidad Alicante Historia Med* 9: 161–178.
- Montanari M. 1999. Food systems and models of civilisation. In: Flandrin J-L, Montanari M, editors. *Food: a culinary history from antiquity to the present*. New York: Columbia University Press. p 69–78.
- Morales A, Moreno R, Cereijo MA. 1988. Calatrava la Vieja: primer informe sobre la fauna de vertebrados recuperada en el yacimiento Almojad. Primera parte: mamíferos. *Boletín Arqueol Med* 2:7–48.
- Müldner G. 2009. Investigating medieval diet and society by stable isotope analysis of human bone. In: Gilchrist R, Reynolds A, editors. *Reflections: 50 years of Medieval archaeology, 1957–2007*. Society for Medieval Archaeology Monograph 30. Leeds: Society for Medieval Archaeology & Maney Publishing, p 327–346.
- Nehlich O, Fuller BT, Márquez-Grant N, Richards MP. 2012. Investigation of diachronic dietary patterns on the islands of Ibiza and Formentera, Spain: evidence from sulfur stable isotope ratio analysis. *Am J Phys Anthropol* 149:115–124.
- O'Connell TC, Hedges REM. 1999. Isotopic composition of hair and bone: archaeological analyses. *J Archaeol Sci* 26:661–665.
- O'Connell TC, Kneale CJ, Tasevska N, Kuhnle GGC. 2012. The diet-body offset in human nitrogen isotopic values: a controlled dietary study. *Am J Phys Anthropol* 149:426–434.
- O'Leary MH. 1981. Carbon isotope fractionation in plants. *Phytochemistry* 20:553–567.
- Parker Pearson M. 2003. Food, identity and culture: an introduction and overview. In: Parker Pearson M, editor. *Food, culture and identity in the neolithic and early Bronze age*. British Archaeological Reports International Series 1117. Oxford: Arheopress. p 1–30.
- Reitsema LJ, Vercellotti G. 2012. Stable isotope evidence for sex- and status-based variations in diet and life history at medieval Trino Vercellese, Italy. *Am J Phys Anthropol* 148: 589–600.
- Richards MP, Hedges REM. 1999. Stable isotope evidence for similarities in the types of marine foods used by late Mesolithic humans at sites along the Atlantic coast of Europe. *J Archaeol Sci* 26:717–722.
- Rodrigo ML. 2009. Fresco, frescal, salado, seco, remojado: abasto y mercado de pescado en Aragón (siglos XII-XV). In: Arizaga B, Solárzano JA, editors. *Alimentar la ciudad en la Edad Media*. Logroño: Instituto de Estudios Riojanos. p 547–577.
- Rubio A. 1995. El consumo de pan en la Valencia bajomedieval. *Col.loqui d'història de l'alimentació a la Corona d'Aragó* 1: 153–184.
- Ruiz TF. 2001. *Spanish society 1400–1600*. Harlow: Longman.
- Salamon M, Coppa A, McCormick M, Rubini M, Vergiu R, Tuross N. 2008. The consilience of historical and isotopic approaches in reconstructing the medieval Mediterranean diet. *J Archaeol Sci* 35:1667–1672.
- Sarasa E. 1995. Los sistemas alimentarios en el reino de Aragón (siglos XII-XV). *Col.loqui d'història de l'alimentació a la Corona d'Aragó*. Actes 1:185–204.
- Sauer JD. 1976. Changing perception and exploitation of New World plants in Europe. In: Chiappelli F, editor. *First images of America: the impact of the New World on the Old*. Berkeley: University of California Press. p 813–832.
- Schoeninger MJ, DeNiro MJ. 1984. Nitrogen and carbon isotopic composition of bone collagen from marine and terrestrial animals. *Geochim Cosmochim Acta* 48:625–639.
- Schoeninger MJ, DeNiro MJ, Tauber H. 1983. Stable nitrogen isotope ratios of bone collagen reflect marine and terrestrial components of prehistoric human diet. *Science* 220:1381–1383.
- Schwarz HP, Schoeninger MJ. 2011. Stable isotopes of carbon and nitrogen as tracers for palaeo-diet reconstruction. In: Baskaran M, editor. *Handbook of environmental isotope geochemistry*. Berlin: Springer-Verlag. p 725–742.
- Sealy J. 1997. Stable carbon and nitrogen isotope ratios and coastal diets in the Later Stone Age of South Africa: a comparison and critical analysis of two data sets. *Ancient Biomol* 1:131–147.
- Sealy J. 2001. Body tissue chemistry and palaeodiet. In: Brothwell DR, Pollard AM, editors. *Handbook of archaeological sciences*. Chichester: Wiley. p 269–279.
- Sesma A. 1977. Aproximación al estudio del régimen alimentario del reino de Aragón en los siglos XI y XII. In: Ubieto A, editor. *Homenaje a Miguel Lacarra en su jubilación del profesorado II*. Zaragoza: Anubar. p 55–78.
- Sesma JA. 2008. Adaptación socio-espacial de las comunidades mudéjares. In: Sesma JA, Laliene, C, editors, *La pervivencia*

- del concepto. Nuevas reflexiones sobre la ordenación social del espacio en la Edad Media. Zaragoza: Universidad de Zaragoza. p 409–421.
- Smith BN, Epstein S. 1971. Two categories of $^{13}\text{C}/^{12}\text{C}$ ratios for higher plants. *Plant Physiol* 47:380–484.
- Soifer M. 2009. Beyond convivencia: critical reflections on the historiography of interfaith relations in Christian Spain. *J Mediev Iber Stud* 1:19–35.
- Super JC. 2002. Food and history. *J Soc Hist* 36:165–178.
- Sutton D. 2001. Remembrance of repasts: an anthropology of food and memory. Oxford: Berg.
- Tomás MS. 2009. El uso terapéutico de la alimentación en la Baja Edad Media. In: Arízaga B, Solórzano JA, editors. *Alimentar la ciudad en la Edad Media*. Logroño: Instituto de Estudios Riojanos. p 459–490.
- van der Veen M. 2003. When is food a luxury? *World Archaeol* 34:405–427.
- van Klinken GJ. 1999. Bone collagen quality indicators for palaeodietary and radiocarbon measurements. *J Archaeol Sci* 26:687–695.
- Vidal C. 2006. *Gandía desde la Seu. Una mirada al pasado*. Gandía: Alfons el Vell de Gandía.
- Vika E, Theodoropoulou T. 2012. Re-investigating fish consumption in Greek antiquity: results from $\delta^{13}\text{C}$ and $\delta^{15}\text{N}$ analysis from fish bone collagen. *J Archaeol Sci* 39:1618–1627.
- Vincent B, Ortiz AD. 1978. *Historia de los moriscos: vida y tragedia de una minoría*. Madrid: Revista de Occidente.
- Vincent B. 1992. Prologue. In: La Parra López S, Los Borja y los Moriscos. Valencia: Generalitat Valenciana. p 1–3.
- Waines D. 1992. The culinary culture of Al-Andalus. In: Jayyusi SK, editor. *The legacy of Muslim Spain*. Leiden: EJ Brill. p 725–740.
- Yadar RL, Solomon S. 2006. Potential for developing sugarcane by-product based industries in India. *Sugar Technol* 8:104–111.
- Zaouali L. 2007. *Medieval cuisine of the Islamic world*. Berkeley: University of California Press.