



Deposited via The University of Sheffield.

White Rose Research Online URL for this paper:

<https://eprints.whiterose.ac.uk/id/eprint/217754/>

Version: Published Version

Article:

Aad, G., Aakvaag, E., Abbott, B. et al. (2024) Measurements of the production cross-section for a Z boson in association with b- or c-jets in proton–proton collisions at $\sqrt{s} = 13$ TeV with the ATLAS detector. The European Physical Journal C, 84. 984.

<https://doi.org/10.1140/epjc/s10052-024-13159-w>

Reuse

This article is distributed under the terms of the Creative Commons Attribution (CC BY) licence. This licence allows you to distribute, remix, tweak, and build upon the work, even commercially, as long as you credit the authors for the original work. More information and the full terms of the licence here:

<https://creativecommons.org/licenses/>

Takedown

If you consider content in White Rose Research Online to be in breach of UK law, please notify us by emailing eprints@whiterose.ac.uk including the URL of the record and the reason for the withdrawal request.



Measurements of the production cross-section for a Z boson in association with b - or c -jets in proton–proton collisions at $\sqrt{s} = 13$ TeV with the ATLAS detector

ATLAS Collaboration*

CERN, 1211 Geneva 23, Switzerland

Received: 25 March 2024 / Accepted: 25 July 2024
© CERN for the benefit of the ATLAS Collaboration 2024

Abstract This paper presents a measurement of the production cross-section of a Z boson in association with b - or c -jets, in proton–proton collisions at $\sqrt{s} = 13$ TeV with the ATLAS experiment at the Large Hadron Collider using data corresponding to an integrated luminosity of 140 fb^{-1} . Inclusive and differential cross-sections are measured for events containing a Z boson decaying into electrons or muons and produced in association with at least one b -jet, at least one c -jet, or at least two b -jets with transverse momentum $p_T > 20$ GeV and rapidity $|\eta| < 2.5$. Predictions from several Monte Carlo generators based on next-to-leading-order matrix elements interfaced with a parton-shower simulation, with different choices of flavour schemes for initial-state partons, are compared with the measured cross-sections. The results are also compared with novel predictions, based on infrared and collinear safe jet flavour dressing algorithms. Selected $Z + \geq 1$ c -jet observables, optimized for sensitivity to intrinsic-charm, are compared with benchmark models with different intrinsic-charm fractions.

Contents

1	Introduction
2	ATLAS detector
3	Data and simulated event samples
3.1	Data sample description
3.2	Simulated event samples for signal and background processes
3.3	Theoretical predictions
4	Object definitions and event selections
5	Background estimation
5.1	Data-driven estimation of $t\bar{t}$ contribution
5.2	Extraction of Z +jets background
5.3	Estimation of multijet background contribution
6	Kinematic distributions

7	Correction to particle level
8	Uncertainties in the cross-section measurement
8.1	Detector-level systematic uncertainties
8.2	Background systematic uncertainties
8.3	Unfolding systematic uncertainties
9	Results
9.1	Inclusive fiducial cross-sections
9.2	Differential cross-sections for $Z + \geq 1$ b -jet
9.3	Differential cross-sections for $Z + \geq 2$ b -jets
9.4	Differential cross-sections for $Z + \geq 1$ c -jet
10	Conclusion
	References

1 Introduction

The measurement of the production rate of a Z boson in association with jets generated from heavy-flavour quarks, namely c -quarks and b -quarks,¹ leading to $Z + c$ -jets and $Z + b$ -jets final states, in proton–proton (pp) collisions provides an important test of perturbative quantum chromodynamics (pQCD) and of the proton internal structure. Measurements of $Z + c$ -jets and $Z + b$ -jets production provide a benchmark to probe the modelling from Monte Carlo (MC) generators used to estimate the background contribution of these processes to other topologies, such as Higgs boson measurements or searches for new physics which often feature resonant decay into a pair of b -quarks.

State-of-the-art MC predictions for $Z + b$ -jets and $Z + c$ -jet production are available for different flavour and mass schemes and typically based on next-to-leading-order (NLO) matrix elements combined with a parton shower (PS). In the 4-flavour number scheme (4FS), b -quarks can only be generated perturbatively from an explicit gluon splitting ($g \rightarrow b\bar{b}$) in the partonic matrix element, are typically treated as mas-

¹ Throughout the paper it is implicitly assumed that c -quark and b -quark refer to both quark and antiquark.

* e-mail: atlas.publications@cern.ch

sive, and do not contribute to the parton distribution functions (PDFs) of the proton. This method does not resum logarithms of the type $\alpha_s \ln(Q^2/m_b^2)$, where Q is the hard process scale and m_b the quark mass, making it suitable for processes close to the b -quark mass scale. In the 5-flavour number scheme (5FS), the b -quark density is allowed in the initial state via a b -quark PDF, allowing the resummation of the $\alpha_s \ln(Q^2/m_b^2)$ terms to all orders in α_s . This method is suitable for predictions where the scale of the process is much larger than the b -quark mass, by treating the b -quark as massless. The ambiguity among the schemes is an intrinsic property of the calculation and is expected to reduce with the inclusion of higher-order perturbative corrections [1]. While infrared-safe algorithms are routinely used for inclusive jets at the Large Hadron Collider (LHC), a variety of such algorithms has now also been developed for flavoured jets [2–5].

Inclusive and differential cross-sections of $Z + b$ -jets production were measured in proton–anti-proton collisions at the centre-of-mass energy of $\sqrt{s} = 1.96$ TeV by the CDF and D0 experiments [6,7]. Measurements of $Z + b$ -jets processes were performed at the LHC in pp collisions at $\sqrt{s} = 7$ TeV by the ATLAS, CMS and LHCb experiments [8–12], at $\sqrt{s} = 8$ TeV by the CMS experiment [13] and at $\sqrt{s} = 13$ TeV by the ATLAS experiment with a partial dataset in both resolved [14] and boosted [15] regimes, and by the CMS experiment with the full Run 2 dataset [16].

Predictions for $Z + c$ -jets production are derived either in a 3-flavour scheme (3FS) or in a 4/5FS. Similarly to the discussion for $Z + b$ -jets production, the two approaches differ by the presence of resummation of $\alpha_s \ln(Q^2/m_c^2)$ terms. The 4/5FS calculations that resum these logarithms are suitable for calculations where the scale of the process is much larger than the mass of c -quark, treating them as massless. In this context, the hypothesis of a valence-like, or intrinsic, component of charm quarks in a proton was first proposed nearly 40 years ago [17,18]. Although major PDF fitters also provide PDF sets including intrinsic charm (IC) [19,20], its existence and amount is still subject of a long-standing debate, lacking experimental observations. It was shown that the measurement of photon and Z boson production in association with c -jets in the forward rapidity region is sensitive to the effect of IC [21,22]. Inclusive and differential cross-sections of $Z + c$ -jets production were measured in $\sqrt{s} = 13$ TeV pp collisions by CMS with a partial dataset [23]. The LHCb experiment has measured $Z + c$ -jets cross-sections in the forward region [24] demonstrating a sizeable excess over predictions made with no-IC PDF in the region of high Z boson rapidity, which was later interpreted as evidence of the IC in the proton [25].

This paper presents measurements of the inclusive and differential production cross-sections of a Z boson, decaying into electrons or muons, in association with at least one c -jet, at least one b -jet or at least two b -jets using the full pp collision dataset collected by the ATLAS experiment at

Table 1 List of observables used to perform differential cross-section measurements

Final state	Observable	Notation
$Z + \geq 1$ b -jet	p_T of the leading b -jet	$p_{T,b}^0$
	p_T of the Z boson	$p_T(Z)$
	$\Delta \tilde{R} = \sqrt{(\Delta\phi)^2 + (\Delta y)^2}$ between the Z boson and leading b -jet,	$\Delta \tilde{R}_{Zb}$
	where $\Delta\phi$ (Δy) is the azimuthal angle (rapidity) difference	
$Z + \geq 1$ c -jet	p_T of the leading c -jet	$p_{T,c}^0$
	p_T of the Z boson	$p_T(Z)$
	Feynman- x variable $x_F = 2 p_z(c) /\sqrt{s}$ [26]	$x_F(c)$
	Cross-section ratio of $p_T(Z)$ in $ y(Z) < 1.2$ and $ y(Z) > 1.2$	$R(p_T(Z))$
$Z + \geq 2$ b -jets	Invariant mass of the two leading b -jets	m_{bb}
	Azimuthal angle difference between the two leading b -jets	$\Delta\phi_{bb}$

$\sqrt{s} = 13$ TeV and corresponding to 140 fb^{-1} . Measurements of the inclusive $Z + \geq 1$ c -jet, $Z + \geq 1$ b -jet and $Z + \geq 2$ b -jets cross-sections in a fiducial phase space are performed. Differential measurements are performed for observables selected for their sensitivity to pQCD, PDF models and MC generator validation, as detailed in Table 1. In particular: the transverse momentum, p_T , of the Z boson and of the highest- p_T (leading) heavy-flavour jet are able to probe both the pQCD predictions and MC modelling for $Z + \geq 1$ b -jet or $Z + \geq 1$ c -jet production; $\Delta \tilde{R}_{Zb}$ is chosen as it is sensitive to the presence of additional radiation in the event, a substantially different feature of 4FS versus 5FS calculations; the $x_F(c)$ and $R(p_T(Z))$ observables, for $Z + \geq 1$ c -jet events, are sensitive to PDF models and focus on IC sensitivity; finally, m_{bb} and $\Delta\phi_{bb}$ are sensitive to various features of MC generators, in particular $g \rightarrow b\bar{b}$ modelling, in the $Z + \geq 2$ b -jets final state, relevant for Higgs boson measurements or searches for new physics.

In comparison with the previous ATLAS measurement [14], more extreme regions of the phase space are explored. The higher integrated luminosity contributes to increase the number of selected events for rare final states with c -jets or two b -jets. Advances in jet reconstruction and b -tagging and the new data-driven methodologies developed for the estimate of main backgrounds allow a reduction of the leading experimental and modelling uncertainties, and thus increase the sensitivity to the signal processes. In addition, the measurement of $R(p_T(Z))$, i.e. the $p_T(Z)$ differen-

tial cross-section ratio of forward over central $Z + \geq 1$ c -jet events,² allows further cancellation of systematic uncertainties enhancing sensitivity to IC effects. Finally, recent advances in the theory sector permit a comparison of data with MC predictions using next-to-leading-order matrix elements, expected to provide a better description of the processes.

The strategy of the measurement is the following. Events with a Z boson candidate decaying into an electron or muon pair produced in association with at least one or at least two jets identified as containing a b - or a c -hadron (flavour-tagged) are selected based on variables measured at detector level. Top quark pair and multijet backgrounds are estimated via data-driven techniques, while the remaining non- Z +jets backgrounds (mainly dibosons) are estimated via MC simulations. Selected events containing processes with a genuine Z boson are categorized as $Z + b$ -jets, $Z + c$ -jets and $Z +$ light jets through a likelihood fit on a flavour-sensitive observable (“flavour fit”). The fit is done separately for events with ≥ 1 flavour-tagged jet and with ≥ 2 flavour-tagged jets. Fits are performed in each bin of each observable, using the data to constrain the shape of that observable and the normalisation. Separate electron and muon channel distributions are fitted simultaneously. The non-signal Z +jets components, normalised in the flavour fit, are then subtracted from the data together with the other electroweak (EWK) and top backgrounds. After background subtraction, data are unfolded to particle level using an iterative approach, in a fiducial phase-space close to the detector-level selection. Unfolding inputs are obtained by summing electron and muon-channel distributions. The detector-level systematic uncertainties are propagated by performing the flavour fits and unfolding separately for each systematic variation in a correlated way. Unfolded distributions of $Z + \geq 1$ or ≥ 2 b -jets and $Z + \geq 1$ c -jet are compared with available signal predictions from state-of-the-art generators and from NNLO fixed-order predictions. $Z + \geq 1$ c -jet measurements are finally compared with several PDF sets with different contributions from IC.

This paper is organized as follows. The ATLAS detector is described in Sect. 2, and details of the data sample and the MC simulations are provided in Sect. 3. The object definitions and the event selection at detector level are presented in Sect. 4. Backgrounds that do not contain a real Z boson are estimated via MC simulations or via data-driven techniques, while backgrounds containing a real Z boson and jets are estimated with a fit to data distributions sensitive to the flavour of the jet; both are described in Sect. 5. Distributions of the kinematic variables are presented in Sect. 6. After background subtraction, the data are unfolded to par-

ticle level in a fiducial phase space, as detailed in Sect. 7. Systematic uncertainties in the unfolded data are discussed in Sect. 8. The results are presented in Sect. 9, and conclusions are drawn in Sect. 10.

2 ATLAS detector

The ATLAS detector [27] at the LHC covers nearly the entire solid angle around the collision point.³ It consists of an inner tracking detector surrounded by a thin superconducting solenoid, electromagnetic and hadronic calorimeters, and a muon spectrometer incorporating three large superconducting air-core toroidal magnets.

The inner-detector system (ID) is immersed in a 2 T axial magnetic field and provides charged-particle tracking in the range $|\eta| < 2.5$. The high-granularity silicon pixel detector covers the vertex region and typically provides four measurements per track, the first hit generally being in the insertable B-layer (IBL) installed before Run 2 [28,29]. It is followed by the Semiconductor Tracker (SCT), which usually provides eight measurements per track. These silicon detectors are complemented by the transition radiation tracker (TRT), which enables radially extended track reconstruction up to $|\eta| = 2.0$. The TRT also provides electron identification information based on the fraction of hits (typically 30 in total) above a higher energy-deposit threshold corresponding to transition radiation.

The calorimeter system covers the pseudorapidity range $|\eta| < 4.9$. Within the region $|\eta| < 3.2$, electromagnetic calorimetry is provided by barrel and endcap high-granularity lead/liquid-argon (LAr) calorimeters, with an additional thin LAr presampler covering $|\eta| < 1.8$ to correct for energy loss in material upstream of the calorimeters. Hadronic calorimetry is provided by the steel/scintillator-tile calorimeter, segmented into three barrel structures within $|\eta| < 1.7$, and two copper/LAr hadronic endcap calorimeters. The solid angle coverage is completed with forward copper/LAr and tungsten/LAr calorimeter modules optimised for electromagnetic and hadronic energy measurements respectively.

The muon spectrometer (MS) comprises separate trigger and high-precision tracking chambers measuring the deflection of muons in a magnetic field generated by the superconducting air-core toroidal magnets. The field integral of

² The separation of the central and forward $Z + \geq 1$ c -jet event categories for $|\gamma(Z)| = 1.2$ is optimized on the basis of sensitivity to IC models and statistical precision of the expected measurement.

³ ATLAS uses a right-handed coordinate system with its origin at the nominal interaction point (IP) in the centre of the detector and the z -axis along the beam pipe. The x -axis points from the IP to the centre of the LHC ring, and the y -axis points upwards. Polar coordinates (r, ϕ) are used in the transverse plane, ϕ being the azimuthal angle around the z -axis. The pseudorapidity is defined in terms of the polar angle θ as $\eta = -\ln \tan(\theta/2)$. Angular distance is measured in units of $\Delta R \equiv \sqrt{(\Delta\eta)^2 + (\Delta\phi)^2}$.

the toroids ranges between 2.0 and 6.0T m across most of the detector. Three layers of precision chambers, each consisting of layers of monitored drift tubes, cover the region $|\eta| < 2.7$, complemented by cathode-strip chambers in the forward region, where the background is highest. The muon trigger system covers the range $|\eta| < 2.4$ with resistive-plate chambers in the barrel, and thin-gap chambers in the endcap regions.

The luminosity is measured mainly by the LUCID-2 [30] detector that records Cherenkov light produced in the quartz windows of photomultipliers located close to the beampipe.

Events are selected by the first-level trigger system implemented in custom hardware, followed by selections made by algorithms implemented in software in the high-level trigger [31]. The first-level trigger accepts events from the 40MHz bunch crossings at a rate below 100kHz, which the high-level trigger further reduces in order to record complete events to disk at about 1kHz.

A software suite [32] is used in data simulation, in the reconstruction and analysis of real and simulated data, in detector operations, and in the trigger and data acquisition systems of the experiment.

3 Data and simulated event samples

3.1 Data sample description

The data used in this measurement were collected with the ATLAS detector at the LHC between 2015 and 2018 in pp collisions at $\sqrt{s} = 13$ TeV (LHC Run 2). Crossings of proton bunches occurred every 25 ns, the collisions achieved a peak instantaneous luminosity of $2.1 \times 10^{34} \text{ cm}^{-2} \text{ s}^{-1}$, and the mean number of pp interactions per bunch crossing (pile-up) was $\langle \mu \rangle = 34$.

The recorded data correspond to a total integrated luminosity of 140 fb^{-1} with an uncertainty of 0.83% [33], obtained using the LUCID-2 detector [30] for the primary luminosity measurements, complemented by measurements using the inner detector and calorimeters. Data quality requirements are applied to ensure that all detector components were in good operating conditions.

The candidate events are selected by either a single-electron or single-muon trigger with minimum transverse momentum threshold, quality and isolation requirements [34–36]. The p_T threshold in 2015 is 24 (20) GeV for the electrons (muons), satisfying loose isolation requirements. Due to the higher instantaneous luminosity in 2016–2018, the p_T threshold is increased to 26 GeV for both the electrons and the muons, and more restrictive isolation requirements are imposed on both leptons along with more restrictive identification requirements for electrons. Triggers with higher p_T thresholds but with no isolation requirement or with loos-

ened identification criteria were also used to increase the efficiency.

3.2 Simulated event samples for signal and background processes

MC simulations are used to describe signal events, to estimate the contribution of background processes, to unfold the data yield to the particle level, to estimate systematic uncertainties and in comparison with the unfolded data distributions. Generated events are processed using a full detector simulation [37] based on GEANT4 [38], for the detector response to final-state particles, and then reconstructed using the same algorithms as the data. To account for pile-up, multiple overlaid inelastic pp collisions are simulated with PYTHIA 8.186 [39] using the A3 tune [40] and the NNPDF 2.3 LO PDF set [41]. The distribution of the average number of interactions per bunch crossing in the simulations is weighted to reflect the one in data.

An overview of all signal and background processes and the generators used for the production of nominal results is given in Table 2.

Inclusive Z boson production in association with both light- and heavy-flavour jets is simulated using the MADGRAPH5_AMC@NLO v2.6.5 [42] generator, combined with PYTHIA v8.245 [43] parton shower using the FxFx [44] merging procedure (MGAMC+PY8 FxFx). This program generates matrix elements for Z boson production, with up to three additional partons in the final state at NLO accuracy in the strong coupling constant [45]. The showering and subsequent hadronisation is performed using PYTHIA v8.245 with the A14 tune [46], using the NNPDF 2.3 LO PDF set with $\alpha_s = 0.130$. The different jet multiplicities are merged using the FxFx NLO matrix element and parton shower merging prescription. The MGAMC+PY8 FxFx calculation uses the 5FS with massless b - and c -quarks at the matrix element level, and massive quarks in the PYTHIA 8 parton shower. At the generation level, the jet momentum is required to be at least 10 GeV. The PDF set used for event generation is NNPDF3.1LUXQED with $\alpha_s = 0.118$ [47]. The merging scale is set to $Q_{\text{cut}} = 20$ GeV. MGAMC+PY8 FxFx Z +jets samples are used for the nominal signal and background determination, unfolding of the data distributions, to estimate the uncertainties and are compared with the final cross-section measurements. $Z(\rightarrow \tau\tau)$ +jets background samples are also modelled by MGAMC+PY8 FxFx.

Additional $Z(\rightarrow \ell\ell)$ + jets ($\ell = e, \mu$) samples are simulated with the ATLAS configuration of SHERPA 2.2.11 [45], which computes NLO-accurate matrix elements for up to two partons and LO-accurate matrix elements for up to five partons with the Comix [48] and OPENLOOPS [49–51] libraries. The default SHERPA parton shower [52] based on a Catani–Seymour dipole factorization and the cluster

Table 2 Summary of signal and background MC samples. The generator programs used in the simulation are listed in the second column. The QCD order in the calculation of the matrix elements (ME) is indicated in the third column, where np denotes the number of real parton

emissions, and FS refers to the flavour scheme used. The precision in QCD calculation for the inclusive production cross-section (σ_{prod}) is provided in the fourth column

Process	Generator	Order of pQCD in ME (FS)	Order σ_{prod} calculation
$Z \rightarrow \ell\ell$	MGAMC+PY8 FxFx	0–3p NLO (5FS)	
$Z \rightarrow \ell\ell$	SHERPA 2.2.11	0–2p NLO, 3–5p LO (5FS)	
$t\bar{t}$	NNLO+NNLL		
single top ($s/t/Wt$ -channel)	POWHEG+PY8	NLO	NLO
$qg/q\bar{q} \rightarrow VV \rightarrow \ell\ell/\ell\nu/\nu\nu + q\bar{q}$	SHERPA 2.2.1	1p NLO, 2–3p LO	NLO
$qq \rightarrow ZH \rightarrow \ell\ell/\nu\nu + b\bar{b}$	POWHEG+PY8	NLO	NNLO (QCD), NLO (EWK)
$gg \rightarrow ZH \rightarrow \ell\ell/\nu\nu + b\bar{b}$	POWHEG+PY8	NLO	NLO+NNL

hadronisation model [53] is used. SHERPA 2.2.11 performs a 5FS calculation with massless b - and c -quarks at the ME level, and massive quarks in the parton shower. The Hessian NNPDF 3.0 NNLO set of PDFs [54] is used, calculated at next-to-next-to-leading order (NNLO) in QCD with $\alpha_s = 0.118$. The samples are produced using a dedicated set of parameters developed by the SHERPA authors. The different jet multiplicities are merged using the MEPS@NLO prescription [55–58], with merging scale Q_{cut} set to 20 GeV. The samples provide an alternative in the modelling of $Z(\rightarrow \ell\ell)$ +jets processes to MGAMC+PY8 FxFx. In particular they are used to determine the uncertainty on the Z +jets background, to evaluate the modelling uncertainty in the unfolding procedure and finally in comparison with the measured data.

The $t\bar{t}$ simulations use the POWHEGBOX v2 [59–62] generator at NLO with the NNPDF3.0NLO [54] PDF set and the h_{damp} parameter⁴ set to $1.5 m_{\text{top}}$ [63]. The events are interfaced to PYTHIA 8.230 [43], using the A14 tune [46] and the NNPDF2.3LO set of PDFs [41]. This sample is normalized to the NNLO cross-section, including the resummation of next-to-next-to-leading logarithmic (NNLL) soft gluon terms, calculated with TOP++2.0 [64–70].

Single top quark production, in association with W bosons (tW) as well as in the s - and t - channels, is also simulated using POWHEGBOX v2 at NLO using the NNPDF3.0NLO PDF set interfaced with PYTHIA 8.230 using the NNPDF 2.3 LO PDF set. To remove overlap with the $t\bar{t}$ sample, the diagram-removal [71] procedure was used.

Semileptonic diboson (VV) final states, where one W or Z boson decays leptonically and the other decays hadronically, were simulated with SHERPA v.2.2.1 [72], with NLO MEs for up to one parton emission and LO MEs for up to three parton emissions calculated using the NNPDF 3.0 NNLO

PDF set. The ME calculations are matched to the SHERPA parton shower using the MEPS@NLO prescription.

Simulated events for $qq \rightarrow ZH(\rightarrow \ell\ell + b\bar{b})$ and $gg \rightarrow ZH(\rightarrow \ell\ell + b\bar{b})$ processes in inclusive production or in association with one jet at NLO are generated with the POWHEG-BOX v2 interfaced with PYTHIA 8.230 generator with the NNPDF 3.0 NNLO PDF set. The samples include all final states where the Higgs boson decays into $b\bar{b}$ and the Z boson in a leptonic final state. The mass of the Higgs boson is set to 125 GeV and the $H \rightarrow b\bar{b}$ branching ratio is set to 58%. The $qq \rightarrow ZH(\rightarrow \ell\ell + b\bar{b})$ cross-section is calculated at NNLO (QCD) and NLO (EWK), while $gg \rightarrow ZH(\rightarrow \ell\ell + b\bar{b})$ cross-section is calculated at NLO+NNL (QCD). Contributions from $t\bar{t}Z$ and tZ processes are found to be negligible and are not included.

3.3 Theoretical predictions

In addition to particle-level predictions from the fully simulated MGAMC+PY8 FxFx and SHERPA 2.2.11 samples described above, the measured unfolded cross-sections are compared with several theoretical predictions, in order to test the sensitivity to different flavour schemes in the matrix element calculation, to the intrinsic-charm component in the proton PDF and to higher orders in QCD calculation.

The generator predictions, all based on MGAMC+PY8, and their respective settings are summarized in Table 3.

To test the 4FS predictions, a sample of $Z + b\bar{b}$ events generated by MADGRAPH5_AMC@NLO v3.5.3 is produced using the 4FS with massive b -quarks at NLO with two partons in the matrix element. It uses the 4-flavour NNPDF 3.1 NLO PDF set (with only perturbative charm contribution) with $\alpha_s = 0.118$; the sample is combined with PYTHIA v8.310 for the parton shower and hadronisation. To provide a 5FS reference for these predictions, another sample is produced with MADGRAPH5_AMC@NLO v2.7.3 in the 5FS, where $Z + b$ -jets and $Z + c$ -jets production is modelled with massless quarks in the matrix element, generated at NLO accuracy

⁴ The h_{damp} parameter is a resummation damping factor and one of the parameters that control the matching of POWHEG matrix elements to the parton shower and thus effectively regulates the high- p_T radiation against which the system recoils.

Table 3 Summary of all MC prediction along with the flavour schemes (FS) and PDFs they use. PDF ID numbers are given according to LHAPDF [79] numbering scheme

Generator/settings	Flav. scheme	PDF	LHAPDF ID
Main MC samples			
MGAMC+PY8 FxFX	5FS	NNPDF3.1 (NNLO) LuxQED	325100
SHERPA 2.2.11	5FS	NNPDF3.0 (NNLO)	303200
Predictions to test various flavour schemes			
MGAMC+PY8	5FS	NNPDF2.3 (NLO)	229800
MGAMC+PY8 Zbb	4FS	NNPDF3.1 (NLO) PCH	321500
MGAMC+PY8 Zcc	3FS	NNPDF3.1 (NLO) PCH	321300
Intrinsic charm (IC) predictions			
MGAMC+PY8 FxFX	5FS	NNPDF4.0 (NNLO) PCH (no IC)	332100
		NNPDF4.0 (NNLO)	331100
		NNPDF4.0 (NNLO) EMC+LHCbZc	– [25]
		CT18 (NNLO) (no IC)	14000
		CT18FC – CT18 BHPS3	14087
		CT18FC – CT18 MCM-E	14093
		CT14 (NNLO) (no IC)	13000
		CT14 (NNLO)IC – BHPS1	13082
		CT14 (NNLO)IC – BHPS2	13083
Fixed-order predictions [3]			
NLO	5FS	PDF4LHC21	93000
NNLO	5FS	PDF4LHC21	93000

with one parton. It uses the NNPDF 2.3 NLO PDF with $\alpha_s = 0.118$. The showering and subsequent hadronisation is performed with PYTHIA v8.243 where b -quarks are treated as massive.

For the 3FS prediction of $Z + c$ -jets production, a $Z + c\bar{c}$ event sample is generated with MADGRAPH5_AMC@NLO v3.5.3 at NLO with two partons, treating c -quarks as massive in the matrix element. It uses the 3-flavour NNPDF 3.1 NLO PDF set (with only perturbative charm contribution) with $\alpha_s = 0.118$. The showering and subsequent hadronisation is done with PYTHIA v8.310 with massive c -quarks.

Finally, a variety of predictions testing several IC models were produced using the PDF reweighting technique according to the prescriptions in Ref. [73]. The standard MGAMC+PY8 FxFX sample is used as a baseline for PDF reweighting. One possibility to include the IC is provided by the NNPDF group and allows a fraction of IC already in the nominal NNPDF3.1LUXQED PDF used in the MGAMC+PY8 FxFX sample. A later analysis still allows it in the nominal NNPDF4.0 PDF sets [74]. Moreover, fits including the LHCb Z +charm measurement [24] and EMC data [75] on top of the baseline NNPDF dataset have been performed [25]. In the latter case, the NNPDF group has claimed a 3σ evidence of presence of the intrinsic charm in the proton. Predictions for the $Z + c$ -jets processes are produced using the nominal NNPDF 4.0 NNLO PDF and the one including the LHCb and EMC data. To produce a no-IC reference to those, another prediction is made using

the NNPDF4.0 NNLO (PCH) PDF that includes only perturbative charm contribution.

Two predictions are produced using the CTEQ-TEA PDF sets including IC contributions under various assumptions [76]. One of them is made using a PDF based on the CT18NNLO fit implementing the BHPS3 model of IC [20,77]. The other one uses a CT18NNLO variant including IC following a meson-baryon model based on the effective-mass (MBME) quark model [78]. As a reference for these, a no-IC prediction is made using the nominal CT18NNLO PDF that includes only perturbative charm contribution.

Lastly, two predictions are made using earlier PDFs from CT14 fits that include a fixed amount of IC. They are based on the CT14NNLO baseline fit and correspond to BHPS1 and BHPS2 models that include IC with an average fraction of proton momentum carried by intrinsic c -quarks of 0.6% and 2.1%, respectively [20]. A no-IC prediction with the nominal CT14NNLO PDF is also provided as no-IC reference.

In addition, fixed-order NLO and NNLO QCD Z +jets predictions with massless quarks are obtained for signal comparisons, following the numerical set-up of [3]. Notably, the flavour of the jets are assigned following an infrared and collinear (IRC) safe algorithm referred to as the flavour-dressing algorithm [2].⁵

⁵ Numerically, the main difference of this definition is that jets containing a $b\bar{b}$ or a $c\bar{c}$ pair are considered flavour-less, a contribution which becomes more relevant in the high $p_T(Z)$ regime.

4 Object definitions and event selections

In this measurement, events are required to have a signature consistent with a Z boson, decaying into two electrons or two muons, in association with at least one or at least two b -jets or at least one c -jet. Events are selected if they are recorded during stable beam conditions and if they satisfy detector and data-quality requirements [80]. Candidate events are required to have a primary vertex (PV), defined as the vertex with the highest sum of track p_T^2 , with at least two associated tracks measured in the ID, each with $p_T > 500$ MeV [81].

Electron candidates are reconstructed from ID tracks coming from the PV, which are matched to clusters of energy deposited in the electromagnetic calorimeters. Electrons must fulfil the following PV conditions: the longitudinal impact parameter (z_0) is required to satisfy $|z_0 \sin(\theta)| < 0.5$ mm, where θ is the angle of the track with respect to the beam-line, and the transverse impact parameter significance (d_0/σ_{d_0}) is required to satisfy $d_0/\sigma_{d_0} < 5$. Electrons must satisfy requirements on the shape of the electromagnetic shower in the calorimeter, track quality and track-cluster matching, using a likelihood-based identification with a ‘Tight’ working-point [82]. Electrons must be isolated, passing the ‘Tight-Var’ working point, built from tracking and calorimeter information, with a energy-dependent variable cone [82]. Electrons are required to have $p_T > 27$ GeV and $|\eta| < 2.47$. Candidates in the transition region between the barrel and end-caps of the electromagnetic calorimeters ($1.37 < |\eta| < 1.52$) are excluded.

Muon candidates are identified by matching ID tracks coming from the PV to either full tracks or track segments reconstructed in the muon spectrometer. The candidates must pass the following PV requirements: the longitudinal impact parameter must satisfy $|z_0 \sin(\theta)| < 0.5$ mm and the transverse impact parameter significance must satisfy $|d_0|/\sigma(d_0) < 3$. Muons are required to fulfil ‘Medium’ identification requirements [83] based on quality criteria applied to the inner-detector and muon-spectrometer tracks. Muons must be isolated, passing the ‘FCTight’ working point, built from tracking and calorimeter information, with a p_T -dependent variable cone [84]. Muon candidates are required to have $p_T > 27$ GeV and $|\eta| < 2.5$.

Hadronic jets are reconstructed using the anti- k_r algorithm [85] implemented in the FASTJET package [86], with radius parameter $R = 0.4$, from particle-flow objects [87]. Jets are calibrated using a simulation-based calibration scheme, followed by in situ corrections to account for differences between simulation and data [88]. To eliminate jets coming from pile-up vertices, jets with $p_T < 60$ GeV and $|\eta| < 2.4$ are required to have a significant fraction of their tracks with origin compatible with the PV, as defined by a jet vertex tagger (JVT) discriminant [89]. Selected jets must have $p_T > 20$ GeV and rapidity $|y| < 2.5$.

Jets containing heavy-flavour hadrons are identified using a cut on the DL1r b -tagging discriminant [90], a deep-learning multivariate algorithm trained using information about tracks and the secondary vertexes within a jet. Jets are selected if they pass the 85% working point, which corresponds to an efficiency of 85% in selecting jets containing a b -hadron, of 30% for jets containing a c -hadron (and no b -hadrons) and of 2.5% for jets containing only light hadrons. Flavour-tagged jets are required to have $p_T > 20$ GeV and pseudorapidity $|\eta| < 2.5$.

Electrons, muons and jets are reconstructed and identified independently. An overlap-removal procedure is then applied to uniquely identify these objects in an event. Preselected jets with a high probability to be initiated by an electron or a radiated photon, such that ΔR between the jet and a lepton is smaller than 0.2, are removed. In a second step, leptons closer than $\Delta R = 0.4$ to any remaining jet are removed.

The missing transverse momentum $\mathbf{p}_T^{\text{miss}}$, with magnitude E_T^{miss} , is defined as the negative vector sum of the transverse momentum of all identified hard physics objects (electrons, muons, jets), as well as an additional track-based soft term accounting for the contribution of unclustered particles, as in Ref. [91].

Events are required to have exactly two leptons of the same flavour (ee or $\mu\mu$) and of opposite charge with dilepton invariant mass in the range of $76 \text{ GeV} < m_{\ell\ell} < 106 \text{ GeV}$. At least one of the lepton candidates is required to match the lepton that triggered the event. To reject the large contribution from $t\bar{t}$ background, events with $p_T^{\ell\ell} < 150$ GeV must have $E_T^{\text{miss}} < 60$ GeV. For events passing these selection criteria two signal regions are defined: those with at least one flavour-tagged jet form the “1-tag” region; and those with at least two flavour-tagged jets form the “2-tag” region.

A summary of the object definitions and the event selections used in the analysis is given in Table 4.

In MC samples, events passing the selection in Table 4 are furthermore categorised according to the flavour of the underlying hadron generating the jet. First, the selected jets are classified as either b -, c - or light jets using cone-based criteria as follows. They are labelled as b -jets if they lie within $\Delta R = 0.3$ of at least one b hadron with $p_T > 5$ GeV. If a b hadron matches two jets, only the closest jet in ΔR is labelled as b -jet. Jets not identified as b -jets are considered to be c -jets if they lie within $\Delta R = 0.3$ of any c hadron with $p_T > 5$ GeV. All other jets are classified as light jets. Then, simulated events are sequentially classified as follows. If they have heavy-flavour jets and the leading one is a b -jet, they are classified as $Z + b$ or $Z + bb$ when there is exactly one or more than one b -jet, respectively. If the leading heavy-flavour jet is a c -jet, they are classified as $Z + c$. Finally, they are classified as $Z + l$ when only light jets are present.

In the 1-tag signal region, $Z + \geq 1$ b -jet and $Z + \geq 1$ c -jet analyses are performed. In the former, the sum of $Z + b$ and

Table 4 Summary of object definitions and event selections defining the signal regions of the analysis at detector level

Object definition		
	Electron channel	Muon channel
	Single electron trigger	Single muon trigger
	Tight	Medium
	Isolated	Isolated
Leptons	$d_0/\sigma_{d_0} < 5, z_0 \sin(\theta) < 0.5 \text{ mm}$	$d_0/\sigma_{d_0} < 3, z_0 \sin(\theta) < 0.5 \text{ mm}$
	$p_T > 27 \text{ GeV}$	$p_T > 27 \text{ GeV}$
	$ \eta < 1.37 \text{ or } 1.52 < \eta < 2.47$	$ \eta < 2.5$
Jets	$p_T > 20 \text{ GeV}$ and $ y < 2.5$ $\Delta R(\text{jet}, \ell) > 0.4$	
Flavour-tagged jets	$p_T > 20 \text{ GeV}$ and $ y < 2.5$ DL1r@85%	
Event selection		
Leptons	Exactly 2, same-flavour, opposite-charge	
$m_{\ell\ell}$	$76 \text{ GeV} < m_{\ell\ell} < 106 \text{ GeV}$	
E_T^{miss}	$E_T^{\text{miss}} < 60 \text{ GeV}$ if $p_T^{\ell\ell} < 150 \text{ GeV}$	
Flavour-tagged jets	≥ 1 or ≥ 2 jets, DL1r@85%	
Signal regions		
1-tag	≥ 1 flavour-tagged jets	
2-tag	≥ 2 flavour-tagged jets	
Rapidity regions		
Central rapidity	Z boson rapidity $ y(Z) < 1.2$	
Forward rapidity	Z boson rapidity $ y(Z) \geq 1.2$	

$Z + bb$ samples is used to define the signal, while the $Z + \text{jets}$ background corresponds to the sum of the $Z + c$ and $Z + l$ samples. In the latter, $Z + c$ is used to define the signal, while the sum of the $Z + b$, $Z + bb$ and $Z + l$ samples is treated as $Z + \text{jets}$ background. In the 2-tag signal region, $Z + \geq 2 b$ -jets analysis is performed, where the signal is given by the $Z + bb$ sample, while the sum of the $Z + b$, $Z + c$, and $Z + l$ samples form the $Z + \text{jets}$ background.

5 Background estimation

The dominant background in both the 1-tag and 2-tag signal regions is composed by events with a Z boson produced in association with jets where jet flavour is different from the one targeted in the measurement, i.e. light jets and either c -jets for $Z + \geq 1 b$ -jet and $Z + \geq 2 b$ -jets measurements or b -jets for $Z + \geq 1 c$ -jet measurement. This is determined using a fit to data, as detailed in Sect. 5.2. Dileptonic $t\bar{t}$ events represent the second largest background, especially

important in 2-tag region. Its contribution is estimated with a data-driven method, as explained in Sect. 5.1. Smaller background contributions from dibosons, ZH , single top quark and $Z \rightarrow \tau\tau$ productions are estimated using simulation, as described in Sect. 3.2. Background contributions from multi-jet events are estimated with a data-driven technique and found to be negligible as described in Sect. 5.3.

5.1 Data-driven estimation of $t\bar{t}$ contribution

A control region enriched with $t\bar{t}$ events is constructed using the same event selection of Table 4, but requiring opposite-flavour $e^\pm\mu^\mp$ final states, instead of same-flavour e^+e^- and $\mu^+\mu^-$ ones, and a wider dilepton mass window $71 \text{ GeV} < m_{\ell\ell} < 111 \text{ GeV}$. This control region contains only percent-level contributions from single-top production events and other processes. Examples of $t\bar{t}$ control region distributions are shown in Fig. 1.

The prediction for the $t\bar{t}$ distributions⁶ in the signal regions is obtained by subtracting all non- $t\bar{t}$ simulated backgrounds from the data in the control region and multiplying by $ee/e\mu$ and $\mu\mu/e\mu$ transfer factors. The transfer factors are derived as the ratio of the simulated $t\bar{t}$ distribution in the signal region to that in the control region for each observable.

All detector systematic uncertainties described in Sect. 8 are propagated to the $t\bar{t}$ estimate by applying corresponding variation to the simulated $t\bar{t}$ sample used for deriving the transfer factors, and to the non- $t\bar{t}$ simulated backgrounds in the control region. The propagation of theoretical uncertainties associated with the simulated $t\bar{t}$ sample was found to have negligible effect. An additional uncertainty is introduced to evaluate possible bias from the extrapolation of $t\bar{t}$ contribution to the signal region. It is evaluated in a validation region defined to be similar to the signal region but requiring $E_T^{\text{miss}} \geq 60 \text{ GeV}$, irrespective of the value of $p_T^{\ell\ell}$, and requiring the dilepton mass to satisfy $71 \text{ GeV} < m_{\ell\ell} < 76 \text{ GeV}$ or $106 \text{ GeV} < m_{\ell\ell} < 111 \text{ GeV}$. The uncertainty is computed as difference between the $t\bar{t}$ estimate by extrapolation from the control region and the result of subtracting simulated non- $t\bar{t}$ contributions in the validation region. This difference reaches 10% for low transverse momenta of Z boson and of leading tagged jet and is mostly consistent with zero elsewhere.

5.2 Extraction of $Z + \text{jets}$ background

The flavour fit consists in a set of maximum-likelihood fits to data used to correct the simulated shape and rate of $Z + \text{jets}$ background components. The individual fits are based on templates of a jet-flavour sensitive distribution built

⁶ This data-driven estimate automatically includes minor processes where $t\bar{t}$ dileptonic events are produced in association with vector bosons.

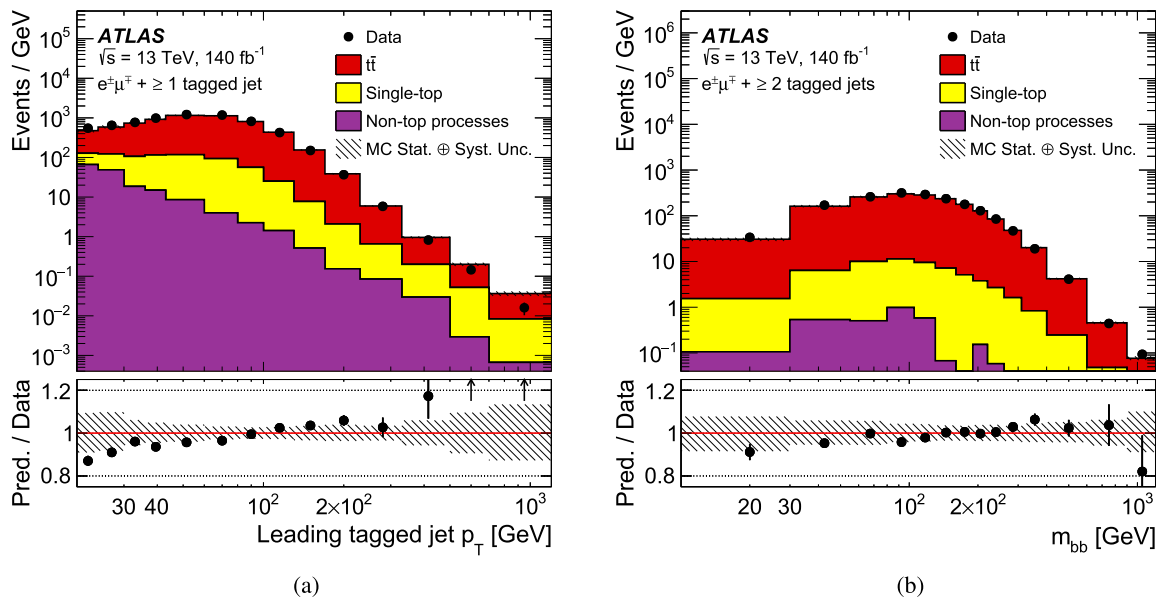


Fig. 1 Distribution of events in the $t\bar{t}$ control region as a function of **a** leading tagged jet p_T for the 1-tag selection, and **b** m_{bb} for the 2-tag selection. The lower panels display the ratio of the predictions of MC simulations for signal plus background to data. The statistical uncer-

tainty of the data is shown as error bars and the total uncertainty of the prediction as a hatched band (MC theory uncertainties are not included)

using events falling in kinematic regions corresponding, in most of the cases, to the bins of the observable used in the cross-section measurement. In statistically limited kinematic regions, events from up to four cross-section bins can be merged to produce the templates. Such merged bin boundaries are always aligned with those of the cross-section bins. Each individual fit is done simultaneously in the electron and muon channels, while fits using each lepton channel independently are checked to yield consistent results.

In the 1-tag region, the DL1r b -tagging discriminant output of the leading flavour-tagged jet is used as the flavour-sensitive distribution. This observable is split in four intervals corresponding to certain ranges of b -tagging efficiencies, namely 85–77% (bin 1 – loosest b -jet selection, lowest purity), 77–70% (bin 2), 70–60% (bin 3), and < 60% (bin 4 – tightest b -jet selection, highest purity). Separate templates are built for simulated $Z + \geq 1$ b -jet, $Z + \geq 1$ c -jet and $Z +$ light jets events. All non- $Z +$ jets backgrounds are combined to build a single template.

In the 2-tag region, the previously described four intervals of the DL1r discriminant outputs of the leading and the sub-leading flavour-tagged jets are combined to give a new ten-bin distribution used for fitting.⁷ Templates are built separately for $Z + \geq 2$ b -jets, $Z + 1$ b -jet, $Z + \geq 1$ c -jet and

$Z +$ light jets events, while all non- $Z +$ jets backgrounds are again combined in a single template.

For all the fits, the normalisation of each $Z +$ jets template is left unconstrained, while non- $Z +$ jets backgrounds are fixed to their MC estimate (and to the data-driven estimate for the $t\bar{t}$ background). For each measured observable, the fits result in a set of scale factors for each $Z +$ jets component, which are the ratios of their post-fit and pre-fit yields in each bin. Figure 2 shows two examples of flavour-sensitive distributions after the fit in 1-tag and 2-tag regions.

In order to perform the background subtraction from data, the initial MC-based templates of the $Z +$ jets background components, i.e. only $Z +$ light jets and $Z + c$ -jets for $Z + \geq 1$ b -jet measurement, same and $Z + 1$ b -jet for $Z + \geq 2$ b -jets measurement, or only $Z +$ light jets and $Z + b$ -jets for $Z + \geq 1$ c -jet measurement, are modified using the scale factors in each bin of the flavour fit. Normalisation scale factors obtained for the signal are not applied to the data. In cases where binning for the flavour fit is coarser than for the cross-section measurements, the same scale factor is applied to all bins belonging to the merged one used for the flavour fit. The effect of detector-level systematic uncertainties due to the object selection efficiencies and calibrations, discussed in Sect. 8, are assessed by repeating the fits with the templates varied according to each of the uncertainties. The fit is also repeated for each of the uncertainties affect-

⁷ The first four bins include events with one jet in the 85–77% efficiency range and the other in one of the four bins as ordered above; bins 5–7 include those with one jet in the 77–70% range and the other in one of the three ranges with efficiency below 77%; bins 8 and 9 correspond to

one jet in the 70–60% range and the other in the same or < 60% range; finally, in bin 10 both jets are in the < 60% efficiency range.

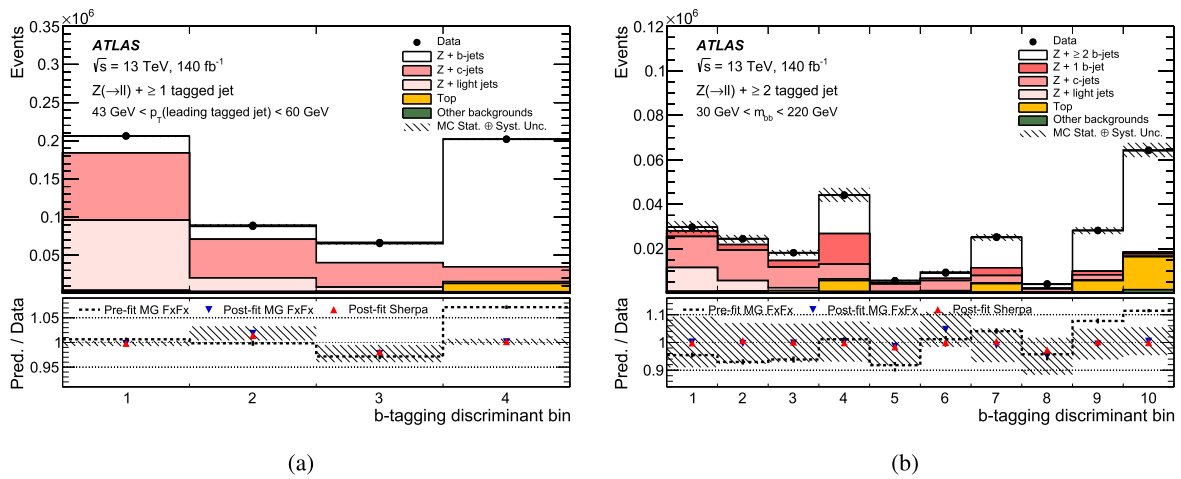


Fig. 2 Flavour-sensitive distributions for **a** the 1-tag region fit in the interval [43, 60] GeV of $p_{T,b}^0$ and **b** the 2-tag region fit in the interval [30, 220] GeV of m_{bb} . The main panel compares data and post-fit distribution. The bottom panels show the ratio of the pre-fit and post-fit

distributions to data when using MGAMC+PY8 FxEx and SHERPA for Z+ jets simulated samples. The total uncertainty of the MGAMC+PY8 FxEx post-fit distribution is shown as a hatched band

ing the $t\bar{t}$ background and theory uncertainties of Z+jets and other simulated processes. An additional systematic uncertainty affecting the Z+jets background shape is derived by taking the difference between the post-fit Z+jets background evaluated using MGAMC+PY8 FxEx and SHERPA simulated samples.

5.3 Estimation of multijet background contribution

Background contributions from multijet events is studied separately in the electron and muon channels using a data-driven technique. Control regions enriched with such events are defined to derive the expected shapes of this background. These control region definitions are similar to those of the signal regions in Table 4 and only lepton selection requirements are different. In the muon channel, the multijet-enriched control region is characterized by removing the muon isolation criteria and requiring both muon candidates to have the same charge. In the electron channel, the identification and impact parameter cuts for electrons are removed, isolation requirement is inverted, and electrons are required to have the same charge.

In both lepton channels, contributions from non-multijet sources in the control regions are estimated from simulation and subtracted from the data, with the remaining distributions used as shape templates. A simultaneous fit of the $m_{\ell\ell}$ distribution to data in the signal and multijet control region is performed within the $40 \text{ GeV} < m_{\ell\ell} < 160 \text{ GeV}$ window, in the 1-tag and 2-tag regions separately. The normalisation of the Z+jets processes and of the multijet background templates is left unconstrained in the fit, while the normalisation of the other processes is fixed.

Systematic uncertainties in the multijet contribution are assessed by excluding the Z boson peak from the fit, performing the fit in the regions without requiring the jets to satisfy flavour tagging selection (with subsequent extrapolation to the signal regions using normalisation factors equal to the fraction of events in the multijet control region that satisfy the 1-tag and 2-tag requirements) and by allowing the processes other than Z+jets to be varied independently in the fit. All these fit variations still yield multijet background estimates consistent with zero. This background is therefore neglected in the analysis.

6 Kinematic distributions

After requiring the event selection described in Sect. 4, the measured and expected distributions are compared at the detector level. Pre-fit distributions are used for the signal samples. The Z+jets background components are scaled using the respective normalization factors derived from the flavour fit.

Figure 3 shows the distributions of events in the 1-tag signal region as a function of leading tagged jet p_T (a) and of leading tagged jet x_F (b), when considering $Z + \geq 1$ b-jet and $Z + \geq 1$ c-jet as signal, respectively. The distribution of the events in the 2-tag signal region is presented as a function of m_{bb} (c), when considering $Z + \geq 2$ b-jets as signal. In each distribution, the Z+jets processes are modelled with MGAMC+PY8 FxEx, and SHERPA 2.2.11 is presented in comparison. The uncertainty bands include the uncertainties on the statistics of the simulated sample, on the event-selection (omitting the common luminosity uncertainty) and

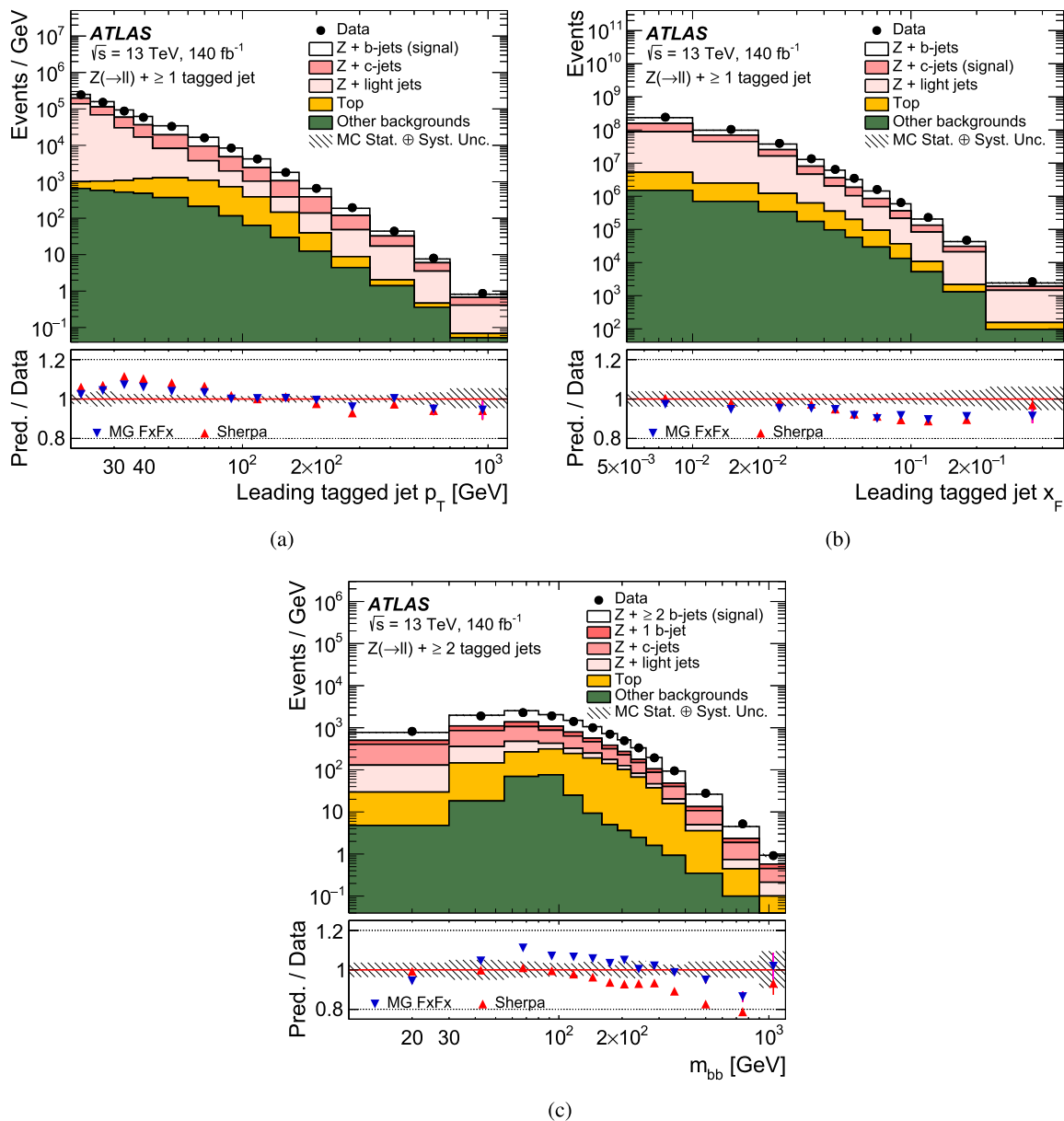


Fig. 3 Distribution of events passing the event selection as a function of **a** leading tagged jet p_T for $Z + \geq 1$ b -jet as signal and **b** leading tagged jet x_F for $Z + \geq 1$ c -jet as signal in the 1-tag region and **c** invariant mass of the leading and sub-leading tagged jets for $Z + \geq 2$ b -jets as signal in the 2-tag region. The lower panels display the ratio of the pre-

dictions for signal plus background to data using either MGAMC+PY8 FxFx or SHERPA 2.2.11 as the signal simulation. The statistical uncertainty of the data is shown as error bars and the total uncertainty of the prediction as a hatched band (MC theory uncertainties are not included)

on the background, as described in Sect. 8. Theory uncertainties on the generators are not included. The agreement between the data and the sum of the estimated signal and backgrounds is generally within 10% for the measurements in the 1-tag region and within 20% for the $Z + \geq 2$ b -jets measurement (where the signal purity is higher).

The total numbers of selected events in data and in predictions are presented in Table 5, separately for $Z + \geq 1$ b -jet, $Z + \geq 1$ c -jet and $Z + \geq 2$ b -jets measurements,

together with the prediction of signal and background process, expressed as a fraction of the total number of predicted events.

7 Correction to particle level

The signal event yields are determined by subtracting the estimated background contributions from the data. The resulting

Table 5 The expected size of the signal and backgrounds, expressed as a fraction of the total number of predicted events for 1-tag and 2-tag signal regions, when considering (a) $Z + \geq 1$ b -jet, (b) $Z + \geq 2$ b -jets or (c) $Z + \geq 1$ c -jet as signal. The signal and $Z +$ jets background predictions are from the MGAMC+PY8 FxFx generator, with the $Z +$ jets background estimate obtained after applying the normalization scale factors obtained from the flavour fit. The total numbers of predicted and observed events are also shown. The uncertainty in the total predicted number of events is statistical only

(a)	
1-tag region	
Signal $Z + \geq 1$ b -jet $Z + b, Z + bb$	34%
Backgrounds	
$Z + c$	29%
$Z + l$	35%
Top	2%
Others	1%
Total predicted	$4,294,900 \pm 2100$
Data	4,145,168
(b)	
2-tag region	
Signal $Z + \geq 2$ b -jets $Z + bb$	46%
Backgrounds	
$Z + b$	11%
$Z + c$	23%
$Z + l$	7%
Top	12%
Others	2%
Total predicted	$325,300 \pm 600$
Data	309,199
(c)	
1-tag region	
Signal $Z + \geq 1$ c -jet $Z + c$	28%
Backgrounds	
$Z + b, Z + bb$	33%
$Z + l$	37%
Top	2%
Others	1%
Total predicted	$3,994,400 \pm 2000$
Data	4,145,168

distributions are corrected for detector-level effects, to the fiducial phase space at particle level, as defined in Table 6. Particle-level objects are selected with requirements close to the reconstruction level selection described in Sect. 4 to limit the dependence of the measurement on theoretical predictions. In this definition, the lepton kinematic variables are computed using final-state leptons from the Z boson decay.

Table 6 Fiducial regions of the $Z + \geq 1$ b -jet, $Z + \geq 2$ b -jets and $Z + \geq 1$ c -jet measurements at particle level. The assignment of a b -jet or a c -jet is explained in Sect. 4

Object Selection	Acceptance cuts
Lepton	$p_T > 27$ GeV, $ \eta < 2.5$ 2 same flavour and opposite charge, 76 GeV $< m_{\ell\ell} < 106$ GeV
b -jet	$p_T > 20$ GeV, $ y < 2.5$, $\Delta R(b\text{-jet}, \ell) > 0.4$
c -jet	$p_T > 20$ GeV, $ y < 2.5$, $\Delta R(c\text{-jet}, \ell) > 0.4$
Event Selection	Acceptance cuts
$Z + \geq 1$ b -jet	$Z + \geq 1$ b -jet and a b -jet is the leading heavy-flavour jet
$Z + \geq 2$ b -jets	$Z + \geq 2$ b -jets and a b -jet is the leading heavy-flavour jets
$Z + \geq 1$ c -jet	$Z + \geq 1$ c -jet and a c -jet is the leading heavy-flavour jet
Rapidity regions	Acceptance cuts
Central rapidity	Z boson rapidity $ y(Z) < 1.2$
Forward rapidity	Z boson rapidity $ y(Z) \geq 1.2$

Radiated photons within a cone of $\Delta R = 0.1$ around the direction of a final-state lepton are added to the lepton, and the sum is referred to as the ‘dressed’ lepton. Particle-level jets are identified by applying the anti- k_r algorithm with $R = 0.4$ to all final-state particles with a lifetime longer than 30 ps, excluding the dressed Z boson decay products. Particle-level jets are classified as b -jets or c -jets following the same logic as described for reconstructed jets in Sect. 4. The correction to particle-level accounts for selection efficiencies, resolution effects and differences between the fiducial and the detector-level phase spaces.

Differential distributions are corrected to the particle level by using an iterative Bayesian unfolding [92] with two iterations. Simulated signal events, passing the selection defined in Sect. 4, are used to generate a response matrix for each distribution. The matrix is filled with the events that pass both the detector-level and particle-level selections and accounts for bin-to-bin migration effects between the detector-level and particle-level distributions. Figure 4 shows two examples of these response matrices. In the first iteration of the Bayesian unfolding, the particle-level prediction is used as the initial prior. From the second iteration, the prior is given by the unfolded distribution of the previous iteration and the unfolding matrix is derived on the basis of the Bayes’ theorem, from the response matrix and the prior. The use of more than two iterations has not been found to change significantly the final results, but it would have increased the statistical uncertainty.

The pre-fit distributions of the MGAMC+PY8 FxFx signal samples are used to perform the unfolding procedure. The

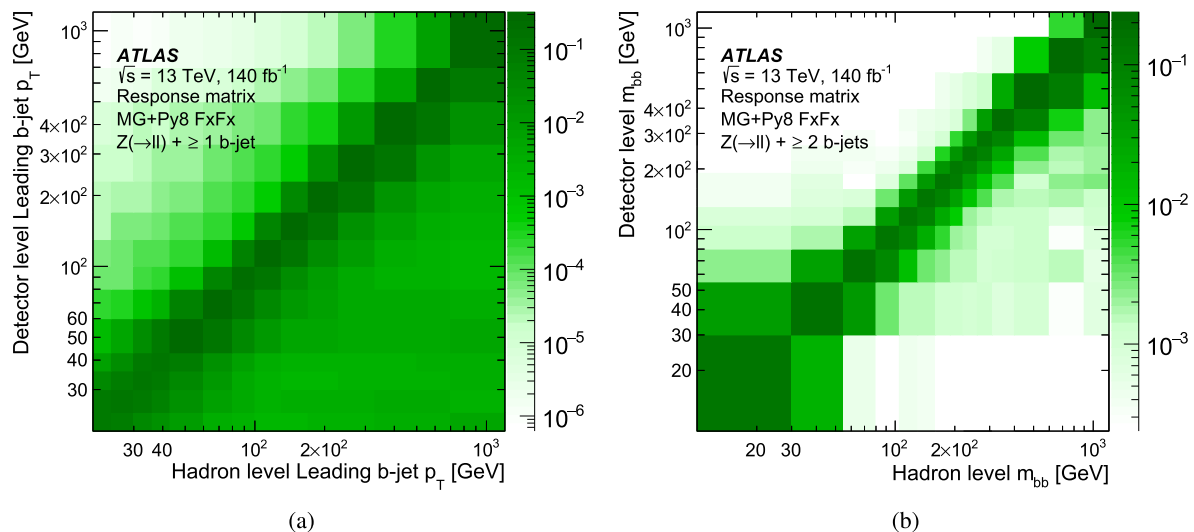


Fig. 4 Response matrix of **a** leading b -jet p_T for $Z + \geq 1b$ -jet events and **b** m_{bb} for $Z + \geq 2b$ -jets events. The matrix is created from the MGAMC+PY8 FxFx sample and used for the nominal unfolding of

the data. The sum of the entries in each column is normalised to the reconstruction efficiency in corresponding bin

background-subtracted data are corrected for the expected fraction of events that pass the detector-level selection, but not the particle-level one (unmatched events), before entering the iterative unfolding. To obtain the cross-sections, the unfolded event yields are divided by the integrated luminosity of the data sample and by the bin width in each bin of each differential distribution. The differential cross-section measurement of a given observable in the i -th bin is given by:

$$\sigma_i = \frac{1}{\epsilon_i L} \sum_j U_{ij} f_j N_j^{bsD},$$

where L is the integrated luminosity, ϵ_i is the reconstruction efficiency in the i -th bin, N_j^{bsD} is the number of background-subtracted data events in the reconstructed j -th bin, f_j is the factor that corrects for unmatched events in the j -th bin, and U_{ij} is the element (i, j) of the unfolding matrix calculated after two iterations, using the updated prior from the first iteration and the response matrix. The efficiency is defined as a fraction of simulated events in i -th particle-level bin that pass the detector-level selection, and the f_j is a fraction of simulated events reconstructed in j -th bin that also pass the fiducial particle-level selection.

The measurement of $R(p_T(Z))$, as defined in Table 6, is performed as follows: At reconstruction level, the background subtraction is performed separately for events passing the central and forward rapidity selection, as defined in Table 4. Resulting distributions of Z boson p_T are then unfolded simultaneously in the full fiducial phase space, to obtain the corresponding particle-level distributions, accounting for migrations between the rapidity regions

via the unfolding matrix (in addition to migrations between the Z boson p_T bins). Finally, the unfolded distribution for the forward region is divided by the one for the central region. In this way all systematic uncertainties are treated coherently between the rapidity regions, allowing a significant cancellation of the correlated ones.

The measurement of the inclusive fiducial cross-section for $Z + \geq 1 b$ -jet, $Z + \geq 2 b$ -jets and $Z + \geq 1 c$ -jet processes is obtained by applying a particle-level correction to the number of events in data passing the selection in Section 4, after background subtraction⁸. The correction, which is applied as a divisor of the background-subtracted data, is derived from the ratio of the total number of reconstructed events in the detector-level phase space to the number of particle-level events in the fiducial phase space. Integration of the unfolded differential cross-sections yield consistent results, but the described procedure is adopted as the one independent of the choice of binning for the flavour fit and the unfolding.

Since the electron and muon decay channels are combined to increase the precision of the signal fits to data, the corrections and response matrices are made using electron and muon signal samples to obtain combined particle-level yields. To validate this procedure, the analysis is performed for each of the two lepton channels separately. The results obtained from the individual channels are compatible within 1σ for the inclusive fiducial cross-section of $Z + \geq 1 b$ -jet and $Z + \geq 1 c$ -jet production and within 2σ for the $Z + \geq 2 b$ -jets cross-section. This comparison uses only

⁸ For the purpose of flavour fit and data-driven $t\bar{t}$ background evaluation procedure, all events are treated as belonging to a single bin.

the sum in quadrature of the statistical and uncorrelated systematic uncertainties. The differential cross-section measurements in the two channels also agree over the full range of each distribution.

8 Uncertainties in the cross-section measurement

Uncertainties in the $Z + \geq 1$ b -jet, $Z + \geq 2$ b -jets and $Z + \geq 1$ c -jet cross-section measurements arise from systematic effects related to detector-level selection, background determination and unfolding method and from the statistical uncertainty of the analysed data sample. Uncertainties are considered correlated, when appropriate, between lepton channels, signal and background processes and over the observables.

8.1 Detector-level systematic uncertainties

Detector-level systematic uncertainties are defined to be the uncertainties in the selection of the physics objects entering the measurement and in the luminosity. They are derived for each observable by propagating shifts from each systematic source through both the unfolding inputs (response matrices, reconstruction efficiency and the unmatched events correction) and the subtracted background into the unfolded data, after the flavour fit.

Systematic uncertainties on the leptons are related to the trigger, reconstruction, identification and isolation criteria adopted in the selection of electrons and muons [82, 84]. Variations in the electron energy scale and resolution are taken into account, as are those related to the muon momentum scale, the inner-detector and muon spectrometer resolution, and the sagitta-bias corrections. These uncertainties are specific for each leptonic final state and therefore uncorrelated between the two lepton channels. The contribution of the lepton uncertainties is less than 1% of the final measurements.

The uncertainties associated to the reconstructed jets take into account corrections to the energy scale (JES) and resolution (JER) [88]. They are estimated by scaling and smearing the jet four-momentum in the simulation by the associated uncertainties in the calibration procedure. The JVT selection efficiency is also considered. Jet systematic uncertainties are among the largest uncertainties in the measured cross-sections, with an average contribution of 5% which increases in specific regions of phase space (i.e. high m_{bb}).

The systematic uncertainty on E_T^{miss} accounts for the energy scale and resolution of the soft hadronic activity reconstructed in the event [93] and contribute to less than 1%.

The flavour tagging uncertainties are derived from the calibration of the DL1r tagger using data control samples enriched in b [94], c [95], or light-jets [96], up to a jet p_T of

several hundreds GeV. Any difference in the flavour-tagging performance measured in data events and MC samples is used to correct the flavour-tagging efficiency in the MC as a function of the jet flavour, the different b -tagging discriminant output thresholds, and of the jet p_T . In the case of b -jets, correction factors are close to unity and their uncertainties, described by a set of 45 independent parameters, are as low as 1% for jet p_T of about 60 GeV, but reach 7% for jet p_T of about 20 GeV and up to 3% at 400 GeV. In the case of c -jets, correction factors range from about 1 to about 1.3, their uncertainties are described by a set of 20 independent parameters, and are about 3–4% in the bulk of the phase space, but reach up to 15% for low jet p_T and for the largest values of the b -tagging discriminant output. In the case of light-flavour jets, correction factors for light-jets range from about 1 to about 1.3, with uncertainties described by a set of 20 independent parameters and ranging from 10% to 20%. The uncertainties in the flavour-tagging calibration are extrapolated to high p_T on the basis of MC simulations.

The flavour tagging systematic is the second largest uncertainty in $Z + \geq 1$ b -jet and $Z + \geq 2$ b -jets inclusive cross-sections, with average contributions of respectively 3.6% and 5.7%, and it becomes the largest uncertainty in the $Z + \geq 1$ c -jet measurement with an average contribution of 10.3% to the final precision.

The uncertainty of the imperfect modelling of the pile-up effects is assessed by varying the average number of pile-up interactions. It contributes to less than 1% to the cross-section measurements. The uncertainty in the combined 2015–2018 integrated luminosity is 0.83% [33], obtained using the LUCID-2 detector for the primary luminosity measurements [30].

8.2 Background systematic uncertainties

The uncertainty from each background source is determined by applying shifts to the subtracted background contributions and to the nominal unfolding inputs.

The uncertainty related to the determination of the Z +jets background ranges from 0.6 to 1.6% in the measured inclusive cross-sections. It is determined as an envelope of two separate but related variations. The first accounts for the differences between the post-fit Z +jets backgrounds evaluated using MGAMC+PY8 FxFX or SHERPA 2.2.11, as described in Sect. 5.2. The second source accounts for the MGAMC+PY8 FxFX theoretical uncertainties, which are determined by varying independently the QCD renormalisation (μ_R) and factorisation (μ_F) scales by a factor 0.5 and 2 with an additional constraint of $0.5 < \mu_R/\mu_F < 2$. For each of these scale variations the flavour fit is repeated and an envelope of the post-fit result is used for the error estimate. Effects due to PDF and α_s uncertainties have a negligible impact and are not propagated to the final measurements.

The systematic uncertainty in the data-driven $t\bar{t}$ background accounts for the extrapolation from the $e^\pm\mu^\mp$ control region to the signal region, as explained in Sect. 5.1. The contribution of this uncertainty is less than 1% in the inclusive cross-sections.

The uncertainty in the other backgrounds is given by the sum in quadrature of the uncertainties in the MC-modelled diboson, single-top, ZH and $Z \rightarrow \tau\tau$ backgrounds. Diboson uncertainty is determined by varying independently the QCD scales μ_R and μ_F by a factor 0.5 and 2 with an additional constraint of $0.5 < \mu_R/\mu_F < 2$ and by taking the envelope of the predicted variations as error estimate. For the smaller single-top, ZH and $Z \rightarrow \tau\tau$ contaminations, overall normalization uncertainties covering QCD scale, PDF and α_s variations, are considered. The contribution to the measured cross-sections is negligible.

8.3 Unfolding systematic uncertainties

The uncertainties in the unfolding procedure originate from the statistical uncertainty of MGAMC+PY8 FxFX used as nominal MC in the unfolding, the intrinsic bias introduced by the unfolding method and the modelling and theoretical uncertainties of the MGAMC+PY8 FxFX signal samples.

The uncertainty due to the limited statistics of MGAMC+PY8 FxFX samples is propagated using 100 MC pseudo-experiments: the unfolding inputs are fluctuated independently according to Gaussian distributions and the RMS of the results is taken as error estimate.

The dependence of the Bayesian unfolding regularisation procedure on the choice of the initial prior is determined by reweighting the generator-level distribution of each observable in the MGAMC+PY8 FxFX samples to provide a better description of the data at detector level. The modified

MGAMC+PY8 FxFX samples are then used to emulate data and are unfolded with the nominal matrix.

The signal modelling uncertainty accounts for the mis-modelling of the migrations, the reconstruction efficiency and the unmatched events corrections. It is evaluated by comparing unfolded results when using different MC generators. First, for each measured observable, SHERPA 2.2.11 signal sample is reweighted to match the MGAMC+PY8 FxFX particle-level distribution of that observable and used to unfold its distribution in data. The reweighting is performed to avoid double-counting with the estimate of the effect of the initial prior choice described above. Second, theoretical uncertainties related to modelling the signal in MGAMC+PY8 FxFX are evaluated by the same variations of QCD scales as described above and taking an envelope of the unfolded results using the varied matrices.

The contributions to the unfolding uncertainty are summed in quadrature and represent one of the dominant uncertainties for the $Z + \geq 1$ b -jet, $Z + \geq 2$ b -jets and $Z + \geq 1$ c -jet inclusive cross-sections with contributions of respectively 3.3%, 5.8% and 5.0%.

Table 7 summarizes the systematic uncertainties in the measured inclusive fiducial cross-sections for the $Z + \geq 1$ b -jet, $Z + \geq 2$ b -jets and $Z + \geq 1$ c -jet production. Figures 5–6 show, as examples, the breakdown of the systematic uncertainties in the cross-section as a function of Z boson p_T for events with at least one b -jet, m_{bb} for events with at least two b -jets, leading c -jet p_T for events with at least one c -jet, and in the ratio of the cross-sections as functions of Z boson p_T in forward and central Z boson rapidity regions.

The total systematic uncertainty in the inclusive cross-sections is 5.6% in $Z + \geq 1$ b -jet events, 9.4% in $Z + \geq 2$ b -jets events and 13.2% in $Z + \geq 1$ c -jet events. In the differential distributions it is less than 5% in the $Z + \geq 1$ b -

Table 7 Relative systematic uncertainties in the measured production cross-sections of $Z + \geq 1$ b -jet, $Z + \geq 2$ b -jets and $Z + \geq 1$ c events. The “Jet” term includes the JES, JER and JVT uncertainties. The “Lep-

ton” term includes the lepton trigger, efficiency, scale and resolution uncertainties

Source of uncertainty	$Z(\rightarrow \ell\ell) + \geq 1$ b -jet [%]	$Z(\rightarrow \ell\ell) + \geq 2$ b -jets [%]	$Z(\rightarrow \ell\ell) + \geq 1$ c -jet
Flavour tagging	3.6	5.7	10.3
Jet	2.4	4.3	6.5
Lepton	0.3	0.3	0.4
E_T^{miss}	0.4	0.5	0.3
Z +jets background	0.6	1.5	1.6
Top background	0.1	0.3	< 0.1
Other backgrounds	< 0.1	0.2	0.1
Pile-up	0.6	0.6	0.2
Unfolding	3.3	5.8	5.0
Luminosity	0.8	0.9	0.7
Total [%]	5.6	9.4	13.2

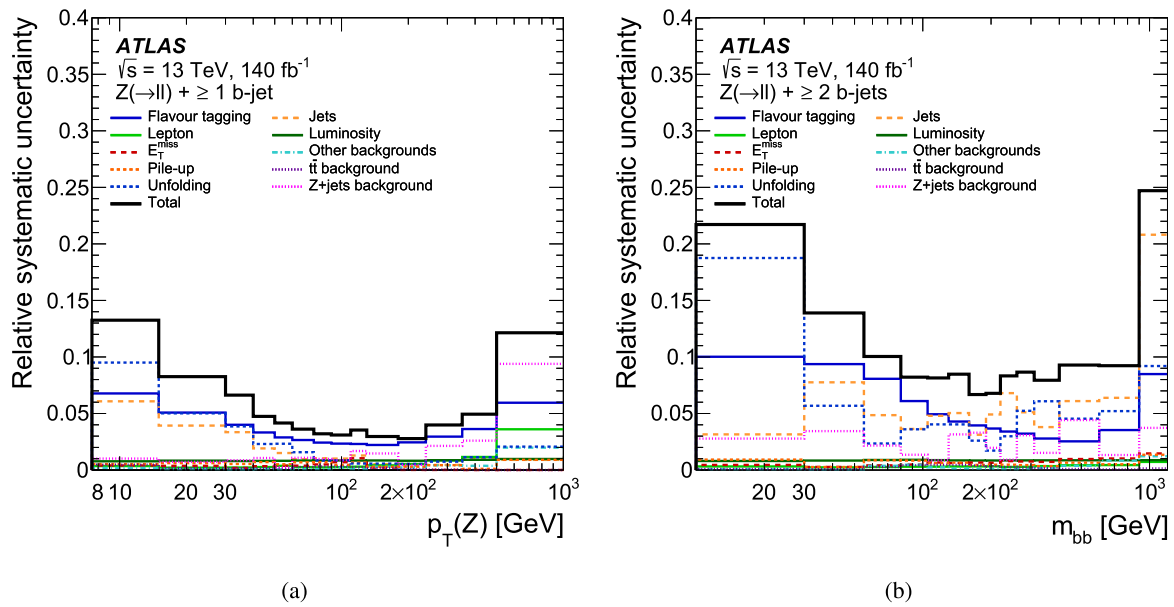


Fig. 5 Relative systematic uncertainties in the fiducial cross-section **a** as a function of $p_T(Z)$ in events with at least one b -jet and **b** as a function of m_{bb} in events with at least two b -jets. The total uncertainty

is shown with solid black line while the different components listed in Table 7 are shown in different line styles and colours

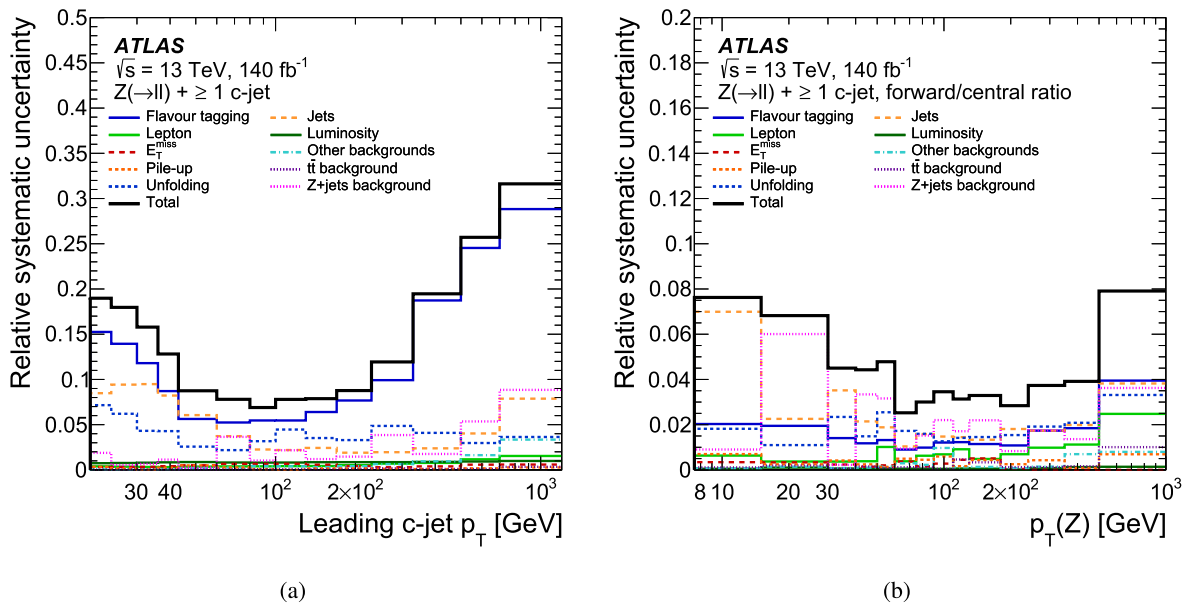


Fig. 6 Relative systematic uncertainties in **a** the fiducial cross-section as a function of leading c -jet p_T ($p_{T,c}^0$) and **b** the ratio of the cross-sections as functions of Z boson p_T in forward and central Z boson

rapidity regions in events with at least one c -jet. The total uncertainty is shown with solid black line while the different components listed in Table 7 are shown in different line styles and colours

jet, except in some bins of $p_T(Z)$. In $Z + \geq 2$ b -jets and $Z + \geq 1$ c -jet measurements it is at a level of 10%–15%, except in some bins at the edges of the distributions.

The statistical uncertainty of the data is propagated through the unfolding by using 1000 pseudo-experiments. The flavour fit and the unfolding is repeated for each data

replica. The statistical uncertainty in the inclusive cross-sections of $Z + \geq 1$ b -jet, $Z + \geq 2$ b -jets and $Z + \geq 1$ c -jet is 0.2%, 0.4% and 0.3% respectively.

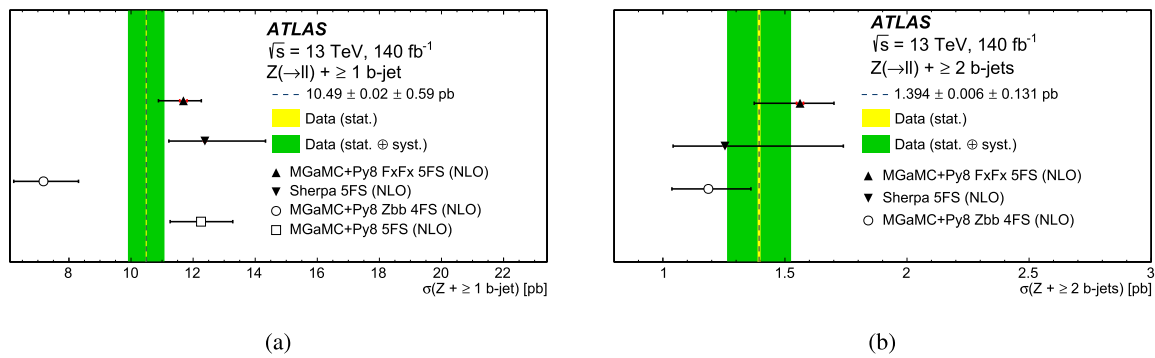


Fig. 7 Measured fiducial cross-section for **a** $Z + \geq 1$ b -jet and **b** $Z + \geq 2$ b -jets production. The data are compared with the predictions from the 5FS multi-leg generators MGaMC+PY8 FxFx and SHERPA 2.2.11, with MGaMC+PY8 4FS (NLO), and with MGaMC+PY8 5FS (NLO). The thin inner band corresponds to the statistical uncertainty of the data, and the outer band to statistical and systematic uncertainties

of the data, added in quadrature. The error bars on the MGaMC+PY8 FxFx, SHERPA 2.2.11, and MGaMC+PY8 predictions correspond to the statistical and theoretical uncertainties added in quadrature. The sum in quadrature of statistical and PDF related uncertainties are shown as inner bars

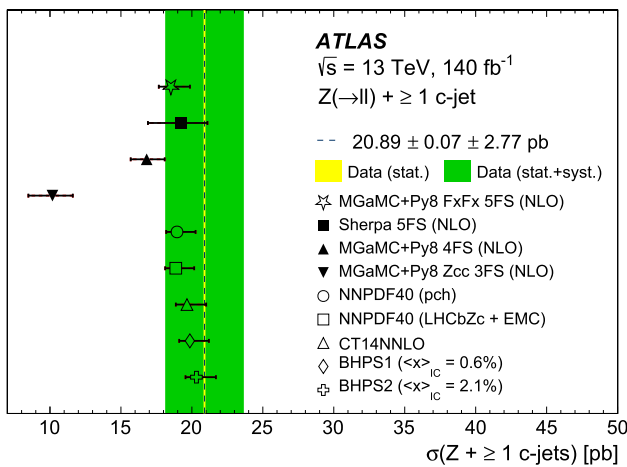


Fig. 8 Measured fiducial cross-section for $Z + \geq 1$ c -jet production. The data are compared with the 5FS predictions from MGaMC+PY8 FxFx and SHERPA 2.2.11, with MGaMC+PY8 3FS (NLO), and with MGaMC+PY8 4FS (NLO), and with various PDFs based on different intrinsic charm models (see Sect. 3). The thin inner band corresponds to the statistical uncertainty of the data, and the outer band to statistical and systematic uncertainties of the data, added in quadrature. The error bars on the MGaMC+PY8 FxFx, and SHERPA 2.2.11 predictions correspond to the statistical and theoretical uncertainties added in quadrature

9 Results

The inclusive and differential cross-section measurements for $Z + \geq 1$ b -jet, $Z + \geq 2$ b -jets and $Z + \geq 1$ c -jet are shown in Figs. 7, 8, 9, 10, 11, 12, 13 and 14. The measurements are compared with standard 5FS multi-leg MGaMC+PY8 FxFx and SHERPA 2.2.11 predictions, MGaMC+PY8 FxFx variations with several PDFs using different intrinsic charm models, with NLO MGaMC+PY8 predictions of various flavour schemes and with fixed-order

5FS NLO and NNLO predictions using the flavour-dressing algorithm (see Sect. 3).

Theoretical uncertainties of the various samples, computed as described in Sect. 3, are shown in the comparison with data. In this section, all predictions are normalised to their own cross-section to allow an unbiased comparison among different generators.

9.1 Inclusive fiducial cross-sections

The measured inclusive cross-sections in the fiducial phase space for $Z + \geq 1$ b -jet, $Z + \geq 2$ b -jets and $Z + \geq 1$ c -jet, shown in Figs. 7 and 8, are $10.49 \pm 0.02(\text{stat.}) \pm 0.59(\text{syst.})$ pb, $1.39 \pm 0.01(\text{stat.}) \pm 0.13(\text{syst.})$ pb, and $20.9 \pm 0.1(\text{stat.}) \pm 2.8(\text{syst.})$ pb, respectively.

The 5FS simulations, in general, adequately predict the inclusive cross-sections for both the $Z + \geq 1$ b -jet and $Z + \geq 2$ b -jets whereas the 4FS simulation shows an underestimate of about 2σ for the $Z + \geq 1$ b -jet inclusive cross-section, while predicting the $Z + \geq 2$ b -jets cross-sections accurately. Overall, these results are consistent with the ones presented in the ATLAS measurement on a partial Run 2 data set [14], based on previous generator versions. All 5FS multi-leg predictions considered here, as well as MGaMC+PY8 4FS (NLO), are in agreement with the measured $Z + \geq 1$ c -jet cross-section. The MGaMC+PY8 3FS (NLO) prediction drastically underestimates the measured cross-section by about 50%, consistent with the lack of resummation of $\ln(Q^2/m_c^2)$ in the collinear PDF evolution.

9.2 Differential cross-sections for $Z + \geq 1$ b -jet

The differential cross-section measurements for the $Z + \geq 1$ b -jet process are shown in Figs. 9 and 10. They are com-

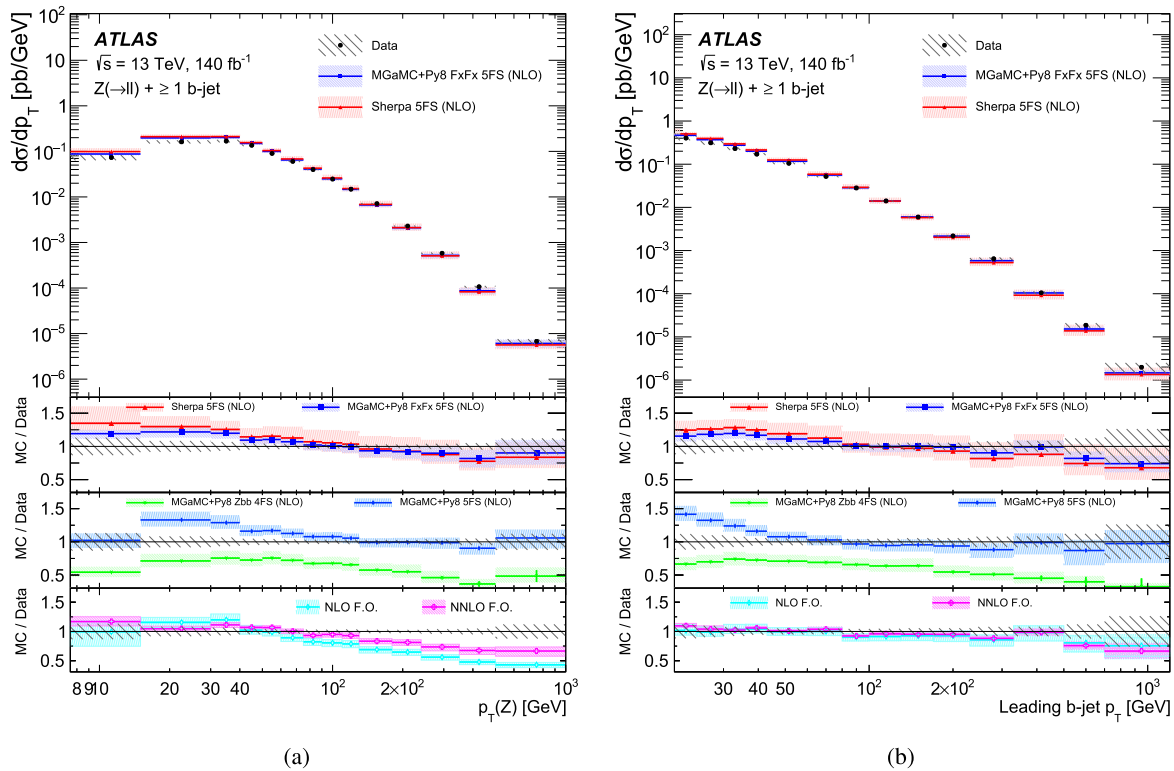


Fig. 9 Measured fiducial cross-section for $Z + \geq 1$ b -jet production as a function of **a** $p_T(Z)$ and **b** leading b -jet p_T . The data are compared with the predictions from the 5FS multi-leg generators MGAMC+PY8 FxFx and SHERPA 2.2.11, with MGAMC+PY8 4FS (NLO) and MGAMC+PY8 5FS (NLO), and with NLO and NNLO fixed-order (F.O.) predictions [3]. The error bars correspond to the statistical uncertainty, and the hatched bands to the data statistical and

systematic uncertainties added in quadrature. The shaded bands correspond to the statistical and theoretical uncertainties of the predictions added in quadrature. For the fixed-order predictions, the uncertainties in the hadronisation and MPI and flavour definition algorithm corrections are also added in quadrature to the total, while pure theory uncertainty of the predictions are shown as the range between the horizontal lines

pared with the predictions from the 5FS multi-leg generators MGAMC+PY8 FxFx and SHERPA 2.2.11, with MGAMC+PY8 4FS (NLO) and MGAMC+PY8 5FS (NLO), and with NLO and NNLO fixed-order predictions [3].

As the fixed-order predictions are made at parton level and, moreover, use a different jet flavour definition [2], the unfolded cross-sections cannot be compared with them directly. To allow for a proper comparison, two corrections are applied to the predictions. The first one accounts for the hadronisation and multi-parton-interaction (MPI) effects. It is calculated as the ratio of the simulated distributions at hadron level with MPI enabled to those at parton level with MPI disabled, using a dedicated sample of Z +jets events generated with PYTHIA 8.310 at LO accuracy. The jet flavour definition in this case uses the flavour-dressing algorithm [2]. The second correction accounts for the effect of different jet flavour classification algorithms. It is calculated as the ratio of hadron-level distributions using the jet flavour definition described in Sect. 7 to those made with the flavour-dressing algorithm, using MGAMC+PY8 FxFx sample. This correction is also derived using the SHERPA 2.2.11 sample and

the difference with MGAMC+PY8 FxFx is treated as its uncertainty. Both corrections are applied to the fixed-order predictions as bin-by-bin multiplicative factors. Uncertainties in these predictions shown on the plot correspond to the sum of the intrinsic theory uncertainty of the predictions and the total uncertainty of the corrections, while the former are also shown separately.

The distributions of the transverse momentum of the Z boson and of the b -jets probe pQCD over a wide range of scales and provide important input to the background prediction for other SM processes and searches beyond the SM.

The differential cross-section as a function of $p_T(Z)$ for events with at least one b -jet is shown in Fig. 9a. In general, the measured spectrum is harder than all predicted spectra. Overall, the prediction from MGAMC+PY8 FxFx demonstrates the best agreement with data, while the SHERPA 2.2.11 prediction still describes the data within larger theory uncertainties. MGAMC+PY8 5FS (NLO) predicts a softer $p_T(Z)$ spectrum resulting in an overestimate of the low- p_T range, while MGAMC+PY8 4FS (NLO) is below data in the entire range. The NLO fixed-order computation pre-

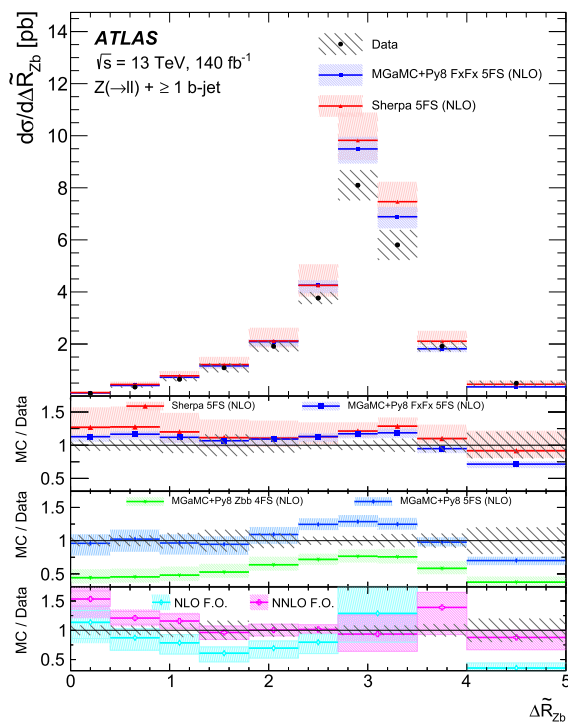


Fig. 10 Measured fiducial cross-section for $Z + \geq 1$ b -jet production as a function of $\Delta\tilde{R}_{Zb}$. The data are compared with the predictions from the 5FS multi-leg generators MGaMC+PY8 FxFx and SHERPA 2.2.11, with MGaMC+PY8 4FS (NLO) and MGaMC+PY8 5FS (NLO), and with NLO and NNLO fixed-order (F.O.) predictions [3]. The error bars correspond to the statistical uncertainty, and the hatched bands to the data statistical and systematic uncertainties added in quadrature. The shaded bands correspond to the statistical and theoretical uncertainties of the predictions added in quadrature. For the fixed-order predictions, the uncertainties in the hadronisation and MPI and flavour definition algorithm corrections are also added in quadrature to the total, while pure theory uncertainty of the predictions are shown as the range between the horizontal lines

dicts a noticeably softer spectrum than in data. This discrepancy reduces with NNLO prediction, however, it still cannot describe the entire spectrum.

Figure 9b shows the leading b -jet p_T distribution. Both MGaMC+PY8 FxFx and SHERPA 2.2.11 predictions agree with data within their theory uncertainties. The MGaMC+PY8 5FS (NLO) prediction overestimates the data cross-section in the low p_T regime, while for higher p_T values the data are modelled well. Both NLO and NNLO fixed-order calculations describe well almost the entire spectrum, only slightly underpredict the data at p_T values above 500 GeV.

It is noticeable that the uncertainty of the NNLO predictions is dominated by the that of the correction described above, while their own uncertainty evaluated by varying the QCD scales is small. This indicates the importance of using IRC-safe jet flavour definitions in future precision measurements of similar processes.

The distribution of $\Delta\tilde{R}_{Zb}$ is sensitive to the presence of additional radiation in the event. It is shown in Fig. 10. Both MGaMC+PY8 FxFx and SHERPA 2.2.11 predictions describe data rather well, only overestimating data in the $\Delta\tilde{R}_{Zb} \approx \pi$ region corresponding to the $Z + b$ back-to-back topology. The same trend is present in the MGaMC+PY8 5FS (NLO) prediction, with the discrepancy being even larger. The worst agreement with data is shown by MGaMC+PY8 4FS (NLO), where topologies in the tail of the distribution – i.e. collinear and at large $\Delta\tilde{R}_{Zb}$ – under-shoot the data by more than 50%. Fixed-order calculations suffer from divergences at $\Delta\tilde{R}_{Zb} \approx \pi$ and their uncertainties are high in that region. The NLO calculation tends to underestimate the cross-section for $\Delta\tilde{R}_{Zb}$ between 1 and 2.5 and above 4, but the description becomes almost perfect when moving to NNLO.

9.3 Differential cross-sections for $Z + \geq 2$ b -jets

Events with a Z boson produced in association with two b -jets constitute an important background for other SM and beyond-SM processes, such as Higgs boson production in association with a Z boson or potential new physics signatures with similar final states. Furthermore, they probe the mechanism of gluon splitting into b -quarks. The differential cross-section measurements for $Z + \geq 2$ b -jets are shown in Fig. 11. They are compared with predictions from the 5FS multi-leg generators MGaMC+PY8 FxFx and SHERPA 2.2.11 and with MGaMC+PY8 4FS (NLO). No fixed-order calculations are provided for $Z + \geq 2$ b -jets observables within the framework used in Ref. [3].

A measurement of the angular separation between the two leading b -jets allows characterisation of the hard radiation at large angles and the soft radiation for collinear emissions. The distribution of the azimuthal angle between the two leading b -jets, $\Delta\phi_{bb}$, is chosen as an example of such an observable and the corresponding differential cross-section is shown in Fig. 11a. All predictions generally agree with data within their theory uncertainties. Both MGaMC+PY8 FxFx and SHERPA 2.2.11 describe the data shape well, while MGaMC+PY8 4FS (NLO) tends to underestimate small and large $\Delta\phi_{bb}$ values corresponding to collinear and back-to-back b -jets.

The invariant mass of the two leading b -jets is an important observable in the measurement of associated ZH production with the Higgs boson decaying into $b\bar{b}$, and in searches for physics beyond the SM in the same final state. The differential cross-section as a function of m_{bb} is shown in Fig. 11b. In general, all calculations predict steeper growth below 80 GeV and steeper decrease for higher values. MGaMC+PY8 4FS (NLO) provides a good description of the data in the widest range between 60 and 600 GeV, but still fails to describe them for smaller and larger m_{bb} . MGaMC+PY8 FxFx overesti-

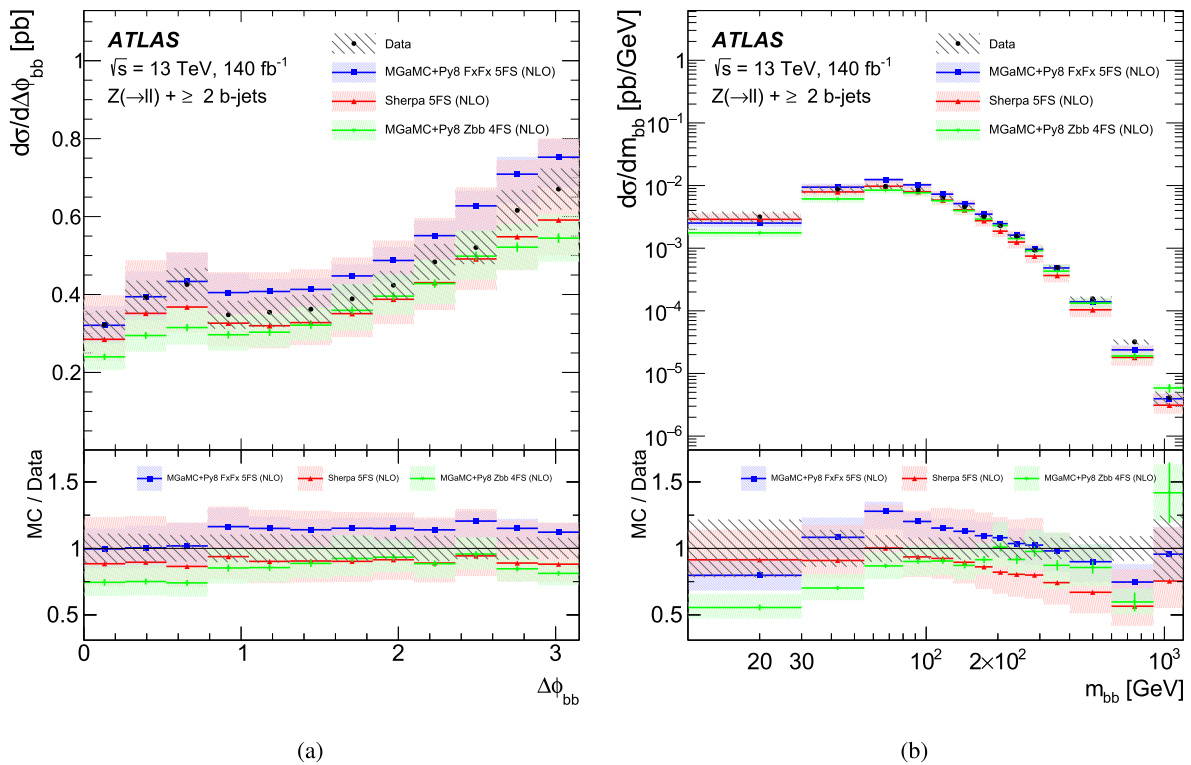


Fig. 11 Measured fiducial cross-section for $Z + \geq 2 b$ -jets production as a function of **a** $\Delta\phi_{bb}$ and **b** m_{bb} . The data are compared with the predictions from the 5FS multi-leg generators MGaMC+Py8 FxFx and SHERPA 2.2.11, and with MGaMC+Py8 4FS (NLO). The error bars

correspond to the statistical uncertainty, and the hatched bands to the data statistical and systematic uncertainties added in quadrature. The shaded bands correspond to the statistical and theoretical uncertainties of the predictions added in quadrature

mates the data near the maximum of the distribution at 60–100 GeV and underestimates them above 600 GeV. SHERPA 2.2.11 is in agreement with the data within its large uncertainty up to 400 GeV and deviates from the data at higher values.

9.4 Differential cross-sections for $Z + \geq 1 c$ -jet

Differential cross-section measurements for the $Z + \geq 1 c$ -jet process constitute an important probe of pQCD and of the charm PDF. The results are presented in Figs. 12, 13 and 14. The differential $Z + c$ -jets cross-section measurements are compared with the predictions from the 5FS multi-leg generators SHERPA 2.2.11 and MGaMC+Py8 FxFx, with MGaMC+Py8 3FS (NLO) and MGaMC+Py8 4FS (NLO), and with NLO and NNLO fixed-order predictions [3]. The latter are corrected for the effects related to the hadronisation and MPI and to the different jet flavour classification algorithms as described in Sect. 9.2. These comparisons are shown in Figs. 12 and 13.

Besides, the measurements are compared to MGaMC+Py8 FxFx predictions with various PDFs, probing the IC models

as listed in Sect. 3.3. Comparisons to those predictions are shown in Fig. 14.

Differential cross-sections as function of p_T of the Z boson and the leading c -jet are shown in Fig. 12. Both p_T spectra are described well by MGaMC+Py8 FxFx and SHERPA 2.2.11 in the soft part, while above 40–50 GeV (80–100 GeV) for Z boson (c -jet) p_T the data cross-section is significantly underestimated by these predictions. A better description of the data shape overall is provided by MGaMC+Py8 4FS (NLO), however, it is generally near or beyond the lower edge of the data uncertainty band. The MGaMC+Py8 3FS (NLO) prediction is significantly below the data as mentioned above when discussing the inclusive cross-sections. This discrepancy is noticeably larger than that between the MGaMC+Py8 4FS (NLO) prediction and the $Z + \geq 1 b$ -jet measurement, which can be attributed to the different masses of b - and c -quarks, causing those logarithmic terms to be larger for the latter.

The NLO fixed-order calculation predicts softer spectra of both Z boson and leading c -jet p_T than that in data. The discrepancy is the most noticeable for $p_T(Z)$ above 50–100 GeV. Moving to NNLO precision improves the agreement only slightly for $p_T(Z)$ and has no impact on $p_{T,c}^0$.

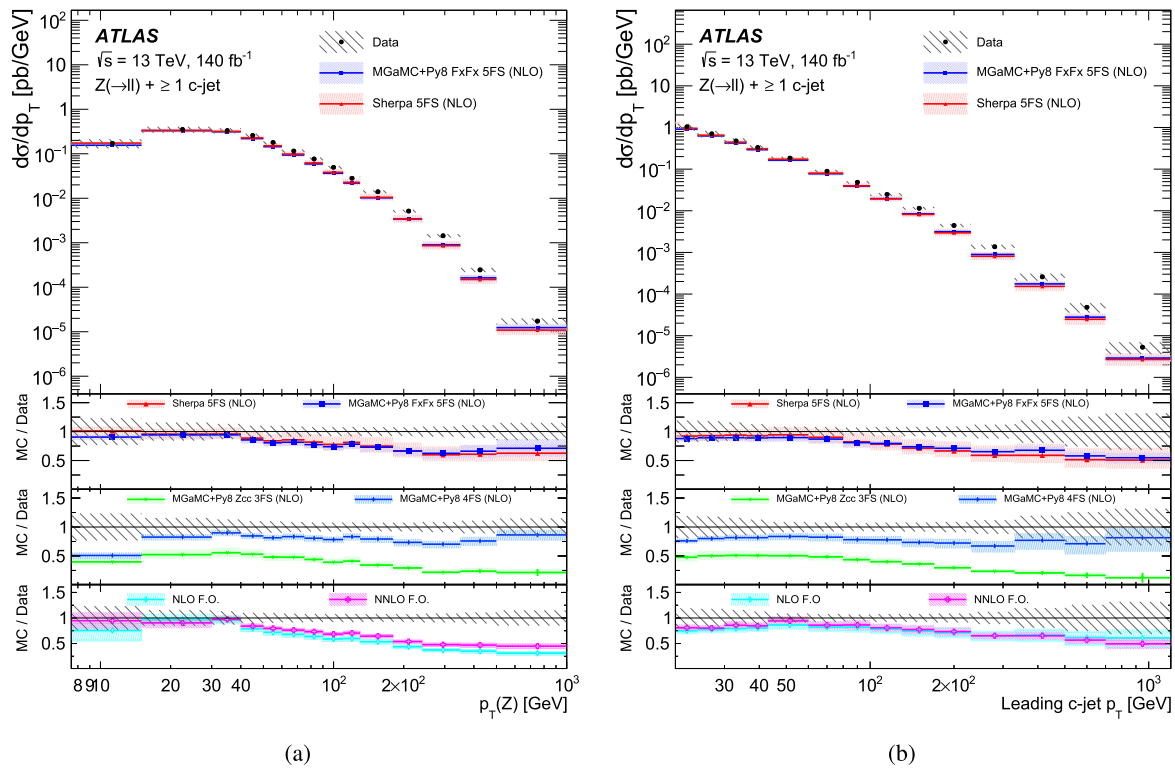


Fig. 12 Measured fiducial cross-section for $Z + \geq 1$ c -jet production as a function of **a** $p_T(Z)$ and **b** leading c -jet p_T . The data are compared with the predictions from the 5FS multi-leg generators MGAMC+PY8 FxFx and SHERPA 2.2.11, with MGAMC+PY8 3FS (NLO) and MGAMC+PY8 4FS (NLO), and with NLO and NNLO fixed-order (F.O.) predictions [3]. The error bars correspond to the statistical uncertainty, and the hatched bands to the data statistical and

systematic uncertainties added in quadrature. The shaded bands correspond to the statistical and theoretical uncertainties of the predictions added in quadrature. For the fixed-order predictions, the uncertainties in the hadronisation and MPI and flavour definition algorithm corrections are also added in quadrature to the total, while pure theory uncertainty of the predictions are shown as the range between the horizontal lines

Figure 13 shows the distribution of x_F of the leading c -jet. MGAMC+PY8 FxFx and SHERPA 2.2.11 predict a steeper slope of the x_F spectrum compared to the data. At the same time, the MGAMC+PY8 4FS (NLO) prediction and both NLO and NNLO fixed-order calculations describe the data shape well, while systematically underestimating the overall normalization.

Figure 14 presents comparisons of the measured cross-section as a function of leading c -jet x_F and of $R(p_T(Z))$ for events with at least one c -jet with various IC models. The x_F distribution is more sensitive to the IC contribution. The large amount of IC in the BHPS2 model noticeably improves the agreement to data. However, for more realistic IC scenarios, such as BHPS1 and the IC PDFs from the NNPDF and CT18 families, the improvement is still marginal, being noticeable only in the last 1–2 bins. In the measurement of $R(p_T(Z))$ the effect of IC is more significant compared to both experimental and theory uncertainties, thanks to their significant cancellation in this ratio. However, only the BHPS2 model has a non-negligible effect on the agreement to data, making it slightly better in some bins but worse in others compared to the predictions with no-IC CT14NNLO PDF. Other IC PDFs

from NNPDF and CT18 families do not make significant difference in modelling these observables.

10 Conclusion

This paper presents a measurement of the production rate of a Z boson in association with jets originating from b -quarks and c -quarks ($Z + b$ -jets and $Z + c$ -jets) in proton–proton collisions at $\sqrt{s} = 13$ TeV, using data corresponding to an integrated luminosity of 140 fb^{-1} collected by the ATLAS experiment at the CERN LHC.

The cross-sections are measured using the electron and muon decay modes of the Z boson in a fiducial phase space. Inclusive cross-sections in a fiducial phase space are measured for events with at least one or at least two b -jets and for events with at least one c -jet. Differential cross-sections are measured as a function of p_T of the leading b -jet, the p_T of the Z boson and the difference in angular separation between the Z boson and the leading b -jet for events with at least one b -jet. Measurements are also performed as a function of the p_T of the leading c -jet, the p_T of the Z boson,

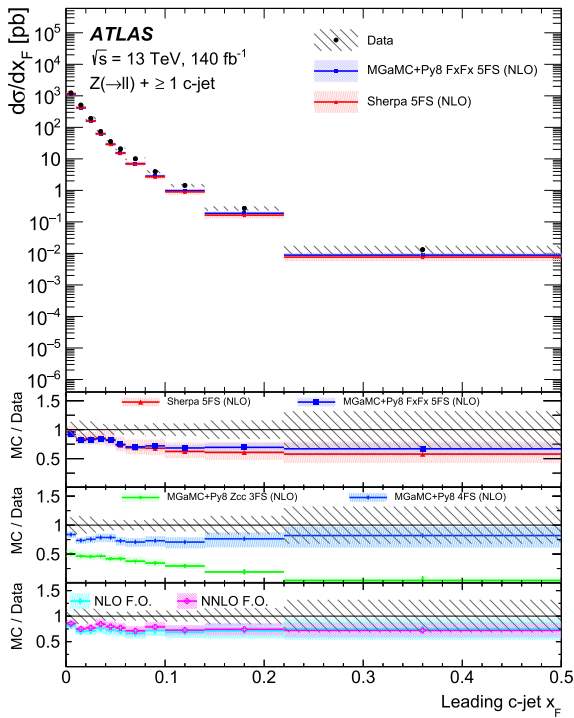


Fig. 13 Measured fiducial cross-section for $Z + \geq 1$ c -jet production as a function of leading c -jet x_F . The data are compared with the predictions from the 5FS multi-leg generators MGAMC+PY8 FxFX and SHERPA 2.2.11, with MGAMC+PY8 3FS (NLO) and MGAMC+PY8 4FS (NLO), and with NLO and NNLO fixed-order (F.O.) predictions [3]. The error bars correspond to the statistical uncertainty, and the hatched bands to the data statistical and systematic uncertainties added in quadrature. The shaded bands correspond to the statistical and theoretical uncertainties of the predictions added in quadrature. For the fixed-order predictions, the uncertainties in the hadronisation and MPI and flavour definition algorithm corrections are also added in quadrature to the total, while pure theory uncertainty of the predictions are shown as the range between the horizontal lines

and the Feynman- x variable x_F for events with at least one c -jet. A separate measurement is performed of the ratio of $Z + c$ -jets production cross-sections as a function of the p_T of the Z boson measured in two ranges of Z boson rapidity, central and forward. Finally, the differential cross-sections are measured as a function of the invariant mass of the two leading b -jets and as a function of the azimuthal angle difference between the two leading b -jets for events with at least two b -jets.

Measurements of the $Z + c$ -jets production cross-section are performed for the first time at the ATLAS experiment while the $Z + b$ -jets production measurements significantly improve on the precision of the previous ATLAS results [14]. Both types of measurements significantly extend to wider kinematic ranges compared to similar measurements performed at $\sqrt{s} = 13$ TeV by other experiments [16,23].

The measurements are compared with predictions from a variety of Monte Carlo generators. In general, the 5FS MGAMC+PY8 FxFX and SHERPA 2.2.11 predictions describe the $Z + b$ -jets data within the experimental and theory uncertainties whereas the 5FS SHERPA 2.2.11 predictions show larger theory uncertainties than MGAMC+PY8 FxFX. The MGAMC+PY8 ZBB 4FS (NLO) generator systematically underestimates the $Z + \geq 1$ b -jet distributions and does not provide a good description of the angular separation between the Z boson and the leading b -jet, but describes the $Z + \geq 2$ b -jets cross-sections. All generators underestimate the $Z + c$ -jet cross-sections: the 5FS MGAMC+PY8 FxFX and SHERPA 2.2.11 predictions underestimate the data for medium ranges of Z boson and c -jet p_T , whereas the MGAMC+PY8 ZCC 3FS (NLO) predictions systematically underestimate all kinematic $Z + c$ -jet regions by a large factor. The 5FS NNLO $Z + \geq 1$ b -jet predictions with flavour dressing show a similar performance as the 5FS multi-leg MGAMC+PY8 FxFX and SHERPA generators but predict a softer b -jet p_T spectrum than the data. The 5FS NNLO $Z + c$ -jet predictions underestimate the data cross-sections even more than their 5FS multi-leg counterparts. MGAMC+PY8 FxFX versions with PDFs with different IC content were compared to $Z + c$ -jet distributions and for a given observable no significant difference in the modelling between the various PDFs was found.

This measurement provides important input for the improvement of theoretical predictions and Monte Carlo generators of Z boson production in association with b -jets and c -jets, allowing a better quantitative understanding of perturbative QCD.

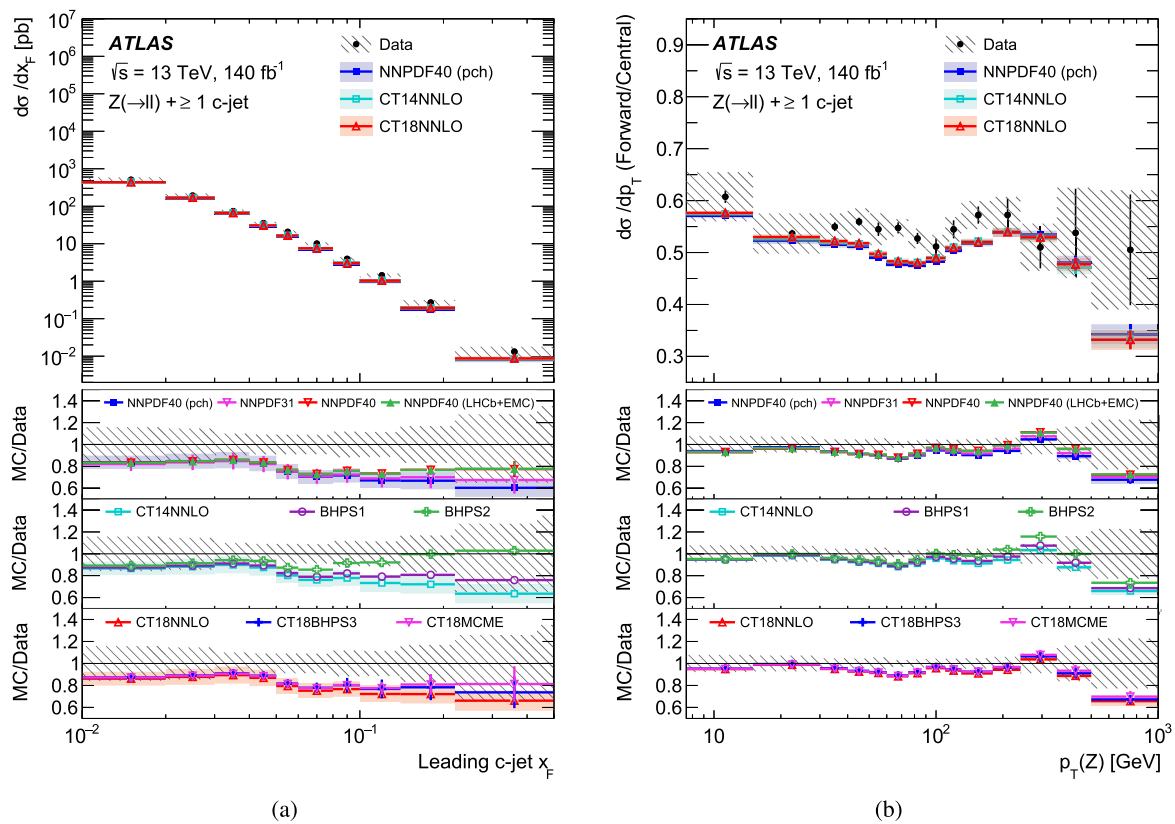


Fig. 14 Measured fiducial cross-section for $Z + \geq 1$ c-jet production as a function of **a** leading c-jet x_F and **b** $R(p_T(Z))$. The data are compared with the nominal MGMC+PY8 FxFx predictions and with those using the PDFs testing several IC models. The error bars corre-

spond to the statistical uncertainty, and the hatched bands to the data statistical and systematic uncertainties added in quadrature. The shaded bands correspond to the statistical and theoretical uncertainties of the predictions added in quadrature

Acknowledgements We thank CERN for the very successful operation of the LHC and its injectors, as well as the support staff at CERN and at our institutions worldwide without whom ATLAS could not be operated efficiently. The crucial computing support from all WLCG partners is acknowledged gratefully, in particular from CERN, the ATLAS Tier-1 facilities at TRIUMF/SFU (Canada), NDGF (Denmark, Norway, Sweden), CC-IN2P3 (France), KIT/GridKA (Germany), INFN-CNAF (Italy), NL-T1 (Netherlands), PIC (Spain), RAL (UK) and BNL (USA), the Tier-2 facilities worldwide and large non-WLCG resource providers. Major contributors of computing resources are listed in Ref. [97]. We gratefully acknowledge the support of ANPCyT, Argentina; YerPhI, Armenia; ARC, Australia; BMWF and FWF, Austria; ANAS, Azerbaijan; CNPq and FAPESP, Brazil; NSERC, NRC and CFL, Canada; CERN; ANID, Chile; CAS, MOST and NSFC, China; Minciencias, Colombia; MEYS CR, Czech Republic; DNR and DNSRC, Denmark; IN2P3-CNRS and CEA-DRF/IRFU, France; SRNSFG, Georgia; BMBF, HGF and MPG, Germany; GSRI, Greece; RGC and Hong Kong SAR, China; ISF and Benozio Center, Israel; INFN, Italy; MEXT and JSPS, Japan; CNRST, Morocco; NWO, Netherlands; RCN, Norway; MNiSW, Poland; FCT, Portugal; MNE/IFA, Romania; MESTD, Serbia; MSSR, Slovakia; ARRS and MIZŠ, Slovenia; DSI/NRF, South Africa; MICINN, Spain; SRC and Wallenberg Foundation, Sweden; SERI, SNSF and Cantons of Bern and Geneva, Switzerland; MOST, Taipei; TENMAK, Türkiye; STFC, United Kingdom; DOE and NSF, United States of America. Individual groups and members have received support from BCKDF, CANARIE, CRC and DRAC, Canada; PRIMUS 21/SCI/017, CERN-CZ and FORTE, Czech Republic; COST,

ERC, ERDF, Horizon 2020, ICSC-NextGenerationEU and Marie Skłodowska-Curie Actions, European Union; Investissements d’Avenir Labex, Investissements d’Avenir IDEX and ANR, France; DFG and AvH Foundation, Germany; Herakleitos, Thales and Aristeia programmes co-financed by EU-ESF and the Greek NSRF, Greece; BSF-NSF and MINERVA, Israel; Norwegian Financial Mechanism 2014-2021, Norway; NCN and NAWA, Poland; La Caixa Banking Foundation, CERCA Programme Generalitat de Catalunya and PROMETEO and GenT Programmes Generalitat Valenciana, Spain; Göran Gustafssons Stiftelse, Sweden; The Royal Society and Leverhulme Trust, United Kingdom. In addition, individual members wish to acknowledge support from CERN: European Organization for Nuclear Research (CERN PJAS); Chile: Agencia Nacional de Investigación y Desarrollo (FONDECYT 1190886, FONDECYT 1210400, FONDECYT 1230812, FONDECYT 1230987); China: Chinese Ministry of Science and Technology (MOST-2023YFA1605700), National Natural Science Foundation of China (NSFC-12175119, NSFC 12275265, NSFC-12075060); Czech Republic: Czech Science Foundation (GACR-24-11373S), Ministry of Education Youth and Sports (FORTE CZ.02.01.01/00/22_008/0004632), PRIMUS Research Programme (PRIMUS/21/SCI/017); EU: H2020 European Research Council (ERC - 101002463); European Union: European Research Council (ERC-948254, ERC 101089007), Horizon 2020 Framework Programme (MUCCA - CHIST-ERA-19-XAI-00), European Union, Future Artificial Intelligence Research (FAIR-NextGenerationEU PE00000013), Italian Center for High Performance Computing, Big Data and Quantum Computing (ICSC, NextGenerationEU); France: Agence Nationale de la Recherche (ANR-20-

CE31-0013, ANR-21-CE31-0013, ANR-21-CE31-0022), Investissements d'Avenir Labex (ANR-11-LABX-0012); Germany: Baden-Württemberg Stiftung (BW Stiftung-Postdoc Eliteprogramme), Deutsche Forschungsgemeinschaft (DFG-469666862, DFG-CR 312/5-2); Italy: Istituto Nazionale di Fisica Nucleare (ICSC, NextGenerationEU); Japan: Japan Society for the Promotion of Science (JSPS KAKENHI JP21H05085, JSPS KAKENHI JP22H01227, JSPS KAKENHI JP22H04944, JSPS KAKENHI JP22KK0227); Netherlands: Netherlands Organisation for Scientific Research (NWO Veni 2020 - VI.Veni.202.179); Norway: Research Council of Norway (RCN-314472); Poland: Polish National Agency for Academic Exchange (PPN/PPO/2020/1/00002/U/00001), Polish National Science Centre (NCN 2021/42/E/ST2/00350, NCN OPUS nr 2022/47/B/ST2/03059, NCN UMO-2019/34/E/ST2/00393, UMO-2020/37/B/ST2/01043, UMO-2021/40/C/ST2/00187, UMO-2022/47/O/ST2/00148, UMO-2023/49/B/ST2/04085); Slovenia: Slovenian Research Agency (ARIS grant J1-3010); Spain: Generalitat Valenciana (Artemisa, FEDER, IDIFEDER/2018/048), Ministry of Science and Innovation (MCIN & NextGenEU PCI2022-135018-2, MICIN & FEDER PID2021-125273NB, RYC2019-028510-I, RYC2020-030254-I, RYC2021-031273-I, RYC2022-038164-I), PROMETEO and GenT Programmes Generalitat Valenciana (CIDEGENT/2019/023, CIDEGENT/2019/027); Sweden: Swedish Research Council (Swedish Research Council 2023-04654, VR 2018-00482, VR 2022-03845, VR 2022-04683, VR 2023-03403, VR grant 2021-03651), Knut and Alice Wallenberg Foundation (KAW 2018.0157, KAW 2018.0458, KAW 2019.0447, KAW 2022.0358); Switzerland: Swiss National Science Foundation (SNSF-PCEFP2_194658); United Kingdom: Leverhulme Trust (Leverhulme Trust RPG-2020-004), Royal Society (NIF-R1-231091); United States of America: U.S. Department of Energy (ECA DE-AC02-76SF00515), Neubauer Family Foundation. We thank R. Gauld (MPI Munich) and the NNLOJET developers for providing NLO $Z + b$ 5FS and $Z + c4FS$ predictions with $MGaMC + Py8$ as well as NLO and NNLO fixed-order predictions [3] in the fiducial phase space of the analysis, and for helpful discussions.

Data Availability Statement This manuscript has no associated data. [Author's comment: The analysed data is going to be available at the following link, although final validation checks are in progress: <https://www.hepdata.net/record/151815>.]

Code Availability Statement This manuscript has no associated code/software. [Author's comment: Code/Software sharing not applicable to this article has no code/software was generated or analysed during the current study.].

Open Access This article is licensed under a Creative Commons Attribution 4.0 International License, which permits use, sharing, adaptation, distribution and reproduction in any medium or format, as long as you give appropriate credit to the original author(s) and the source, provide a link to the Creative Commons licence, and indicate if changes were made. The images or other third party material in this article are included in the article's Creative Commons licence, unless indicated otherwise in a credit line to the material. If material is not included in the article's Creative Commons licence and your intended use is not permitted by statutory regulation or exceeds the permitted use, you will need to obtain permission directly from the copyright holder. To view a copy of this licence, visit <http://creativecommons.org/licenses/by/4.0/>.
Funded by SCOAP³.

References

1. F. Maltoni, G. Ridolfi, M. Ubiali, b-initiated processes at the LHC: a reappraisal. *JHEP* **07**, 022 (2012). [arXiv:1203.6393](https://arxiv.org/abs/1203.6393) [hep-ph]
2. R. Gauld, A. Huss, G. Stagnitto, Flavor identification of reconstructed hadronic jets. *Phys. Rev. Lett.* **130**, 161901 (2023). [arXiv:2208.11138](https://arxiv.org/abs/2208.11138) [hep-ph]
3. R. Gauld et al., NNLO QCD predictions for Z-boson production in association with a charm jet within the LHCb fiducial region. *Eur. Phys. J. C* **83**, 336 (2023). [arXiv:2302.12844](https://arxiv.org/abs/2302.12844) [hep-ph]
4. M. Czakon, A. Mitov, R. Poncelet, Infrared-safe flavoured anti- k_T jets. *JHEP* **04**, 138 (2023). [arXiv:2205.11879](https://arxiv.org/abs/2205.11879) [hep-ph]
5. S. Caletti, A.J. Larkoski, S. Marzani, D. Reichelt, Practical jet flavour through NNLO. *Eur. Phys. J. C* **82**, 632 (2022). [arXiv:2205.01109](https://arxiv.org/abs/2205.01109) [hep-ph]
6. CDF Collaboration, Measurement of cross sections for b jet production in events with a Z boson in $p\bar{p}$ collisions at $\sqrt{s} = 1.96$ TeV. *Phys. Rev. D* **79**, 052008 (2009). [arXiv:0812.4458](https://arxiv.org/abs/0812.4458) [hep-ex]
7. D0 Collaboration, Measurement of the ratio of differential cross sections $\sigma(p\bar{p} \rightarrow Z + bjet)/\sigma(p\bar{p} \rightarrow Z + bjet)$ in $p\bar{p}$ collisions at $\sqrt{s} = 1.96$ TeV. *Phys. Rev. D* **87**, 092010 (2013). [arXiv:1301.2233](https://arxiv.org/abs/1301.2233) [hep-ex]
8. ATLAS Collaboration, Measurement of differential production cross-sections for a Z boson in association with b-jets in 7 TeV proton-proton collisions with the ATLAS detector. *JHEP* **10**, 141 (2014). [arXiv:1407.3643](https://arxiv.org/abs/1407.3643) [hep-ex]
9. CMS Collaboration, Measurement of the production cross sections for a Z boson and one or more b jets in pp collisions at $\sqrt{s} = 7$ TeV. *JHEP* **06**, 120 (2014). [arXiv:1402.1521](https://arxiv.org/abs/1402.1521) [hep-ex]
10. CMS Collaboration, Measurement of the cross section and angular correlations for associated production of a Z boson with .. hadrons in pp collisions at $\sqrt{s} = 7$ TeV. *JHEP* **12**, 039 (2013). [arXiv:1310.1349](https://arxiv.org/abs/1310.1349) [hep-ex]
11. CMS Collaboration, Measurement of the $Z/\gamma^* + b$ -jet cross section in pp collisions at $\sqrt{s} = 7$ TeV. *JHEP* **06**, 126 (2012). [arXiv:1204.1643](https://arxiv.org/abs/1204.1643) [hep-ex]
12. R. Aaij et al., Measurement of the Z+b-jet cross-section in pp collisions at $\sqrt{s} = 7$ TeV in the forward region. *JHEP* **01**, 064 (2015). [arXiv:1411.1264](https://arxiv.org/abs/1411.1264) [hep-ex]
13. CMS Collaboration, Measurements of the associated production of a Z boson and b jets in pp collisions at $\sqrt{s} = 8$ TeV. *Eur. Phys. J. C* **77**, 751 (2017). [arXiv:1611.06507](https://arxiv.org/abs/1611.06507) [hep-ex]
14. ATLAS Collaboration, Measurements of the production cross-section for a Z boson in association with b-jets in proton-proton collisions at $\sqrt{s} = 13$ TeV with the ATLAS detector. *JHEP* **07**, 044 (2020). [arXiv:2003.11960](https://arxiv.org/abs/2003.11960) [hep-ex]
15. ATLAS Collaboration, Measurement of cross sections for production of a Z boson in association with a flavor-inclusive or doubly b-tagged large-radius jet in proton-proton collisions at $\sqrt{s} = 13$ TeV with the ATLAS experiment. *Phys. Rev. D* **108**, 012022 (2023). [arXiv:2204.12355](https://arxiv.org/abs/2204.12355) [hep-ex]
16. CMS Collaboration, Measurement of the production cross section for Z + b jets in proton-proton collisions at $\sqrt{s} = 13$ TeV. *Phys. Rev. D* **105**, 092014 (2022). [arXiv:2112.09659](https://arxiv.org/abs/2112.09659) [hep-ex]
17. S. Brodsky, P. Hoyer, C. Peterson, N. Sakai, The intrinsic charm of the proton. *Phys. Lett. B* **93**, 451 (1980)
18. S.J. Brodsky, C. Peterson, N. Sakai, Intrinsic heavy-quark states. *Phys. Rev. D* **23**, 2745 (1981)
19. R.D. Ball et al., A Determination of the charm content of the proton. *Eur. Phys. J. C* **76**, 647 (2016). [arXiv:1605.06515](https://arxiv.org/abs/1605.06515) [hep-ph]
20. T.-J. Hou et al., CT14 intrinsic charm parton distribution functions from CTEQ-TEA global analysis. *JHEP* **02**, 059 (2018). [arXiv:1707.00657](https://arxiv.org/abs/1707.00657) [hep-ph]

21. V. Bednyakov, M. Demichev, G. Lykasov, T. Stavreva, M. Stockton, Searching for intrinsic charm in the proton at the LHC. *Phys. Lett. B* **728**, 602 (2014). [arXiv:1305.3548](#) [hep-ph]
22. P.-H. Beauchemin, V. Bednyakov, G. Lykasov, Y.Y. Stepanenko, Search for intrinsic charm in vector boson production accompanied by heavy-flavor jets. *Phys. Rev. D* **92**, 034014 (2015). [arXiv:1410.2616](#) [hep-ph]
23. CMS Collaboration, Measurement of differential cross sections for Z bosons produced in association with charm jets in pp collisions at $\sqrt{s} = 13$ TeV. *JHEP* **04**, 109 (2021). [arXiv:2012.04119](#) [hep-ex]
24. LHCb Collaboration, Study of Z bosons produced in association with charm in the forward region. *Phys. Rev. Lett.* **128**, 082001 (2022). [arXiv:2109.08084](#) [hep-ex]
25. NNPDF Collaboration, Evidence for intrinsic charm quarks in the proton. *Nature* **608**, 483 (2022). [arXiv:2208.08372](#) [hep-ph]
26. R.P. Feynman, Very high-energy collisions of hadrons. *Phys. Rev. Lett.* **23**, 1415 (1969). (ed. by **L. M. Brown**)
27. ATLAS Collaboration, The ATLAS Experiment at the CERN large hadron collider, JINST 3 S08003 (2008)
28. ATLAS Collaboration, ATLAS Insertable B-Layer: Technical Design Report, ATLAS-TDR-19; CERN-LHCC-2010-013 (2010). <https://cds.cern.ch/record/1291633>. Addendum: ATLAS-TDR-19-ADD-1 CERN-LHCC-2012-009 (2012). <https://cds.cern.ch/record/1451888>
29. B. Abbott et al., Production and integration of the ATLAS insertable B-Layer. *JINST* **13**, T05008 (2018). [arXiv:1803.00844](#) [physics.ins-det]
30. G. Avoni et al., The new LUCID-2 detector for luminosity measurement and monitoring in ATLAS. *JINST* **13**, P07017 (2018)
31. ATLAS Collaboration, Performance of the ATLAS trigger system in 2015. *Eur. Phys. J. C* **77**, 317 (2017). [arXiv:1611.09661](#) [hep-ex]
32. ATLAS Collaboration, The ATLAS Collaboration software and firmware, ATL-SOFT-PUB-2021-001, 2021. <https://cds.cern.ch/record/2767187>
33. ATLAS Collaboration, Luminosity determination in pp collisions at $\sqrt{s} = 13$ TeV using the ATLAS detector at the LHC. *Eur. Phys. J. C* **83**, 982 (2023). [arXiv:2212.09379](#) [hep-ex]
34. ATLAS Collaboration, Performance of electron and photon triggers in ATLAS during LHC Run 2. *Eur. Phys. J. C* **80**, 47 (2020). [arXiv:1909.00761](#) [hep-ex]
35. ATLAS Collaboration, Performance of the ATLAS muon triggers in Run 2. *JINST* **15**, P09015 (2020). [arXiv:2004.13447](#) [physics.ins-det]
36. ATLAS Collaboration, The ATLAS inner detector trigger performance in pp collisions at 13 TeV during LHC Run 2. *Eur. Phys. J. C* **82**, 206 (2022). [arXiv:2107.02485](#) [hep-ex]
37. ATLAS Collaboration, The ATLAS simulation infrastructure. *Eur. Phys. J. C* **70**, 823 (2010). [arXiv:1005.4568](#) [physics.ins-det]
38. S. Agostinelli et al., GEANT4—a simulation toolkit. *Nucl. Instrum. Methods A* **506**, 250 (2003)
39. T. Sjöstrand, S. Mrenna, P. Skands, A brief introduction to PYTHIA 8.1. *Comput. Phys. Commun.* **178**, 852 (2008). [arXiv:0710.3820](#) [hep-ph]
40. ATLAS Collaboration, The Pythia 8 A3 tune description of ATLAS minimum bias and inelastic measurements incorporating the Donnachie–Landshoff diffractive model, ATL-PHYS-PUB-2016-017 (2016). <https://cds.cern.ch/record/2206965>
41. R.D. Ball et al., Parton distributions with LHC data. *Nucl. Phys. B* **867**, 244 (2013). [arXiv:1207.1303](#) [hep-ph]
42. J. Alwall et al., The automated computation of tree-level and next-to-leading order differential cross sections, and their matching to parton shower simulations. *JHEP* **07**, 079 (2014). [arXiv:1405.0301](#) [hep-ph]
43. T. Sjöstrand et al., An introduction to PYTHIA 8.2. *Comput. Phys. Commun.* **191**, 159 (2015). [arXiv:1410.3012](#) [hep-ph]
44. R. Frederix, S. Frixione, Merging meets matching in MC@NLO. *JHEP* **12**, 061 (2012). [arXiv:1209.6215](#) [hep-ph]
45. ATLAS Collaboration, Modelling and computational improvements to the simulation of single vector-boson plus jet processes for the ATLAS experiment. *JHEP* **08**, 089 (2022). [arXiv:2112.09588](#) [hep-ex]
46. ATLAS Collaboration, ATLAS Pythia 8 tunes to 7 TeV data, ATL-PHYS-PUB-2014-021 (2014). <https://cds.cern.ch/record/1966419>
47. R.D. Ball et al., Parton distributions from high-precision collider data. *Eur. Phys. J. C* **77**, 663 (2017). [arXiv:1706.00428](#) [hep-ph]
48. T. Gleisberg, S. Höche, Comix, a new matrix element generator. *JHEP* **12**, 039 (2008). [arXiv:0808.3674](#) [hep-ph]
49. F. Buccioni et al., OpenLoops 2. *Eur. Phys. J. C* **79**, 866 (2019). [arXiv:1907.13071](#) [hep-ph]
50. F. Cascioli, P. Maierhöfer, S. Pozzorini, scattering amplitudes with open loops. *Phys. Rev. Lett.* **108**, 111601 (2012). [arXiv:1111.5206](#) [hep-ph]
51. A. Denner, S. Dittmaier, L. Hofer, Collier: a Fortran-based complex one-loop library in extended regularizations. *Comput. Phys. Commun.* **212**, 220 (2017). [arXiv:1604.06792](#) [hep-ph]
52. S. Schumann, F. Krauss, A parton shower algorithm based on Catani–Seymour dipole factorisation. *JHEP* **03**, 038 (2008). [arXiv:0709.1027](#) [hep-ph]
53. J.-C. Winter, F. Krauss, G. Soff, A modified cluster-hadronization model. *Eur. Phys. J. C* **36**, 381 (2004). [arXiv:hep-ph/0311085](#)
54. NNPDF Collaboration, R.D. Ball et al., Parton distributions for the LHC Run II. *JHEP* **04**, 040 (2015). [arXiv:1410.8849](#) [hep-ph]
55. S. Höche, F. Krauss, M. Schönherr, F. Siegert, A critical appraisal of NLO+PS matching methods. *JHEP* **09**, 049 (2012). [arXiv:1111.1220](#) [hep-ph]
56. S. Höche, F. Krauss, M. Schönherr, F. Siegert, QCD matrix elements + parton showers. The NLO case. *JHEP* **04**, 027 (2013). [arXiv:1207.5030](#) [hep-ph]
57. S. Catani, F. Krauss, B.R. Webber, R. Kuhn, QCD matrix elements + parton showers. *JHEP* **11**, 063 (2001). [arXiv:hep-ph/0109231](#)
58. S. Höche, F. Krauss, S. Schumann, F. Siegert, QCD matrix elements and truncated showers. *JHEP* **05**, 053 (2009). [arXiv:0903.1219](#) [hep-ph]
59. S. Frixione, G. Ridolfi, P. Nason, A positive-weight next-to-leading-order Monte Carlo for heavy flavour hadroproduction. *JHEP* **09**, 126 (2007). [arXiv:0707.3088](#) [hep-ph]
60. P. Nason, A new method for combining NLO QCD with shower Monte Carlo algorithms. *JHEP* **11**, 040 (2004). [arXiv:hep-ph/0409146](#)
61. S. Frixione, P. Nason, C. Oleari, Matching NLO QCD computations with parton shower simulations: the POWHEG method. *JHEP* **11**, 070 (2007). [arXiv:0709.2092](#) [hep-ph]
62. S. Alioli, P. Nason, C. Oleari, E. Re, A general framework for implementing NLO calculations in shower Monte Carlo programs: the POWHEG BOX. *JHEP* **06**, 043 (2010). [arXiv:1002.2581](#) [hep-ph]
63. ATLAS Collaboration, Studies on top-quark Monte Carlo modelling for Top2016, ATL-PHYS-PUB-2016-020 (2016). <https://cds.cern.ch/record/2216168>
64. M. Beneke, P. Falgari, S. Klein, C. Schwinn, Hadronic top-quark pair production with NNLL threshold resummation. *Nucl. Phys. B* **855**, 695 (2012). [arXiv:1109.1536](#) [hep-ph]
65. M. Cacciari, M. Czakon, M. Mangano, A. Mitov, P. Nason, Top-pair production at hadron colliders with next-to-next-to-leading logarithmic soft-gluon resummation. *Phys. Lett. B* **710**, 612 (2012). [arXiv:1111.5869](#) [hep-ph]
66. P. Bärnreuther, M. Czakon, A. Mitov, Percent-level-precision physics at the tevatron: next-to-next-to-leading order QCD corrections to $q\bar{q} \rightarrow t\bar{t} + X$. *Phys. Rev. Lett.* **109**, 132001 (2012). [arXiv:1204.5201](#) [hep-ph]


67. M. Czakon, A. Mitov, NNLO corrections to top-pair production at hadron colliders: the all-fermionic scattering channels. *JHEP* **12**, 054 (2012). [arXiv:1207.0236](#) [hep-ph]
68. M. Czakon, A. Mitov, NNLO corrections to top pair production at hadron colliders: the quark-gluon reaction. *JHEP* **01**, 080 (2013). [arXiv:1210.6832](#) [hep-ph]
69. M. Czakon, P. Fiedler, A. Mitov, Total top-quark pair-production cross section at hadron colliders through $O(\alpha_s^4)$. *Phys. Rev. Lett.* **110**, 252004 (2013). [arXiv:1303.6254](#) [hep-ph]
70. M. Czakon, A. Mitov, Top++: a program for the calculation of the top-pair cross-section at hadron colliders. *Comput. Phys. Commun.* **185**, 2930 (2014). [arXiv:1112.5675](#) [hep-ph]
71. S. Frixione, E. Laenen, P. Motylinski, B.R. Webber, C.D. White, Single-top hadroproduction in association with a W boson. *JHEP* **07**, 029 (2008). [arXiv:0805.3067](#) [hep-ph]
72. E. Bothmann et al., Event Generation with Sherpa 2.2. *SciPost Phys.* **7**, 034 (2019). [arXiv:1905.09127](#) [hep-ph]
73. J. Butterworth et al., PDF4LHC recommendations for LHC Run II. *J. Phys. G* **43**, 023001 (2016). [arXiv:1510.03865](#) [hep-ph]
74. NNPDF Collaboration, R.D. Ball et al., The path to proton structure at 1% accuracy. *Eur. Phys. J. C* **82**, 428 (2022). [arXiv:2109.02653](#) [hep-ph]
75. J.J. Aubert et al., Production of charmed particles in 250-GeV μ^+ -iron interactions. *Nucl. Phys. B* **213**, 31 (1983)
76. M. Guzzi et al., The persistent nonperturbative charm enigma. *Phys. Lett. B* **843**, 137975 (2023). [arXiv:2211.01387](#) [hep-ph]
77. J. Blümlein, A kinematic condition on intrinsic charm. *Phys. Lett. B* **753**, 619 (2016). [arXiv:1511.00229](#) [hep-ph]
78. T.J. Hobbs, J.T. Londergan, W. Melnitchouk, Phenomenology of nonperturbative charm in the nucleon. *Phys. Rev. D* **89**, 074008 (2014). [arXiv:1311.1578](#) [hep-ph]
79. J. Butterworth, G. Dissertori, S. Dittmaier, D. de Florian, N. Glover et al., Les Houches 2013: physics at TeV colliders: standard model working group report (2014). [arXiv:1405.1067](#) [hep-ph]
80. ATLAS Collaboration, ATLAS data quality operations and performance for 2015–2018 data-taking, JINST 15 P04003 (2020). [arXiv:1911.04632](#) [physics.ins-det]
81. ATLAS Collaboration, Vertex reconstruction performance of the ATLAS detector at $\sqrt{s} = 13$ TeV, ATL-PHYS-PUB-2015-026 (2015). <https://cds.cern.ch/record/2037717>
82. ATLAS Collaboration, Electron and photon performance measurements with the ATLAS detector using the 2015–2017 LHC proton-proton collision data, JINST 14 P12006 (2019). [arXiv:1908.00005](#) [hep-ex]
83. ATLAS Collaboration, Muon reconstruction performance of the ATLAS detector in proton–proton collision data at $\sqrt{s} = 13$ TeV. *Eur. Phys. J. C* **76**, 292 (2016). [arXiv:1603.05598](#) [hep-ex]
84. ATLAS Collaboration, Muon reconstruction and identification efficiency in ATLAS using the full Run 2 pp collisions data set at $\sqrt{s} = 13$ TeV. *Eur. Phys. J. C* **81**, 578 (2021). [arXiv:2012.00578](#) [hep-ex]
85. M. Cacciari, G.P. Salam, G. Soyez, The *anti- k_r* jet clustering algorithm. *JHEP* **04**, 063 (2008). [arXiv:0802.1189](#) [hep-ph]
86. M. Cacciari, G.P. Salam, G. Soyez, FastJet user manual. *Eur. Phys. J. C* **72**, 1896 (2012). [arXiv:1111.6097](#) [hep-ph]
87. ATLAS Collaboration, Jet reconstruction and performance using particle flow with the ATLAS detector. *Eur. Phys. J. C* **77**, 466 (2017). [arXiv:1703.10485](#) [hep-ex]
88. ATLAS Collaboration, Jet energy scale measurements and their systematic uncertainties in proton–proton collisions at $\sqrt{s} = 13$ TeV with the ATLAS detector. *Phys. Rev. D* **96**, 072002 (2017). [arXiv:1703.09665](#) [hep-ex]
89. ATLAS Collaboration, Performance of pile-up mitigation techniques for jets in pp collisions at $\sqrt{s} = 8$ TeV using the ATLAS detector. *Eur. Phys. J. C* **76**, 581 (2016). [arXiv:1510.03823](#) [hep-ex]
90. ATLAS Collaboration, ATLAS flavour-tagging algorithms for the LHC Run 2 pp collisions dataset. *Eur. Phys. J. C* **83**, 681 (2023). [arXiv:2211.16345](#) [physics.data-an]
91. ATLAS Collaboration, E_T^{miss} performance in the ATLAS detector using 2015–2016 LHC pp collisions, ATLAS-CONF-2018-023 (2018). <https://cds.cern.ch/record/2625233>
92. G. D’Agostini, A multidimensional unfolding method based on Bayes’ theorem. *Nucl. Instrum. Methods A* **362**, 487 (1995)
93. ATLAS Collaboration, The performance of missing transverse momentum reconstruction and its significance with the ATLAS detector using $140 fb^{-1}$ of $\sqrt{s} = 13$ TeV collisions (2024). [arXiv:2402.05858](#) [hep-ex]
94. ATLAS Collaboration, ATLAS b -jet identification performance and efficiency measurement with $t\bar{t}$ events in pp collisions at $\sqrt{s} = 13$ TeV. *Eur. Phys. J. C* **79**, 970 (2019). [arXiv:1907.05120](#) [hep-ex]
95. ATLAS Collaboration, Measurement of the c -jet mistagging efficiency in $t\bar{t}$ events using pp collision data at $\sqrt{s} = 13$ TeV collected with the ATLAS detector. *Eur. Phys. J. C* **82**, 95 (2022). [arXiv:2109.10627](#) [hep-ex]
96. ATLAS Collaboration, Calibration of the light-flavour jet mistagging efficiency of the b -tagging algorithms with Z +jets events using $139 fb^{-1}$ of ATLAS proton-proton collision data at $\sqrt{s} = 13$ TeV. *Eur. Phys. J. C* **83**, 728 (2023). [arXiv:2301.06319](#) [hep-ex]
97. ATLAS Collaboration, ATLAS computing acknowledgements, ATL-SOFT-PUB-2023-001 (2023). <https://cds.cern.ch/record/2869272>

ATLAS Collaboration*

G. Aad¹⁰³, E. Aakvaag¹⁶, B. Abbott¹²¹, S. Abdelhameed^{117a}, K. Abeling⁵⁵, N. J. Abicht⁴⁹, S. H. Abidi²⁹, M. Aboelela⁴⁴, A. Aboulhorma^{35e}, H. Abramowicz¹⁵², H. Abreu¹⁵¹, Y. Abulaiti¹¹⁸, B. S. Acharya^{69a,69b,k}, A. Ackermann^{63a}, C. Adam Bourdarios⁴, L. Adamczyk^{86a}, S. V. Addepalli²⁶, M. J. Addison¹⁰², J. Adelman¹¹⁶, A. Adiguzel^{21c}, T. Adye¹³⁵, A. A. Affolder¹³⁷, Y. Afik³⁹, M. N. Agaras¹³, J. Agarwala^{73a,73b}, A. Aggarwal¹⁰¹, C. Agheorghiesei^{27c}, A. Ahmad³⁶, F. Ahmadov^{38,x}, W. S. Ahmed¹⁰⁵, S. Ahuja⁹⁶, X. Ai^{62e}, G. Aielli^{76a,76b}, A. Aikot¹⁶⁴, M. Ait Tamlihat^{35e}, B. Aitbenkhik^{35a}, M. Akbiyik¹⁰¹, T. P. A. Åkesson⁹⁹, A. V. Akimov³⁷, D. Akiyama¹⁶⁹, N. N. Akolkar²⁴, S. Aktas^{21a}, K. Al Khoury⁴¹, G. L. Alberghi^{23b}, J. Albert¹⁶⁶, P. Albicocco⁵³, G. L. Albouy⁶⁰, S. Alderweireldt⁵², Z. L. Alegria¹²², M. Aleksa³⁶, I. N. Aleksandrov³⁸, C. Alexa^{27b}, T. Alexopoulos¹⁰, F. Alfonsi^{23b}, M. Algren⁵⁶, M. Alhroob¹⁶⁸, B. Ali¹³³, H. M. J. Ali⁹², S. Ali³¹, S. W. Alibocus⁹³, M. Aliev^{33c}, G. Alimonti^{71a}, W. Alkakh⁵⁵, C. Allaire⁶⁶, B. M. M. Allbrooke¹⁴⁷, J. F. Allen⁵², C. A. Allendes Flores^{138f}, P. P. Allport²⁰, A. Aloisio^{72a,72b}, F. Alonso⁹¹, C. Alpigiani¹³⁹, Z. M. K. Alsolami⁹², M. Alvarez Estevez¹⁰⁰, A. Alvarez Fernandez¹⁰¹, M. Alves Cardoso⁵⁶, M. G. Alvigi^{72a,72b}, M. Aly¹⁰², Y. Amaral Coutinho^{83b}, A. Ambler¹⁰⁵, C. Amelung³⁶, M. Ameri¹⁰², C. G. Ames¹¹⁰, D. Amidei¹⁰⁷, K. J. Amirie¹⁵⁶, S. P. Amor Dos Santos^{131a}, K. R. Amos¹⁶⁴, S. An⁸⁴, V. Ananiev¹²⁶, C. Anastopoulos¹⁴⁰, T. Andeen¹¹, J. K. Anders³⁶, S. Y. Andrean^{47a,47b}, A. Andreazza^{71a,71b}, S. Angelidakis⁹, A. Angerami^{41,z}, A. V. Anisenkov³⁷, A. Annovi^{74a}, C. Antel⁵⁶, E. Antipov¹⁴⁶, M. Antonelli⁵³, F. Anulli^{75a}, M. Aoki⁸⁴, T. Aoki¹⁵⁴, M. A. Aparo¹⁴⁷, L. Aperio Bella⁴⁸, C. Appelt¹⁸, A. Apyan²⁶, S. J. Arbiol Val⁸⁷, C. Arcangeletti⁵³, A. T. H. Arce⁵¹, E. Arena⁹³, J-F. Arguin¹⁰⁹, S. Argyropoulos⁵⁴, J.-H. Arling⁴⁸, O. Arnaez⁴, H. Arnold¹⁴⁶, G. Artoni^{75a,75b}, H. Asada¹¹², K. Asai¹¹⁹, S. Asai¹⁵⁴, N. A. Asbah³⁶, R. A. Ashby Pickering¹⁶⁸, K. Assamagan²⁹, R. Astalos^{28a}, K. S. V. Astrand⁹⁹, S. Atashi¹⁶⁰, R. J. Atkin^{33a}, M. Atkinson¹⁶³, H. Atmani^{35f}, P. A. Atmasiddha¹²⁹, K. Augsten¹³³, S. Auricchio^{72a,72b}, A. D. Auriol²⁰, V. A. Austrup¹⁰², G. Avolio³⁶, K. Axiotis⁵⁶, G. Azuelos^{109,ad}, D. Babal^{28b}, H. Bachacou¹³⁶, K. Bachas^{153,o}, A. Bachi³⁴, F. Backman^{47a,47b}, A. Badea³⁹, T. M. Baer¹⁰⁷, P. Bagnaia^{75a,75b}, M. Bahmani¹⁸, D. Bahner⁵⁴, K. Bai¹²⁴, J. T. Baines¹³⁵, L. Baines⁹⁵, O. K. Baker¹⁷³, E. Bakos¹⁵, D. Bakshi Gupta⁸, V. Balakrishnan¹²¹, R. Balasubramanian¹¹⁵, E. M. Baldwin³⁷, P. Balek^{86a}, E. Ballabene^{23a,23b}, F. Balli¹³⁶, L. M. Baltes^{63a}, W. K. Balunas³², J. Balz¹⁰¹, I. Bamwidi^{117b}, E. Banas⁸⁷, M. Bandieramonte¹³⁰, A. Bandyopadhyay²⁴, S. Bansal²⁴, L. Barak¹⁵², M. Barakat⁴⁸, E. L. Barberio¹⁰⁶, D. Barberis^{57a,57b}, M. Barbero¹⁰³, M. Z. Barel¹¹⁵, K. N. Barends^{33a}, T. Barillari¹¹¹, M-S. Barisits³⁶, T. Barklow¹⁴⁴, P. Baron¹²³, D. A. Baron Moreno¹⁰², A. Baroncelli^{62a}, G. Barone²⁹, A. J. Barr¹²⁷, J. D. Barr⁹⁷, F. Barreiro¹⁰⁰, J. Barreiro Guimarães da Costa^{14a}, U. Barron¹⁵², M. G. Barros Teixeira^{131a}, S. Barsov³⁷, F. Bartels^{63a}, R. Bartoldus¹⁴⁴, A. E. Barton⁹², P. Bartos^{28a}, A. Basan¹⁰¹, M. Baselga⁴⁹, A. Bassalat^{66,b}, M. J. Basso^{157a}, R. Bate¹⁶⁵, R. L. Bates⁵⁹, S. Batlamous¹⁰⁰, B. Batool¹⁴², M. Battaglia¹³⁷, D. Battulga¹⁸, M. Baucé^{75a,75b}, M. Bauer³⁶, P. Bauer²⁴, L. T. Bazzano Hurrell³⁰, J. B. Beacham⁵¹, T. Beau¹²⁸, J. Y. Beaucamp⁹¹, P. H. Beauchemin¹⁵⁹, P. Bechtel²⁴, H. P. Beck^{19,n}, K. Becker¹⁶⁸, A. J. Beddall⁸², V. A. Bednyakov³⁸, C. P. Bee¹⁴⁶, L. J. Beemster¹⁵, T. A. Beermann³⁶, M. Begalli^{83d}, M. Begel²⁹, A. Behera¹⁴⁶, J. K. Behr⁴⁸, J. F. Beirer³⁶, F. Beisiegel²⁴, M. Belfkir^{117b}, G. Bella¹⁵², L. Bellagamba^{23b}, A. Bellerive³⁴, P. Bellos²⁰, K. Beloborodov³⁷, D. Benckekroun^{35a}, F. Bendebba^{35a}, Y. Benhammou¹⁵², K. C. Benkendorfer⁶¹, L. Beresford⁴⁸, M. Beretta⁵³, E. Bergeas Kuutmann¹⁶², N. Berger⁴, B. Bergmann¹³³, J. Beringer^{17a}, G. Bernardi⁵, C. Bernius¹⁴⁴, F. U. Bernlochner²⁴, F. Bernon^{36,103}, A. Berrocal Guardia¹³, T. Berry⁹⁶, P. Berta¹³⁴, A. Berthold⁵⁰, S. Bethke¹¹¹, A. Betti^{75a,75b}, A. J. Bevan⁹⁵, N. K. Bhalla⁵⁴, S. Bhatta¹⁴⁶, D. S. Bhattacharya¹⁶⁷, P. Bhattarai¹⁴⁴, K. D. Bhide⁵⁴, V. S. Bhopatkar¹²², R. M. Bianchi¹³⁰, G. Bianco^{23a,23b}, O. Biebel¹¹⁰, R. Bielski¹²⁴, M. Biglietti^{77a}, C. S. Billingsley⁴⁴, M. Bindi⁵⁵, A. Bingul^{21b}, C. Bini^{75a,75b}, A. Biondini⁹³, G. A. Bird³², M. Birman¹⁷⁰, M. Biros¹³⁴, S. Biryukov¹⁴⁷, T. Bisanz⁴⁹, E. Bisceglie^{43a,43b}, J. P. Biswal¹³⁵, D. Biswas¹⁴², I. Bloch⁴⁸, A. Blue⁵⁹, U. Blumenschein⁹⁵, J. Blumenthal¹⁰¹, V. S. Bobrovnikov³⁷, L. Boccardo^{57a}, M. Boehler⁵⁴, B. Boehm¹⁶⁷, D. Bogavac³⁶, A. G. Bogdanchikov³⁷, C. Böhm^{47a}, V. Boisvert⁹⁶, P. Bokan³⁶, T. Bold^{86a}, M. Bomben⁵, M. Bona⁹⁵, M. Boonekamp¹³⁶, C. D. Booth⁹⁶, A. G. Borbély⁵⁹, I. S. Bordulev³⁷, H. M. Borecka-Bielska¹⁰⁹, G. Borissov⁹², D. Bortoletto¹²⁷, D. Boscherini^{23b}, M. Bosman¹³, J. D. Bossio Sola³⁶, K. Bouaouda^{35a}, N. Bouchhar¹⁶⁴, L. Boudet⁴, J. Boudreau¹³⁰, E. V. Bouhova-Thacker⁹², D. Boumediene⁴⁰, R. Bouquet^{57a,57b}, A. Boveia¹²⁰, J. Boyd³⁶, D. Boye²⁹, I. R. Boyko³⁸, L. Bozianu⁵⁶, J. Bracik²⁰, N. Brahimi⁴, G. Brandt¹⁷², O. Brandt³², F. Braren⁴⁸, B. Brau¹⁰⁴, J. E. Brau¹²⁴, R. Brenner¹⁷⁰, L. Brenner¹¹⁵, R. Brenner¹⁶²

S. Bressler¹⁷⁰ , D. Britton⁵⁹ , D. Britzger¹¹¹ , I. Brock²⁴ , G. Brooijmans⁴¹ , E. Brost²⁹ , L. M. Brown¹⁶⁶ , L. E. Bruce⁶¹ , T. L. Bruckler¹²⁷ , P. A. Bruckman de Renstrom⁸⁷ , B. Brüers⁴⁸ , A. Bruni^{23b} , G. Bruni^{23b} , M. Bruschi^{23b} , N. Bruscino^{75a,75b} , T. Buanes¹⁶ , Q. Buat¹³⁹ , D. Buchin¹¹¹ , A. G. Buckley⁵⁹ , O. Bulekov³⁷ , B. A. Bullard¹⁴⁴ , S. Burdin⁹³ , C. D. Burgard⁴⁹ , A. M. Burger³⁶ , B. Burghgrave⁸ , O. Burlayenko⁵⁴ , J. T. P. Burr³² , J. C. Burzynski¹⁴³ , E. L. Busch⁴¹ , V. Büscher¹⁰¹ , P. J. Bussey⁵⁹ , J. M. Butler²⁵ , C. M. Buttar⁵⁹ , J. M. Butterworth⁹⁷ , W. Buttinger¹³⁵ , C. J. Buxo Vazquez¹⁰⁸ , A. R. Buzykaev³⁷ , S. Cabrera Urbán¹⁶⁴ , L. Cadamuro⁶⁶ , D. Caforio⁵⁸ , H. Cai¹³⁰ , Y. Cai^{14a,14e} , Y. Cai^{14c} , V. M. M. Cairo³⁶ , O. Cakir^{3a} , N. Calace³⁶ , P. Calafiura^{17a} , G. Calderini¹²⁸ , P. Calfayan⁶⁸ , G. Callea⁵⁹ , L. P. Caloba^{83b} , D. Calvet⁴⁰





, S. Calvet⁴⁰ , M. Calvetti^{74a,74b} , R. Camacho Toro¹²⁸ , S. Camarda³⁶ , D. Camarero Munoz²⁶ , P. Camarri^{76a,76b} , M. T. Camerlingo^{72a,72b} , D. Cameron³⁶ , C. Camincher¹⁶⁶ , M. Campanelli⁹⁷ , A. Camplani⁴² , V. Canale^{72a,72b} , A. C. Canbay^{3a} , E. Canonero⁹⁶ , J. Cantero¹⁶⁴ , Y. Cao¹⁶³ , F. Capocasa²⁶ , M. Capua^{43a,43b} , A. Carbone^{71a,71b} , R. Cardarelli^{76a} , J. C. J. Cardenas⁸ , G. Carducci^{43a,43b} , T. Carli³⁶ , G. Carlino^{72a} , J. I. Carlotto¹³ , B. T. Carlson¹³⁰ , E. M. Carlson^{157a,166} , J. Carmignani⁹³ , L. Carminati^{71a,71b} , A. Carnelli¹³⁶ , M. Carnesale^{75a,75b} , S. Caron¹¹⁴ , E. Carquin^{138f} , S. Carrá^{71a} , G. Carratta^{23a,23b} , A. M. Carroll¹²⁴ , T. M. Carter⁵² , M. P. Casado^{13,h} , M. Caspar⁴⁸ , F. L. Castillo⁴ , L. Castillo Garcia¹³ , V. Castillo Gimenez¹⁶⁴ , N. F. Castro^{131a,131e} , A. Catinaccio³⁶ , J. R. Catmore¹²⁶ , T. Cavaliere⁴ , V. Cavaliere²⁹ , N. Cavalli^{23a,23b} , Y. C. Cekmecelioglu⁴⁸ , E. Celebi^{21a} , S. Cella³⁶ , F. Celli¹²⁷

, M. S. Centonze^{70a,70b} , V. Cepaitis⁵⁶ , K. Cerny¹²³ , A. S. Cerqueira^{83a} , A. Cerri¹⁴⁷ , L. Cerrito^{76a,76b} , F. Cerutti^{17a} , B. Cervato¹⁴² , A. Cervelli^{23b} , G. Cesarini⁵³ , S. A. Cetin⁸² , D. Chakraborty¹¹⁶ , J. Chan^{17a} , W. Y. Chan¹⁵⁴ , J. D. Chapman³² , E. Chapon¹³⁶ , B. Chargeishvili^{150b} , D. G. Charlton²⁰ , M. Chatterjee¹⁹ , C. Chauhan¹³⁴ , Y. Che^{14c} , S. Chekanov⁶ , S. V. Chekulaev^{157a} , G. A. Chelkov^{38,a} , A. Chen¹⁰⁷ , B. Chen¹⁵² , B. Chen¹⁶⁶ , H. Chen^{14c} , H. Chen²⁹ , J. Chen^{62c} , J. Chen¹⁴³ , M. Chen¹²⁷ , S. Chen¹⁵⁴ , S. J. Chen^{14c} , X. Chen^{62c,136} , X. Chen^{14b,ac} , Y. Chen^{62a} , C. L. Cheng¹⁷¹ , H. C. Cheng^{64a} , S. Cheong¹⁴⁴ , A. Cheplakov³⁸ , E. Cheremushkina⁴⁸ , E. Cherepanova¹¹⁵ , R. Cherkaoui El Moursli^{35e} , E. Cheu⁷ , K. Cheung⁶⁵ , L. Chevalier¹³⁶ , V. Chiarella⁵³ , G. Chiarelli^{74a} , N. Chiedde¹⁰³ , G. Chiodini^{70a} , A. S. Chisholm²⁰

, A. Chitan^{27b} , M. Chitishvili¹⁶⁴ , M. V. Chizhov³⁸ , K. Choi¹¹ , Y. Chou¹³⁹ , E. Y. S. Chow¹¹⁴ , K. L. Chu¹⁷⁰ , M. C. Chu^{64a} , X. Chu^{14a,14e} , J. Chudoba¹³² , J. J. Chwastowski⁸⁷ , D. Cieri¹¹¹ , K. M. Ciesla^{86a} , V. Cindro⁹⁴ , A. Ciocio^{17a} , F. Ciotto^{72a,72b} , Z. H. Citron¹⁷⁰ , M. Citterio^{71a} , D. A. Ciubotaru^{27b} , A. Clark⁵⁶ , P. J. Clark⁵² , N. Clarke Hall⁹⁷ , C. Clarry¹⁵⁶ , J. M. Clavijo Columbie⁴⁸ , S. E. Clawson⁴⁸ , C. Clement^{47a,47b} , J. Clercx⁴⁸ , Y. Coadou¹⁰³ , M. Cobal^{69a,69c} , A. Coccaro^{57b} , R. F. Coelho Barrue^{131a} , R. Coelho Lopes De Sa¹⁰⁴ , S. Coelli^{71a} , B. Cole⁴¹ , J. Collot⁶⁰ , P. Conde Muñio^{131a,131g} , M. P. Connell^{33c} , S. H. Connell^{33c} , E. I. Conroy¹²⁷ , F. Conventi^{72a,ae} , H. G. Cooke²⁰ , A. M. Cooper-Sarkar¹²⁷ , F. A. Corchia^{23a,23b} , A. Cordeiro Oudot Choi¹²⁸ , L. D. Corpe⁴⁰ , M. Corradi^{75a,75b} , F. Corriveau^{105,v} , A. Cortes-Gonzalez¹⁸ , M. J. Costa¹⁶⁴ , F. Costanza⁴ , D. Costanzo¹⁴⁰ , B. M. Cote¹²⁰

, J. Couthures⁴ , G. Cowan⁹⁶ , K. Cranmer¹⁷¹ , D. Cremonini^{23a,23b} , S. Crépe-Renaudin⁶⁰ , F. Crescioli¹²⁸ , M. Cristinziani¹⁴² , M. Cristoforetti^{78a,78b} , V. Croft¹¹⁵ , J. E. Crosby¹²² , G. Crosetti^{43a,43b} , A. Cueto¹⁰⁰ , Z. Cui⁷ , W. R. Cunningham⁵⁹ , F. Curcio¹⁶⁴ , J. R. Curran⁵² , P. Czodrowski³⁶ , M. M. Czurylo³⁶ , M. J. Da Cunha Sargedas De Sousa^{57a,57b} , J. V. Da Fonseca Pinto^{83b} , C. Da Via¹⁰² , W. Dabrowski^{86a} , T. Dado⁴⁹ , S. Dahbi¹⁴⁹ , T. Dai¹⁰⁷ , D. Dal Santo¹⁹ , C. Dallapiccola¹⁰⁴ , M. Dam⁴² , G. D'amen²⁹ , V. D'Amico¹¹⁰ , J. Damp¹⁰¹ , J. R. Dandoy³⁴ , D. Dannheim³⁶ , M. Danninger¹⁴³ , V. Dao¹⁴⁶ , G. Darbo^{57b} , S. J. Das^{29,af} , F. Dattola⁴⁸ , S. D'Auria^{71a,71b} , A. D'Avanzo^{72a,72b} , C. David^{33a} , T. Davidek¹³⁴ , I. Dawson⁹⁵ , H. A. Day-hall¹³³ , K. De⁸ , R. De Asmundis^{72a} , N. De Biase⁴⁸ , S. De Castro^{23a,23b} , N. De Groot¹¹⁴ , P. de Jong¹¹⁵ , H. De la Torre¹¹⁶ , A. De Maria^{14c}

, A. De Salvo^{75a} , U. De Sanctis^{76a,76b} , F. De Santis^{70a,70b} , A. De Santo¹⁴⁷ , J. B. De Vivie De Regie⁶⁰ , D. V. Dedovich³⁸ , J. Degens⁹³ , A. M. Deiana⁴⁴ , F. Del Corso^{23a,23b} , J. Del Peso¹⁰⁰ , F. Del Rio^{63a} , L. Delagrèe¹²⁸ , F. Deliot¹³⁶ , C. M. Delitzsch⁴⁹ , M. Della Pietra^{72a,72b} , D. Della Volpe⁵⁶ , A. Dell'Acqua³⁶ , L. Dell'Asta^{71a,71b} , M. Delmastro⁴ , P. A. Delsart⁶⁰ , S. Demers¹⁷³ , M. Demichev³⁸ , S. P. Denisov³⁷ , L. D'Eramo⁴⁰ , D. Derendar

J. Donini⁴⁰, A. D'Onofrio^{72a,72b}, M. D'Onofrio⁹³, J. Dopke¹³⁵, A. Doria^{72a}, N. Dos Santos Fernandes^{131a}, P. Dougan¹⁰², M. T. Dova⁹¹, A. T. Doyle⁵⁹, M. A. Draguet¹²⁷, E. Dreyer¹⁷⁰, I. Drivas-koulouris¹⁰, M. Drnevich¹¹⁸, M. Drozdova⁵⁶, D. Du^{62a}, T. A. du Pree¹¹⁵, F. Dubinin³⁷, M. Dubovsky^{28a}, E. Duchovni¹⁷⁰, G. Duckeck¹¹⁰, O. A. Ducu^{27b}, D. Duda⁵², A. Dudarev³⁶, E. R. Duden²⁶, M. D'uffizi¹⁰², L. Dufflot⁶⁶, M. Dührssen³⁶, I. Duminica^{27g}, A. E. Dumitriu^{27b}, M. Dunford^{63a}, S. Dungs⁴⁹, K. Dunne^{47a,47b}, A. Duperrin¹⁰³, H. Duran Yildiz^{3a}, M. Düren⁵⁸, A. Durglishvili^{150b}, B. L. Dwyer¹¹⁶, G. I. Dyckes^{17a}, M. Dyndal^{86a}, B. S. Dziedzic³⁶, Z. O. Earnshaw¹⁴⁷, G. H. Eberwein¹²⁷, B. Eckerova^{28a}, S. Eggebrecht⁵⁵, E. Egidio Purcino De Souza¹²⁸, L. F. Ehrke⁵⁶, G. Eigen¹⁶, K. Einsweiler^{17a}, T. Ekelof¹⁶², P. A. Ekman⁹⁹, S. El Farkh^{35b}, Y. El Ghazali^{35b},
H. El Jarrari³⁶, A. El Moussaouy^{35a}, V. Ellajosyula¹⁶², M. Ellert¹⁶², F. Ellinghaus¹⁷², N. Ellis³⁶, J. Elmsheuser²⁹, M. Elsayy^{117a}, M. Elsing³⁶, D. Emeliyanov¹³⁵, Y. Enari¹⁵⁴, I. Ene^{17a}, S. Epari¹³, P. A. Erland⁸⁷, D. Ernani Martins Neto⁸⁷, M. Errenst¹⁷², M. Escalier⁶⁶, C. Escobar¹⁶⁴, E. Etzion¹⁵², G. Evans^{131a}, H. Evans⁶⁸, L. S. Evans⁹⁶, A. Ezhilov³⁷, S. Ezzarqtouni^{35a}, F. Fabbri^{23a,23b}, L. Fabbri^{23a,23b}, G. Facini⁹⁷, V. Fadeyev¹³⁷, R. M. Fakhruddinov³⁷, D. Fakoudis¹⁰¹, S. Falciano^{75a}, L. F. Falda Ulhoa Coelho³⁶, F. Fallavollita¹¹¹, G. Falsetti^{43a,43b}, J. Faltova¹³⁴, C. Fan¹⁶³, Y. Fan^{14a}, Y. Fang^{14a,14c}, M. Fanti^{71a,71b}, M. Faraj^{69a,69b}, Z. Farazpay⁹⁸, A. Farbin⁸, A. Farilla^{77a}, T. Farooque¹⁰⁸, S. M. Farrington⁵², F. Fassi^{35e}, D. Fassouliotis⁹, M. Fauci Giannelli^{76a,76b}, W. J. Fawcett³², L. Fayard⁶⁶, P. Federic¹³⁴, P. Federicova¹³², O. L.
Fedin^{37.a}, M. Feickert¹⁷¹, L. Feligioni¹⁰³, D. E. Fellers¹²⁴, C. Feng^{62b}, M. Feng^{14b}, Z. Feng¹¹⁵, M. J. Fenton¹⁶⁰, L. Ferencz⁴⁸, R. A. M. Ferguson⁹², S. I. Fernandez Luengo^{138f}, P. Fernandez Martinez¹³, M. J. V. Fernoux¹⁰³, J. Ferrando⁹², A. Ferrari¹⁶², P. Ferrari^{114,115}, R. Ferrari^{73a}, D. Ferrere⁵⁶, C. Ferretti¹⁰⁷, D. Fiacco^{75a,75b}, F. Fiedler¹⁰¹, P. Fiedler¹³³, A. Filipčić⁹⁴, E. K. Filmer¹, F. Filthaut¹¹⁴, M. C. N. Fiolhais^{131a,131c.c}, L. Fiorini¹⁶⁴, W. C. Fisher¹⁰⁸, T. Fitschen¹⁰², P. M. Fitzhugh¹³⁶, I. Fleck¹⁴², P. Fleischmann¹⁰⁷, T. Flick¹⁷², M. Flores^{33d,aa}, L. R. Flores Castillo^{64a}, L. Flores Sanz De Acedo³⁶, F. M. Follega^{78a,78b}, N. Fomin¹⁶, J. H. Foo¹⁵⁶, A. Formica¹³⁶, A. C. Forti¹⁰², E. Fortin³⁶, A. W. Fortman^{17a}, M. G. Foti^{17a}, L. Fountas^{9.i}, D. Fournier⁶⁶, H. Fox⁹², P. Francavilla^{74a,74b}, S. Francescato⁶¹, S. Franchellucci⁵⁶, M. Franchini^{23a,23b}, S.
Franchino^{63a}, D. Francis³⁶, L. Franco¹¹⁴, V. Franco Lima³⁶, L. Franconi⁴⁸, M. Franklin⁶¹, G. Frattari²⁶, Y. Y. Frid¹⁵², J. Friend⁵⁹, N. Fritzsche⁵⁰, A. Froch⁵⁴, D. Froidevaux³⁶, J. A. Frost¹²⁷, Y. Fu^{62a}, S. Fuenzalida Garrido^{138f}, M. Fujimoto¹⁰³, K. Y. Fung^{64a}, E. Furtado De Simas Filho^{83c}, M. Furukawa¹⁵⁴, J. Fuster¹⁶⁴, A. Gaa⁵⁵, A. Gabrielli^{23a,23b}, A. Gabrielli¹⁵⁶, P. Gadow³⁶, G. Gagliardi^{57a,57b}, L. G. Gagnon^{17a}, S. Gaid¹⁶¹, S. Galantzan¹⁵², E. J. Gallas¹²⁷, B. J. Gallop¹³⁵, K. K. Gan¹²⁰, S. Ganguly¹⁵⁴, Y. Gao⁵², F. M. Garay Walls^{138a,138b}, B. Garcia²⁹, C. García¹⁶⁴, A. Garcia Alonso¹¹⁵, A. G. Garcia Caffaro¹⁷³, J. E. García Navarro¹⁶⁴, M. Garcia-Sciveres^{17a}, G. L. Gardner¹²⁹, R. W. Gardner³⁹, N. Garelli¹⁵⁹, D. Garg⁸⁰, R. B. Garg¹⁴⁴, J. M. Gargan⁵², C. A. Garner¹⁵⁶, C. M. Garvey^{33a}, V. K. Gassmann¹⁵⁹, G. Gaudio^{73a}, V. Gautam¹³, P. Gauzzi^{75a,75b},
I. L. Gavrilenko³⁷, A. Gavriilyuk³⁷, C. Gay¹⁶⁵, G. Gaycken⁴⁸, E. N. Gazis¹⁰, A. A. Geanta^{27b}, C. M. Gee¹³⁷, A. Gekow¹²⁰, C. Gemme^{57b}, M. H. Genest⁶⁰, A. D. Gentry¹¹³, S. George⁹⁶, W. F. George²⁰, T. Geralis⁴⁶, P. Gessinger-Befurt³⁶, M. E. Geyik¹⁷², M. Ghani¹⁶⁸, K. Ghorbanian⁹⁵, A. Ghosal¹⁴², A. Ghosh¹⁶⁰, A. Ghosh⁷, B. Giacobbe^{23b}, S. Giagu^{75a,75b}, T. Giani¹¹⁵, P. Giannetti^{74a}, A. Giannini^{62a}, S. M. Gibson⁹⁶, M. Gignac¹³⁷, D. T. Gil^{86b}, A. K. Gilbert^{86a}, B. J. Gilbert⁴¹, D. Gillberg³⁴, G. Gilles¹¹⁵, L. Ginabat¹²⁸, D. M. Gingrich^{2.ad}, M. P. Giordani^{69a,69c}, P. F. Giraud¹³⁶, G. Giugliarelli^{69a,69c}, D. Giugni^{71a}, F. Giuli³⁶, I. Gkialas^{9.i}, L. K. Gladilin³⁷, C. Glasman¹⁰⁰, G. R. Gledhill¹²⁴, G. Glemža⁴⁸, M. Glisic¹²⁴, I. Gnesi^{43b,e}, Y. Go²⁹, M. Goblirsch-Kolb³⁶, B. Gocke⁴⁹, D. Godin¹⁰⁹, B. Gokturk^{21a}, S.
Goldfarb¹⁰⁶, T. Golling⁵⁶, M. G. D. Gololo^{33g}, D. Golubkov³⁷, J. P. Gombas¹⁰⁸, A. Gomes^{131a,131b}, G. Gomes Da Silva¹⁴², A. J. Gomez Delegido¹⁶⁴, R. Gonçalo^{131a}, L. Gonella²⁰, A. Gongadze^{150c}, F. Gonnella²⁰, J. L. Gonski¹⁴⁴, R. Y. González Andana⁵², S. González de la Hoz¹⁶⁴, R. Gonzalez Lopez⁹³, C. Gonzalez Renteria^{17a}, M. V. Gonzalez Rodrigues⁴⁸, R. Gonzalez Suarez¹⁶², S. Gonzalez-Sevilla⁵⁶, L. Goossens³⁶, B. Gorini³⁶, E. Gorini^{70a,70b}, A. Gorišek⁹⁴, T. C. Gosart¹²⁹, A. T. Goshaw⁵¹, M. I. Gostkin³⁸, S. Goswami¹²², C. A. Gottardo³⁶, S. A. Gotz¹¹⁰, M. Gouighri^{35b}

M. Guth⁵⁶, P. Gutierrez¹²¹, L. F. Gutierrez Zagazeta¹²⁹, M. Gutsche⁵⁰, C. Gutsche⁹⁷, C. Gwenlan¹²⁷, C. B. Gwilliam⁹³, E. S. Haaland¹²⁶, A. Haas¹¹⁸, M. Habedank⁴⁸, C. Haber^{17a}, H. K. Hadavand⁸, A. Hadeef⁵⁰, S. Hadzic¹¹¹, A. I. Hagan⁹², J. J. Hahn¹⁴², E. H. Haines⁹⁷, M. Haleem¹⁶⁷, J. Haley¹²², J. J. Hall¹⁴⁰, G. D. Hallewell¹⁰³, L. Halser¹⁹, K. Hamano¹⁶⁶, M. Hamer²⁴, G. N. Hamity⁵², E. J. Hampshire⁹⁶, J. Han^{62b}, K. Han^{62a}, L. Han^{14c}, L. Han^{62a}, S. Han^{17a}, Y. F. Han¹⁵⁶, K. Hanagaki⁸⁴, M. Hance¹³⁷, D. A. Hangal⁴¹, H. Hanif¹⁴³, M. D. Hank¹²⁹, J. B. Hansen⁴², P. H. Hansen⁴², K. Hara¹⁵⁸, D. Harada⁵⁶, T. Harenberg¹⁷², S. Harkusha³⁷, M. L. Harris¹⁰⁴, Y. T. Harris¹²⁷, J. Harrison¹³, N. M. Harrison¹²⁰, P. F. Harrison¹⁶⁸, N. M. Hartman¹¹¹, N. M. Hartmann¹¹⁰, R. Z. Hasan^{96,135}, Y. Hasegawa¹⁴¹, S. Hassan¹⁶, R. Hauser¹⁰⁸, C. M. Hawkes²⁰, R. J. Hawkins³⁶, Y. Hayashi¹⁵⁴, S. Hayashida¹¹², D. Hayden¹⁰⁸, C. Hayes¹⁰⁷, R. L. Hayes¹¹⁵, C. P. Hays¹²⁷, J. M. Hays⁹⁵, H. S. Hayward⁹³, F. He^{62a}, M. He^{14a,14e}, Y. He¹⁵⁵, Y. He⁴⁸, Y. He⁹⁷, N. B. Heatley⁹⁵, V. Hedberg⁹⁹, A. L. Heggelund¹²⁶, N. D. Hehir^{95,*}, C. Heidegger⁵⁴, K. K. Heidegger⁵⁴, J. Heilman³⁴, S. Heim⁴⁸, T. Heim^{17a}, J. G. Heinlein¹²⁹, J. J. Heinrich¹²⁴, L. Heinrich^{111,ab}, J. Hejbal¹³², A. Held¹⁷¹, S. Hellesund¹⁶, C. M. Helling¹⁶⁵, S. Hellman^{47a,47b}, R. C. W. Henderson⁹², L. Henkelmann³², A. M. Henriques Correia³⁶, H. Herde⁹⁹, Y. Hernández Jiménez¹⁴⁶, L. M. Herrmann²⁴, T. Herrmann⁵⁰, G. Herten⁵⁴, R. Hertenberger¹¹⁰, L. Hervas³⁶, M. E. Hesping¹⁰¹, N. P. Hessey^{157a}, M. Hidaoui^{35b}, N. Hidic¹³⁴, E. Hill¹⁵⁶, S. J. Hillier²⁰, J. R. Hinds¹⁰⁸, F. Hinterkeuser²⁴, M. Hirose¹²⁵, S. Hirose¹⁵⁸, D. Hirschbuehl¹⁷², T. G. Hitchings¹⁰², B. Hiti⁹⁴, J. Hobbs¹⁴⁶, R. Hobincu^{27e}, N. Hod¹⁷⁰, M. C. Hodgkinson¹⁴⁰, B. H. Hodgkinson¹²⁷, A. Hoecker³⁶, D. D. Hofer¹⁰⁷, J. Hofer⁴⁸, T. Holm²⁴, M. Holzbock¹¹¹, L. B. A. H. Hommels³², B. P. Honan¹⁰², J. J. Hong⁶⁸, J. Hong^{62c}, T. M. Hong¹³⁰, B. H. Hooberman¹⁶³, W. H. Hopkins⁶, M. C. Hoppesch¹⁶³, Y. Horii¹¹², S. Hou¹⁴⁹, A. S. Howard⁹⁴, J. Howarth⁵⁹, J. Hoya⁶, M. Hrabovsky¹²³, A. Hrynevich⁴⁸, T. Hryn'ova⁴, P. J. Hsu⁶⁵, S.-C. Hsu¹³⁹, T. Hsu⁶⁶, M. Hu^{17a}, Q. Hu^{62a}, S. Huang^{64b}, X. Huang^{14a,14e}, Y. Huang¹⁴⁰, Y. Huang¹⁰¹, Y. Huang^{14a}, Z. Huang¹⁰², Z. Hubacek¹³³, M. Huebner²⁴, F. Huegging²⁴, T. B. Huffman¹²⁷, C. A. Hugli⁴⁸, M. Huhtinen³⁶, S. K. Huiberts¹⁶, R. Hulsken¹⁰⁵, N. Huseynov¹², J. Huston¹⁰⁸, J. Huth⁶¹, R. Hyneman¹⁴⁴, G. Iacobucci⁵⁶, G. Iakovidis²⁹, L. Iconomidou-Fayard⁶⁶, J. P. Iddon³⁶, P. Inengo^{72a,72b}, R. Iguchi¹⁵⁴, Y. Iiyama¹⁵⁴, T. Iizawa¹²⁷, Y. Ikegami⁸⁴, N. Ilic¹⁵⁶, H. Imam^{35a}, M. Ince Lezki⁵⁶, T. Ingebretsen Carlson^{47a,47b}, G. Introzzi^{73a,73b}, M. Iodice^{77a}, V. Ippolito^{75a,75b}, R. K. Irwin⁹³, M. Ishino¹⁵⁴, W. Islam¹⁷¹, C. Issever^{18,48}, S. Istin^{21a,ah}, H. Ito¹⁶⁹, R. Iuppa^{78a,78b}, A. Ivina¹⁷⁰, J. M. Izen⁴⁵, V. Izzo^{72a}, P. Jacka¹³², P. Jackson¹, C. S. Jagfeld¹¹⁰, G. Jain^{157a}, P. Jain⁴⁸, K. Jakobs⁵⁴, T. Jakoubek¹⁷⁰, J. Jamieson⁵⁹, M. Javurkova¹⁰⁴, L. Jeanty¹²⁴, J. Jejelava^{150a,y}, P. Jenni^{54,f}, C. E. Jessiman³⁴, C. Jia^{62b}, J. Jia¹⁴⁶, X. Jia⁶¹, X. Jia^{14a,14e}, Z. Jia^{14c}, C. Jiang⁵², S. Jiggins⁴⁸, J. Jimenez Pena¹³, S. Jin^{14c}, A. Jinaru^{27b}, O. Jinnouchi¹⁵⁵, P. Johansson¹⁴⁰, K. A. Johns⁷, J. W. Johnson¹³⁷, D. M. Jones¹⁴⁷, E. Jones⁴⁸, P. Jones³², R. W. L. Jones⁹², T. J. Jones⁹³, H. L. Joos^{36,55}, R. Joshi¹²⁰, J. Jovicevic¹⁵, X. Ju^{17a}, J. J. Junggeburth¹⁰⁴, T. Junkermann^{63a}, A. Juste Rozas^{13,r}, M. K. Juzek⁸⁷, S. Kabana^{138e}, A. Kaczmarzka⁸⁷, M. Kado¹¹¹, H. Kagan¹²⁰, M. Kagan¹⁴⁴, A. Kahn¹²⁹, C. Kahra¹⁰¹, T. Kaji¹⁵⁴, E. Kajomovitz¹⁵¹, N. Kakati¹⁷⁰, I. Kalaitzidou⁵⁴, C. W. Kalderon²⁹, N. J. Kang¹³⁷, D. Kar^{33g}, K. Karava¹²⁷, M. J. Kareem^{157b}, E. Karentzos⁵⁴, O. Karkout¹¹⁵, S. N. Karpov³⁸, Z. M. Karpova³⁸, V. Kartvelishvili⁹², A. N. Karyukhin³⁷, E. Kasimi¹⁵³, J. Katzy⁴⁸, S. Kaur³⁴, K. Kawade¹⁴¹, M. P. Kawale¹²¹, C. Kawamoto⁸⁸, T. Kawamoto^{62a}, E. F. Kay³⁶, F. I. Kaya¹⁵⁹, S. Kazakos¹⁰⁸, V. F. Kazanin³⁷, Y. Ke¹⁴⁶, J. M. Keaveney^{33a}, R. Keeler¹⁶⁶, G. V. Kehris⁶¹, J. S. Keller³⁴, A. S. Kelly⁹⁷, J. J. Kempster¹⁴⁷, P. D. Kennedy¹⁰¹, O. Kepka¹³², B. P. Kerridge¹³⁵, S. Kersten¹⁷², B. P. Kerševan⁹⁴, L. Keszeghova^{28a}, S. Ketabchi Haghighat¹⁵⁶, R. A. Khan¹³⁰, A. Khanov¹²², A. G. Kharlamov³⁷, T. Kharlamova³⁷, E. E. Khoda¹³⁹, M. Kholodenko³⁷, T. J. Khoo¹⁸, G. Khorialuli¹⁶⁷, J. Khubua^{150b,*}, Y. A. R. Khwaira¹²⁸, B. Kibirige^{33g}, D. W. Kim^{47a,47b}, Y. K. Kim³⁹, N. Kimura⁹⁷, M. K. Kingston⁵⁵, A. Kirchoff⁵⁵, C. Kirfel²⁴, F. Kirfel²⁴, J. Kirk¹³⁵, A. E. Kiryunin¹¹¹, C. Kitsaki¹⁰, O. Kivernyk²⁴, M. Klassen¹⁵⁹, C. Klein³⁴, L. Klein¹⁶⁷, M. H. Klein⁴⁴, S. B. Klein⁵⁶, U. Klein⁹³, P. Klimek³⁶, A. Klimentov²⁹, T. Klioutchnikova³⁶, P. Kluit¹¹⁵, S. Kluth¹¹¹, E. Kneringer⁷⁹, T. M. Knight¹⁵⁶, A. Knue⁴⁹, R. Kobayashi⁸⁸, D. Kobylanski¹⁷⁰, S. F. Koch¹²⁷, M. Kocian¹⁴⁴, P. Kodyš¹³⁴, D. M. Koeck¹²⁴, P. T. Koenig²⁴, T. Koffas³⁴, O. Kolay⁵⁰, I. Koletsou⁴, T. Komarek¹²³, K. Köneke⁵⁴, A. X. Y. Kong¹, T. Kono¹¹⁹, N. Konstantinidis⁹⁷, P. Kontaxakis⁵⁶, B. Konya⁹⁹, R. Kopeliansky⁴¹, S. Koperny^{86a}, K. Korcyl⁸⁷, K. Kordas^{153,d}, A. Korn⁹⁷, S. Korn⁵⁵, I. Korolkov¹³, N. Korotkova³⁷, B. Kortman¹¹⁵, O. Kortner¹¹¹, S. Kortner¹¹¹, W. H. Kostecka¹¹⁶, V. V. Kostyukhin¹⁴², A. Kotsokechagia¹³⁶, A. Kotwal⁵¹, A. Koulouris³⁶, A. Kourkoumeli-Charalampidi^{73a,73b}, C. Kourkoumelis⁹, E. Kourlitis^{111,ab}, O. Kovanda¹²⁴, R. Kowalewski¹⁶⁶, W. Kozanecki¹³⁶, A. S. Kozhin³⁷, V. A. Kramarenko³⁷

G. Kramberger⁹⁴, P. Kramer¹⁰¹, M. W. Krasny¹²⁸, A. Krasznahorkay³⁶, A. C. Kraus¹¹⁶, J. W. Kraus¹⁷², J. A. Kremer⁴⁸, T. Kresse⁵⁰, J. Kretzschmar⁹³, K. Kreul¹⁸, P. Krieger¹⁵⁶, S. Krishnamurthy¹⁰⁴, M. Krivos¹³⁴, K. Krizka²⁰, K. Kroeninger⁴⁹, H. Kroha¹¹¹, J. Kroll¹³², J. Kroll¹²⁹, K. S. Krowpman¹⁰⁸, U. Kruchonak³⁸, H. Krüger²⁴, N. Krumnack⁸¹, M. C. Kruse⁵¹, O. Kuchinskaia³⁷, S. Kудay^{3a}, S. Kuehn³⁶, R. Kuesters⁵⁴, T. Kuhl⁴⁸, V. Kukhtin³⁸, Y. Kulchitsky^{37a}, S. Kuleshov^{138b,138d}, M. Kumar^{33g}, N. Kumari⁴⁸, P. Kumari^{157b}, A. Kupco¹³², T. Kupfer⁴⁹, A. Kupich³⁷, O. Kuprash⁵⁴, H. Kurashige⁸⁵, L. L. Kurchaninov^{157a}, O. Kurdysh⁶⁶, Y. A. Kurochkin³⁷, A. Kurova³⁷, M. Kuze¹⁵⁵, A. K. Kvam¹⁰⁴, J. Kvita¹²³, T. Kwan¹⁰⁵, N. G. Kyriacou¹⁰⁷, L. A. O. Laatu¹⁰³, C. Lacasta¹⁶⁴, F. Lacava^{75a,75b}, H. Lacker¹⁸, D. Lacour¹²⁸, N. N. Lad⁹⁷, E. Ladygin³⁸, A. Lafarge⁴⁰, B. Laforge¹²⁸, T. Lagouri¹⁷³, F. Z. Lahbabi^{35a}, S. Lai⁵⁵, J. E. Lambert¹⁶⁶, S. Lammers⁶⁸, W. Lampl⁷, C. Lampoudis^{153,d}, G. Lamprinoudis¹⁰¹, A. N. Lancaster¹¹⁶, E. Lançon²⁹, U. Landgraf⁵⁴, M. P. J. Landon⁹⁵, V. S. Lang⁵⁴, O. K. B. Langrekken¹²⁶, A. J. Lankford¹⁶⁰, F. Lanni³⁶, K. Lantzsch²⁴, A. Lanza^{73a}, J. F. Laporte¹³⁶, T. Lari^{71a}, F. Lasagni Manghi^{23b}, M. Lassnig³⁶, V. Latonova¹³², A. Laudrain¹⁰¹, A. Laurier¹⁵¹, S. D. Lawlor¹⁴⁰, Z. Lawrence¹⁰², R. Lazaridou¹⁶⁸, M. Lazzaroni^{71a,71b}, B. Le¹⁰², E. M. Le Boulicaut⁵¹, L. T. Le Pottier^{17a}, B. Leban^{23a,23b}, A. Lebedev⁸¹, M. LeBlanc¹⁰², F. Ledroit-Guillon⁶⁰, S. C. Lee¹⁴⁹, S. Lee^{47a,47b}, T. F. Lee⁹³, L. L. Leeuw^{33c}, H. P. Lefebvre⁹⁶, M. Lefebvre¹⁶⁶, C. Leggett^{17a}, G. Lehmann Miotto³⁶, M. Leigh⁵⁶, W. A. Leight¹⁰⁴, W. Leinonen¹¹⁴, A. Leisos^{153,q}, M. A. L. Leite^{83c}, C. E. Leitgeb¹⁸, R. Leitner¹³⁴, K. J. C. Leney⁴⁴, T. Lenz²⁴, S. Leone^{74a}, C. Leonidopoulos⁵², A. Leopold¹⁴⁵, C. Leroy¹⁰⁹, R. Les¹⁰⁸, C. G. Lester³², M. Levchenko³⁷, J. Levêque⁴, L. J. Levinson¹⁷⁰, G. Levri^{23a,23b}, M. P. Lewicki⁸⁷, C. Lewis¹³⁹, D. J. Lewis⁴, A. Li⁵, B. Li^{62b}, C. Li^{62a}, C-Q. Li¹¹¹, H. Li^{62a}, H. Li^{62b}, H. Li^{14c}, H. Li^{14b}, H. Li^{62b}, J. Li^{62c}, K. Li¹³⁹, L. Li^{62c}, M. Li^{14a,14e}, S. Li^{14a,14e}, S. Li^{62c,62d}, T. Li⁵, X. Li¹⁰⁵, Z. Li¹²⁷, Z. Li¹⁵⁴, Z. Li^{14a,14e}, S. Liang^{14a,14e}, Z. Liang^{14a}, M. Liberatore¹³⁶, B. Liberti^{76a}, K. Lie^{64c}, J. Lieber Marin^{83e}, H. Lien⁶⁸, H. Lin¹⁰⁷, K. Lin¹⁰⁸, R. E. Lindley⁷, J. H. Lindon², E. Lipeles¹²⁹, A. Lipniacka¹⁶, A. Lister¹⁶⁵, J. D. Little⁶⁸, B. Liu^{14a}, B. X. Liu^{14d}, D. Liu^{62c,62d}, E. H. L. Liu²⁰, J. B. Liu^{62a}, J. K. K. Liu³², K. Liu^{62d}, K. Liu^{62c,62d}, M. Liu^{62a}, M. Y. Liu^{62a}, P. Liu^{14a}, Q. Liu^{62c,62d,139}, X. Liu^{62a}, X. Liu^{62b}, Y. Liu^{14d,14e}, Y. L. Liu^{62b}, Y. W. Liu^{62a}, J. Llorente Merino¹⁴³, S. L. Lloyd⁹⁵, E. M. Lobodzinska⁴⁸, P. Loch⁷, T. Lohse¹⁸, K. Lohwasser¹⁴⁰, E. Loiacono⁴⁸, M. Lokajicek^{132,*}, J. D. Lomas²⁰, J. D. Long¹⁶³, I. Longarini¹⁶⁰, R. Longo¹⁶³, I. Lopez Paz⁶⁷, A. Lopez Solis⁴⁸, N. Lorenzo Martinez⁴, A. M. Lory¹¹⁰, M. Losada^{117a}, G. Lösckche Centeno¹⁴⁷, O. Loseva³⁷, X. Lou^{47a,47b}, X. Lou^{14a,14e}, A. Lounis⁶⁶, P. A. Love⁹², G. Lu^{14a,14e}, M. Lu⁶⁶, S. Lu¹²⁹, Y. J. Lu⁶⁵, H. J. Lubatti¹³⁹, C. Luci^{75a,75b}, F. L. Lucio Alves^{14c}, F. Luehring⁶⁸, I. Luise¹⁴⁶, O. Lukianchuk⁶⁶, O. Lundberg¹⁴⁵, B. Lund-Jensen^{145,*}, N. A. Luongo⁶, M. S. Lutz³⁶, A. B. Lux²⁵, D. Lynn²⁹, R. Lysak¹³², E. Lytken⁹⁹, V. Lyubushkin³⁸, T. Lyubushkina³⁸, M. M. Lyukova¹⁴⁶, M. Firdaus M. Soberi⁵², H. Ma²⁹, K. Ma^{62a}, L. L. Ma^{62b}, W. Ma^{62a}, Y. Ma¹²², J. C. MacDonald¹⁰¹, P. C. Machado De Abreu Farias^{83e}, R. Madar⁴⁰, T. Madula⁹⁷, J. Maeda⁸⁵, T. Maeno²⁹, H. Maguire¹⁴⁰, V. Maiboroda¹³⁶, A. Maio^{131a,131b,131d}, K. Maj^{86a}, O. Majersky⁴⁸, S. Majewski¹²⁴, N. Makovec⁶⁶, V. Maksimovic¹⁵, B. Malaescu¹²⁸, Pa. Malecki⁸⁷, V. P. Maleev³⁷, F. Malek^{60,m}, M. Mali⁹⁴, D. Malito⁹⁶, U. Mallik⁸⁰, S. Maltezos¹⁰, S. Malyukov³⁸, J. Mamuzic¹³, G. Mancini⁵³, M. N. Mancini²⁶, G. Manco^{73a,73b}, J. P. Mandalia⁹⁵, I. Mandić⁹⁴, L. Manhaes de Andrade Filho^{83a}, I. M. Maniatis¹⁷⁰, J. Manjarres Ramos⁹⁰, D. C. Mankad¹⁷⁰, A. Mann¹¹⁰, S. Manzoni³⁶, L. Mao^{62c}, X. Mapekula^{33c}, A. Marantis^{153,q}, G. Marchiori⁵, M. Marcisovsky¹³², C. Marcon^{71a}, M. Marinescu²⁰, S. Marius⁴⁸, M. Marjanovic¹²¹, A. Markhoos⁵⁴, M. Markovitch⁶⁶, E. J. Marshall⁹², Z. Marshall^{17a}, S. Marti-Garcia¹⁶⁴, J. Martin⁹⁷, T. A. Martin¹³⁵, V. J. Martin⁵², B. Martin dit Latour¹⁶, L. Martinelli^{75a,75b}, M. Martinez^{13,r}, P. Martinez Agullo¹⁶⁴, V. I. Martinez Outschoorn¹⁰⁴, P. Martinez Suarez¹³, S. Martin-Haugh¹³⁵, G. Martinovicova¹³⁴, V. S. Martoiu^{27b}, A. C. Martyniuk⁹⁷, A. Marzin³⁶, D. Mascione^{78a,78b}, L. Masetti¹⁰¹, T. Mashimo¹⁵⁴, J. Masik¹⁰², A. L. Maslennikov³⁷, P. Massarotti^{72a,72b}, P. Mastrandrea^{74a,74b}, A. Mastroberardino^{43a,43b}, T. Masubuchi¹⁵⁴, T. Mathisen¹⁶², J. Matousek¹³⁴, N. Matsuzawa¹⁵⁴, J. Maurer^{27b}, A. J. Maury⁶⁶, B. Maček⁹⁴, D. A. Maximov³⁷, A. E. May¹⁰², R. Mazini¹⁴⁹, I. Maznas¹¹⁶, M. Mazza¹⁰⁸, S. M. Mazza¹³⁷, E. Mazzeo^{71a,71b}, C. Mc Ginn²⁹, J. P. Mc Gowan¹⁶⁶, S. P. Mc Kee¹⁰⁷, C. C. McCracken¹⁶⁵, E. F. McDonald¹⁰⁶, A. E. McDougall¹¹⁵, J. A. Mcfayden¹⁴⁷, R. P. McGovern¹²⁹, R. P. Mckenzie^{33g}, T. C. McLachlan⁴⁸, D. J. McLaughlin⁹⁷, S. J. McMahon¹³⁵, C. M. Mcpartland⁹³, R. A. McPherson^{166,v}, S. Mehlhase¹¹⁰, A. Mehta⁹³, D. Melini¹⁶⁴, B. R. Mellado Garcia^{33g}, A. H. Melo⁵⁵, F. Meloni⁴⁸, A. M. Mendes Jacques Da Costa¹⁰², H. Y. Meng¹⁵⁶, L. Meng⁹², S. Menke¹¹¹, M. Mentink³⁶, E. Meoni^{43a,43b}, G. Mercado¹¹⁶, S. Merianos¹⁵³, C. Merlassino^{69a,69c}, L. Merola^{72a,72b}, C. Meroni^{71a,71b}, J. Metcalfe⁶

A. S. Mete⁶, E. Meuser¹⁰¹, C. Meyer⁶⁸, J.-P. Meyer¹³⁶, R. P. Middleton¹³⁵, L. Mijović⁵², G. Mikenberg¹⁷⁰, M. Mikestikova¹³², M. Mikuz⁹⁴, H. Mildner¹⁰¹, A. Milic³⁶, D. W. Miller³⁹, E. H. Miller¹⁴⁴, L. S. Miller³⁴, A. Milov¹⁷⁰, D. A. Milstead^{47a,47b}, T. Min^{14c}, A. A. Minaenko³⁷, I. A. Minashvili^{150b}, L. Mince⁵⁹, A. I. Mincer¹¹⁸, B. Mindur^{86a}, M. Mineev³⁸, Y. Mino⁸⁸, L. M. Mir¹³, M. Miralles Lopez⁵⁹, M. Mironova^{17a}, A. Mishima¹⁵⁴, M. C. Missio¹¹⁴, A. Mitra¹⁶⁸, V. A. Mitsou¹⁶⁴, Y. Mitsumori¹¹², O. Miu¹⁵⁶, P. S. Miyagawa⁹⁵, T. Mkrtchyan^{63a}, M. Mlinarevic⁹⁷, T. Mlinarevic⁹⁷, M. Mlynarikova³⁶, S. Mobius¹⁹, P. Mogg¹¹⁰, M. H. Mohamed Farook¹¹³, A. F. Mohammed^{14a,14e}, S. Mohapatra⁴¹, G. Mokgatitswane^{33g}, L. Moleri¹⁷⁰, B. Mondal¹⁴², S. Mondal¹³³, K. Mönig⁴⁸, E. Monnier¹⁰³, L. Monsonis Romero¹⁶⁴, J. Montejo Berlingen¹³, M. Montella¹²⁰, F. Montereali^{77a,77b}, F. Monticelli⁹¹, S. Monzani^{69a,69c}, N. Morange⁶⁶, A. L. Moreira De Carvalho⁴⁸, M. Moreno Llácer¹⁶⁴, C. Moreno Martinez⁵⁶, P. Morettini^{57b}, S. Morgenstern³⁶, M. Morii⁶¹, M. Morinaga¹⁵⁴, F. Morodei^{75a,75b}, L. Morvaj³⁶, P. Moschovakos³⁶, B. Moser³⁶, M. Mosidze^{150b}, T. Moskalets⁴⁴, P. Moskvitina¹¹⁴, J. Moss^{31j}, P. Moszkowicz^{86a}, A. Moussa^{35d}, E. J. W. Moyses¹⁰⁴, O. Mtintsilana^{33g}, S. Muanza¹⁰³, J. Mueller¹³⁰, D. Muenstermann⁹², R. Müller¹⁹, G. A. Mullier¹⁶², A. J. Mullin³², J. J. Mullin¹²⁹, D. P. Mungo¹⁵⁶, D. Munoz Perez¹⁶⁴, F. J. Munoz Sanchez¹⁰², M. Murin¹⁰², W. J. Murray^{135,168}, M. Muškinja⁹⁴, C. Mwewa²⁹, A. G. Myagkov^{37.a}, A. J. Myers⁸, G. Myers¹⁰⁷, M. Myska¹³³, B. P. Nachman^{17a}, O. Nackenhorst⁴⁹, K. Nagai¹²⁷, K. Nagano⁸⁴, J. L. Nagle^{29.af}, E. Nagy¹⁰³, A. M. Nairz³⁶, Y. Nakahama⁸⁴, K. Nakamura⁸⁴, K. Nakkalil⁵, H. Nanjo¹²⁵, E. A. Narayanan¹¹³, I. Naryshkin³⁷, L. Nasella^{71a,71b}, M. Naseri³⁴, S. Nasri^{117b}, C. Nass²⁴, G. Navarro^{22a}, J. Navarro-Gonzalez¹⁶⁴, R. Nayak¹⁵², A. Nayaz¹⁸, P. Y. Nechaeva³⁷, S. Nechaeva^{23a,23b}, F. Nechansky⁴⁸, L. Nedic¹²⁷, T. J. Neep²⁰, A. Negri^{73a,73b}, M. Negrini^{23b}, C. Nellist¹¹⁵, C. Nelson¹⁰⁵, K. Nelson¹⁰⁷, S. Nemecek¹³², M. Nessi^{36.g}, M. S. Neubauer¹⁶³, F. Neuhaus¹⁰¹, J. Neundorff⁴⁸, P. R. Newman²⁰, C. W. Ng¹³⁰, Y. W. Y. Ng⁴⁸, B. Ngair^{117a}, H. D. N. Nguyen¹⁰⁹, R. B. Nickerson¹²⁷, R. Nicolaidou¹³⁶, J. Nielsen¹³⁷, M. Niemeyer⁵⁵, J. Niermann⁵⁵, N. Nikiforou³⁶, V. Nikolaenko^{37.a}, I. Nikolic-Audit¹²⁸, K. Nikolopoulos²⁰, P. Nilsson²⁹, I. Ninca⁴⁸, G. Ninio¹⁵², A. Nisati^{75a}, N. Nishu², R. Nisius¹¹¹, J. E. Nitschke⁵⁰, E. K. Nkadimeng^{33g}, T. Nobe¹⁵⁴, T. Nommensen¹⁴⁸, M. B. Norfolk¹⁴⁰, B. J. Norman³⁴, M. Noury^{35a}, J. Novak⁹⁴, T. Novak⁹⁴, L. Novotny¹³³, R. Novotny¹¹³, L. Nozka¹²³, K. Ntekas¹⁶⁰, N. M. J. Nunes De Moura Junior^{83b}, J. Ocariz¹²⁸, A. Ochi⁸⁵, I. Ochoa^{131a}, S. Oerdek^{48.s}, J. T. Offermann³⁹, A. Ogrodnik¹³⁴, A. Oh¹⁰², C. C. Ohm¹⁴⁵, H. Oide⁸⁴, R. Oishi¹⁵⁴, M. L. Ojeda⁴⁸, Y. Okumura¹⁵⁴, L. F. Oleiro Seabra^{131a}, I. Oleksiyuk⁵⁶, S. A. Olivares Pino^{138d}, G. Oliveira Correa¹³, D. Oliveira Damazio²⁹, D. Oliveira Goncalves^{83a}, J. L. Oliver¹⁶⁰, Ö. O. Öncel⁵⁴, A. P. O'Neill¹⁹, A. Onofre^{131a,131e}, P. U. E. Onyisi¹¹, M. J. Oreglia³⁹, G. E. Orellana⁹¹, D. Orestano^{77a,77b}, N. Orlando¹³, R. S. Orr¹⁵⁶, L. M. Osojnak¹²⁹, R. Ospanov^{62a}, G. Otero y Garzon³⁰, H. Otono⁸⁹, P. S. Ott^{63a}, G. J. Ottino^{17a}, M. Ouchrii^{35d}, F. Ould-Saada¹²⁶, T. Ovsianikova¹³⁹, M. Owen⁵⁹, R. E. Owen¹³⁵, V. E. Ozcan^{21a}, F. Ozturk⁸⁷, N. Ozturk⁸, S. Ozturk⁸², H. A. Pacey¹²⁷, A. Pacheco Pages¹³, C. Padilla Aranda¹³, G. Padovano^{75a,75b}, S. Pagan Griso^{17a}, G. Palacino⁶⁸, A. Palazzo^{70a,70b}, J. Pampel²⁴, J. Pan¹⁷³, T. Pan^{64a}, D. K. Panchal¹¹, C. E. Pandini¹¹⁵, J. G. Panduro Vazquez¹³⁵, H. D. Pandya¹, H. Pang^{14b}, P. Pani⁴⁸, G. Panizzo^{69a,69c}, L. Panwar¹²⁸, L. Paolozzi⁵⁶, S. Parajuli¹⁶³, A. Paramonov⁶, C. Paraskevopoulos⁵³, D. Paredes Hernandez^{64b}, A. Pareti^{73a,73b}, K. R. Park⁴¹, T. H. Park¹⁵⁶, M. A. Parker³², F. Parodi^{57a,57b}, E. W. Parrish¹¹⁶, V. A. Parrish⁵², J. A. Parsons⁴¹, U. Parzefall⁵⁴, B. Pascual Dias¹⁰⁹, L. Pascual Dominguez¹⁰⁰, E. Pasqualucci^{75a}, S. Passaggio^{57b}, F. Pastore⁹⁶, P. Patel⁸⁷, U. M. Patel⁵¹, J. R. Pater¹⁰², T. Pauly³⁶, C. I. Pazos¹⁵⁹, J. Parkes¹⁴⁴, M. Pedersen¹²⁶, R. Pedro^{131a}, S. V. Peleganchuk³⁷, O. Penc³⁶, E. A. Pender⁵², G. D. Penn¹⁷³, K. E. Penski¹¹⁰, M. Penzin³⁷, B. S. Peralva^{83d}, A. P. Pereira Peixoto¹³⁹, L. Pereira Sanchez¹⁴⁴, D. V. Perepelitsa^{29.af}, G. Perera¹⁰⁴, E. Perez Codina^{157a}, M. Perganti¹⁰, H. Pernegger³⁶, S. Perrella^{75a,75b}, O. Perrin⁴⁰, K. Peters⁴⁸, R. F. Y. Peters¹⁰², B. A. Petersen³⁶, T. C. Petersen⁴², E. Petit¹⁰³, V. Petousis¹³³, C. Petridou^{153.d}, T. Petru¹³⁴, A. Petrukhin¹⁴², M. Pettee^{17a}, A. Petukhov³⁷, K. Petukhova¹³⁴, R. Pezoa^{138f}, L. Pezzotti³⁶, G. Pezzullo¹⁷³, T. M. Pham¹⁷¹, T. Pham¹⁰⁶, P. W. Phillips¹³⁵, G. Piacquadio¹⁴⁶, E. Pianori^{17a}, F. Piazza¹²⁴, R. Piegaia³⁰, D. Pietreanu^{27b}, A. D. Pilkington¹⁰², M. Pinamonti^{69a,69c}, J. L. Pinfold², B. C. Pinheiro Pereira^{131a}, A. E. Pinto Pinoargote¹³⁶, L. Pintucci^{69a,69c}, K. M. Piper¹⁴⁷, A. Pirttikoski⁵⁶, D. A. Pizzi³⁴, L. Pizzimento^{64b}, A. Pizzini¹¹⁵, M.-A. Pleier²⁹, V. Pleskot¹³⁴, E. Plotnikova³⁸, G. Poddar⁹⁵, R. Poettgen⁹⁹, L. Poggioli¹²⁸, I. Pokharel⁵⁵, S. Polacek¹³⁴, G. Polesello^{73a}, A. Poley^{143,157a}, A. Polini^{23b}, C. S. Pollard¹⁶⁸, Z. B. Pollock¹²⁰, E. Pompa Pacchi^{75a,75b}, N. I. Pond⁹⁷, D. Ponomarenko¹¹⁴, L. Pontecorvo³⁶, S. Popa^{27a}, G. A. Popeneciu^{27d}, A. Poreba³⁶, D. M. Portillo Quintero^{157a}, S. Pospisil¹³³, M. A. Postill¹⁴⁰, P. Postolache^{27c}, K. Potamianos¹⁶⁸, P. A. Potepa^{86a}, I. N. Potrap³⁸, C. J. Potter³², H. Potti¹⁴⁸

J. Poveda¹⁶⁴ , M. E. Pozo Astigarraga³⁶ , A. Prades Ibanez¹⁶⁴ , J. Pretel⁵⁴ , D. Price¹⁰² , M. Primavera^{70a} , M. A. Principe Martin¹⁰⁰ , R. Privara¹²³ , T. Procter⁵⁹ , M. L. Proffitt¹³⁹ , N. Proklova¹²⁹ , K. Prokofiev^{64c} , G. Proto¹¹¹ , J. Proudfoot⁶ , M. Przybycien^{86a} , W. W. Przygoda^{86b} , A. Psallidas⁴⁶ , J. E. Puddefoot¹⁴⁰ , D. Pudzha³⁷ , D. Pyatiizbyantseva³⁷ , J. Qian¹⁰⁷ , D. Qichen¹⁰² , Y. Qin¹³ , T. Qiu⁵² , A. Quadt⁵⁵ , M. Queitsch-Maitland¹⁰² , G. Quetant⁵⁶ , R. P. Quinn¹⁶⁵ , G. Rabanal Bolanos⁶¹ , D. Rafanoharana⁵⁴ , F. Raffaelli^{76a,76b} , F. Ragusa^{71a,71b} , J. L. Rainbolt³⁹ , J. A. Raine⁵⁶ , S. Rajagopalan²⁹ , E. Ramakoti³⁷ , I. A. Ramirez-Berend³⁴ , K. Ran^{14e,48} , N. P. Rapheeha^{33g} , H. Rasheed^{27b} , V. Raskina¹²⁸ , D. F. Rassloff^{63a} , A. Rastogi^{17a} , S. Rave¹⁰¹ , S. Ravera^{57a,57b} , B. Ravina⁵⁵ , I. Ravinovich¹⁷⁰ , M. Raymond³⁶ , A. L. Read¹²⁶ , N. P. Readioff¹⁴⁰ , D. M. Rebuzzi^{73a,73b} , G. Redlinger²⁹

, A. S. Reed¹¹¹ , K. Reeves²⁶ , J. A. Reidelsturz¹⁷² , D. Reikher¹⁵² , A. Rej⁴⁹ , C. Rembser³⁶ , M. Renda^{27b} , M. B. Rendel¹¹¹ , F. Renner⁴⁸ , A. G. Rennie¹⁶⁰ , A. L. Rescia⁴⁸ , S. Resconi^{71a} , M. Ressegotti^{57a,57b} , S. Rettie³⁶ , J. G. Reyes Rivera¹⁰⁸ , E. Reynolds^{17a} , O. L. Rezanova³⁷ , P. Reznicek¹³⁴ , H. Riani^{35d} , N. Ribaric⁹² , E. Ricci^{78a,78b} , R. Richter¹¹¹ , S. Richter^{47a,47b} , E. Richter-Was^{86b} , M. Ridel¹²⁸ , S. Ridouani^{35d} , P. Rieck¹¹⁸ , P. Riedler³⁶ , E. M. Riefel^{47a,47b} , J. O. Rieger¹¹⁵ , M. Rijssenbeek¹⁴⁶ , M. Rimoldi³⁶ , L. Rinaldi^{23a,23b} , P. Rincke^{55,162} , T. T. Rinn²⁹ , M. P. Rinnagel¹¹⁰ , G. Ripellino¹⁶² , I. Riu¹³ , J. C. Rivera Vergara¹⁶⁶ , F. Rizatdinova¹²² , E. Rizvi⁹⁵ , B. R. Roberts^{17a} , S. H. Robertson^{105.v} , D. Robinson³² , C. M. Robles Gajardo^{138f} , M. Robles Manzano¹⁰¹ , A. Robson⁵⁹ , A. Rocchi^{76a,76b} , C. Roda^{74a,74b} , S. Rodriguez Bosca³⁶ , Y. Rodriguez Garcia^{22a} , A. Rodriguez Rodriguez⁵⁴

, A. M. Rodríguez Vera¹¹⁶ , S. Roe³⁶ , J. T. Roemer¹⁶⁰ , A. R. Roepe-Gier¹³⁷ , J. Roggel¹⁷² , O. Røhne¹²⁶ , R. A. Rojas¹⁰⁴ , C. P. A. Roland¹²⁸ , J. Roloff²⁹ , A. Romaniouk³⁷ , E. Romano^{73a,73b} , M. Romano^{23b} , A. C. Romero Hernandez¹⁶³ , N. Rompotis⁹³ , L. Roos¹²⁸ , S. Rosati^{75a} , B. J. Rosser³⁹ , E. Rossi¹²⁷ , E. Rossi^{72a,72b} , L. P. Rossi⁶¹ , L. Rossini⁵⁴ , R. Rosten¹²⁰ , M. Rotaru^{27b} , B. Rottler⁵⁴ , C. Rougier⁹⁰ , D. Rousseau⁶⁶ , D. Rousso⁴⁸ , A. Roy¹⁶³ , S. Roy-Garand¹⁵⁶ , A. Rozanov¹⁰³ , Z. M. A. Rozario⁵⁹ , Y. Rozen¹⁵¹ , A. Rubio Jimenez¹⁶⁴ , A. J. Ruby⁹³ , V. H. Ruelas Rivera¹⁸ , T. A. Ruggeri¹ , A. Ruggiero¹²⁷ , A. Ruiz-Martinez¹⁶⁴ , A. Rummler³⁶ , Z. Rurikova⁵⁴ , N. A. Rusakovich³⁸ , H. L. Russell¹⁶⁶ , G. Russo^{75a,75b} , J. P. Rutherford⁷ , S. Rutherford Colmenares³² , M. Rybar¹³⁴ , E. B. Rye¹²⁶ , A. Ryzhov⁴⁴ , J. A. Sabater Iglesias⁵⁶ , P. Sabatini¹⁶⁴ , H.F.-W. Sadrozinski¹³⁷ , F. Safai Tehrani^{75a}

, B. Safarzadeh Samani¹³⁵ , S. Saha¹ , M. Sahinsky¹¹¹ , A. Saibel¹⁶⁴ , M. Saimpert¹³⁶ , M. Saito¹⁵⁴ , T. Saito¹⁵⁴ , A. Sala^{71a,71b} , D. Salamani³⁶ , A. Salnikov¹⁴⁴ , J. Salt¹⁶⁴ , A. Salvador Salas¹⁵² , D. Salvatore^{43a,43b} , F. Salvatore¹⁴⁷ , A. Salzburger³⁶ , D. Sammel⁵⁴ , E. Sampson⁹² , D. Sampsonidis^{153.d} , D. Sampsonidou¹²⁴ , J. Sánchez¹⁶⁴ , V. Sanchez Sebastian¹⁶⁴ , H. Sandaker¹²⁶ , C. O. Sander⁴⁸ , J. A. Sandesara¹⁰⁴ , M. Sandhoff¹⁷² , C. Sandoval^{22b} , L. Sanfilippo^{63a} , D. P. C. Sankey¹³⁵ , T. Sano⁸⁸ , A. Sansoni⁵³ , L. Santi^{36,75b} , C. Santoni⁴⁰ , H. Santos^{131a,131b} , A. Santra¹⁷⁰ , E. Sanzani^{23a,23b} , K. A. Saoucha¹⁶¹ , J. G. Saraiva^{131a,131d} , J. Sardain⁷ , O. Sasaki⁸⁴ , K. Sato¹⁵⁸ , C. Sauer^{63b} , E. Sauvan⁴ , P. Savard^{156.ad} , R. Sawada¹⁵⁴ , C. Sawyer¹³⁵ , L. Sawyer⁹⁸ , C. Sbarra^{23b} , A. Sbrizzi^{23a,23b} , T. Scanlon⁹⁷ , J. Schaarschmidt¹³⁹ , U. Schäfer¹⁰¹ , A. C. Schaffer^{44,66}

, D. Schaile¹¹⁰ , R. D. Schamberger¹⁴⁶ , C. Scharf¹⁸ , M. M. Schefer¹⁹ , V. A. Schegelsky³⁷ , D. Scheirich¹³⁴ , M. Schernau¹⁶⁰ , C. Scheulen⁵⁵ , C. Schiavi^{57a,57b} , M. Schioppa^{43a,43b} , B. Schlag^{144.1} , K. E. Schleicher⁵⁴ , S. Schlenker³⁶ , J. Schmeing¹⁷² , M. A. Schmidt¹⁷² , K. Schmieden¹⁰¹ , C. Schmitt¹⁰¹ , N. Schmitt¹⁰¹ , S. Schmitt⁴⁸ , L. Schoeffel¹³⁶ , A. Schoening^{63b} , P. G. Scholer³⁴ , E. Schopf¹²⁷ , M. Schott²⁴ , J. Schovancova³⁶ , S. Schramm⁵⁶ , T. Schroer⁵⁶ , H.-C. Schultz-Coulon^{63a} , M. Schumacher⁵⁴ , B. A. Schumm¹³⁷ , Ph. Schune¹³⁶ , A. J. Schuy¹³⁹ , H. R. Schwartz¹³⁷ , A. Schwartzman¹⁴⁴ , T. A. Schwarz¹⁰⁷ , Ph. Schwemling¹³⁶ , R. Schwienhorst¹⁰⁸ , A. Sciandra²⁹ , G. Sciolla²⁶ , F. Scuri^{74a} , C. D. Sebastiani⁹³ , K. Sedlaczek¹¹⁶ , S. C. Seidel¹¹³ , A. Seiden¹³⁷ , B. D. Seidlitz⁴¹ , C. Seitz⁴⁸ , J. M. Seixas^{83b} , G. Sekhniaidze^{72a} , L. Selem⁶⁰ , N. Semprini-Cesari^{23a,23b} , D. Sengupta⁵⁶ , V. Senthilkumar¹⁶⁴

, L. Serin⁶⁶ , M. Sessa^{76a,76b} , H. Severini¹²¹ , F. Sforza^{57a,57b} , A. Sfyrla⁵⁶ , Q. Sha^{14a} , E. Shabalina⁵⁵ , A. H. Shah³² , R. Shaheen¹⁴⁵ , J. D. Shahinian¹²⁹ , D. Shaked Renous¹⁷⁰ , L. Y. Shan^{14a} , M. Shapiro^{17a} , A. Sharma³⁶ , A. S. Sharma¹⁶⁵ , P. Sharma⁸⁰ , P. B. Shatalov³⁷ , K. Shaw¹⁴⁷ , S. M. Shaw¹⁰² , Q. Shen^{5,62c} , D. J. Sheppard¹⁴³ , P. Sherwood⁹⁷ , L. Shi⁹⁷ , X. Shi^{14a} , C. O. Shimmin¹⁷³ , J

Y. Smirnov³⁷ , L. N. Smirnova^{37,a} , O. Smirnova⁹⁹ , A. C. Smith⁴¹ , D. R. Smith¹⁶⁰ , E. A. Smith³⁹ , H. A. Smith¹²⁷ , J. L. Smith¹⁰² , R. Smith¹⁴⁴ , M. Smizanska⁹² , K. Smolek¹³³ , A. A. Snesarev³⁷ , S. R. Snider¹⁵⁶ , H. L. Snoek¹¹⁵ , S. Snyder²⁹ , R. Sobie^{166,v} , A. Soffer¹⁵² , C. A. Solans Sanchez³⁶ , E. Yu. Soldatov³⁷ , U. Soldevila¹⁶⁴ , A. A. Solodkov³⁷ , S. Solomon²⁶ , A. Soloshenko³⁸ , K. Solovieva⁵⁴ , O. V. Solovyanov⁴⁰ , P. Sommer³⁶ , A. Sonay¹³ , W. Y. Song^{157b} , A. Sopczak¹³³ , A. L. Sapiro⁹⁷ , F. Sopkova^{28b} , J. D. Sorenson¹¹³ , I. R. Sotarriva Alvarez¹⁵⁵ , V. Sothilingam^{63a} , O. J. Soto Sandoval^{138b,138c} , S. Sottocornola⁶⁸ , R. Soualah¹⁶¹ , Z. Soumami^{35e} , D. South⁴⁸ , N. Soybelman¹⁷⁰ , S. Spagnolo^{70a,70b} , M. Spalla¹¹¹ , D. Sperlich⁵⁴ , G. Spigo³⁶ , S. Spinali⁹² , D. P. Spiteri⁵⁹ , M. Spousta¹³⁴ , E. J. Staats³⁴ , R. Stamen^{63a} , A. Stampekis²⁰ , M. Standke²⁴ , E. Stanecka⁸⁷ , W. Stanek-Maslouska⁴⁸ , M. V. Stange⁵⁰ , B. Stanislaus^{17a} , M. M. Stanitzki⁴⁸ , B. Stapf⁴⁸ , E. A. Starchenko³⁷ , G. H. Stark¹³⁷ , J. Stark⁹⁰ , P. Staroba¹³² , P. Starovoitov^{63a} , S. Stärz¹⁰⁵ , R. Staszewski⁸⁷ , G. Stavropoulos⁴⁶ , J. Steentoft¹⁶² , P. Steinberg²⁹ , B. Stelzer^{143,157a} , H. J. Stelzer¹³⁰ , O. Stelzer-Chilton^{157a} , H. Stenzel⁵⁸ , T. J. Stevenson¹⁴⁷ , G. A. Stewart³⁶ , J. R. Stewart¹²² , M. C. Stockton³⁶ , G. Stoicea^{27b} , M. Stolarski^{131a} , S. Stonjek¹¹¹ , A. Straessner⁵⁰ , J. Strandberg¹⁴⁵ , S. Strandberg^{47a,47b} , M. Stratmann¹⁷² , M. Strauss¹²¹ , T. Streblner¹⁰³ , P. Strizenc^{28b} , R. Ströhmer¹⁶⁷ , D. M. Strom¹²⁴ , R. Stroynowski⁴⁴ , A. Strubig^{47a,47b} , S. A. Stucci²⁹ , B. Stugu¹⁶ , J. Stupak¹²¹ , N. A. Styles⁴⁸ , D. Su¹⁴⁴ , S. Su^{62a} , W. Su^{62d} , X. Su^{62a} , D. Suchy^{28a} , K. Sugizaki¹⁵⁴ , V. V. Sulim³⁷ , M. J. Sullivan⁹³ , D. M. S. Sultan¹²⁷ , L. Sultanaliev³⁷ , S. Sultansoy^{3b} , T. Sumida⁸⁸ , S. Sun¹⁷¹ , O. Sunneborn Guðnadóttir¹⁶² , N. Sur¹⁰³ , M. R. Sutton¹⁴⁷ , H. Suzuki¹⁵⁸ , M. Svatos¹³² , M. Swiatkowski^{157a} , T. Swirski¹⁶⁷ , I. Sykora^{28a} , M. Sykora¹³⁴ , T. Sykora¹³⁴ , D. Ta¹⁰¹ , K. Tackmann^{48,s} , A. Taffard¹⁶⁰ , R. Tafirout^{157a} , J. S. Tafoya Vargas⁶⁶ , Y. Takubo⁸⁴ , M. Talby¹⁰³ , A. A. Talyshv³⁷ , K. C. Tam^{64b} , N. M. Tamir¹⁵² , A. Tanaka¹⁵⁴ , J. Tanaka¹⁵⁴ , R. Tanaka⁶⁶ , M. Tanasini¹⁴⁶ , Z. Tao¹⁶⁵ , S. Tapia Araya^{138f} , S. Tapprogge¹⁰¹ , A. Tarek Abouelfadl Mohamed¹⁰⁸ , S. Tarem¹⁵¹ , K. Tariq^{14a} , G. Tarna^{27b} , G. F. Tartarelli^{71a} , M. J. Tartarin⁹⁰ , P. Tas¹³⁴ , M. Tasevsky¹³² , E. Tassi^{43a,43b} , A. C. Tate¹⁶³ , G. Tateno¹⁵⁴ , Y. Tayalati^{35e,u} , G. N. Taylor¹⁰⁶ , W. Taylor^{157b} , R. Teixeira De Lima¹⁴⁴ , P. Teixeira-Dias⁹⁶ , J. J. Teoh¹⁵⁶ , K. Terashi¹⁵⁴ , J. Terron¹⁰⁰ , S. Terzo¹³ , M. Testa⁵³ , R. J. Teuscher^{156,v} , A. Thaler⁷⁹ , O. Theiner⁵⁶ , N. Themistokleous⁵² , T. Theveneaux-Pelzer¹⁰³ , O. Thielmann¹⁷² , D. W. Thomas⁹⁶ , J. P. Thomas²⁰ , E. A. Thompson^{17a} , P. D. Thompson²⁰ , E. Thomson¹²⁹ , R. E. Thornberry⁴⁴ , C. Tian^{62a} , Y. Tian⁵⁵ , V. Tikhomirov^{37,a} , Yu. A. Tikhonov³⁷ , S. Timoshenko³⁷ , D. Timoshyn¹³⁴ , E. X. L. Ting¹ , P. Tipton¹⁷³ , A. Tishelman-Charny²⁹ , S. H. Tlou^{33g} , K. Todome¹⁵⁵ , S. Todorova-Nova¹³⁴ , S. Todt⁵⁰ , L. Toffolin^{69a,69c} , M. Togawa⁸⁴ , J. Tojo⁸⁹ , S. Tokár^{28a} , K. Tokushuku⁸⁴ , O. Toldaiev⁶⁸ , R. Tombs³² , M. Tomoto^{84,112} , L. Tompkins^{144,l} , K. W. Topolnicki^{86b} , E. Torrence¹²⁴ , H. Torres⁹⁰ , E. Torró Pastor¹⁶⁴ , M. Toscani³⁰ , C. Toscirri³⁹ , M. Tost¹¹ , D. R. Tovey¹⁴⁰ , I. S. Trandafir^{27b} , T. Trefzger¹⁶⁷ , A. Tricoli²⁹ , I. M. Trigger^{157a} , S. Trincas-Duvoid¹²⁸ , D. A. Trischuk²⁶ , B. Trocmé⁶⁰ , L. Truong^{33c} , M. Trzebinski⁸⁷ , A. Trzupek⁸⁷ , F. Tsai¹⁴⁶ , M. Tsai¹⁰⁷ , A. Tsiamis^{153,d} , P. V. Tsiareshka³⁷ , S. Tsigaridas^{157a} , A. Tsirigotis^{153,q} , V. Tsiskaridze¹⁵⁶ , E. G. Tskhadadze^{150a} , M. Tsopoulou¹⁵³ , Y. Tsujikawa⁸⁸ , I. I. Tsukerman³⁷ , V. Tsulaia^{17a} , S. Tsuno⁸⁴ , K. Tsuru¹¹⁹ , D. Tsybychev¹⁴⁶ , Y. Tu^{64b} , A. Tudorache^{27b} , V. Tudorache^{27b} , A. N. Tuna⁶¹ , S. Turchikhin^{57a,57b} , I. Turk Cakir^{3a} , R. Turra^{71a} , T. Turtuvshin^{38,w} , P. M. Tuts⁴¹ , S. Tzamarias^{153,d} , E. Tzovara¹⁰¹ , F. Ukegawa¹⁵⁸ , P. A. Ulloa Poblete^{138b,138c} , E. N. Umaka²⁹ , G. Unal³⁶ , A. Undrus²⁹ , G. Unel¹⁶⁰ , J. Urban^{28b} , P. Urrejola^{138a} , G. Usai⁸ , R. Ushioda¹⁵⁵ , M. Usman¹⁰⁹ , Z. Uysal⁸² , V. Vacek¹³³ , B. Vachon¹⁰⁵ , T. Vafeiadis³⁶ , A. Vaitkus⁹⁷ , C. Valderanis¹¹⁰ , E. Valdes Santurio^{47a,47b} , M. Valente^{157a} , S. Valentinetti^{23a,23b} , A. Valero¹⁶⁴ , E. Valiente Moreno¹⁶⁴ , A. Vallier⁹⁰ , J. A. Valls Ferrer¹⁶⁴ , D. R. Van Arneman¹¹⁵ , T. R. Van Daalen¹³⁹ , A. Van Der Graaf⁴⁹ , P. Van Gemmeren⁶ , M. Van Rijnbach³⁶ , S. Van Stroud⁹⁷ , I. Van Vulpen¹¹⁵ , P. Vana¹³⁴ , M. Vanadia^{76a,76b} , W. Vandelli³⁶ , E. R. Vandewall¹²² , D. Vannicola¹⁵² , L. Vannoli⁵³ , R. Vari^{75a} , E. W. Varnes⁷ , C. Varni^{17b} , T. Varol¹⁴⁹ , D. Varouchas⁶⁶ , L. Varriale¹⁶⁴ , K. E. Varvell¹⁴⁸ , M. E. Vasile^{27b} , L. Vaslin⁸⁴ , G. A. Vasquez¹⁶⁶ , A. Vasyukov³⁸ , L. M. Vaughan¹²² , R. Vavricka¹⁰¹ , T. Vazquez Schroeder³⁶

R. Vuillemet³⁶, O. Vujanovic¹⁰¹, I. Vukotic³⁹, S. Wada¹⁵⁸, C. Wagner¹⁰⁴, J. M. Wagner^{17a}, W. Wagner¹⁷², S. Wahdan¹⁷², H. Wahlberg⁹¹, M. Wakida¹¹², J. Walder¹³⁵, R. Walker¹¹⁰, W. Walkowiak¹⁴², A. Wall¹²⁹, E. J. Wallin⁹⁹, T. Wamorkar⁶, A. Z. Wang¹³⁷, C. Wang¹⁰¹, C. Wang¹¹, H. Wang^{17a}, J. Wang^{64c}, P. Wang⁹⁷, R. Wang⁶¹, R. Wang⁶, S. M. Wang¹⁴⁹, S. Wang^{62b}, S. Wang^{14a}, T. Wang^{62a}, W. T. Wang⁸⁰, W. Wang^{14a}, X. Wang^{14c}, X. Wang¹⁶³, X. Wang^{62c}, Y. Wang^{62d}, Y. Wang^{14c}, Z. Wang¹⁰⁷, Z. Wang^{51,62c,62d}, Z. Wang¹⁰⁷, A. Warburton¹⁰⁵, R. J. Ward²⁰, N. Warrack⁵⁹, S. Waterhouse⁹⁶, A. T. Watson²⁰, H. Watson⁵⁹, M. F. Watson²⁰, E. Watton^{59,135}, G. Watts¹³⁹, B. M. Waugh⁹⁷, J. M. Webb⁵⁴, C. Weber²⁹, H. A. Weber¹⁸, M. S. Weber¹⁹, S. M. Weber^{63a}, C. Wei^{62a}, Y. Wei⁵⁴, A. R. Weidberg¹²⁷, E. J. Weik¹¹⁸, J. Weingarten⁴⁹, C. Weiser⁵⁴, C. J. Wells⁴⁸, T. Wenaus²⁹, B. Wendland⁴⁹, T. Wengler³⁶, N. S. Wenke¹¹¹, N. Wermes²⁴, M. Wessels^{63a}, A. M. Wharton⁹², A. S. White⁶¹, A. White⁸, M. J. White¹, D. Whiteson¹⁶⁰, L. Wickremasinghe¹²⁵, W. Wiedenmann¹⁷¹, M. Wielers¹³⁵, C. Wiglesworth⁴², D. J. Wilbern¹²¹, H. G. Wilkens³⁶, J. J. H. Wilkinson³², D. M. Williams⁴¹, H. H. Williams¹²⁹, S. Williams³², S. Willocq¹⁰⁴, B. J. Wilson¹⁰², P. J. Windischhofer³⁹, F. I. Winkel³⁰, F. Winklmeier¹²⁴, B. T. Winter⁵⁴, J. K. Winter¹⁰², M. Wittgen¹⁴⁴, M. Wobisch⁹⁸, T. Wojtkowski⁶⁰, Z. Wolffs¹¹⁵, J. Wollrath¹⁶⁰, M. W. Wolter⁸⁷, H. Wolters^{131a,131c}, M. C. Wong¹³⁷, E. L. Woodward⁴¹, S. D. Worm⁴⁸, B. K. Wosiek⁸⁷, K. W. Woźniak⁸⁷, S. Wozniowski⁵⁵, K. Wraight⁵⁹, C. Wu²⁰, M. Wu^{14d}, M. Wu¹¹⁴, S. L. Wu¹⁷¹, X. Wu⁵⁶, Y. Wu^{62a}, Z. Wu⁴, J. Wuerzinger^{111,ab}, T. R. Wyatt¹⁰², B. M. Wynne⁵², S. Xella⁴², L. Xia^{14c}, M. Xia^{14b}, J. Xiang^{64c}, M. Xie^{62a}, S. Xin^{14a,14e}, A. Xiong¹²⁴, J. Xiong^{17a}, D. Xu^{14a}, H. Xu^{62a}, L. Xu^{62a}, R. Xu¹²⁹, T. Xu¹⁰⁷, Y. Xu^{14b}, Z. Xu⁵², Z. Xu^{14c}, B. Yabsley¹⁴⁸, S. Yacoob^{33a}, Y. Yamaguchi¹⁵⁵, E. Yamashita¹⁵⁴, H. Yamauchi¹⁵⁸, T. Yamazaki^{17a}, Y. Yamazaki⁸⁵, J. Yan^{62c}, S. Yan⁵⁹, Z. Yan¹⁰⁴, H. J. Yang^{62c,62d}, H. T. Yang^{62a}, S. Yang^{62a}, T. Yang^{64c}, X. Yang³⁶, X. Yang^{14a}, Y. Yang⁴⁴, Y. Yang^{62a}, Z. Yang^{62a}, W.-M. Yao^{17a}, H. Ye^{14c}, H. Ye⁵⁵, J. Ye^{14a}, S. Ye²⁹, X. Ye^{62a}, Y. Yeh⁹⁷, I. Yeletsikh³⁸, B. K. Yeo^{17b}, M. R. Yexley⁹⁷, T. P. Yildirim¹²⁷, P. Yin⁴¹, K. Yorita¹⁶⁹, S. Younas^{27b}, C. J. S. Young³⁶, C. Young¹⁴⁴, C. Yu^{14a,14e}, Y. Yu^{62a}, M. Yuan¹⁰⁷, R. Yuan^{62c,62d}, L. Yue⁹⁷, M. Zaazoua^{62a}, B. Zabinski⁸⁷, E. Zaid⁵², Z. K. Zak⁸⁷, T. Zakareishvili¹⁶⁴, N. Zakharchuk³⁴, S. Zambito⁵⁶, J. A. Zamora Saa^{138b,138d}, J. Zang¹⁵⁴, D. Zanzi⁵⁴, O. Zaplatilek¹³³, C. Zeitnitz¹⁷², H. Zeng^{14a}, J. C. Zeng¹⁶³, D. T. Zenger Jr²⁶, O. Zenin³⁷, T. Ženiš^{28a}, S. Zenz⁹⁵, S. Zerradi^{35a}, D. Zerwas⁶⁶, M. Zhai^{14a,14e}, D. F. Zhang¹⁴⁰, J. Zhang^{62b}, J. Zhang⁶, K. Zhang^{14a,14e}, L. Zhang^{62a}, L. Zhang^{14c}, P. Zhang^{14a,14e}, R. Zhang¹⁷¹, S. Zhang¹⁰⁷, S. Zhang⁹⁰, T. Zhang¹⁵⁴, X. Zhang^{62c}, X. Zhang^{62b}, Y. Zhang^{62c}, Y. Zhang⁹⁷, Y. Zhang^{14c}, Z. Zhang^{17a}, Z. Zhang^{62b}, Z. Zhang⁶⁶, H. Zhao¹³⁹, T. Zhao^{62b}, Y. Zhao¹³⁷, Z. Zhao^{62a}, Z. Zhao^{62a}, A. Zhemchugov³⁸, J. Zheng^{14c}, K. Zheng¹⁶³, X. Zheng^{62a}, Z. Zheng¹⁴⁴, D. Zhong¹⁶³, B. Zhou¹⁰⁷, H. Zhou⁷, N. Zhou^{62c}, Y. Zhou^{14b}, Y. Zhou^{14c}, Y. Zhou⁷, C. G. Zhu^{62b}, J. Zhu¹⁰⁷, X. Zhu^{62d}, Y. Zhu^{62c}, Y. Zhu^{62a}, X. Zhuang^{14a}, K. Zhukov³⁷, N. I. Zimine³⁸, J. Zinsser^{63b}, M. Ziolkowski¹⁴², L. Živković¹⁵, A. Zoccoli^{23a,23b}, K. Zoch⁶¹, T. G. Zorbas¹⁴⁰, O. Zormpa⁴⁶, W. Zou⁴¹, L. Zwalinski³⁶

¹ Department of Physics, University of Adelaide, Adelaide, Australia

² Department of Physics, University of Alberta, Edmonton, AB, Canada

³ (a) Department of Physics, Ankara University, Ankara, Turkey; (b) Division of Physics, TOBB University of Economics and Technology, Ankara, Turkey

⁴ LAPP, Université Savoie Mont Blanc, CNRS/IN2P3, Annecy, France

⁵ APC, Université Paris Cité, CNRS/IN2P3, Paris, France

⁶ High Energy Physics Division, Argonne National Laboratory, Argonne, IL, USA

⁷ Department of Physics, University of Arizona, Tucson, AZ, USA

⁸ Department of Physics, University of Texas at Arlington, Arlington, TX, USA

⁹ Physics Department, National and Kapodistrian University of Athens, Athens, Greece

¹⁰ Physics Department, National Technical University of Athens, Zografou, Greece

¹¹ Department of Physics, University of Texas at Austin, Austin, TX, USA

¹² Institute of Physics, Azerbaijan Academy of Sciences, Baku, Azerbaijan

¹³ Institut de Física d'Altes Energies (IFAE), Barcelona Institute of Science and Technology, Barcelona, Spain

¹⁴ (a) Institute of High Energy Physics, Chinese Academy of Sciences, Beijing, China; (b) Physics Department, Tsinghua University, Beijing, China; (c) Department of Physics, Nanjing University, Nanjing, China; (d) School of Science, Shenzhen Campus of Sun Yat-sen University, Shenzhen, China; (e) University of Chinese Academy of Science (UCAS), Beijing, China

- 15 Institute of Physics, University of Belgrade, Belgrade, Serbia
- 16 Department for Physics and Technology, University of Bergen, Bergen, Norway
- 17 ^(a)Physics Division, Lawrence Berkeley National Laboratory, Berkeley, CA, USA; ^(b)University of California, Berkeley, CA, USA
- 18 Institut für Physik, Humboldt Universität zu Berlin, Berlin, Germany
- 19 Albert Einstein Center for Fundamental Physics and Laboratory for High Energy Physics, University of Bern, Bern, Switzerland
- 20 School of Physics and Astronomy, University of Birmingham, Birmingham, UK
- 21 ^(a)Department of Physics, Bogazici University, Istanbul, Turkey; ^(b)Department of Physics Engineering, Gaziantep University, Gaziantep, Turkey; ^(c)Department of Physics, Istanbul University, Istanbul, Turkey
- 22 ^(a)Facultad de Ciencias y Centro de Investigaciones, Universidad Antonio Nariño, Bogotá, Colombia; ^(b)Departamento de Física, Universidad Nacional de Colombia, Bogotá, Colombia
- 23 ^(a)Dipartimento di Fisica e Astronomia A. Righi, Università di Bologna, Bologna, Italy; ^(b)INFN Sezione di Bologna, Bologna, Italy
- 24 Physikalisches Institut, Universität Bonn, Bonn, Germany
- 25 Department of Physics, Boston University, Boston, MA, USA
- 26 Department of Physics, Brandeis University, Waltham, MA, USA
- 27 ^(a)Transilvania University of Brasov, Brasov, Romania; ^(b)Horia Hulubei National Institute of Physics and Nuclear Engineering, Bucharest, Romania; ^(c)Department of Physics, Alexandru Ioan Cuza University of Iasi, Iasi, Romania; ^(d)Physics Department, National Institute for Research and Development of Isotopic and Molecular Technologies, Cluj-Napoca, Romania; ^(e)National University of Science and Technology Politehnica, Bucharest, Romania; ^(f)West University in Timisoara, Timisoara, Romania; ^(g)Faculty of Physics, University of Bucharest, Bucharest, Romania
- 28 ^(a)Faculty of Mathematics, Physics and Informatics, Comenius University, Bratislava, Slovakia; ^(b)Department of Subnuclear Physics, Institute of Experimental Physics of the Slovak Academy of Sciences, Kosice, Slovak Republic
- 29 Physics Department, Brookhaven National Laboratory, Upton, NY, USA
- 30 Universidad de Buenos Aires, Facultad de Ciencias Exactas y Naturales, Departamento de Física, y CONICET, Instituto de Física de Buenos Aires (IFIBA), Buenos Aires, Argentina
- 31 California State University, Los Angeles, CA, USA
- 32 Cavendish Laboratory, University of Cambridge, Cambridge, UK
- 33 ^(a)Department of Physics, University of Cape Town, Cape Town, South Africa; ^(b)iThemba Labs, Western Cape, South Africa; ^(c)Department of Mechanical Engineering Science, University of Johannesburg, Johannesburg, South Africa; ^(d)National Institute of Physics, University of the Philippines Diliman (Philippines), Quezon City, Philippines; ^(e)Department of Physics, University of South Africa, Pretoria, South Africa; ^(f)University of Zululand, KwaDlangezwa, South Africa; ^(g)School of Physics, University of the Witwatersrand, Johannesburg, South Africa
- 34 Department of Physics, Carleton University, Ottawa, ON, Canada
- 35 ^(a)Faculté des Sciences Ain Chock, Réseau Universitaire de Physique des Hautes Energies-Université Hassan II, Casablanca, Morocco; ^(b)Faculté des Sciences, Université Ibn-Tofail, Kénitra, Morocco; ^(c)Faculté des Sciences Semlalia, Université Cadi Ayyad, LPHEA-Marrakech, Morocco; ^(d)LPMR, Faculté des Sciences, Université Mohamed Premier, Oujda, Morocco; ^(e)Faculté des sciences, Université Mohammed V, Rabat, Morocco; ^(f)Institute of Applied Physics, Mohammed VI Polytechnic University, Ben Guerir, Morocco
- 36 CERN, Geneva, Switzerland
- 37 Affiliated with an institute covered by a cooperation agreement with CERN, Geneva, Switzerland
- 38 Affiliated with an international laboratory covered by a cooperation agreement with CERN, Geneva, Switzerland
- 39 Enrico Fermi Institute, University of Chicago, Chicago, IL, USA
- 40 LPC, Université Clermont Auvergne, CNRS/IN2P3, Clermont-Ferrand, France
- 41 Nevis Laboratory, Columbia University, Irvington, NY, USA
- 42 Niels Bohr Institute, University of Copenhagen, Copenhagen, Denmark
- 43 ^(a)Dipartimento di Fisica, Università della Calabria, Rende, Italy; ^(b)INFN Gruppo Collegato di Cosenza, Laboratori Nazionali di Frascati, Frascati, Italy
- 44 Physics Department, Southern Methodist University, Dallas, TX, USA
- 45 Physics Department, University of Texas at Dallas, Richardson, TX, USA
- 46 National Centre for Scientific Research “Demokritos”, Agia Paraskevi, Greece

- 47 (a) Department of Physics, Stockholm University, Stockholm, Sweden; (b) Oskar Klein Centre, Stockholm, Sweden
- 48 Deutsches Elektronen-Synchrotron DESY, Hamburg and Zeuthen, Germany
- 49 Fakultät Physik, Technische Universität Dortmund, Dortmund, Germany
- 50 Institut für Kern- und Teilchenphysik, Technische Universität Dresden, Dresden, Germany
- 51 Department of Physics, Duke University, Durham, NC, USA
- 52 SUPA-School of Physics and Astronomy, University of Edinburgh, Edinburgh, UK
- 53 INFN e Laboratori Nazionali di Frascati, Frascati, Italy
- 54 Physikalisches Institut, Albert-Ludwigs-Universität Freiburg, Freiburg, Germany
- 55 II. Physikalisches Institut, Georg-August-Universität Göttingen, Göttingen, Germany
- 56 Département de Physique Nucléaire et Corpusculaire, Université de Genève, Geneva, Switzerland
- 57 (a) Dipartimento di Fisica, Università di Genova, Genoa, Italy; (b) INFN Sezione di Genova, Genoa, Italy
- 58 II. Physikalisches Institut, Justus-Liebig-Universität Giessen, Giessen, Germany
- 59 SUPA-School of Physics and Astronomy, University of Glasgow, Glasgow, UK
- 60 LPSC, Université Grenoble Alpes, CNRS/IN2P3, Grenoble INP, Grenoble, France
- 61 Laboratory for Particle Physics and Cosmology, Harvard University, Cambridge, MA, USA
- 62 (a) Department of Modern Physics and State Key Laboratory of Particle Detection and Electronics, University of Science and Technology of China, Hefei, China; (b) Institute of Frontier and Interdisciplinary Science and Key Laboratory of Particle Physics and Particle Irradiation (MOE), Shandong University, Qingdao, China; (c) School of Physics and Astronomy, Shanghai Jiao Tong University, Key Laboratory for Particle Astrophysics and Cosmology (MOE), SKLPPC, Shanghai, China; (d) Tsung-Dao Lee Institute, Shanghai, China; (e) School of Physics and Microelectronics, Zhengzhou University, Zhengzhou, China
- 63 (a) Kirchhoff-Institut für Physik, Ruprecht-Karls-Universität Heidelberg, Heidelberg, Germany; (b) Physikalisches Institut, Ruprecht-Karls-Universität Heidelberg, Heidelberg, Germany
- 64 (a) Department of Physics, Chinese University of Hong Kong, Shatin, N.T., Hong Kong; (b) Department of Physics, University of Hong Kong, Hong Kong, China; (c) Department of Physics and Institute for Advanced Study, Hong Kong University of Science and Technology, Clear Water Bay, Kowloon, Hong Kong, China
- 65 Department of Physics, National Tsing Hua University, Hsinchu, Taiwan
- 66 IJCLab, Université Paris-Saclay, CNRS/IN2P3, 91405 Orsay, France
- 67 Centro Nacional de Microelectrónica (IMB-CNM-CSIC), Barcelona, Spain
- 68 Department of Physics, Indiana University, Bloomington, IN, USA
- 69 (a) INFN Gruppo Collegato di Udine, Sezione di Trieste, Udine, Italy; (b) ICTP, Trieste, Italy; (c) Dipartimento Politecnico di Ingegneria e Architettura, Università di Udine, Udine, Italy
- 70 (a) INFN Sezione di Lecce, Lecce, Italy; (b) Dipartimento di Matematica e Fisica, Università del Salento, Lecce, Italy
- 71 (a) INFN Sezione di Milano, Milan, Italy; (b) Dipartimento di Fisica, Università di Milano, Milan, Italy
- 72 (a) INFN Sezione di Napoli, Naples, Italy; (b) Dipartimento di Fisica, Università di Napoli, Naples, Italy
- 73 (a) INFN Sezione di Pavia, Pavia, Italy; (b) Dipartimento di Fisica, Università di Pavia, Pavia, Italy
- 74 (a) INFN Sezione di Pisa, Pisa, Italy; (b) Dipartimento di Fisica E. Fermi, Università di Pisa, Pisa, Italy
- 75 (a) INFN Sezione di Roma, Rome, Italy; (b) Dipartimento di Fisica, Sapienza Università di Roma, Rome, Italy
- 76 (a) INFN Sezione di Roma Tor Vergata, Rome, Italy; (b) Dipartimento di Fisica, Università di Roma Tor Vergata, Rome, Italy
- 77 (a) INFN Sezione di Roma Tre, Rome, Italy; (b) Dipartimento di Matematica e Fisica, Università Roma Tre, Rome, Italy
- 78 (a) INFN-TIFPA, Povo, Italy; (b) Università degli Studi di Trento, Trento, Italy
- 79 Universität Innsbruck, Department of Astro and Particle Physics, Innsbruck, Austria
- 80 University of Iowa, Iowa City, IA, USA
- 81 Department of Physics and Astronomy, Iowa State University, Ames, IA, USA
- 82 Istinye University, Sariyer, Istanbul, Turkey
- 83 (a) Departamento de Engenharia Elétrica, Universidade Federal de Juiz de Fora (UFJF), Juiz de Fora, Brazil; (b) Universidade Federal do Rio De Janeiro COPPE/EE/IF, Rio de Janeiro, Brazil; (c) Instituto de Física, Universidade de São Paulo, São Paulo, Brazil; (d) Rio de Janeiro State University, Rio de Janeiro, Brazil; (e) Federal University of Bahia, Bahia, Brazil
- 84 KEK, High Energy Accelerator Research Organization, Tsukuba, Japan
- 85 Graduate School of Science, Kobe University, Kobe, Japan

- 86 (a) AGH University of Krakow, Faculty of Physics and Applied Computer Science, Krakow, Poland; (b) Marian Smoluchowski Institute of Physics, Jagiellonian University, Krakow, Poland
- 87 Institute of Nuclear Physics Polish Academy of Sciences, Krakow, Poland
- 88 Faculty of Science, Kyoto University, Kyoto, Japan
- 89 Research Center for Advanced Particle Physics and Department of Physics, Kyushu University, Fukuoka, Japan
- 90 L2IT, Université de Toulouse, CNRS/IN2P3, UPS, Toulouse, France
- 91 Instituto de Física La Plata, Universidad Nacional de La Plata and CONICET, La Plata, Argentina
- 92 Physics Department, Lancaster University, Lancaster, UK
- 93 Oliver Lodge Laboratory, University of Liverpool, Liverpool, UK
- 94 Department of Experimental Particle Physics, Jožef Stefan Institute and Department of Physics, University of Ljubljana, Ljubljana, Slovenia
- 95 School of Physics and Astronomy, Queen Mary University of London, London, UK
- 96 Department of Physics, Royal Holloway University of London, Egham, UK
- 97 Department of Physics and Astronomy, University College London, London, UK
- 98 Louisiana Tech University, Ruston, LA, USA
- 99 Fysiska institutionen, Lunds universitet, Lund, Sweden
- 100 Departamento de Física Teórica C-15 and CIAFF, Universidad Autónoma de Madrid, Madrid, Spain
- 101 Institut für Physik, Universität Mainz, Mainz, Germany
- 102 School of Physics and Astronomy, University of Manchester, Manchester, UK
- 103 CPPM, Aix-Marseille Université, CNRS/IN2P3, Marseille, France
- 104 Department of Physics, University of Massachusetts, Amherst, MA, USA
- 105 Department of Physics, McGill University, Montreal, QC, Canada
- 106 School of Physics, University of Melbourne, Victoria, Australia
- 107 Department of Physics, University of Michigan, Ann Arbor, MI, USA
- 108 Department of Physics and Astronomy, Michigan State University, East Lansing, MI, USA
- 109 Group of Particle Physics, University of Montreal, Montreal, QC, Canada
- 110 Fakultät für Physik, Ludwig-Maximilians-Universität München, Munich, Germany
- 111 Max-Planck-Institut für Physik (Werner-Heisenberg-Institut), Munich, Germany
- 112 Graduate School of Science and Kobayashi-Maskawa Institute, Nagoya University, Nagoya, Japan
- 113 Department of Physics and Astronomy, University of New Mexico, Albuquerque, NM, USA
- 114 Institute for Mathematics, Astrophysics and Particle Physics, Radboud University/Nikhef, Nijmegen, The Netherlands
- 115 Nikhef National Institute for Subatomic Physics and University of Amsterdam, Amsterdam, The Netherlands
- 116 Department of Physics, Northern Illinois University, DeKalb, IL, USA
- 117 (a) New York University Abu Dhabi, Abu Dhabi, United Arab Emirates; (b) United Arab Emirates University, Al Ain, United Arab Emirates
- 118 Department of Physics, New York University, New York, NY, USA
- 119 Ochanomizu University, Otsuka, Bunkyo-ku, Tokyo, Japan
- 120 Ohio State University, Columbus, OH, USA
- 121 Homer L. Dodge Department of Physics and Astronomy, University of Oklahoma, Norman, OK, USA
- 122 Department of Physics, Oklahoma State University, Stillwater, OK, USA
- 123 Palacký University, Joint Laboratory of Optics, Olomouc, Czech Republic
- 124 Institute for Fundamental Science, University of Oregon, Eugene, OR, USA
- 125 Graduate School of Science, Osaka University, Osaka, Japan
- 126 Department of Physics, University of Oslo, Oslo, Norway
- 127 Department of Physics, Oxford University, Oxford, UK
- 128 LPNHE, Sorbonne Université, Université Paris Cité, CNRS/IN2P3, Paris, France
- 129 Department of Physics, University of Pennsylvania, Philadelphia, PA, USA
- 130 Department of Physics and Astronomy, University of Pittsburgh, Pittsburgh, PA, USA
- 131 (a) Laboratório de Instrumentação e Física Experimental de Partículas-LIP, Lisbon, Portugal; (b) Departamento de Física, Faculdade de Ciências, Universidade de Lisboa, Lisbon, Portugal; (c) Departamento de Física, Universidade de Coimbra, Coimbra, Portugal; (d) Centro de Física Nuclear da Universidade de Lisboa, Lisbon, Portugal; (e) Departamento de Física, Universidade do Minho, Braga, Portugal; (f) Departamento de Física Teórica y del Cosmos, Universidad de Granada, Granada, Spain; (g) Departamento de Física, Instituto Superior Técnico, Universidade de Lisboa, Lisbon, Portugal

- 132 Institute of Physics of the Czech Academy of Sciences, Prague, Czech Republic
133 Czech Technical University in Prague, Prague, Czech Republic
134 Charles University, Faculty of Mathematics and Physics, Prague, Czech Republic
135 Particle Physics Department, Rutherford Appleton Laboratory, Didcot, UK
136 IRFU, CEA, Université Paris-Saclay, Gif-sur-Yvette, France
137 Santa Cruz Institute for Particle Physics, University of California Santa Cruz, Santa Cruz, CA, USA
138 ^(a)Departamento de Física, Pontificia Universidad Católica de Chile, Santiago, Chile; ^(b)Millennium Institute for Subatomic physics at High Energy Frontier (SAPHIR), Santiago, Chile; ^(c)Instituto de Investigación Multidisciplinario en Ciencia y Tecnología y Departamento de Física, Universidad de La Serena, La Serena, Chile; ^(d)Universidad Andres Bello, Department of Physics, Santiago, Chile; ^(e)Instituto de Alta Investigación, Universidad de Tarapacá, Arica, Chile; ^(f)Departamento de Física, Universidad Técnica Federico Santa María, Valparaíso, Chile
139 Department of Physics, University of Washington, Seattle, WA, USA
140 Department of Physics and Astronomy, University of Sheffield, Sheffield, UK
141 Department of Physics, Shinshu University, Nagano, Japan
142 Department Physik, Universität Siegen, Siegen, Germany
143 Department of Physics, Simon Fraser University, Burnaby, BC, Canada
144 SLAC National Accelerator Laboratory, Stanford, CA, USA
145 Department of Physics, Royal Institute of Technology, Stockholm, Sweden
146 Departments of Physics and Astronomy, Stony Brook University, Stony Brook, NY, USA
147 Department of Physics and Astronomy, University of Sussex, Brighton, UK
148 School of Physics, University of Sydney, Sydney, Australia
149 Institute of Physics, Academia Sinica, Taipei, Taiwan
150 ^(a)E. Andronikashvili Institute of Physics, Iv. Javakhishvili Tbilisi State University, Tbilisi, Georgia; ^(b)High Energy Physics Institute, Tbilisi State University, Tbilisi, Georgia; ^(c)University of Georgia, Tbilisi, Georgia
151 Department of Physics, Technion, Israel Institute of Technology, Haifa, Israel
152 Raymond and Beverly Sackler School of Physics and Astronomy, Tel Aviv University, Tel Aviv, Israel
153 Department of Physics, Aristotle University of Thessaloniki, Thessaloniki, Greece
154 International Center for Elementary Particle Physics and Department of Physics, University of Tokyo, Tokyo, Japan
155 Department of Physics, Tokyo Institute of Technology, Tokyo, Japan
156 Department of Physics, University of Toronto, Toronto, ON, Canada
157 ^(a)TRIUMF, Vancouver, BC, Canada; ^(b)Department of Physics and Astronomy, York University, Toronto, ON, Canada
158 Division of Physics and Tomonaga Center for the History of the Universe, Faculty of Pure and Applied Sciences, University of Tsukuba, Tsukuba, Japan
159 Department of Physics and Astronomy, Tufts University, Medford, MA, USA
160 Department of Physics and Astronomy, University of California Irvine, Irvine, CA, USA
161 University of Sharjah, Sharjah, United Arab Emirates
162 Department of Physics and Astronomy, University of Uppsala, Uppsala, Sweden
163 Department of Physics, University of Illinois, Urbana, IL, USA
164 Instituto de Física Corpuscular (IFIC), Centro Mixto Universidad de Valencia-CSIC, Valencia, Spain
165 Department of Physics, University of British Columbia, Vancouver, BC, Canada
166 Department of Physics and Astronomy, University of Victoria, Victoria, BC, Canada
167 Fakultät für Physik und Astronomie, Julius-Maximilians-Universität Würzburg, Würzburg, Germany
168 Department of Physics, University of Warwick, Coventry, UK
169 Waseda University, Tokyo, Japan
170 Department of Particle Physics and Astrophysics, Weizmann Institute of Science, Rehovot, Israel
171 Department of Physics, University of Wisconsin, Madison, WI, USA
172 Fakultät für Mathematik und Naturwissenschaften, Fachgruppe Physik, Bergische Universität Wuppertal, Wuppertal, Germany
173 Department of Physics, Yale University, New Haven, CT, USA

^a Also Affiliated with an Institute Covered by a Cooperation Agreement with CERN, Geneva, Switzerland

^b Also at An-Najah National University, Nablus, Palestine

^c Also at Borough of Manhattan Community College, City University of New York, New York, NY, USA

- ^d Also at Center for Interdisciplinary Research and Innovation (CIRI-AUTH), Thessaloniki, Greece
- ^e Also at Centro Studi e Ricerche Enrico Fermi, Rome, Italy
- ^f Also at CERN, Geneva, Switzerland
- ^g Also at Département de Physique Nucléaire et Corpusculaire, Université de Genève, Geneva, Switzerland
- ^h Also at Departament de Física de la Universitat Autònoma de Barcelona, Barcelona, Spain
- ⁱ Also at Department of Financial and Management Engineering, University of the Aegean, Chios, Greece
- ^j Also at Department of Physics, California State University, Sacramento, USA
- ^k Also at Department of Physics, King's College London, London, UK
- ^l Also at Department of Physics, Stanford University, Stanford, CA, USA
- ^m Also at Department of Physics, Stellenbosch University, South Africa
- ⁿ Also at Department of Physics, University of Fribourg, Fribourg, Switzerland
- ^o Also at Department of Physics, University of Thessaly, Greece
- ^p Also at Department of Physics, Westmont College, Santa Barbara, USA
- ^q Also at Hellenic Open University, Patras, Greece
- ^r Also at Institutio Catalana de Recerca i Estudis Avancats, ICREA, Barcelona, Spain
- ^s Also at Institut für Experimentalphysik, Universität Hamburg, Hamburg, Germany
- ^t Also at Institute for Nuclear Research and Nuclear Energy (INRNE) of the Bulgarian Academy of Sciences, Sofia, Bulgaria
- ^u Also at Institute of Applied Physics, Mohammed VI Polytechnic University, Ben Guerir, Morocco
- ^v Also at Institute of Particle Physics (IPP), Ottawa, Canada
- ^w Also at Institute of Physics and Technology, Mongolian Academy of Sciences, Ulaanbaatar, Mongolia
- ^x Also at Institute of Physics, Azerbaijan Academy of Sciences, Baku, Azerbaijan
- ^y Also at Institute of Theoretical Physics, Ilia State University, Tbilisi, Georgia
- ^z Also at Lawrence Livermore National Laboratory, Livermore, USA
- ^{aa} Also at National Institute of Physics, University of the Philippines Diliman (Philippines), Quezon City, Philippines
- ^{ab} Also at Technical University of Munich, Munich, Germany
- ^{ac} Also at The Collaborative Innovation Center of Quantum Matter (CICQM), Beijing, China
- ^{ad} Also at TRIUMF, Vancouver, BC, Canada
- ^{ae} Also at Università di Napoli Parthenope, Napoli, Italy
- ^{af} Also at University of Colorado Boulder, Department of Physics, Colorado, USA
- ^{ag} Also at Washington College, Chestertown, MD, USA
- ^{ah} Also at Yeditepe University, Physics Department, Istanbul, Turkey
- * Deceased