



Deposited via The University of York.

White Rose Research Online URL for this paper:

<https://eprints.whiterose.ac.uk/id/eprint/217482/>

Version: Published Version

---

**Article:**

Martelo, L. M. and Ferreira, Aires (2024) Designer spin-orbit superlattices: symmetry-protected Dirac cones and spin Berry curvature in two-dimensional van der Waals metamaterials. *Communications Physics*. 308. ISSN: 2399-3650

<https://doi.org/10.1038/s42005-024-01801-8>

---

**Reuse**

This article is distributed under the terms of the Creative Commons Attribution (CC BY) licence. This licence allows you to distribute, remix, tweak, and build upon the work, even commercially, as long as you credit the authors for the original work. More information and the full terms of the licence here:

<https://creativecommons.org/licenses/>

**Takedown**

If you consider content in White Rose Research Online to be in breach of UK law, please notify us by emailing [eprints@whiterose.ac.uk](mailto:eprints@whiterose.ac.uk) including the URL of the record and the reason for the withdrawal request.

<https://doi.org/10.1038/s42005-024-01801-8>

# Designer spin-orbit superlattices: symmetry-protected Dirac cones and spin Berry curvature in two-dimensional van der Waals metamaterials

Check for updates

L. M. Martelo <sup>1,2</sup> & Aires Ferreira <sup>3</sup>

The emergence of strong relativistic spin-orbit effects in low-dimensional systems provides a rich opportunity for exploring unconventional states of matter. Here, we present a route to realise tunable relativistic band structures based on the lateral patterning of proximity-induced spin-orbit coupling. The concept is illustrated on a patterned graphene–transition metal dichalcogenide heterostructure, where the spatially periodic spin-orbit coupling induces a rich mini-band structure featuring massless and massive Dirac bands carrying large spin Berry curvature. The envisaged systems support robust and gate-tunable spin Hall responses driven by the quantum geometry of mini-bands, which can be tailored through metasurface fabrication methods and twisting effects. These findings open pathways to two-dimensional quantum material design and low-power spintronic applications.

The intertwining of orbital and spin degrees of freedom underpin a wealth of phenomena, from the formation of topological insulators to the spin Hall effect of light<sup>1–7</sup>. In condensed matter systems, spin-orbit coupling (SOC) is a relativistic interaction due to the motion of electrons in the electric field of the crystal lattice, which can yield spin-dependent band structures and Berry-curvature effects that strongly influence the electrodynamic of quasiparticles<sup>8,9</sup>. Because the Berry curvature flux encodes global topological invariants (such as the Chern number for quantum anomalous Hall insulators), SOC is also a key mechanism behind quantised transport in topological phases of matter<sup>10,11</sup>.

Broken symmetries alter the spin-orbital character of electronic states<sup>12,13</sup>, and therefore provide pathways by which to realise novel spin phenomena. Among these, the emergence of spin textures in spin-orbit-coupled systems with broken spatial inversion symmetry has generated enormous excitement in the fields of spintronics and magnonics recently<sup>14,15</sup>. Owing to a close interplay of spin, lattice (pseudospin), and orbital degrees of freedom, SOC manifests both in real and momentum spaces—spin-momentum locking of spin-split Fermi surfaces<sup>16–18</sup>, magnetic skyrmions<sup>19–21</sup>, and persistent spin helices<sup>22–24</sup> are prominent examples—and forms the basis of several transport effects of fundamental and practical interest. Chief among these is the current-driven spin polarisation that occurs in non-magnetic conductors with nontrivial spin textures, such as spin-momentum-locked Rashba interfaces and topological surfaces<sup>25–27</sup>.

The ensuing net spin polarisations are often large (allowing current-induced magnetisation switching of ferromagnets<sup>28–30</sup>) and tend to lie perpendicularly to the applied electric field owing to the tangential nature of conventional Rashba-type spin textures. Moreover, recent studies have found that the net spin orientation can be tuned in chiral materials boasting more exotic spin textures due to fully broken reflection symmetries<sup>31–34</sup>, which has the potential to unlock unconventional spin-orbit torques<sup>35–37</sup>.

Likewise, the rich landscape of spin Hall effects (SHEs) reflects the symmetries underlying spin-orbit-coupled matter<sup>38</sup>. Of recent and growing interest is the SHE in vertical heterostructures built from graphene and two-dimensional (2D) semiconductors<sup>39</sup>. In these systems, the interfacial breaking of point-group symmetries leads to two main types of SOC that can be either induced or greatly enhanced via proximity effects: the sublattice-staggered SOC (underlying the valley-Zeeman effect) and the more familiar Rashba SOC<sup>40–42</sup>. Beyond featuring an exceptionally high degree of SOC tunability via strain and twisting effects<sup>43–48</sup>, proximitized 2D crystals support robust extrinsic SHEs due to scalar impurities, having no counterpart in other, non-Dirac 2D systems<sup>49,50</sup> (for a recent review see ref. 42). Such symmetry-breaking effects are also of ubiquitous importance for 2D quantised transport<sup>51–54</sup>, as well as for metallic anomalous Hall and magnetic spin Hall phases<sup>55,56</sup>.

Despite this, most theoretical work so far has focused on translation invariant spin-orbit fields that reflect the periodicity of the underlying

<sup>1</sup>Departamento de Engenharia Física, Faculdade de Engenharia da Universidade do Porto, Porto, Portugal. <sup>2</sup>Centro de Física do Porto, Porto, Portugal. <sup>3</sup>School of Physics, Engineering and Technology and York Centre for Quantum Technologies, University of York, York, UK. e-mail: [martelo@fe.up.pt](mailto:martelo@fe.up.pt); [aires.ferreira@york.ac.uk](mailto:aires.ferreira@york.ac.uk)

crystal structure, since this is the most conspicuous case. An interesting exception is the modulation of the strength of Rashba and Dresselhaus SOC induced in quantum-wire setups, previously explored in the context of spin-transistor devices<sup>57–59</sup>. Inspired by recent advances in the realisation of artificial Dirac band structures in graphene with one-dimensional (1D) superlattice potentials<sup>60–62</sup>, the purpose of this work is to show that the quantum geometry and electrodynamic response of 2D materials can be engineered via synthetic spin-orbit fields created by a metasurface. Our proposal, outlined in Fig. 1a, leverages proximity-induced effects between atomically thin crystals to engender effective spin-orbit fields with periodicity  $a_S$  much greater than the lattice scale, which we call super-spin-orbit fields (SSOFs). We envision that the long-wavelength modulation of the spin-orbit field acting on charge carriers can be achieved by placing graphene on a patterned high-SOC substrate, akin to the patterning of electrostatic potentials in a lateral graphene superlattice<sup>60–62</sup> (other possibilities are discussed below). As we shall see, the envisaged synthetic SSOFs not only lead to the formation of mini-bands but also impact their underlying quantum geometry, yielding a number useful effects. This includes the counterintuitive and exotic possibility of creating linearly dispersing spin-degenerate electronic states even for Rashba-type SSOFs where spatial inversion symmetry is strictly broken. Our proposal is, therefore, complementary to previous superlattice setups, where the presence of spatially uniform SOC components generally leads to spin-split energy bands with non-linear dispersion as well as energy gaps<sup>63–65</sup>. The SSOFs are also fundamentally distinct from superlattices arising from the periodic modulation of on-site staggered potentials<sup>66,67</sup>, which lack SOC effects. Another advantage of the SSOFs introduced here is that they intrinsically generate semimetallic phases without the need for periodic Zeeman fields<sup>68</sup>, which are difficult to implement. Furthermore, in analogy to spatially uniform SOC, SSOFs endow electronic states with spin Berry curvature, paving the way to SHEs with unique geometric features.

To model the electronic properties of a graphene sheet subject to a proximity-induced SSOF, we employ a continuum low-energy description based on the Weyl-Dirac Hamiltonian<sup>69</sup>, supplemented with a 1D periodic perturbation comprising a scalar potential  $U(x)$ <sup>60</sup> and SOC terms allowed by symmetry<sup>40–42</sup>. We focus exclusively on long-period perturbations, hence

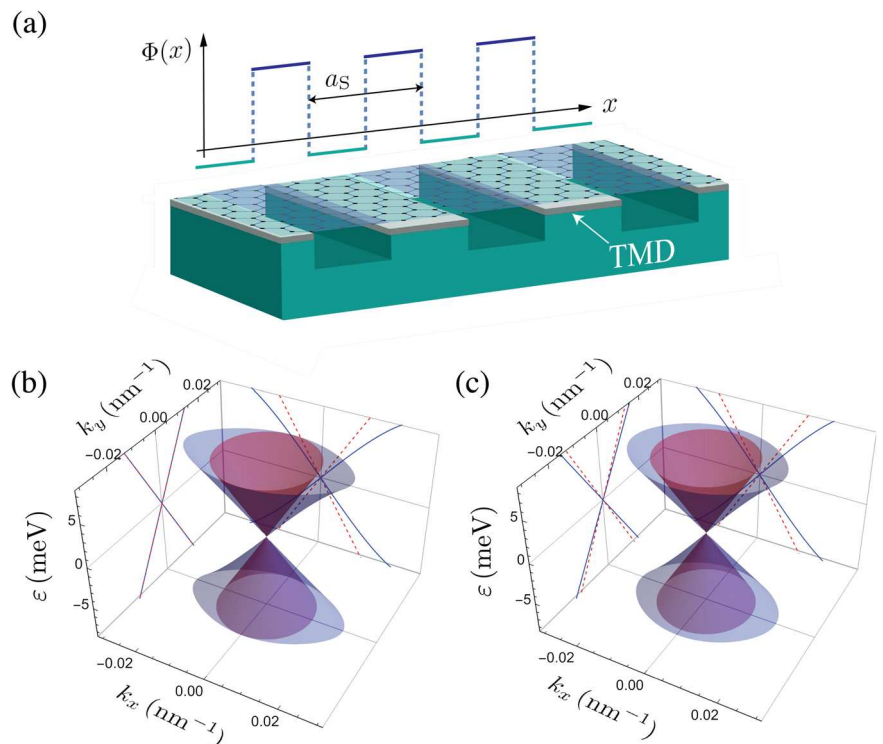
suppressing intervalley scattering<sup>60</sup>. The Hamiltonian in the valley-isotropic basis is

$$H_\tau = v(\boldsymbol{\sigma} \cdot \mathbf{p}) \otimes s_0 + U(x)\sigma_0 \otimes s_0 + H_{\text{so},\tau}(x), \quad (1)$$

where  $v$  is the bare Fermi velocity of 2D massless Dirac fermions ( $v = 10^6$  m/s),  $\sigma_a$  and  $s_a$  ( $a = x, y, z$ ) are Pauli matrices acting on the pseudospin and spin subspaces, respectively,  $\sigma_0$  and  $s_0$  are  $2 \times 2$  identity matrices,  $\mathbf{p} = -i\hbar\nabla$  is the momentum operator, and  $\tau = \pm 1$  is the valley index. For the broad class of Dirac Hamiltonians that are locally invariant under the  $C_{3v}$  point group<sup>41,42</sup>, the SSOF term  $H_{\text{so},\tau}(x)$  receives up to 3 contributions, namely, a spin-flip Rashba term [ $H_R(x) = \lambda_R \Phi(x) (\sigma_x \otimes s_y - \sigma_y \otimes s_x)$ ], a valley-Zeeman term due to the broken sublattice symmetry [ $H_{\text{vz},\tau}(x) = \tau\lambda_{\text{vz}} \Phi(x) \sigma_0 \otimes s_z$ ], and a Kane-Mele (KM) term [ $H_{\text{KM}}(x) = \lambda_{\text{KM}} \Phi(x) \sigma_z \otimes s_z$ ]. Here,  $\lambda_R$ ,  $\lambda_{\text{vz}}$ , and  $\lambda_{\text{KM}}$  respectively denote the nominal strength of the Rashba, valley-Zeeman, and intrinsic-like SOC induced by the application of the SSOF, while  $\Phi(x)$  describes the spatial profile of the SOC modulation [ $\Phi(x + m a_S) = \Phi(x)$  with  $m$  an integer]. We note that the presence of the periodic modulation yields a mini-band energy spectrum,  $\epsilon_{n\mathbf{k}}$  where  $n \in \mathbb{Z} \setminus \{0\}$  is the mini-band index and  $\mathbf{k}$  is the Bloch wavevector relative to a Dirac valley; see Methods for additional details.

An example of a graphene system subject to a SSOF with a square-wave profile is depicted in Fig. 1a. Recent measurements<sup>45–47</sup> have shown that proximity-induced Rashba SOC in graphene/WSe<sub>2</sub> attains giant values of up to 15 meV<sup>46</sup>, which is more than 350 times larger than graphene’s intrinsic SOC<sup>70</sup>, and makes group VI dichalcogenides ideal high-SOC substrates for our proposal. Lastly, we assume that the superlattice potential, when present, is designed to track the SSOF modulation (e.g. via a patterned bottom gate), and thus write  $U(x) = u \Phi(x)$ , where  $u$  is the scalar potential amplitude. The most striking scenario, on which we will focus our attention, concerns Rashba SSOFs with a zero-mean profile [that is,  $\langle \Phi(x) \rangle = (1/a_S) \int_0^{a_S} dx \Phi(x) = 0$ ]. For example, this can be accomplished through the encapsulation of a graphene sheet between identical dielectric layers with a relative offset of  $a_S/2$ . More exotic experimental routes, yet viable, include metal intercalation<sup>71</sup>, periodic folding of graphene<sup>72</sup>, proximity coupling to rippled group-VI dichalcogenides<sup>73,74</sup> and deposition of

**Fig. 1 | Proposed experimental setup and predicted electronic structure.** **a** 1D periodic modulation of the proximity-induced SOC. In this example, the SSOF is imprinted on graphene via the use of a dielectric metasurface decorated with 2D semiconductors (labelled TMD). **b** Energy dispersion of low-lying states around the  $K$  valley for a zero-mean square-wave profile with  $a_S = 100$  nm,  $\lambda_{\text{KM}} = 20$  meV, and  $u = 0$ . **c** Same as **b** but with  $u = 15$  meV. As a guide to the eye, the bare energy dispersion of graphene is shown in red (inner cones).



graphene on stepped surfaces<sup>75</sup>. The low-energy physics in all these routes are captured by Eq. (1) (or simple generalisations thereof) with a suitable choice of parameters. Without loss of generality, we work within the *K* valley ( $\tau = 1$ ) with a valley-degeneracy factor of two properly accounted for in physical quantities like the spin Hall conductivity.

## Results and Discussion

### Kane-Mele SSOF case

To build intuition, we first consider an SSOF with zero spatial average ( $\langle\Phi(x)\rangle = 0$ ) that locally preserves all the spatial symmetries of the honeycomb lattice, i.e. with a single term ( $H_{\text{KM}}$ ). The energy spectrum is two-fold spin degenerate in this case and exhibits the typical mini-band structure caused by a periodic perturbation. In Fig. 1b, we show numerically exact results for a long-period square-wave modulation of type KM; details are provided in the Methods. The most striking feature of the low-energy spectrum is the band touching at zero energy, i.e. the SOC spatial modulation precludes the opening of a topological gap<sup>3</sup>. (Higher-energy mini-bands are located at energies  $\approx \pm 2\pi\hbar/a_s \approx \pm 40$  meV and thus lie outside the energy range of Fig. 1.) Importantly, the linearly dispersing zero energy states in our system cannot be gapped out without breaking the global average condition of the periodic perturbation. In other words, the Dirac point degeneracy survives SSOFs with  $\langle\Phi(x)\rangle = 0$  (the reader is referred to Supplementary Notes 1–4 for numerical and analytical evidence supporting the generality of this statement). What is more, the emergent 2D Dirac fermions unveiled here remain massless even for SSOFs that locally break one or more spatial symmetries, such as a spatially modulated Rashba SOC. The robustness of the crossing point between the electron and hole mini-bands hints at significant quantum geometry effects, which will be discussed shortly.

Next, we observe that the KM-SSOF renormalises the group velocity along the modulation direction,  $\hat{x}$ , while it produces no change perpendicularly to it. This is the opposite behaviour of graphene under a periodic (scalar) potential<sup>60</sup>, and provides a simple mechanism to fine tune charge carrier propagation. This possibility is highlighted in Fig. 1c, showing that the combined action of a SSOF and a periodic potential squeezes the Dirac cones along both parallel and perpendicular directions to the reciprocal superlattice vector. Perturbation theory provides further insights, as detailed in the Supplementary Notes 2 and 3. In the limit  $u, \lambda_{\text{KM}} \ll \hbar v/a_s$ , the component of the group velocity parallel to the wavevector  $\mathbf{k}$  of the low-lying Dirac states may be obtained directly from Supplementary Equation (2) of Supplementary Note 2. We find

$$v_{\mathbf{k}} \cong v \left[ 1 - \xi \frac{u^2 \sin^2 \theta_{\mathbf{k}} + \lambda_{\text{KM}}^2 \cos^2 \theta_{\mathbf{k}}}{\hbar^2 v^2 G_1^2} \right], \quad (2)$$

where  $\theta_{\mathbf{k}}$  is the wavevector angle,  $\xi$  is a geometric factor ( $\xi \approx 1.645$  for a square-wave SSOF), and  $G_1 = 2\pi/a_s$ . Equation (2) shows that the periodic perturbation can be tuned to yield an isotropic group velocity. Indeed, setting  $u = \pm \lambda_{\text{KM}}$  results in isotropic Dirac cones, thus mimicking the low-energy physics of bare graphene without SOC. The situation becomes richer when considering realistic systems with broken spatial symmetries as shown below. For example, Dirac fermions with isotropic behaviour can be realised by means of a pure Rashba SSOF, bypassing the need for a scalar periodic potential.

### Realistic SSOFs and quantum geometry effects

Now, we turn to the class of SSOFs that admix valley-Zeeman ( $H_{\text{vz}}$ ) and Rashba ( $H_{\text{R}}$ ) terms due to the breaking of spatial symmetries. Unlike the KM-type SOC in the example above, both  $\lambda_{\text{R}}$  and  $\lambda_{\text{vz}}$  can reach experimentally relevant energy scales, which is ideal for our proposal. We primarily focus on pure Rashba SSOFs which can be realised via twist-angle engineering in graphene-on-transition metal dichalcogenide (TMD) heterostructures<sup>43–46</sup>. We neglect the KM-type SOC, which due to its smallness<sup>70</sup> is unimportant. The idea is to tune the twist angle, so that the effective SOC of charge carriers on *A* and *B* sublattices coincide, yielding a

vanishing valley-Zeeman effect,  $\lambda_{\text{vz}} = (\lambda_A - \lambda_B)/2 = 0$ . The resulting SOC is thus of Rashba type (allowed by the broken  $z \rightarrow -z$  symmetry)<sup>43,44</sup>. This intriguing possibility has been confirmed experimentally via quasiparticle interference imaging<sup>46</sup>, showing that  $\lambda_{\text{vz}} \approx 0$  and  $\lambda_{\text{R}} \approx 15$  meV for 30° twist-angle graphene-on-WSe<sub>2</sub> systems. Armed with this important insight, we start by investigating the electronic structure induced by a square-wave Rashba SSOF. The energy dispersion of charge carriers in the three lowest-lying bands, above and below the charge neutrality point, is shown in Fig. 2a. The calculated spectrum contains several genuine fingerprints of the SSOFs proposed in this work. Similar to the case above, the zero energy modes exhibit linear dispersion (i.e. the Dirac point degeneracy is protected). Furthermore, the behaviour is isotropic. Thus, with regards to energy dispersion, this system emulates pristine graphene with a strongly renormalised Fermi velocity (see below). The massless nature of low-energy excitations is a robust feature of the 2D van der Waals metamaterials underpinning the SSOFs. In fact, only perturbations breaking the zero-average condition ( $\langle\Phi\rangle = 0$ ) can gap out the massless Dirac states (see Supplementary Note 5). As such, the zero-energy modes can be made as robust as desired in a realistic setup, by ensuring that the fabrication method preserves the global average of the periodic perturbation. This confers protection against local SOC fluctuations that are unavoidable in realistic systems.

Next, we ask whether the SSOFs can endow 2D massless Dirac fermions with quantum geometric properties. We start by noting that the mini-bands due to a square-wave Rashba SSOF [see Fig. 2a] are two-fold spin degenerate, thus lacking a spin texture of their own. This is intriguing because the Rashba SOC breaks the spatial inversion symmetry and thus can lead to spin splittings. To explain this counter-intuitive result, we analytically compute the dispersion of the low-lying Dirac states using perturbation theory. While a standard second-order expansion in  $\lambda_{\text{R}}$  predicts a spin-degenerate spectrum, a cumbersome third-order calculation yields

$$\epsilon_{n=\pm 1, \mathbf{k}s}^{(3)} \approx \pm \left( \hbar v_{\text{ren}} |\mathbf{k}| + s \tilde{\xi} \frac{\lambda_{\text{R}}^3}{\hbar^2 v^2 G_1^4} |\mathbf{k}|^2 \right), \quad (3)$$

where  $s = \pm 1$  for spin-up (spin-down) low-energy branch,  $v_{\text{ren}} = v[1 - \xi(\lambda_{\text{R}}/\hbar v G_1)^2]$  and  $\tilde{\xi}$  is a geometric factor that equals zero for sine- and square-wave modulations, but is otherwise non-zero (e.g. for Kronig-Penney-type modulations,  $|\tilde{\xi}|$  attains values close to 0.26; see Supplementary Note 3 for additional details. Hence, Rashba SSOFs with more general profiles can lift the spin degeneracy (as intuition would suggest), but only perturbatively. While the resulting spin splittings are typically small, a sizeable effect can be achieved by combining SSOFs with a periodic potential, providing a rich phenomenology for future exploration.

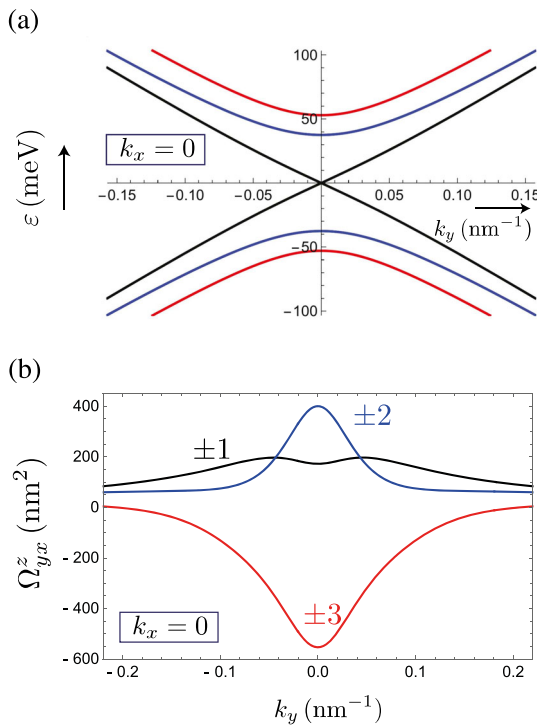
To examine the quantum geometry of SSOF-induced mini-bands, we map out the momentum-space distribution of the spin Berry (SB) curvature<sup>8</sup>

$$\Omega_{yx,n}^z(\mathbf{k}) = -2\hbar^2 \text{Im} \sum_{m \neq n} \frac{\langle n\mathbf{k} | v_y^z | m\mathbf{k} \rangle \langle m\mathbf{k} | v_x | n\mathbf{k} \rangle}{(\epsilon_{n\mathbf{k}} - \epsilon_{m\mathbf{k}})^2}, \quad (4)$$

where  $v_i = v \sigma_i \otimes s_0$  and  $v_i^z = v \sigma_i \otimes s_z$  (here,  $i = x, y$ ) are the charge and spin velocity operators, respectively. This quantity governs the spin Hall transport of electron wavepackets and therefore is the geometric analogue of the Berry curvature in the anomalous Hall effect<sup>56,76</sup>. The SB curvature around the Dirac points is shown in Fig. 2b. We see that the linearly dispersing zero energy modes (labelled  $n = \pm 1$ ) are endowed with significant SB curvature, despite their massless nature. This is evidently at variance with other 2D gapless Dirac systems, which have vanishing SB and (charge) Berry curvature<sup>10</sup>. Thus, the emergent 2D Dirac cones reported here are not only robust against perturbations sharing the global average of the SSOFs but also display quantum geometric effects. To explore this further, Fig. 3a, b show 3D plots of the SB curvature of mini-bands with  $n = \pm 1, \pm 2$  in the mini-Brillouin zone. Two features are of note. First, the central peaks in the SB curvature of the massive Dirac mini-bands  $n = \pm 2, \pm 3$  discussed earlier are seen to arise from local hot

spots of SB curvature [see the local maximum of  $\Omega_{yx,\pm 2}^z$  at  $\mathbf{k} = 0$  in Fig. 3b]. The SB curvature also displays pronounced local minima near the zone edges, where  $\Omega_{yx,\pm 2}^z$  attains large negative values. Second, the massless mini-bands ( $n = \pm 1$ ) have a giant SB curvature at the edges of the mini-Brillouin zone ( $k_x = \pm \pi/a_S$ ) [see Fig. 3a], about twice as large as the Dirac-point hot spot of the massive mini-bands. We attribute this curious feature to the emergence of large pseudo-gaps along the SSOFF direction; see Supplementary Figs. 1 and 2. Finally, we note that the general behaviour is highly anisotropic, except in the immediate vicinity of the Dirac point.

The enhanced SB curvature of the SSOFF-induced mini-bands indicates that the 2D van der Waals metamaterials proposed here support large spin Hall responses. To confirm this, we compute the intrinsic spin Hall conductivity ( $\sigma_{ij}^z$ ) from the flux of SB curvature using standard methods<sup>8</sup> (see also Methods). According to linear response theory, the z-polarised spin current density generated by an external electric field is  $\mathbf{j}_s^z = \sum_{i,j=x,y} \sigma_{ij}^z E_j \mathbf{e}_i$ , where  $E_j$  are the field components and  $\mathbf{e}_i$  is the unit vector along the  $i$ -axis. As



**Fig. 2 | Energy dispersion and spin Berry curvature due to a square-wave Rashba SSOFF.** **a** Dispersion of low-lying mini-bands along a cut with  $k_x = 0$ . **b** Spin Berry curvature along the same  $\mathbf{k}$ -path. Mini-bands are labelled by integers next to curves [positive (negative)  $n$  labels conduction (valence) bands]. Other parameters:  $a_S = 100$  nm and  $\lambda_R = 20$  meV.

shown in Fig. 3c, the spin Hall response has a strong energy dependence and can reach sizeable values on the order of  $e/4\pi$  for typical values of proximity-induced SOC at room temperature. This behaviour is robust to imperfections in the SSOFF even when the vanishing global average condition,  $\langle \Phi(x) \rangle = 0$ , is not exactly met. We verified this with different types of SOC and SSOFF spatial patterns  $\Phi(x)$ . For example, the spin Hall conductivity presented in Fig. 3c is found to vary by less than 10% in the presence of a spatially uniform Rashba-like SOC as large as 50% of the SSOFF magnitude itself; see Supplementary Note 5 for additional details. Moreover, at variance with 2D conductors subject to the usual uniform Rashba effect<sup>49,77</sup>, the spatial dependence of the Rashba SSOFF protects our quantum geometry-driven spin Hall effect from exact cancellations due to impurity-scattering corrections. In fact, a semiclassical conservation law for expectation values involving the spin current can be derived in the vein of ref. 49 yielding  $\langle H_{so}(x)v_i^z \rangle = 0$ , with  $\langle \dots \rangle$  denoting a quantum and disorder average. For a uniform Rashba field, this relation (which holds in the presence of arbitrary non-magnetic impurity potentials) implies  $\langle v_i^z \rangle = 0$  in steady-state conditions and thus  $\mathbf{j}_s^z = 0$ . However, in our system, the condition  $\langle v_i^z \rangle = 0$  is circumvented due to the oscillatory nature of  $H_{so}(x)$ . The SSOFF-driven SHE thus appears to be more robust than its counterpart in standard Rashba-coupled graphene.

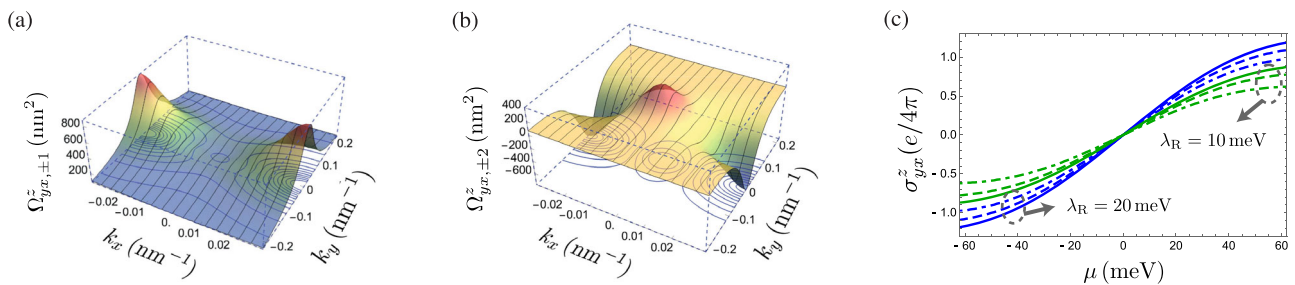
We now briefly address the case of 2D metamaterials with concurrent Rashba-type and valley-Zeeman SSOFFs. Here, the condition  $\langle \Phi(x) \rangle = 0$  could be achieved by alternating the relative rotation angle of consecutive TMD layers, exploiting the anti-periodicity of the valley-Zeeman effect,  $\lambda_{vz}(\theta) = -\lambda_{vz}(\theta \pm \pi/3)$ <sup>43,44</sup>. The ensuing SSOFF, in this case, strongly renormalises the group velocity of wavepackets that propagate parallel to the SSOFF direction. The leading correction to Eq. (3) is given by  $\delta\epsilon_{(n=\pm 1),ks} = \pm \xi \Lambda_{vz} \sin^2 \theta_{\mathbf{k}}$ , with  $\Lambda_{vz} = \lambda_{vz}^2 / (\hbar v C_1^2)$ , yielding an anisotropic dispersion and SB curvature at low energies (see Supplementary Note 2). The valley-Zeeman SSOFF leads to an overall decrease in the SB curvature magnitude, which is reflected in the spin Hall conductivity [Fig. 3c]. This is also at odds with the expected behaviour in (standard) proximitised graphene, where the spin Hall conductivity has a non-monotonic behaviour with  $\lambda_{vz}$ , with  $\lambda_{vz} \neq 0$ <sup>49,50</sup> being essential to observe the SHE.

In closing, we have shown that the spatial patterning of symmetry-breaking spin-orbit fields gives rise to rich physics beyond that of conventional superlattices, in particular, the emergence of 2D massless Dirac fermions with anomalous electrodynamic responses. The proposed periodic modulation of interface-induced SOC is within reach of current nanofabrication methods and is likely to have broad applications beyond those described in this work.

## Methods

### Numerical implementation

Here we present the numerical framework used to study the electronic structure of 2D metamaterials described by the Hamiltonian in Eq. (1). The wavefunctions in valley  $\tau = \pm 1$  are 4-component spinors of the form  $\Psi_{\tau}(\mathbf{r}) = (\psi_{\tau\uparrow}^A(\mathbf{r}), \psi_{\tau\downarrow}^A(\mathbf{r}), \psi_{\tau\uparrow}^B(\mathbf{r}), \psi_{\tau\downarrow}^B(\mathbf{r}))^T$  for  $\tau = 1$  and



**Fig. 3 | Spin Berry curvature and spin Hall conductivity.** **a** Momentum-space distribution of the SB curvature of the massless Dirac mini-bands ( $n = \pm 1$ ). **b** Same as in **a** for the mini-bands  $n = \pm 2$ . SSOFF parameters as in Fig. 2. **c** Spin Hall conductivity  $\sigma_{yx}^z$  as a function of the chemical potential for  $k_B T = 25$  meV and selected twisting-

induced SOC modulations, namely: pure Rashba SSOFF (solid lines), admixed Rashba-valley-Zeeman SSOFFs with  $\lambda_{vz} = \lambda_R/2$  (dashed lines) and  $\lambda_{vz} = \lambda_R$  (dot-dashed lines). Here, green (blue) curves correspond to  $\lambda_R = 10$  meV (20 meV).

$\Psi_\tau(\mathbf{r}) = (-\psi_{\tau\uparrow}^B(\mathbf{r}), -\psi_{\tau\downarrow}^B(\mathbf{r}), \psi_{\tau\uparrow}^A(\mathbf{r}), \psi_{\tau\downarrow}^A(\mathbf{r}))^t$  for  $\tau = -1$ . Moving to reciprocal space, the eigenproblem formally reduces to solving an infinite set of coupled equations for the plane-wave amplitudes  $\{\psi_{\mathbf{k}s}^\sigma\}$  for each valley:

$$\begin{aligned}
 \hbar v|\mathbf{k}|e^{-i\sigma\theta_{\mathbf{k}}}\psi_{\mathbf{k}s}^{-\sigma} + \sum_{p \in \mathbb{Z}} \left[ (u + s\sigma\lambda_{\text{KM}} + s\tau\lambda_{\text{vz}})\Phi_{G_p}\psi_{\mathbf{k}-G_p,s}^\sigma \right. \\
 \left. + i(s - \sigma)\lambda_{\text{R}}\Phi_{G_p}\psi_{\mathbf{k}-G_p,-s}^{-\sigma} \right] = E\psi_{\mathbf{k}s}^\sigma, \quad (5)
 \end{aligned}$$

where  $s = \pm$  ( $\equiv \uparrow, \downarrow$ ) and  $\sigma = \pm$  ( $\equiv A, B$ ) are the spin and pseudospin indices, respectively; the valley index is omitted for brevity. Furthermore,  $\mathbf{k}$  is the Bloch wavevector from the Dirac point,  $\theta_{\mathbf{k}} = \angle(\mathbf{k}, \hat{x})$ ,  $\mathbf{G}_p = G_p\hat{x}$  with  $G_p = 2\pi p/a_s$  ( $p \in \mathbb{Z}$ ), and  $\Phi_{G_p}$  are the Fourier coefficients of the periodic modulation.

The summation over Fourier components in Eq. (5) is truncated to a finite but large number of terms, i.e.  $|p| \leq N$ . The resulting system of equations is solved numerically, yielding  $d = 4(2N + 1)$  bands  $\{\varepsilon_{n\mathbf{k}}\}$  and associated 4-component eigenvectors  $\{\Psi_{n\mathbf{k}}\}$ , where  $1 \leq |n| \leq d/2$ . In practice, we restrict  $k_x$  to the first Brillouin zone ( $k_x \in ] - k_s, k_s[$ ) with  $k_s = \pi/a_s$  and choose the  $k_y$  interval such that the energy ranges along  $k_x$  and  $k_y$  directions are similar, i.e.,  $k_y \in ] - (2N + 1)k_s, (2N + 1)k_s[$ . The  $\mathbf{k}$ -space intervals are discretised uniformly with  $N_k$  equally spaced points used to cover the interval  $] 0, k_s[$ , yielding a total of  $(2N_k + 1)$  discrete  $k_x$ s and  $2(2N + 1)N_k + 1$  discrete  $k_y$ s. Good accuracy is typically achieved with  $N = 3$  and  $N_k = 40$ , corresponding to 28 energy bands and a grid of 81 by 561 discrete points. Numerical convergence with respect to the number of Fourier components and  $\mathbf{k}$ -space grid points was established in all calculations.

### Spin Hall conductivity

The linear-response intrinsic spin Hall conductivity is calculated from the SB curvature [Eq. (4)] according to

$$\sigma_{yx}^z = (e/2) \sum_{\mathbf{k}} \sum_n f(\varepsilon_{n\mathbf{k}}) \Omega_{yx,n}^z(\mathbf{k}), \quad (6)$$

where  $f(\varepsilon)$  is the Fermi-Dirac distribution function<sup>8</sup>.

### Spatial profile of SSOFs

In the main text, we focus on Kronig-Penney (KP) and sinusoidal perturbations with zero spatial average. The KP profile is

$$\Phi(x) = 2\Phi \sum_{m=-\infty}^{\infty} (R(x + ma_s) - r), \quad , 0 < r < 1, \quad (7)$$

where  $\Phi$  is the amplitude,  $R(x) = \Theta(x + \ell/2)\Theta(\ell/2 - x)$ ,  $\Theta$  is the Heaviside step function,  $a_s$  is the lattice width,  $\ell$  is the barrier width ( $\ell < a_s$ ), and  $r = \ell/a_s$  (for a square wave  $r = 0.5$ ). For pure sinusoidal modulations, we use  $\Phi(x) = \Phi \cos(G_1 x)$ .

### Code availability

The computer codes used to produce the numerical results are available from the corresponding authors upon reasonable request.

Received: 19 April 2024; Accepted: 12 September 2024;

Published online: 19 September 2024

### References

1. Liberman, V. S. & Zel'dovich, B. Y. Spin-orbit interaction of a photon in an inhomogeneous medium. *Phys. Rev. A* **46**, 5199–5207 (1992).
2. Onoda, M., Murakami, S. & Nagaosa, N. Hall effect of light. *Phys. Rev. Lett.* **93**, 083901 (2004).
3. Kane, C. L. & Mele, E. J.  $Z_2$  topological order and the quantum spin hall effect. *Phys. Rev. Lett.* **95**, 146802 (2005).
4. Bernevig, B. A., Hughes, T. L. & Zhang, S.-C. Quantum spin hall effect and topological phase transition in HgTe quantum wells. *Science* **314**, 1757–1761 (2006).
5. Bérard, A. & Mohrbach, H. Spin Hall effect and Berry phase of spinning particles. *Phys. Lett. A* **352**, 190–195 (2006).
6. Bliokh, K. Y., Niv, A., Kleiner, V. & Hasman, E. Geometrodynamics of spinning light. *Nat. Photonics* **2**, 748–753 (2008).
7. Bliokh, K. Y., Alonso, M. A., Ostrovskaya, E. A. & Aiello, A. Angular momenta and spin-orbit interaction of nonparaxial light in free space. *Phys. Rev. A* **82**, 063825 (2010).
8. Xiao, D., Chang, M.-C. & Niu, Q. Berry phase effects on electronic properties. *Rev. Mod. Phys.* **82**, 1959–2007 (2010).
9. Resta, R. The insulating state of matter: a geometrical theory. *Eur. Phys. J. B* **79**, 121–137 (2011).
10. Qi, X.-L. & Zhang, S.-C. Topological insulators and superconductors. *Rev. Mod. Phys.* **83**, 1057–1110 (2011).
11. Chang, C.-Z., Liu, C.-X. & MacDonald, A. H. Colloquium: Quantum anomalous Hall effect. *Rev. Mod. Phys.* **95**, 011002 (2023).
12. Dresselhaus, G. Spin-orbit coupling effects in zinc blende structures. *Phys. Rev.* **100**, 580–586 (1955).
13. Samokhin, K. V. Spin-orbit coupling and semiclassical electron dynamics in noncentrosymmetric metals. *Ann. Phys.* **324**, 2385–2407 (2009).
14. Soumyanarayanan, A., Reyren, N., Fert, A. & Panagopoulos, C. Emergent phenomena induced by spin-orbit coupling at surfaces and interfaces. *Nature* **539**, 509–517 (2016).
15. Yu, H., Xiao, J. & Schultheiss, H. Magnetic texture based magnonics. *Phys. Rep.* **905**, 1–59 (2021).
16. Ishizaka, K. et al. Giant Rashba-type spin splitting in bulk BiTeI. *Nat. Mater.* **10**, 521–526 (2011).
17. Offidani, M., Milletari, M., Raimondi, R. & Ferreira, A. Optimal charge-to-spin conversion in graphene on transition-metal dichalcogenides. *Phys. Rev. Lett.* **119**, 196801 (2017).
18. Feng, Y. et al. Rashba-like spin splitting along three momentum directions in trigonal layered PtBi2. *Nat. Commun.* **10**, 4765 (2019).
19. Bogdanov, A. & Hubert, A. Thermodynamically stable magnetic vortex states in magnetic crystals. *J. Magn. Magn. Mater.* **138**, 255–269 (1994).
20. Bode, M. et al. Chiral magnetic order at surfaces driven by inversion asymmetry. *Nature* **447**, 190–193 (2007).
21. Mühlbauer, S. et al. Skyrmion lattice in a Chiral magnet. *Science* **323**, 915–919 (2009).
22. Bernevig, B. A., Orenstein, J. & Zhang, S.-C. Exact SU(2) symmetry and persistent spin helix in a spin-orbit coupled system. *Phys. Rev. Lett.* **97**, 236601 (2006).
23. Koralek, J. D. et al. Emergence of the persistent spin helix in semiconductor quantum wells. *Nature* **458**, 610–613 (2009).
24. Schliemann, J. Colloquium: Persistent spin textures in semiconductor nanostructures. *Rev. Mod. Phys.* **89**, 011001 (2017).
25. Rojas-Sánchez, J.-C. et al. Spin to charge conversion at room temperature by spin pumping into a new type of topological insulator:  $\alpha$ -sn films. *Phys. Rev. Lett.* **116**, 096602 (2016).
26. Lesne, E. et al. Highly efficient and tunable spin-to-charge conversion through rashba coupling at oxide interfaces. *Nat. Mater.* **15**, 1261–1266 (2016).
27. Kondou, K. et al. Fermi-level-dependent charge-to-spin current conversion by Dirac surface states of topological insulators. *Nat. Phys.* **12**, 1027–1031 (2016).
28. Mellnik, A. R. et al. Spin-transfer torque generated by a topological insulator. *Nature* **511**, 449–451 (2014).
29. Fan, Y. et al. Magnetization switching through giant spin-orbit torque in a magnetically doped topological insulator heterostructure. *Nat. Mater.* **13**, 699–704 (2014).
30. Wang, Y. et al. Topological surface states originated spin-orbit torques in Bi<sub>2</sub>Se<sub>3</sub>. *Phys. Rev. Lett.* **114**, 257202 (2015).
31. Mera Acosta, C., Yuan, L., Dalpian, G. M. & Zunger, A. Different shapes of spin textures as a journey through the Brillouin zone. *Phys. Rev. B* **104**, 104408 (2021).

32. Furukawa, T., Watanabe, Y., Ogasawara, N., Kobayashi, K. & Ito, T. Current-induced magnetization caused by crystal chirality in nonmagnetic elemental tellurium. *Phys. Rev. Res.* **3**, 023111 (2021).
33. Veneri, A., Perkins, D. T. S., Péterfalvi, C. G. & Ferreira, A. Twist angle controlled collinear Edelstein effect in van der Waals heterostructures. *Phys. Rev. B* **106**, L081406 (2022).
34. Lee, S. et al. Charge-to-spin conversion in twisted graphene/WSe<sub>2</sub> heterostructures. *Phys. Rev. B* **106**, 165420 (2022).
35. MacNeill, D. et al. Control of spin-orbit torques through crystal symmetry in WTe<sub>2</sub>/ferromagnet bilayers. *Nat. Phys.* **13**, 300–305 (2017).
36. Sousa, F., Tatara, G. & Ferreira, A. Skew-scattering-induced giant antidamping spin-orbit torques: Collinear and out-of-plane Edelstein effects at two-dimensional material/ferromagnet interfaces. *Phys. Rev. Res.* **2**, 043401 (2020).
37. Ghosh, S., Rößmann, P., Mokrousov, Y., Freimuth, F. & Kosma, A. Perspective on spin-orbit torque, topology, and reciprocal and real-space spin textures in magnetic materials and heterostructures. *J. Appl. Phys.* **133**, 230901 (2023).
38. Sinova, J., Valenzuela, S. O., Wunderlich, J., Back, C. H. & Jungwirth, T. Spin Hall effects. *Rev. Mod. Phys.* **87**, 1213–1260 (2015).
39. Sierra, J. F., Fabian, J., Kawakami, R. K., Roche, S. & Valenzuela, S. O. Van der Waals heterostructures for spintronics and opto-spintronics. *Nat. Nanotechnol.* **16**, 856–868 (2021).
40. Pachoud, A., Ferreira, A., Özyilmaz, B. & Castro Neto, A. H. Scattering theory of spin-orbit active adatoms on graphene. *Phys. Rev. B* **90**, 035444 (2014).
41. Kochan, D., Irmer, S. & Fabian, J. Model spin-orbit coupling Hamiltonians for graphene systems. *Phys. Rev. B* **95**, 165415 (2017).
42. Perkins, D. T. & Ferreira, A. Spintronics in 2D graphene-based van der Waals heterostructures. In Chakraborty, T. (ed.) *Encyclopedia of Condensed Matter Physics (Second Edition)*, 205–222 (Academic Press, Oxford, 2024), second edition edn.
43. David, A., Rakyta, P., Kormányos, A. & Burkard, G. Induced spin-orbit coupling in twisted graphene–transition metal dichalcogenide heterobilayers: Twistronics meets spintronics. *Phys. Rev. B* **100**, 085412 (2019).
44. Li, Y. & Koshino, M. Twist-angle dependence of the proximity spin-orbit coupling in graphene on transition-metal dichalcogenides. *Phys. Rev. B* **99**, 075438 (2019).
45. Rao, Q. et al. Ballistic transport spectroscopy of spin-orbit-coupled bands in monolayer graphene on wse<sub>2</sub>. *Nat. Commun.* **14**, 6124 (2023).
46. Sun, L. et al. Determining spin-orbit coupling in graphene by quasiparticle interference imaging. *Nat. Commun.* **14**, 3771 (2023).
47. Tiwari, P. et al. Experimental observation of spin-split energy dispersion in high-mobility single-layer graphene/WSe<sub>2</sub> heterostructures. *npj 2D Mater. Appl.* **6**, 68 (2022).
48. Fülöp, B. et al. Boosting proximity spin-orbit coupling in graphene/wse<sub>2</sub> heterostructures via hydrostatic pressure. *npj 2D Mater. Appl.* **5**, 82 (2021).
49. Milletari, M., Offidani, M., Ferreira, A. & Raimondi, R. Covariant conservation laws and the Spin Hall Effect in Dirac-Rashba systems. *Phys. Rev. Lett.* **119**, 246801 (2017).
50. Perkins, D. T. S., Veneri, A. & Ferreira, A. Spin hall effect: Symmetry breaking, twisting, and giant disorder renormalization. *Phys. Rev. B* **109**, L241404 (2024).
51. Tang, S. et al. Quantum spin Hall state in monolayer 1T'-WTe<sub>2</sub>. *Nat. Phys.* **13**, 683–687 (2017).
52. Wu, S. et al. Observation of the quantum spin Hall effect up to 100 kelvin in a monolayer crystal. *Science* **359**, 76–79 (2018).
53. Garcia, J. H. et al. Canted persistent spin texture and quantum Spin Hall effect in WTe<sub>2</sub>. *Phys. Rev. Lett.* **125**, 256603 (2020).
54. Zhao, W. et al. Determination of the spin axis in quantum spin hall insulator candidate monolayer WTe<sub>2</sub>. *Phys. Rev. X* **11**, 041034 (2021).
55. Qiao, Z. et al. Quantum anomalous Hall effect in graphene from Rashba and exchange effects. *Phys. Rev. B* **82**, 161414 (2010).
56. Offidani, M. & Ferreira, A. Anomalous Hall effect in 2D Dirac materials. *Phys. Rev. Lett.* **121**, 126802 (2018).
57. Wang, X. F. & Vasilopoulos, P. Spin-dependent transmission in waveguides with periodically modulated strength of the spin-orbit interaction. *Appl. Phys. Lett.* **83**, 940–942 (2003).
58. Krstajić, P. M., Rezasoltani, E. & Vasilopoulos, P. Spin-dependent transport in waveguides with spatially modulated strengths of the Rashba and Dresselhaus terms of the spin-orbit interaction. *Phys. Rev. B* **81**, 155325 (2010).
59. Cabra, D. C., Rossini, G. L., Ferraz, A., Japaridze, G. I. & Johannesson, H. Half-metal phases in a quantum wire with modulated spin-orbit interaction. *Phys. Rev. B* **96**, 205135 (2017).
60. Park, C.-H., Yang, L., Son, Y.-W., Cohen, M. L. & Louie, S. G. Anisotropic behaviours of massless Dirac fermions in graphene under periodic potentials. *Nat. Phys.* **4**, 213–217 (2008).
61. Forsythe, C. et al. Band structure engineering of 2D materials using patterned dielectric superlattices. *Nat. Nanotechnol.* **13**, 566–571 (2018).
62. Li, Y. et al. Anisotropic band flattening in graphene with one-dimensional superlattices. *Nat. Nanotechnol.* **16**, 525–530 (2021).
63. Lenz, L. & Bercioux, D. Dirac-weyl electrons in a periodic spin-orbit potential. *Europhys. Lett.* **96**, 27006 (2011).
64. Li, X. J., Yu, J. H., Luo, K., Wu, Z. H. & Yang, W. Tuning the electrical and optical anisotropy of a monolayer black phosphorus magnetic superlattice. *Nanotechnology* **29**, 174001 (2018).
65. Mughnetsyan, V., Manaselyan, A., Barseghyan, M., Kirakosyan, A. & Laroze, D. Rashba splitting of Dirac points and symmetry breaking in strained artificial graphene. *Phys. Rev. B* **100**, 195132 (2019).
66. Zarenia, M., Leenaerts, O., Partoens, B. & Peeters, F. M. Substrate-induced chiral states in graphene. *Phys. Rev. B* **86**, 085451 (2012).
67. De Martino, A., Dell'Anna, L., Handt, L., Misericocchi, A. & Egger, R. Two-dimensional dirac fermions in a mass superlattice. *Phys. Rev. B* **107**, 115420 (2023).
68. Brey, L., Carvalho, A. R. & Fertig, H. A. Band structure and topological properties of graphene in a superlattice spin exchange field. *Phys. Rev. B* **94**, 085407 (2016).
69. Peres, N. M. R. *Colloquium*: The transport properties of graphene: An introduction. *Rev. Mod. Phys.* **82**, 2673–2700 (2010).
70. Sichau, J. et al. Resonance microwave measurements of an intrinsic spin-orbit coupling gap in graphene: a possible indication of a topological state. *Phys. Rev. Lett.* **122**, 046403 (2019).
71. Calleja, F. et al. Spatial variation of a giant spin-orbit effect induces electron confinement in graphene on Pb islands. *Nat. Phys.* **11**, 43–47 (2015).
72. Costa, A. T., Ferreira, M. S., Hallam, T., Duesberg, G. S. & Castro Neto, A. H. Origami-based spintronics in graphene. *EPL (Europhys. Lett.)* **104**, 47001 (2013).
73. Castellanos-Gomez, A. et al. Local strain engineering in atomically thin MoS<sub>2</sub>. *Nano Lett.* **13**, 5361–5366 (2013).
74. Luo, S. et al. Formation of ripples in atomically thin mos<sub>2</sub> and local strain engineering of electrostatic properties. *Nanotechnology* **26**, 105705 (2015).
75. Ortega, J. E. et al. Electron wave function at a vicinal surface: Switch from terrace to step modulation. *Phys. Rev. Lett.* **84**, 6110–6113 (2000).
76. Nagaosa, N., Sinova, J., Onoda, S., MacDonald, A. H. & Ong, N. P. Anomalous Hall effect. *Rev. Mod. Phys.* **82**, 1539–1592 (2010).
77. Dimitrova, O. V. Spin-Hall conductivity in a two-dimensional Rashba electron gas. *Phys. Rev. B* **71**, 245327 (2005).

## Acknowledgements

The authors acknowledge Samuel Bladwell for bringing to their attention refs. 57,58, and for fruitful discussions on the spatial modulation of SOC in waveguides. A.F. is grateful for the hospitality of the Faculdade de Engenharia da Universidade do Porto, where most of the work was done.

A.F. was partially supported by the Royal Society (U.K.) through a Royal Society University Research Fellowship.

### Author contributions

A.F. designed the research and wrote the main text. L.M.M. performed the analytical calculations. A.F. and L.M.M. co-wrote the Supplementary Information and the computer codes used for the numerical implementation.

### Competing interests

The authors declare no competing interests.

### Additional information

**Supplementary information** The online version contains supplementary material available at <https://doi.org/10.1038/s42005-024-01801-8>.

**Correspondence** and requests for materials should be addressed to L. M. Martelo or Aires Ferreira.

**Peer review information** *Communications Physics* thanks the anonymous reviewers for their contribution to the peer review of this work. A peer review file is available.

**Reprints and permissions information** is available at <http://www.nature.com/reprints>

**Publisher's note** Springer Nature remains neutral with regard to jurisdictional claims in published maps and institutional affiliations.

**Open Access** This article is licensed under a Creative Commons Attribution 4.0 International License, which permits use, sharing, adaptation, distribution and reproduction in any medium or format, as long as you give appropriate credit to the original author(s) and the source, provide a link to the Creative Commons licence, and indicate if changes were made. The images or other third party material in this article are included in the article's Creative Commons licence, unless indicated otherwise in a credit line to the material. If material is not included in the article's Creative Commons licence and your intended use is not permitted by statutory regulation or exceeds the permitted use, you will need to obtain permission directly from the copyright holder. To view a copy of this licence, visit <http://creativecommons.org/licenses/by/4.0/>.

© The Author(s) 2024