

This is a repository copy of *Pushing the high count rate limits of scintillation detectors for challenging neutron-capture experiments*.

White Rose Research Online URL for this paper:

<https://eprints.whiterose.ac.uk/id/eprint/215208/>

Version: Published Version

Article:

(2024) Pushing the high count rate limits of scintillation detectors for challenging neutron-capture experiments. Nuclear Instruments and Methods in Physics Research, Section A: Accelerators, Spectrometers, Detectors and Associated Equipment. 169385. ISSN: 0168-9002

<https://doi.org/10.1016/j.nima.2024.169385>

Reuse

This article is distributed under the terms of the Creative Commons Attribution-NonCommercial-NoDerivs (CC BY-NC-ND) licence. This licence only allows you to download this work and share it with others as long as you credit the authors, but you can't change the article in any way or use it commercially. More information and the full terms of the licence here: <https://creativecommons.org/licenses/>

Takedown

If you consider content in White Rose Research Online to be in breach of UK law, please notify us by emailing eprints@whiterose.ac.uk including the URL of the record and the reason for the withdrawal request.



Full Length Article



Pushing the high count rate limits of scintillation detectors for challenging neutron-capture experiments

J. Balibrea-Correa^{1,*}, J. Lereendegui-Marco¹, V. Babiano-Suarez¹, C. Domingo-Pardo¹, I. Ladarescu¹, A. Tarifeño-Saldívia¹, G. de la Fuente-Rosales¹, V. Alcayne², D. Cano-Ott², E. González-Romero², T. Martínez², E. Mendoza², A. Pérez de Rada², J. Plaza del Olmo², A. Sánchez-Caballero², A. Casanovas³, F. Calviño³, S. Valenta⁴, O. Aberle⁵, S. Altieri^{6,7}, S. Amaducci⁸, J. Andrzejewski⁹, M. Bacak⁵, C. Beltrami⁶, S. Bennett¹⁰, A.P. Bernardes⁵, E. Berthoumieux¹¹, R. Beyer¹², M. Boromiza¹³, D. Bosnar¹⁴, M. Caamaño¹⁵, M. Calviani⁵, D.M. Castelluccio^{16,17}, F. Cerutti⁵, G. Cescutti^{18,19}, S. Chasapoglou²⁰, E. Chiaveri^{5,10}, P. Colombetti^{21,22}, N. Colonna²³, P. Console Camprini^{17,16}, G. Cortés³, M.A. Cortés-Giraldo²⁴, L. Cosentino⁸, S. Cristallo^{25,26}, S. Dellmann²⁷, M. Di Castro⁵, S. Di Maria²⁸, M. Diakaki²⁰, M. Dietz²⁹, R. Dressler³⁰, E. Dupont¹¹, I. Durán¹⁵, Z. Eleme³¹, S. Fargier⁵, B. Fernández²⁴, B. Fernández-Domínguez¹⁵, P. Finocchiaro⁸, S. Fiore^{16,32}, V. Furman³³, F. García-Infantes^{34,5}, A. Gawlik-Ramikega⁹, G. Gervino^{21,22}, S. Gilardoni⁵, C. Guerrero²⁴, F. Gunsing¹¹, C. Gustavino³², J. Heyse³⁵, W. Hillman¹⁰, D.G. Jenkins³⁶, E. Jericha³⁷, A. Junghans¹², Y. Kadi⁵, K. Kaperoni²⁰, G. Kaur¹¹, A. Kimura³⁸, I. Knapová⁴, M. Kokkoris²⁰, Y. Kopatch³³, M. Krtička⁴, N. Kyrtsis²⁰, C. Lederer-Woods³⁹, G. Lerner⁵, A. Manna^{17,40}, A. Masi⁵, C. Massimi^{17,40}, P. Mastinu⁴¹, M. Mastromarco^{23,42}, E.A. Maugeri³⁰, A. Mazzone^{23,43}, A. Mengoni^{16,17}, V. Michalopoulou²⁰, P.M. Milazzo¹⁸, R. Mucciola^{25,44}, F. Murtas⁴⁵, E. Musacchio-Gonzalez⁴¹, A. Musumarra^{46,47}, A. Negret¹³, P. Pérez-Maroto²⁴, N. Patronis^{31,5}, J.A. Pavón-Rodríguez^{24,5}, M.G. Pellegriti⁴⁶, J. Perkowski⁹, C. Petrone¹³, E. Pirovano²⁹, S. Pomp⁴⁸, I. Porras³⁴, J. Praena³⁴, J.M. Quesada²⁴, R. Reifarh²⁷, D. Rochman³⁰, Y. Romanets²⁸, C. Rubbia⁵, M. Sabaté-Gilarte⁵, P. Schillebeeckx³⁵, D. Schumann³⁰, A. Sekhar¹⁰, A.G. Smith¹⁰, N.V. Sosnin³⁹, M.E. Stamatí^{31,5}, A. Sturniolo²¹, G. Tagliente²³, D. Tarrío⁴⁸, P. Torres-Sánchez³⁴, E. Vagena³¹, V. Variale²³, P. Vaz²⁸, G. Vecchio⁸, D. Vescovi²⁷, V. Vlachoudis⁵, R. Vlastou²⁰, A. Wallner¹², P.J. Woods³⁹, T. Wright¹⁰, R. Zarrella^{17,40}, P. Žugec¹⁴

¹ Instituto de Física Corpuscular, CSIC - Universidad de Valencia, Spain

² Centro de Investigaciones Energéticas Medioambientales y Tecnológicas (CIEMAT), Spain

³ Universitat Politècnica de Catalunya, Spain

⁴ Charles University, Prague, Czech Republic

⁵ European Organization for Nuclear Research (CERN), Switzerland

⁶ Istituto Nazionale di Fisica Nucleare, Sezione di Pavia, Italy

⁷ Department of Physics, University of Pavia, Italy

⁸ INFN Laboratori Nazionali del Sud, Catania, Italy

⁹ University of Lodz, Poland

¹⁰ University of Manchester, United Kingdom

¹¹ CEA Irfu, Université Paris-Saclay, F-91191 Gif-sur-Yvette, France

¹² Helmholtz-Zentrum Dresden-Rossendorf, Germany

¹³ Horia Hulubei National Institute of Physics and Nuclear Engineering, Romania

¹⁴ Department of Physics, Faculty of Science, University of Zagreb, Zagreb, Croatia

¹⁵ University of Santiago de Compostela, Spain

* Corresponding author.

E-mail address: javier.balibrea@ific.uv.es (J. Balibrea-Correa).

<https://doi.org/10.1016/j.nima.2024.169385>

Received 17 October 2023; Received in revised form 2 April 2024; Accepted 17 April 2024

Available online 25 April 2024

0168-9002/© 2024 The Author(s). Published by Elsevier B.V. This is an open access article under the CC BY-NC-ND license (<http://creativecommons.org/licenses/by-nc-nd/4.0/>).

- ¹⁶ Agenzia nazionale per le nuove tecnologie (ENEA), Italy
¹⁷ Istituto Nazionale di Fisica Nucleare, Sezione di Bologna, Italy
¹⁸ Istituto Nazionale di Fisica Nucleare, Sezione di Trieste, Italy
¹⁹ Department of Physics, University of Trieste, Italy
²⁰ National Technical University of Athens, Greece
²¹ Istituto Nazionale di Fisica Nucleare, Sezione di Torino, Italy
²² Department of Physics, University of Torino, Italy
²³ Istituto Nazionale di Fisica Nucleare, Sezione di Bari, Italy
²⁴ Universidad de Sevilla, Spain
²⁵ Istituto Nazionale di Fisica Nucleare, Sezione di Perugia, Italy
²⁶ Istituto Nazionale di Astrofisica - Osservatorio Astronomico di Teramo, Italy
²⁷ Goethe University Frankfurt, Germany
²⁸ Instituto Superior Técnico, Lisbon, Portugal
²⁹ Physikalisch-Technische Bundesanstalt (PTB), Bundesallee 100, 38116 Braunschweig, Germany
³⁰ Paul Scherrer Institut (PSI), Villigen, Switzerland
³¹ University of Ioannina, Greece
³² Istituto Nazionale di Fisica Nucleare, Sezione di Roma1, Roma, Italy
³³ Affiliated with an institute covered by a cooperation agreement with CERN
³⁴ University of Granada, Spain
³⁵ European Commission, Joint Research Centre (JRC), Geel, Belgium
³⁶ University of York, United Kingdom
³⁷ TU Wien, Atominstytut, Stadionallee 2, 1020 Wien, Austria
³⁸ Japan Atomic Energy Agency (JAEA), Tokai-Mura, Japan
³⁹ School of Physics and Astronomy, University of Edinburgh, United Kingdom
⁴⁰ Dipartimento di Fisica e Astronomia, Università di Bologna, Italy
⁴¹ INFN Laboratori Nazionali di Legnaro, Italy
⁴² Dipartimento Interateneo di Fisica, Università degli Studi di Bari, Italy
⁴³ Consiglio Nazionale delle Ricerche, Bari, Italy
⁴⁴ Dipartimento di Fisica e Geologia, Università di Perugia, Italy
⁴⁵ INFN Laboratori Nazionali di Frascati, Italy
⁴⁶ Istituto Nazionale di Fisica Nucleare, Sezione di Catania, Italy
⁴⁷ Department of Physics and Astronomy, University of Catania, Italy
⁴⁸ Department of Physics and Astronomy, Uppsala University, Box 516, 75120 Uppsala, Sweden

ARTICLE INFO

Keywords:

Dead-time
 Pile-up
 Time-of-flight
 Radiative capture
 Total energy detector
 Pulse-height weighting technique

ABSTRACT

One of the critical aspects for the accurate determination of neutron capture cross sections when combining time-of-flight and total energy detector techniques is the characterization and control of systematic uncertainties associated to the measuring devices. In this work we explore the most conspicuous effects associated to harsh count rate conditions: dead-time and pile-up effects. Both effects, when not properly treated, can lead to large systematic uncertainties and bias in the determination of neutron cross sections. In the majority of neutron capture measurements carried out at the CERN n_TOF facility, the detectors of choice are the C₆D₆ liquid-based either in form of large-volume cells or recently commissioned sTED detector array, consisting of much smaller-volume modules. To account for the aforementioned effects, we introduce a Monte Carlo model for these detectors mimicking harsh count rate conditions similar to those happening at the CERN n_TOF 20 m flight path vertical measuring station. The model parameters are extracted by comparison with the experimental data taken at the same facility during 2022 experimental campaign. We propose a novel methodology to consider both, dead-time and pile-up effects simultaneously for these fast detectors and check the applicability to experimental data from ¹⁹⁷Au(*n*, γ), including the saturated 4.9 eV resonance which is an important component of normalization for neutron cross section measurements.

1. Introduction

The CERN neutron Time-of-Flight (ToF) facility (n_TOF) is devoted to measurements of neutron-induced cross sections of interest for *s*- and *r*- stellar processes and Big-Bang nucleosynthesis studies, nuclear technology and medical applications [1,2]. The neutron beam at n_TOF is produced by means of spallation reactions made from 20 GeV/c, low intensity (LI) ($\sim 3 \times 10^{12}$ particle) and high intensity (HI) ($\sim 8 \times 10^{12}$ particle) proton pulses delivered by the CERN Proton Synchrotron to a lead spallation target [3]. During the spallation process, high energy neutrons are produced and moderated into a white neutron energy spectrum covering from thermal energies (~ 0.025 eV) up to hundreds of MeV. Neutrons reach two Experimental Areas located at 185 m (EAR1) [4] and 20 m (EAR2) [5] from the spallation target, where the detection devices are placed. A third experimental area called NEAR has been recently installed at only 3 m from the spallation target and it is intended to be used for activation measurements and radiation-damage studies [6–9].

The recent upgrade of the spallation source [3] has significantly improved the quality of the neutron beam for (*n*, γ) experiments at EAR2 [10]. In particular, the 50% enhancement in instantaneous neutron flux and the improved resolution function have been found especially relevant for the measurement of small mass (few mg) and highly radioactive samples (several MBq). Two recent examples are the measurements of ⁷⁹Se(*n*, γ) and ⁹⁴Nb(*n*, γ) utilizing samples of only 2×10^{19} and 2.24×10^{18} atoms with overall γ -emitter activities of 7 MBq and 10.1 MBq, respectively [10–14]. However, full exploitation of high-quality neutron beams requires parallel efforts in developing instrumentation and methods that can cope with the high count rate conditions encountered in such (*n*, γ) experiments at EAR2.

At CERN n_TOF a significant amount of neutron capture cross section measurements are made using C₆D₆-based liquid scintillators. When combined with the Pulse-Height Weighting Technique (PHWT) [15–17], for convenience, these detectors are usually referred to as Total-Energy Detectors (TEDs) because they mimic the performance of an ideal TED Moxon-Rae detector [18]. Their fast time response (3 ns risetime), narrow pulse-width (10–20 ns FWHM) and low neutron sensitivity (10^{-4}) [19] are the key features for their

systematic use in this kind of measurements. However, most C_6D_6 detectors utilized over the last 20 years were based on relatively large cell volumes, of about 600 mL [16,17], which were later enlarged to 1 L for optimization of beam-time and counting statistics [19,20]. At the very high instantaneous neutron flux of EAR2 such large detection volumes lead to prohibitive pile-up conditions and dead-time effects. Both effects are critical in the accurate determination of (n, γ) cross sections using TED detectors, especially when aiming at a few percent systematic uncertainty in the final cross section [16]. On the one hand, dead-time reduces the number of detected events respect to their actual number and, consequently, a systematic underestimation of the experimental cross section if the effect is not properly treated. On the other hand, a non identified or non-resolved pile-up event may lead to a wrong deposited energy assignment, which in turn has a direct impact when the PHWT is applied [15–17].

One option to mitigate these experimental effects would be to place the detectors sufficiently far from the capture sample. However, this approach reduces also the signal-to-background ratio, as the background is virtually constant in the EAR2 and severely limits the attainable detection sensitivity. Alternatively, smaller detection volumes working together as an array can be used, so that the overall count rate is shared among more (smaller) detection units and thus reduce the intrinsic instantaneous count rate per detector. The latter approach has been implemented in the so-called segmented Total Energy Detector (sTED) [21], which have been successfully used as array of several modules in the two aforementioned capture experiments [10–14]. Individual sTED modules have a sensitive volume of only 49 ml, which is about a factor of 10–20 smaller than large-volume C_6D_6 detectors. However, their combination in a compact array around the sample, allows one to significantly increase its signal-to-background ratio while achieving a similar total efficiency as conventional large-volume C_6D_6 detectors. For the sake of clarity, the latter will be labeled in this work as C_6D_6 whereas sTED modules will be explicitly named.

For (n, γ) cross section measurements in the resolved-resonance region, which is characterized by strongly varying count rates as a function of the measured time of flight, the aforementioned dead-time and pulse pile-up effects represent a conspicuous source of systematic error. At n_TOF EAR1, the paralyzable dead-time model [22] has been found sufficiently reliable for C_6D_6 detectors [23–25]. However, even for small-volume sTED modules, the count rate at EAR2 can easily be significantly higher than that reached in EAR1 and requires a specific methodology for experiments, where high count rates are expected, such as experiments with short sample-detector distance or when targets cover a large fraction of the neutron beam. This work describes such methodology, which is based on a novel combination of Monte Carlo (MC)-based dead-time and pile-up generators for TED detectors. The proposed approach provides a simultaneous treatment of both effects in a consistent fashion, and it enables one to handle rather large count rate conditions at least up to 6 and 8 MHz for C_6D_6 and sTEDs, respectively. This methodology is demonstrated by applying it to both C_6D_6 and small-volume sTED modules. The model exploits some of the features readily developed for the n_TOF Total Absorption Calorimeter [26,27] and adds some additional features to adapt it to the much faster signals of C_6D_6 -based detectors.

The article is organized as follows. The acquisition system and data processing pipeline at the CERN n_TOF facility are briefly introduced in Section 2. Section 3 presents the new MC dead-time and pile-up model for a fixed count rate situation. The detection probability of two consecutive signals and how to model it from the measured experimental data is discussed in Section 3.1.1, while Section 3.1.2 describes in detail the pile-up model itself. Section 3.2 elaborates on the proposed correction to account for both dead-time and pile-up effects and their actual limitations in terms of count rate. In Section 3.3 is described the methodology for a count rate variation scenario. Section 4 illustrates the performance of the new model in the case of the $^{197}\text{Au}(n, \gamma)$ reaction measured at n_TOF EAR2 using both C_6D_6 -based detection systems. Finally, Section 5 summarizes the main conclusions of this work.

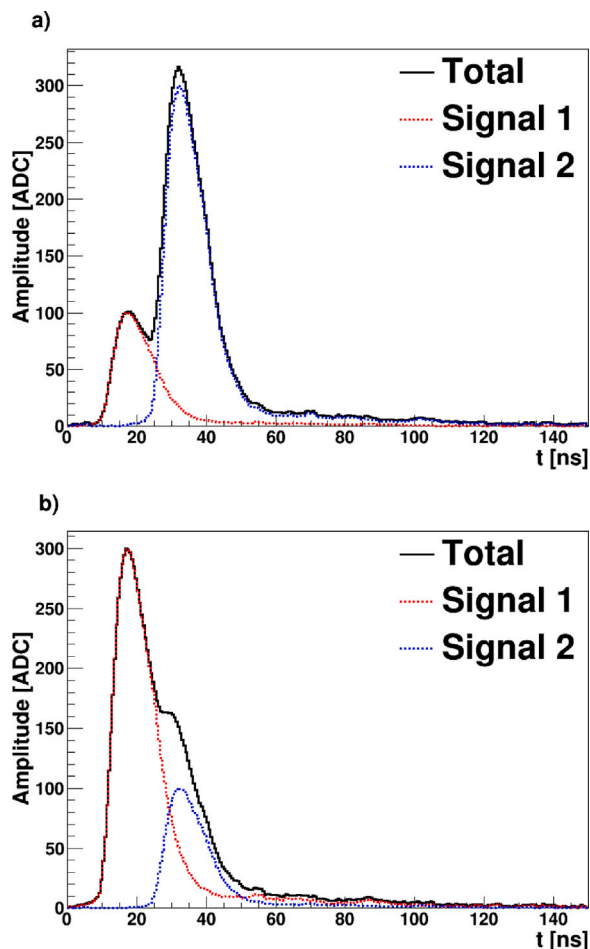


Fig. 1. Illustration of asymmetric C_6D_6 detection probability for two signals separated in time by 15 ns. In Panel (a) the detection probability for the second signal is 75%. In panel (b) the detection probability for the second signal decrease down to 10%.

2. Acquisition and data processing at n_TOF

At CERN n_TOF the signals from the different detectors are digitized using TELEDYNE SP devices (model ADQ14DC-4C-VG) of four channels per module, with 2 GB memory per channel, 500 (700) MHz bandwidth at -1 (-3) dB, and 14 bits flash ADCs. In terms of data-acquisition itself, this digital acquisition approach represents a virtually dead-time free solution [28]. The data buffers are stored using the CERN Advanced STORage manager (CASTOR) [29] and analyzed off-line by applying a well established multipurpose Pulse-Shape Analysis (PSA) routine [30–32].

Detector signals are recognized in the data buffers by using a slow derivative algorithm according to the pulse width [30]. After the pulse is recognized, the baseline is subtracted and its amplitude, area and time of arrival are determined. The asymmetric pulse shape of liquid scintillation detectors [33] may introduce limitations in the pulse recognition algorithm, thus producing distortions in the reconstruction of the signal properties for count rates significantly smaller than the inverse value of the detector pulse width. Furthermore, these distortions typically depend on the absolute and relative amplitudes of the two involved events [26,27]. This statement is illustrated in Fig. 1, which shows two representative situations involving two consecutive signals from C_6D_6 with different amplitudes separated in time by 15 ns. In both situations the first signal is detected by the PSA routine while, because of the short time difference, the detection probability for the second signal is smaller than 1. For the situation in panel (a), the larger

amplitude of the second signal leads to a large detection probability (75%) due to the abrupt change in the slope of the combined signal. However, in panel (b) the detection probability of the second signal decreases to almost a negligible value (10%) since in this situation, the slope of the combined signal almost does not change. Such cases introduce reconstruction distortions that are mainly reflected in two different effects: (i) dead-time ascribed to the fact that the second signal is not detected by the PSA routine, and thus the second event is not accounted for and (ii) pile-up corresponding to the fact that the second signal is not identified by the PSA routine but affects to the parameters of the first one by enlarging its apparent area or amplitude. In the case of really high count rate, the events registered by the detector may overlap even in the rising part of the signal. In such case, it is impossible by any pulse shape routine to identify the pile-up situation. These two effects, although negligible in experiments with moderate peak count rates similar to those reached at EAR1, may represent indeed a severe limitation for high count rate situations, like those encountered at EAR2.

3. Dead-time, pile-up models and proposed correction

3.1. Dead-time and pile-up models in a fixed count rate situation

The MC model presented here allows to assess dead-time and pile-up effects separately, attending to the different response function of sTED and C_6D_6 detectors. The model is inspired by previous works [26,27] related to the BaF₂ n_TOF electromagnetic calorimeter [34]. The proposed algorithm assumes that the overall count rate is dominated by a single emission source, namely, the γ -ray cascade following a neutron-capture reaction. In case of additional contributions to overall counting rate, a different approach must be followed, as described in [26]. The ingredients of the MC model, in the sequential order of application, are described in the following:

1. *(n, γ) cascade generator*: The starting points are realistic (n, γ) de-excitation γ -ray cascades, which mimic the underlying process in a neutron capture experiment. For illustration purposes we use here $^{197}\text{Au}(n, \gamma)$ capture cascades [35], generated by DICEBOX code [36]. Other existing models of Au cascades are likely to provide similar results [36–38]. The output from this stage is a series of neutron capture events, each one consisting of a list of individual γ -ray energies emitted in a decay.
2. *MC simulation of the “undistorted” detector response to (n, γ) events*: The geometry of the detection setup is implemented in a C++ application based on the GEANT4 toolkit [39], mimicking the experiment described in previous works [10,13]. In the model, the deposited energy resolution of the different detection systems is included. At this stage each detected γ -ray event is convolved with the experimental response of the corresponding detector. A list of “undistorted” deposited energies, E , is thus generated for each particular detector. In addition, a deposited-energy spectrum $h_{MC}(E)$, free of dead-time and pile-up effects, is constructed as shown by the black dashed line in Fig. 2. Alternatively one could use the detector response obtained experimentally for (n, γ) cascades at low count rate conditions (i.e. with a very thin sample or reduced beam intensity) [27]. However, this approach will be affected by the fraction of the spectrum missing below the detection threshold (typically a few hundreds of keV) that will contribute both to dead-time and pile-up effects. For instance, a pair of γ -rays of energy slightly below the detection threshold will not contribute to the undistorted spectra. However, if they are detected within a very short time, the combined signal can exceed the detection threshold and one pulse is recorded. Similarly, a sub-threshold signal can distort amplitude and area of an above-threshold signal.

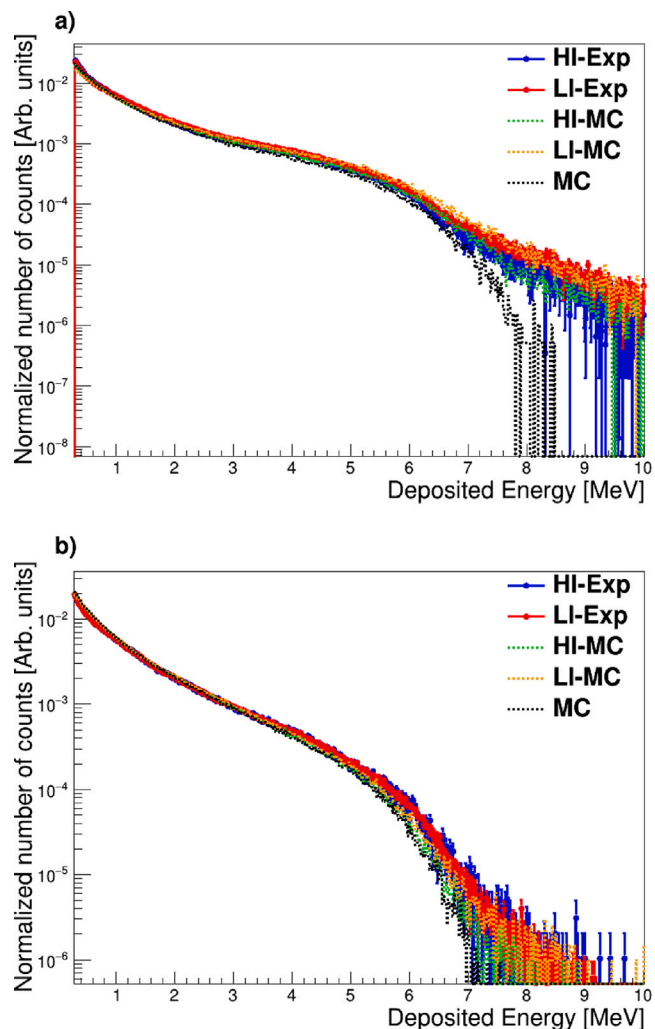


Fig. 2. Experimental and reconstructed MC deposited energy spectra for C_6D_6 (panel a) and sTED (panel b) in the $^{197}\text{Au}(n, \gamma)$ 4.9 eV saturated resonance during HI (red) and LI (blue) pulses.

3. *Time sampling*: At this stage the count rate r is introduced in the model. Individual events contributing to $h_{MC}(E)$ are sampled in time assuming a constant count rate r and standard Poisson probability distribution $P(\Delta t|r)$ of time-differences Δt between actual consecutive signals [26,27]

$$P(\Delta t|r) = e^{-r\Delta t}. \quad (1)$$

This step essentially introduces the count rate conditions corresponding to the experiment. From this sampling, a list of deposited energies generated in the previous step and absolute detection times is generated for the quantification of pile-up and dead-time effects.

4. *Pile-up generator*: The pile-up effect is applied to consecutive signals in the event list from the previous step using the method described in Section 3.1.2, thereby modifying the energy of the detected events and removing those that cannot be disentangled by the pulse shape recognition algorithm.
5. *Dead-time generator*: The detection probability for two consecutive signals is then applied as described in Section 3.1.1. It removes events that cannot be identified by the PSA routine. A predefined dead-time function, which is experimentally characterized for each particular detection system, is exploited for this purpose.

After these steps, the algorithm delivers a realistic list of simulated events, which is used to reconstruct the deposited energy spectrum affected by both dead-time and pile-up effects, $h_d(E)$. This spectrum can be directly compared with the registered experimental spectrum. The comparison is made in Fig. 2 for C_6D_6 (panel a) and sTED (panel b) detectors and separately for LI and HI proton-pulses. The two sets of C_6D_6 data shown in Fig. 2 correspond to an observed count rate of ~ 3.2 c/ μ s and ~ 7.5 c/ μ s for LI and HI, respectively. In the case of the sTED module, the measured count rates are then ~ 1.5 c/ μ s and ~ 3.9 c/ μ s, respectively. The similar experimental count rate for both detection systems during the measurement, even with the large difference in volume, is due to the distances to the target selected for the experiment. From Fig. 2 it becomes clear that if both pile-up and dead-time effects are not properly included in the simulation, the shape of the experimental deposited-energy spectra is not well reproduced by the MC simulation. Thus, both effects become of utmost importance for the correct assessment of the detector efficiency and for determining the capture-yield normalization via the 4.9 eV resonance in $^{197}\text{Au}(n, \gamma)$ [40–42].

3.1.1. Dead-time generator

The C_6D_6 and sTED modules fast time response and narrow pulse-width requires the use of a smooth time-difference function for estimating the detection probability of every two consecutive events. A sigmoid function [43] has been used in this work as it reasonably describes experimental data. This function depends on the deposited energy (amplitude), E_1 and E_2 , of the two consecutive signals and their Δt as

$$f(\Delta t, E_1, E_2) = \frac{1}{1 + e^{-a_o(E_1, E_2)(\Delta t - \Delta t_o(E_1, E_2))}}. \quad (2)$$

The parameters $\Delta t_o(E_1, E_2)$ and $a_o(E_1, E_2)$ define the time difference for a 50% detection probability of the second signal and the detection-probability rate change for a particular pair of values E_1 and E_2 . Both a_o and Δt_o can be experimentally determined by fitting the measured Δt distributions between consecutive signals for any E_1 and E_2 to the product of functions given by Eqs. (1) and (2) scaled by a normalization factor A

$$g(\Delta t, E_1, E_2) = \frac{A \times e^{-r_1 \Delta t}}{1 + e^{-a_o(E_1, E_2)(\Delta t - \Delta t_o(E_1, E_2))}}. \quad (3)$$

Here, r_1 is the count rate of the underlying expected exponential time difference distribution associated to a Poisson random process. As indicated by Eq. (3), A and r_1 have no impact on values of a_o and Δt_o and depend only on the ranges of E_1 and E_2 used in the fitting procedure. Fig. 3 shows results of the fitting for both C_6D_6 and sTED detectors with E_1 and E_2 between 1 and 2 MeV. The region selected for the fitting procedure corresponds to the 4.9 eV $^{197}\text{Au}(n, \gamma)$ saturated resonance because of the large statistics and relatively steady count rate. The quality of the fit lends confidence on the extracted parameters a_o and Δt_o .

In practice, this fitting procedure needs to be applied to map $\Delta t_o(E_1, E_2)$ and $a(E_1, E_2)$ on a grid. However, limited statistics allows to use only (relatively) coarse bins. The results of the fits using 1 MeV wide intervals are given in Fig. 4 and Fig. 5 for Δt_o and a_o , respectively. For practical use, these distributions are fitted to a restricted bi-linear function of the form

$$\Delta t_o(E_1, E_2) = \Delta t_0 + b_1 E_1 + b_2 E_2, \quad (4)$$

$$a_o(E_1, E_2) = a_0 + a_1 E_1 + a_2 E_2. \quad (5)$$

Such fit smears fluctuations in individual bins and is thus better suited for practical use for any pair of E_1 and E_2 values. The bilinear fit was performed to signals ranging from 0 up to 7 MeV for E_1, E_2 , avoiding data-points of low statistics.

Fig. 4 indicates that, in general, the smaller the ratio between E_2 and E_1 , the smaller becomes also the detection probability of the

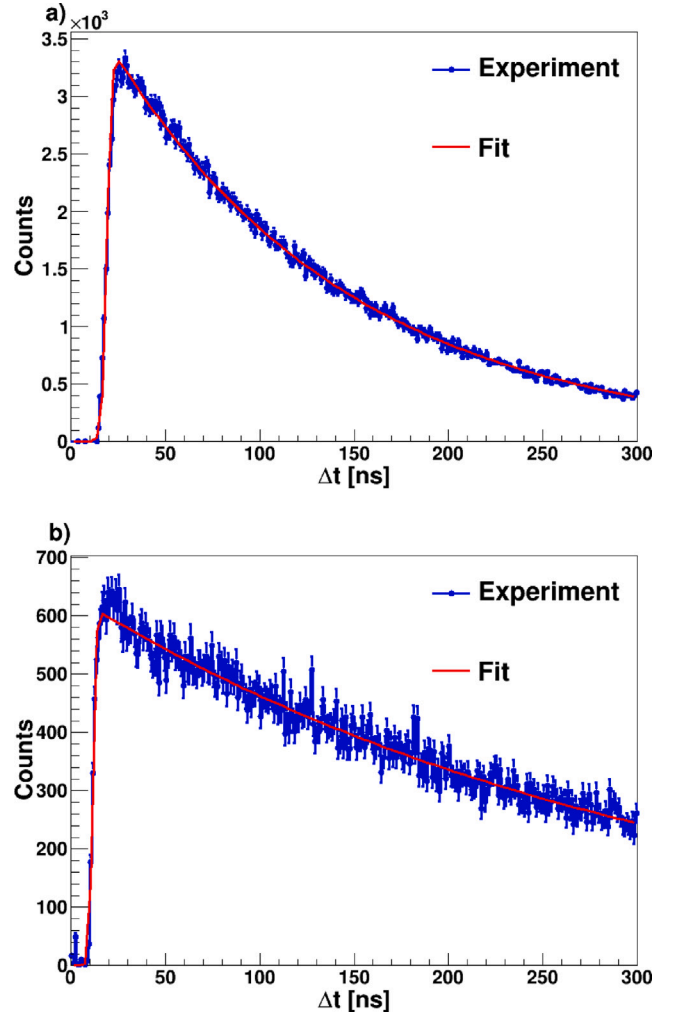


Fig. 3. Example of Δt distribution and analytical fit using deposited energy signals of E_1 and E_2 between 1 and 2 MeV for C_6D_6 detectors (panel a) and sTED module (panel b).

Table 1
Parameters of the fit of Eq. (5) shown in Fig. 4.

Detector	Δt_0 [ns]	b_1 [ns/MeV]	b_2 [ns/MeV]
sTED	13.14	9.34×10^{-2}	-4.78×10^{-1}
C_6D_6	21.4	1.12×10^{-1}	-6.05×10^{-1}

second signal at given Δt . This feature is reflected in larger $\Delta t_o(E_1, E_2)$ values for smaller ratio, which is in agreement with previous works [26, 27] and as indicated by Fig. 1 it is not really surprising. In the case of C_6D_6 detectors, $\Delta t_o(E_1, E_2)$ ranges from about 12 ns up to a maximum value of 30 ns. For the smaller sTED modules. This parameter spans from 8 ns up to 20 ns. Shorter Δt_o for sTED may be ascribed to a better light-collection efficiency and faster PMT response of the smaller detector [44,45].

The $a_o(E_1, E_2)$ distribution for both detection systems, C_6D_6 and sTED module, is shown in Fig. 5. On average, sTED shows significantly smaller a_0 values than the C_6D_6 , with a detection probability recovery for the second signal, which is about 50% faster when compared to the C_6D_6 detector. The parameters found for the bi-linear fit of Eqs. (4) and (5) are reported in Table 1 and Table 2, respectively.

3.1.2. Pile-up generator

Pile-up occurs for signals separated by a small time difference, generally shorter than the region where dead-time effects have a noticeable

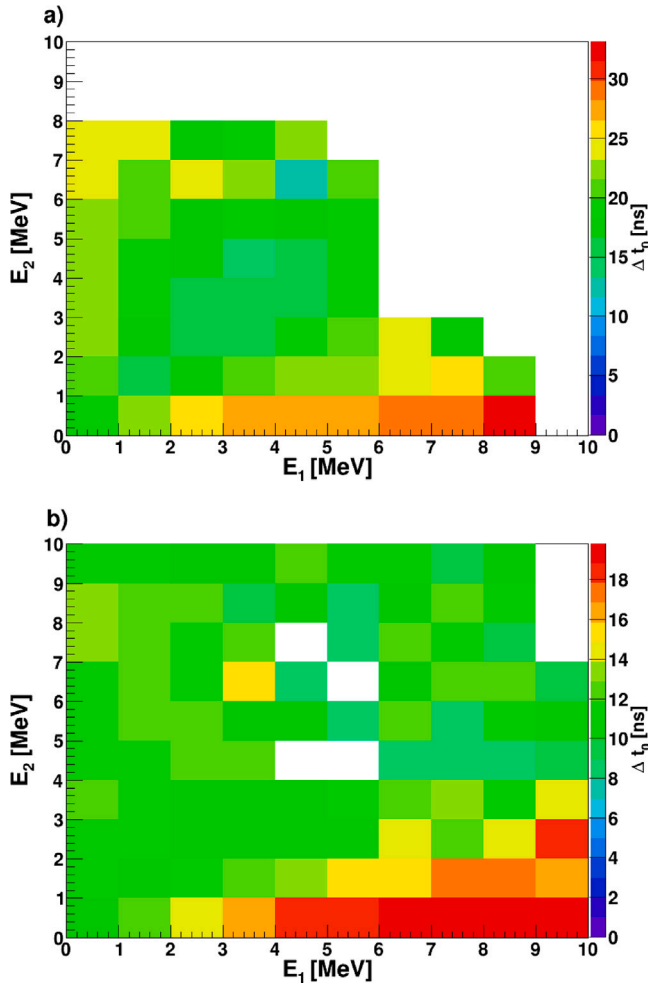


Fig. 4. $\Delta t_0(E_1, E_2)$ distribution calculated from the Δt distribution fitting procedure. Panel (a) C_6D_6 detector. Panel (b) sTED module. White regions suffer from low statistics and could not be fitted.

Table 2
Parameters of the fit of Eq. (5) shown in Fig. 5.

Detector	a_0 [ns^{-1}]	a_1 [$\text{ns}^{-1}/\text{MeV}$]	a_2 [$\text{ns}^{-1}/\text{MeV}$]
sTED	4.54×10^{-1}	2.62×10^{-1}	2.7×10^{-1}
C_6D_6	1.11	-5.05×10^{-2}	-1.0×10^{-1}

impact. Therefore, the pile-up effect is not accessible by fitting the measured Δt distribution of two consecutive pulses and an alternative approach needs to be implemented. To this aim, we assume that if the time difference between two consecutive signals is smaller than a constant value Δt_p , then the energy of the first signal is considered to be the sum of both pile-up signal energies and the contribution of the second signal is removed from the event list.

In order to determine a reasonable value for Δt_p , the procedure described at the beginning of Section 3 was tested for several values. We have adopted the one that gives the most accurate reproduction of the experimental deposited-energy spectra for different count rates. These different count rates are reached by separate treatment of low- and high-intensity proton pulses. The best Δt_p values obtained are 18 ns and 8 ns for C_6D_6 and sTED module, respectively. These quantities are comparable or smaller than the pulse-width of both C_6D_6 and sTED module. The comparison of simulated $h_d(E)$ spectrum with the best Δt_p to the experimental one in the reference case of 4.9 eV $^{197}\text{Au}(n, \gamma)$ is shown in Fig. 2. The fact that both count rate deposited energy spectra

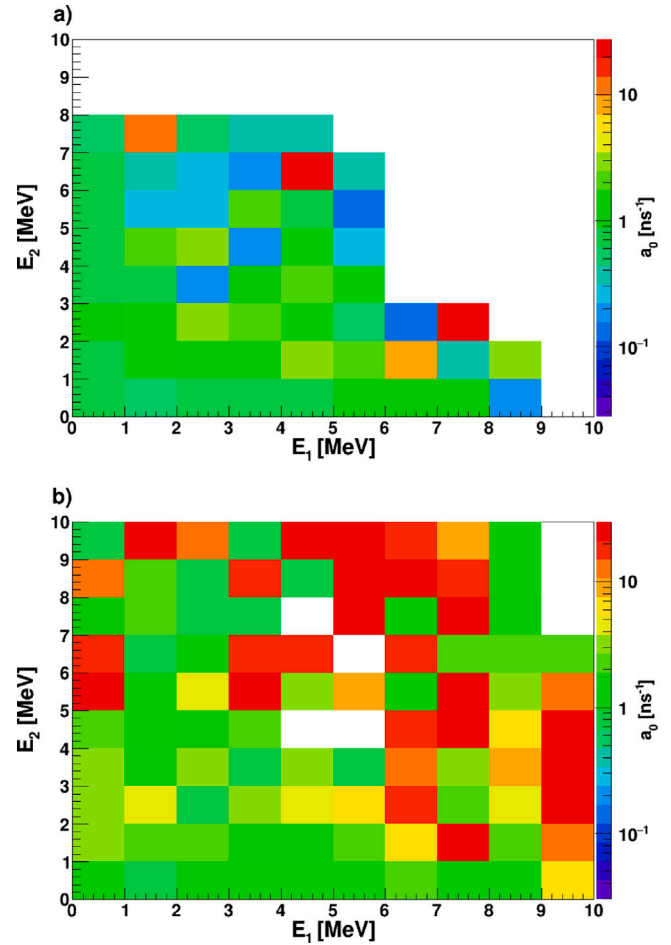


Fig. 5. $a_0(E_1, E_2)$ distribution calculated from the Δt distribution fitting procedure for (a) C_6D_6 and (b) sTED module. White regions suffer from low statistics and could not be fitted.

become now compatible regardless of the proton-intensity or count rate level, lend confidence on the applied methodology.

3.2. Dead-time and pile-up correction methodology for constant count rate r

Dead-time corrections estimate count losses above a certain deposited energy detection threshold E_{thr} at given count rate r [22]. This is equivalent to requiring that the integral of undistorted deposited spectra is equal to the integral of the distorted deposited energy spectra times dead-time correction f_{dt} ,

$$\int_{E_{thr}} h_{MC}(E) dE = f_{dt}(E_{thr}, r) \int_{E_{thr}} h_d(E) dE. \quad (6)$$

Thus, the dead-time correction is deduced from the ratio of both integrals

$$f_{dt}(E_{thr}, r) = \frac{\int_{E_{thr}} h_{MC}(E) dE}{\int_{E_{thr}} h_d(E) dE}. \quad (7)$$

The actual determination of the cross section using the TED principle requires a detection efficiency proportional to the deposited energy. The latter is obtained by means of the application of a weighting function $W_f(E)$ to the spectrum [15–17], i.e. application of the PHWT assuming no pile-up. The number of detected neutron capture reactions for a particular isotope (n_R) is equal to the integral of deposited energy spectra weighted by $W_f(E)$ times a normalization factor C . In absence

of dead-time and pile-up, the deposited energy spectrum corresponds to $h_{MC}(E)$. Thus,

$$n_R = C \int_{E_{thr}} h_{MC}(E) W_f(E) dE \quad (8)$$

In practice, the measured energy spectrum, $h_d(E)$, is not only affected by dead-time effects but also by pile-up events. The actual number of detected reactions (n'_R) is then given by

$$n'_R = C \int_{E_{thr}} h_d(E) W_f(E) dE \quad (9)$$

Experimentally, one deals with non-ideal detectors that under certain count-rate conditions are affected by dead-time and pile-up effects and thus $h_{MC}(E) \neq h_d(E)$ and $n_R \neq n'_R$. In other words, the detection efficiency to the particular (n, γ) is not constant anymore, even if the TED principle holds, because the deposited energy spectra has changed. In analogy with $f_{dt}(E_{thr}, r)$, we can introduce a factor $f_{dtpu}(E_{thr}, r)$ that describes, for a constant count rate r , the size of the correction that needs to be applied in order to recover the detection efficiency to the undistorted value. Therefore, for a constant count rate, the requirement $n_r = n'_r$ transforms to

$$\int_{E_{thr}} h_{MC}(E) W_f(E) dE = f_{dtpu}(E_{thr}, r) \int_{E_{thr}} h_d(E) W_f(E) dE. \quad (10)$$

And as for dead-time correction, the proposed correction can be quantified from the ratio of both integrals,

$$f_{dtpu}(E_{thr}, r) = \frac{\int_{E_{thr}} h_{MC}(E) W_f(E) dE}{\int_{E_{thr}} h_d(E) W_f(E) dE}. \quad (11)$$

In reality, r is not experimentally accessible because of the detection threshold. Nevertheless, we can use measured count rate r' , the number of counts detected above the detection threshold per time unit as for a given cascade there is a unique relation between r and r' and the correction factors can be equivalently formulated using r' instead of r .

Fig. 6 shows both f_{dt} and f_{dtpu} corrections for $^{197}\text{Au}(n, \gamma)$ as a function of the measured count rate r' for both sTED and C_6D_6 detectors. Thresholds for sTED and C_6D_6 detectors are set to 200 keV and 300 keV, respectively. Both corrections are negligible (below 0.5%) only for $r' \lesssim 0.1$ c/ μs . Further f_{dt} and f_{dtpu} corrections are almost, with values in the order of 1%–2%, identical at very low values of $r' \lesssim 0.5$ c/ μs . For these low count rates the pile-up probability is still low and thus the fraction of missing counts is small. As r' increases, the pile-up starts to introduce deviations in the deposited energy spectrum, with respect to no pile-up case. In practice, the correction on the pile-up partially compensates for the dead-time one due to the properties $W_f(E)$ that gives larger weight to pulses with higher E . Considering both these effects is thus critical when aiming at high precision measurements with TED detectors.

The range of applicability of the proposed method depends on the specific detector pulse-shape characteristics. The numerical limitation of the model for C_6D_6 and sTED are ~ 11 c/ μs and 16 c/ μs , respectively. Based on analysis of $^{197}\text{Au}(n, \gamma)$ experimental data, see Section 4, we can make a conclusion that the method is applicable up to $r' \approx 8$ c/ μs , which corresponds to $f_{dt} \approx 1.35$ for C_6D_6 detector. For sTED module we checked the maximum $r' \approx 8.2$ c/ μs without spotting any problems in the applicability of the approach. In analogy with C_6D_6 , we believe that the method should work again at least in the range $f_{dt} \lesssim 1.35/1.4$, i.e. up to at least ≈ 12 –14 c/ μs for this detector. These limits should be avoided because small uncertainties in the corrections can be translated in large systematic uncertainties to the actual deduced yield. For this reason we propose a use of the current dead-time and pile-up model for C_6D_6 and sTED up to count rates about ~ 6 c/ μs and ~ 10 c/ μs , respectively.

It is worth mentioning that although the parameters, a_o , Δt_o and Δt_p , of the dead-time and pile-up models have been adjusted using the 4.9 eV saturated resonance in $^{197}\text{Au}(n, \gamma)$, they do not depend

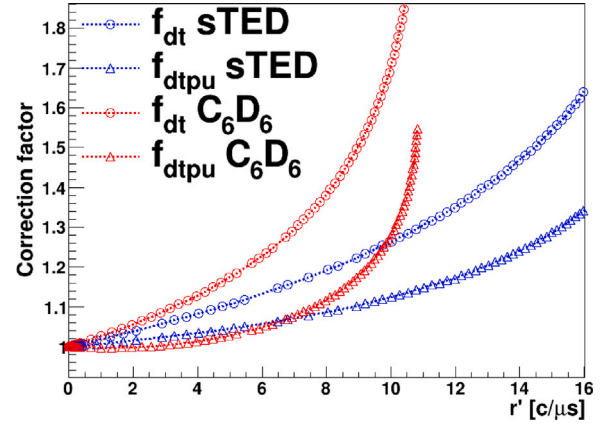


Fig. 6. f_{dt} and f_{dtpu} corrections for both, C_6D_6 and sTED module, using a detection threshold of 300 keV and 200 keV, respectively.

on the specific γ -ray cascade details or on the count rate conditions and the main dependency on these parameters arises from the detector response and pulse-shape characteristics. On the other hand, since the actual $h_{MC}(E)$ and $h_d(E)$ spectra depend on the actual isotope under study, the particular dead-time and pile-up corrections will be isotope specific too. However, they can be quantified by simple repeating the MC procedure described in the beginning of Section 3 adopting a_o , Δt_o and Δt_p parameters derived in this paper.

3.3. Correction for rapidly varying count rates

For any (n, γ) cross section measurement in the resolved resonance region using ToF, r' varies strongly as a function of the neutron energy (E_n) due to different strengths and positions of the neutron resonances. Under such rapidly changing r' conditions, f_{dt} and f_{dtpu} corrections (Section 3.2) can be applied independently to individual neutron energy bins only assuming a constant r' rate within the bin. Usually, this condition is achieved by using a neutron energy binning sufficiently narrow compare to the corresponding r' variation rate [27]. In this way, a constant r' can be considered and dead-time and pile-up corrections can be applied to individual bins using the methodology explained in Section 3.2.

4. Validation of dead-time and pile-up correction

The methodology described in Sections 3.2 and 3.3 has been validated using $^{197}\text{Au}(n, \gamma)$ experimental data from an experiment performed at n_TOF EAR2 utilizing C_6D_6 detector and sTED modules. The Au target, with a size of 20 mm diameter and 0.1 mm thickness, was placed in the center of the setup. sTED and C_6D_6 detectors were placed at a distance from the target of 4.5 cm and 17 cm, respectively. In this way the count rates detected by both detection systems are comparable. For further details about the experiment, the reader is referred to Refs. [10,13]. This specific reaction has been chosen because of its importance for (n, γ) cross section normalization. The strong 4.9 eV resonance in $^{197}\text{Au}(n, \gamma)$ is commonly used in many experiments for normalization [16,40,41]. During the experiment, both LI and HI pulses were delivered to the spallation target, yielding two different r' situations, that can be compared at each neutron-energy bin. In this work, reaction yield is defined as the number of (n, γ) reactions detected as a function of the neutron energy. Because this quantity should not depend on the proton intensity when properly normalized, after applying the corresponding dead-time and pile-up corrections, both corrected reaction yields should coincide within the experimental uncertainty at each energy bin.

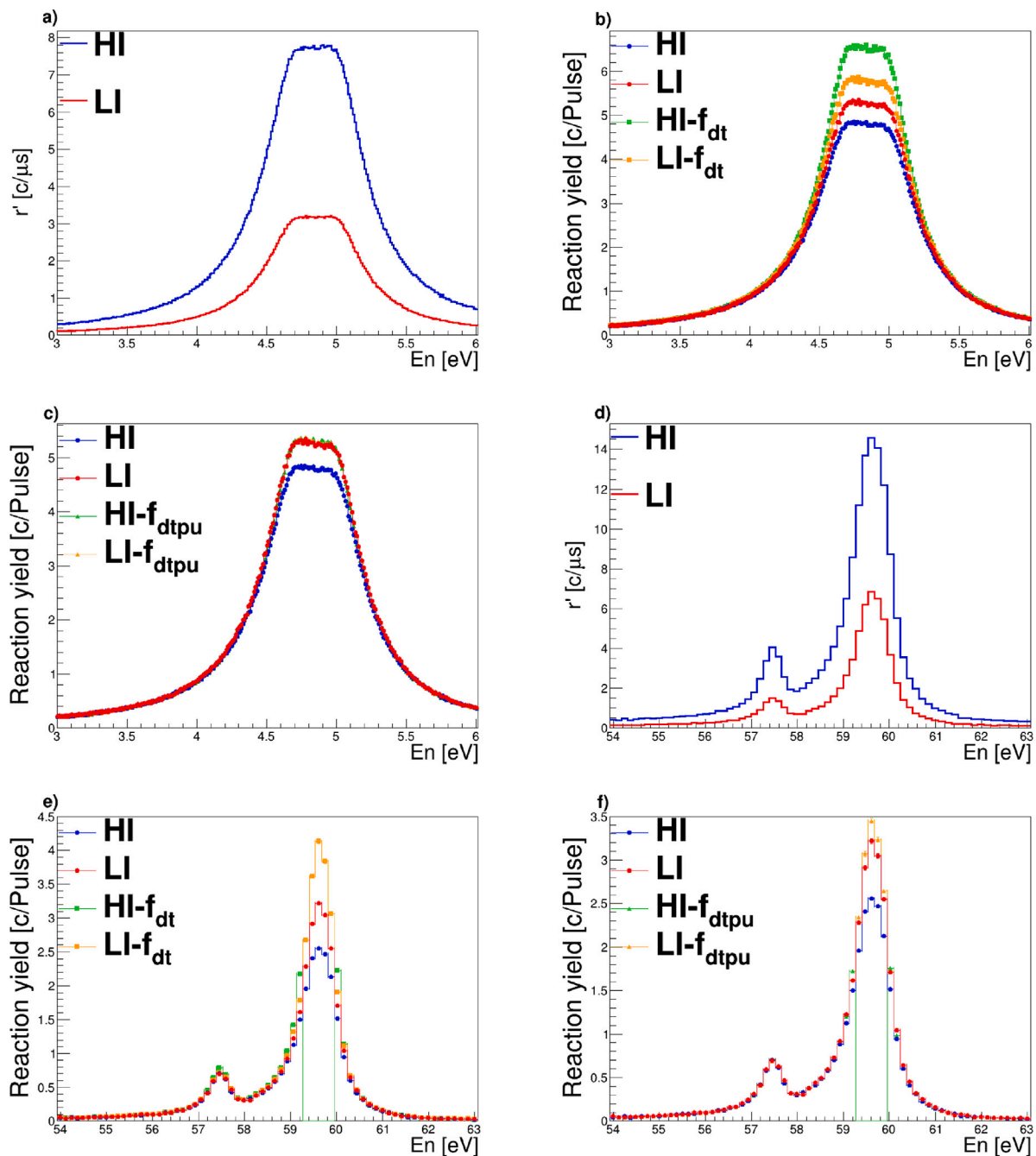


Fig. 7. Performance of f_{dt} and f_{dtpu} corrections applied to C_6D_6 in the neutron energy range from 3 to 6 eV and 54 to 63 eV. Panels (a) and (d) present r' as a function of neutron energy for HI and LI pulses. Panels (b) and (e) give corresponding reaction yield from experiment and after application of f_{dt} correction, while panels (c) and (f) after application of f_{dtpu} correction.

Two different neutron-energy regions were selected for illustration purposes: the neutron energy range from 3 eV to 6 eV where the saturated $^{197}\text{Au}(n, \gamma)$ resonance at 4.9 eV is located, and the region from 54 eV to 63 eV corresponding to the largest peak count rate resonance in $^{197}\text{Au}(n, \gamma)$ at 60 eV.

The results, as a function of neutron energy, are shown in Fig. 7 for C_6D_6 and in Fig. 8 for sTED, respectively. In both figures, panels (a) and (d) display r' in the two selected neutron energy ranges, respectively. Panels (b) and (e) show the reaction yields together with the f_{dt} -corrected one. Finally, panels (c) and (f) show the same measured yields and f_{dtpu} -corrected ones.

The HI and LI C_6D_6 uncorrected experimental reaction yield at the flat top part of the saturated 4.9 eV resonance reveals differences as

large as $\sim 8\%$, as shown in panels (b) and (c) of Fig. 7. The differences observed are indeed caused by different contribution of dead-time and pile-up effects during HI and LI pulses. Based on Fig. 6 for the count rates r' , 3 c/ μs and 7.5 c/ μs , f_{dt} corrections have values close to 1.1 and 1.3, respectively. After application of dead-time correction f_{dt} (panel b), differences between HI and LI corrected yields actually increase up to $\sim 9\%$.

The situation changes when f_{dtpu} corrections are applied. This is demonstrated in panel (c), where both HI and LI corrected yields show a satisfactory agreement. These yields are close to the uncorrected yield obtained with LI pulses. This is evident from Fig. 6 as the $f_{dtpu} \sim 1.01$ for $r' \sim 3$ c/ μs . One can therefore conclude from Fig. 7, that the f_{dtpu} correction is able to properly account for deviations observed in the

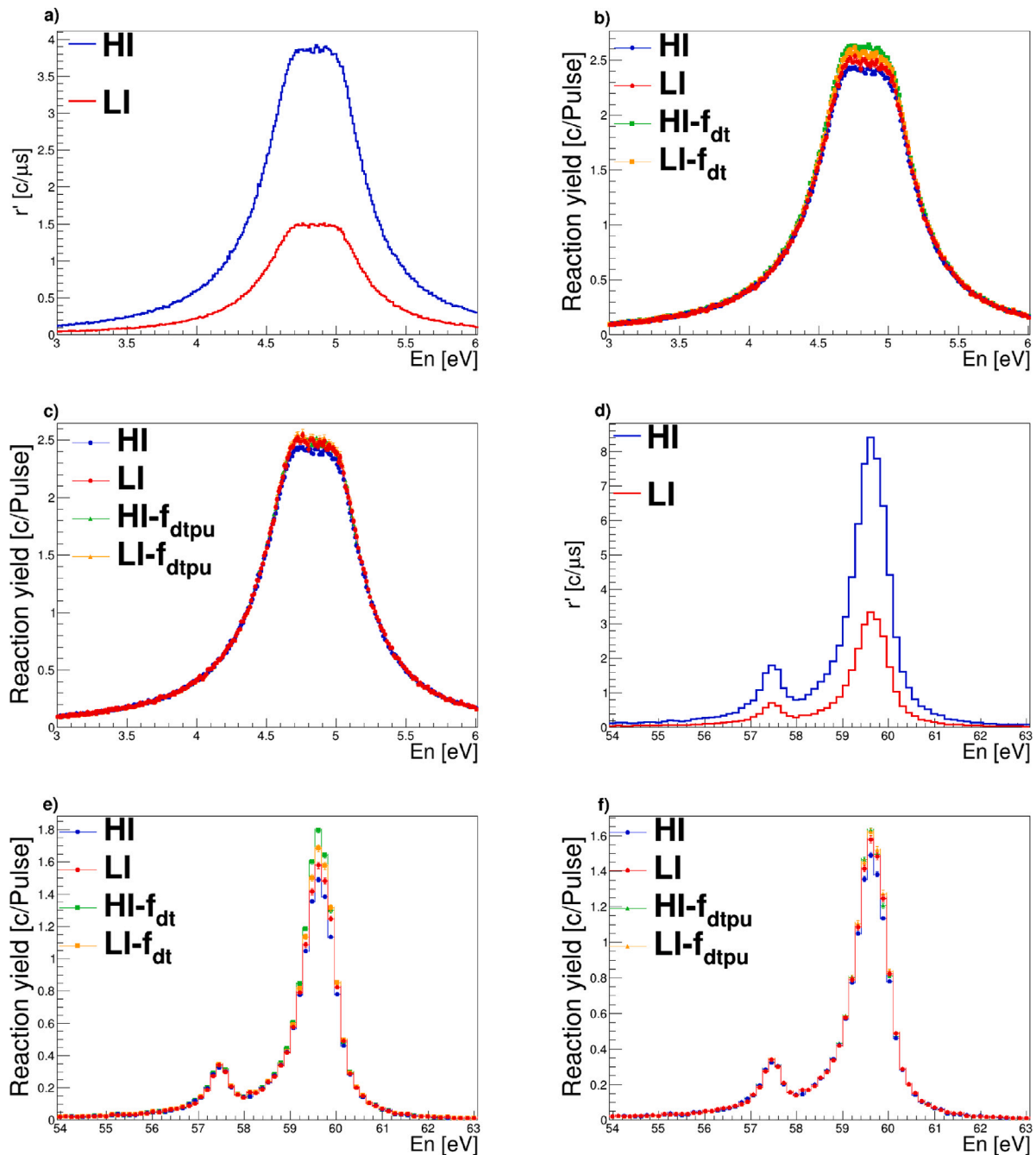


Fig. 8. Performance of f_{dt} and f_{dtpu} corrections applied to sTED in the neutron energy range from 3 to 6 eV and 54 to 63 eV. Panels (a) and (d) present r' as a function of neutron energy for HI and LI pulses. Panels (b) and (e) give corresponding reaction yield from experiment and after application of f_{dt} correction, while panels (c) and (f) after application of f_{dtpu} correction.

deposited energy spectra arising from severe pile-up and dead-time effects present in the saturated 4.9 eV resonance up to count rate of (at least) about 7.5 c/ μ s.

Fig. 7(b), (d), (f) shows the other selected neutron energy range, which actually corresponds to even more stressful count rate situation. Measured count rates of $r' \sim 7$ c/ μ s and 15.0 c/ μ s are reached for LI and HI pulses, respectively, at the top of the 60 eV resonance. In fact, $r' \sim 15.0$ c/ μ s can be regarded as beyond the correction capabilities of the current algorithm, as discussed in Section 3.2 and shown in Fig. 6.

Such large count rate situations would require a more sophisticated model. Another option is a use of detector system which allows reduction of the count rate while preserving similar statistics, a solution like an array of sTED modules, or a system with the response that reduces

dead-time and pile-up effects. The current limitation for C_6D_6 detectors is clearly observed near the top of the 60 eV resonance, where both f_{dt} and f_{dtpu} corrections fail to provide a satisfactory results for HI pulses. sTED results for the two neutron-energy ranges are then shown in Fig. 8. The smaller active volume of sTED in comparison to C_6D_6 reduces significantly the count rates. As shown in panel (a), in the saturated 4.9 eV resonance of $^{197}\text{Au}(n, \gamma)$ the maximum r' during LI and HI proton pulses are ≈ 1.4 c/ μ s and 3.9 c/ μ s, respectively. In this case, the differences observed between LI and HI registered yields is about 5%. As shown in Fig. 6, f_{dt} corrections for LI and HI pulses are 5% and 15%, respectively. The f_{dtpu} values amounts to 3% and 1%, respectively. Again, if only the f_{dt} correction is applied (see panel b), the corrected yields still differ by about 2%. Only when the full f_{dtpu}

correction is applied (see panel c), deviations become only 0.5%, which is within the statistical uncertainty of the measured yield.

In the neutron energy range between 54 and 63 eV the maximum r' measured with sTED are of 3.0 c/ μ s and 8.2 c/ μ s for LI and HI pulses, respectively (see Fig. 8(d) and Fig. 8(f)). The model works nicely even for these large count rates, obtaining results with deviations within errors on the corrected yield from both LI and HI pulses. The wider range of applicability can be ascribed to the narrower signals of sTED when compared to C_6D_6 detectors. Again, only the f_{dt} correction is not sufficient for the 60 eV resonance as shown in panel (e).

Finally, it is worth emphasizing that it is preferable to design neutron-capture experiments in such a manner. That corrections as large as those discussed here are avoided. However, in situations where this is not possible – as those typically performed in the n_TOF EAR2 – the presented method will represent a suitable solution to account for high count rate conditions.

5. Summary and conclusions

Dead-time and pile-up effects represent a conspicuous source of systematic error in neutron-capture experiments dealing with very high count rates. The interplay between these two effects and their impact to the final capture cross-section requires of a sophisticated correction algorithm. Dead-time effects lead to an underestimation of the reaction yield whereas pile-up can induce an apparent increase in detection efficiency that, if not properly treated, would lead to biased (n, γ) cross section result after the PHWT is applied.

In this work we have proposed and experimentally validated a Monte Carlo method for detectors using the Total Energy Deposition principle (which is obtained via application of the PHWT) that considers dead-time and pile-up effects simultaneously in a consistent manner. We have applied it to two different types of C_6D_6 liquid scintillators at different count rate conditions and demonstrated the capability to account for these effects in neutron-capture cross-section measurements under the very high count rate conditions that can easily be reached at n_TOF EAR2. The parameters needed for the implementation of the dead-time correction (f_{dt}) can be obtained experimentally and are independent of γ -rays emitted during individual decays following the neutron capture. On the other hand, the correction that also takes into account pile-up (f_{dtpu}) depends on the γ decay pattern when the PHWT is used, as the deduced energy of events coming from the pile-up depends on this sequence. In any case, we showed that both the corrections are important. For this reason, the process described in Section 3 will have to be repeated for the particular reaction under study.

The proposed correction method was tested on data from $^{197}\text{Au}(n, \gamma)$ data using two different detectors, a conventional, large volume, carbon fiber C_6D_6 with a volume of 1 L and much smaller sTED module with a volume of 49 mL. We found that the method brings very good results if it is applied to experimental count rates up to ~ 8 c/ μ s for both detection systems with differences of 1%–2% between corrected HI and LI proton pulses. This count rate is close to the upper limit of applicability for large-volume C_6D_6 , as we see that for more than about 10–11 c/ μ s the method does not fully work. The range of applicability for sTED is larger attending to the results shown in Fig. 6. However, higher count rates, even after applying dead-time and pile-up corrections can lead to significant systematic errors that, after propagated, can lead to biased (n, γ) cross section values. The different range of applicability of the presented model is a result of the different pulse-shape characteristics of different detection systems. It is worth to recall that this type of corrections may be crucial when applying the saturated-resonance technique for neutron capture yield normalization [15–17,42] if a systematic uncertainty on the level of at most a few percent is targeted in the determination of the neutron-capture cross section.

CRediT authorship contribution statement

J. Balibrea-Correa: Conceptualization, Data curation, Formal analysis, Funding acquisition, Investigation, Methodology, Writing – original draft.

Declaration of competing interest

The authors declare that they have no known competing financial interests or personal relationships that could have appeared to influence the work reported in this paper.

Data availability

Data will be made available on request.

Acknowledgments

This work has been carried out in the framework of a project funded by the European Research Council (ERC) under the European Union's Horizon 2020 research and innovation programme (ERC Consolidator Grant project HYMNS, with grant agreement No. 681740). This work was supported by grant ICJ220-045122-I funded by MCIN/AEI/10.13039/501100011033 and by European Union NextGenerationEU/PRTR. The authors acknowledge support from the Spanish Ministerio de Ciencia e Innovación under grants PID2019-104714GB-C21, PID2022-138297NB-C21 and the funding agencies of the participating institutes. The authors acknowledge the financial support from MCIN and the European Union NextGenerationEU and Generalitat Valenciana in the call PRTR PC I+D+i ASFAE/2022/027.

References

- [1] E. Chiaveri, O. Aberle, J. Andrzejewski, L. Audouin, M. Bacak, J. Balibrea, M. Barbagallo, F. Becvár, E. Berthoumieux, J. Billowes, D. Bosnar, A. Brown, M. Caamaño, F. Calviño, M. Calviani, D. Cano-Ott, R. Cardella, A. Casanovas, F. Cerutti, Y.H. Chen, N. Colonna, G. Cortés, M.A. Cortés-Giraldo, L. Cosentino, L.A. Damone, M. Diakaki, C. Domingo-Pardo, R. Dressler, E. Dupont, I. Durán, B. Fernández-Domínguez, A. Ferrari, P. Ferreira, P. Finocchiaro, K. Göbel, A.R. García, A. Gawlik, S. Gilardoni, T. Glodariu, I.F. Gonçalves, E. González, E. Griesmayer, C. Guerrero, F. Gunsing, H. Harada, S. Heinitz, J. Heyse, D.G. Jenkins, E. Jericha, F. Käppeler, Y. Kadi, A. Kalamara, P. Kavragin, A. Kimura, N. Kivel, M. Kokkoris, M. Kricka, D. Kurtulgil, E. Leal-Cidoncha, C. Lederer, H. Leeb, J. Lerendegui-Marco, S.L. Meo, S.J. Lonsdale, D. Macina, J. Marganiec, T. Martínez, A. Masi, C. Massimi, P. Mastinu, M. Mastromarco, E.A. Mauger, A. Mazzone, E. Mendoza, A. Mengoni, P.M. Milazzo, F. Mingrone, A. Musumarra, A. Negret, R. Nolte, A. Oprea, N. Patronis, A. Pavlik, J. Perkowski, I. Porras, J. Praena, J.M. Quesada, D. Radeck, T. Rauscher, R. Reifarh, C. Rubbia, J.A. Ryan, M. Sabaté-Gilarte, A. Saxena, P. Schillebeeckx, D. Schumann, A.G. Smith, N.V. Sosnina, A. Stamatopoulos, G. Tagliente, J.L. Tain, A. Tarifeño-Saldivia, L. Tassan-Got, A. Tsinganis, S. Valenta, G. Vannini, V. Variale, P. Vaz, A. Ventura, V. Vlachoudis, R. Vlastou, A. Wallner, S. Warren, P.J. Woods, T. Wright, P. Zuzec, The n_TOF facility: Neutron beams for challenging future measurements at CERN, EPJ Web Conf. 146 (2017) 03001, <http://dx.doi.org/10.1051/epjconf/201714603001>.
- [2] E. Chiaveri, O. Aberle, V. Alcayne, S. Amaducci, J. Andrzejewski, L. Audouin, V. Babiano-Suarez, M. Bacak, M. Barbagallo, S. Bennett, E. Berthoumieux, D. Bosnar, A.S. Brown, M. Busso, M. Caamaño, L. Caballero, M. Calviani, F. Calviño, D. Cano-Ott, A. Casanovas, F. Cerutti, N. Colonna, G.P. Cortés, M.A. Cortés-Giraldo, L. Cosentino, S. Cristallo, L. Damone, P.J. Davies, M. Diakaki, M. Dietz, C. Domingo-Pardo, R. Dressler, Q. Ducasse, E. Dupont, I. Durán, Z. Eleme, B. Fernández-Domínguez, A. Ferrari, I. Ferro-Gonçalves, P. Finocchiaro, V. Furman, R. Garg, A. Gawlik, S. Gilardoni, K. Göbel, E. González-Romero, C. Guerrero, F. Gunsing, S. Heinitz, J. Heyse, D.G. Jenkins, E. Jericha, U. Jiri, A. Junghans, Y. Kadi, F. Käppeler, A. Kimura, I. Knapová, M. Kokkoris, Y. Kopatch, M. Kricka, D. Kurtulgil, I. Ladarescu, C. Lederer-Woods, J. Lerendegui-Marco, S.-J. Lonsdale, D. Macina, A. Manna, T. Martínez, A. Masi, C. Massimi, P. Mastinu, M. Mastromarco, E. Mauger, A. Mazzone, E. Mendoza, A. Mengoni, V. Michalopoulou, P.M. Milazzo, M.A. Millán-Callado, F. Mingrone, J. Moreno-Soto, A. Musumarra, A. Negret, F. Ogállar, A. Oprea, N. Patronis, A. Pavlik, J. Perkowski, C. Petrone, L. Piersanti, E. Pirovano, I. Porras, J. Praena, J.M. Quesada, D. Ramos Doval, R. Reifarh, D. Rochman, C. Rubbia, M. Sabaté-Gilarte, A. Saxena, P. Schillebeeckx, D. Schumann, A. Sekhar, A.G. Smith, N. Sosnina,

- P. Sprung, A. Stamatopoulos, G. Tagliente, J.L. Tain, A.E. Tarifeño-Saldivia, L. Tassan-Got, B. Thomas, P. Torres-Sánchez, A. Tsinganis, S. Urlass, S. Valenta, G. Vannini, V. Variale, P. Vaz, A. Ventura, D. Vescovi, V. Vlachoudis, R. Vlastou, A. Wallner, P.J. Woods, T.J. Wright, P. Žugec, Status and perspectives of the neutron time-of-flight facility n_TOF at CERN, EPJ Web Conf. 239 (2020) 17001, <http://dx.doi.org/10.1051/epjconf/202023917001>.
- [3] R. Esposito, M. Calviani, O. Aberle, M. Barbagallo, D. Cano-Ott, T. Coiffet, N. Colonna, C. Domingo-Pardo, F. Dragoni, R. Franqueira Ximenes, L. Giordanino, D. Grenier, F. Gunsing, K. Kershaw, R. Logé, V. Maire, P. Moyret, A. Perez Fontenla, A. Perillo-Marcone, F. Pozzi, S. Sgobba, M. Timmins, V. Vlachoudis, Design of the third-generation lead-based neutron spallation target for the neutron time-of-flight facility at CERN, Phys. Rev. Accel. Beams 24 (2021) 093001, <http://dx.doi.org/10.1103/PhysRevAccelBeams.24.093001>, URL <https://link.aps.org/doi/10.1103/PhysRevAccelBeams.24.093001>.
- [4] C. Guerrero, A. Tsinganis, E. Berthoumieux, M. Barbagallo, F. Belloni, F. Gunsing, C. Weiß, E. Chiaveri, M. Calviani, V. Vlachoudis, S. Altstadt, S. Andriamonje, J. Andrzejewski, L. Audouin, V. Bécares, F. Bečvář, J. Billowes, V. Boccone, D. Bosnar, M. Brugger, F. Calviño, D. Cano-Ott, C. Carrapiço, F. Cerutti, M. Chin, N. Colonna, G. Cortés, M.A. Cortés-Giraldo, M. Diakaki, C. Domingo-Pardo, I. Duran, R. Dressler, N. Dzysiuk, C. Eleftheriadis, A. Ferrari, K. Fraval, S. Ganesan, A.R. García, G. Giubrone, K. Göbel, M.B. Gómez-Hornillos, I.F. Gonçalves, E. González-Romero, E. Griesmayer, P. Gurusamy, A. Hernández-Prieto, P. Gurusamy, D.G. Jenkins, E. Jericha, Y. Kadi, F. Käppeler, D. Karadimos, N. Kível, P. Koehler, M. Kokkoris, M. Krčička, J. Kroll, C. Lampoudis, C. Langer, E. Leal-Cidoncha, C. Lederer, H. Leeb, L.S. Leong, R. Losito, A. Manousos, J. Marganiec, T. Martínez, C. Massimi, P.F. Mastinu, M. Mastromarco, M. Meaze, E. Mendoza, A. Mengoni, P.M. Milazzo, F. Mingrone, M. Mirea, W. Mondalaers, T. Papaevangelou, C. Paradela, A. Pavlik, J. Perkowski, A. Plompen, J. Praena, J.M. Quesada, T. Rauscher, R. Reifarth, A. Riego, F. Roman, C. Rubbia, M. Sabaté-Gilarte, R. Sarmento, A. Saxena, P. Schillebeeckx, S. Schmidt, D. Schumann, P. Steinegger, G. Tagliente, J.L. Tain, D. Tarrío, L. Tassan-Got, S. Valenta, G. Vannini, V. Variale, P. Vaz, A. Ventura, R. Versaci, M.J. Vermeulen, R. Vlastou, A. Wallner, T. Ware, M. Weigand, T. Wright, P. Žugec, Performance of the neutron time-of-flight facility n_TOF at CERN, Eur. Phys. J. A 49 (2) (2013) 27.
- [5] C. Weiß, E. Chiaveri, S. Girod, V. Vlachoudis, O. Aberle, S. Barros, I. Bergström, E. Berthoumieux, M. Calviani, C. Guerrero, M. Sabaté-Gilarte, A. Tsinganis, J. Andrzejewski, L. Audouin, M. Bacak, J. Balibrea-Correa, M. Barbagallo, V. Bécares, C. Beinrucker, F. Belloni, F. Bečvář, J. Billowes, D. Bosnar, M. Brugger, M. Caamaño, F. Calviño, D. Cano-Ott, F. Cerutti, N. Colonna, G. Cortés, M. Cortés-Giraldo, L. Cosentino, L. Damone, K. Deo, M. Diakaki, C. Domingo-Pardo, E. Dupont, I. Durán, R. Dressler, B. Fernández-Domínguez, A. Ferrari, P. Ferreira, P. Finocchiaro, R. Frost, V. Furman, S. Ganesan, A. Gheorghie, T. Glodariu, K. Göbel, I. Gonçalves, E. González-Romero, A. Goverdovsky, E. Griesmayer, F. Gunsing, H. Harada, T. Heftrich, S. Heinitz, A. Hernández-Prieto, J. Heyse, D. Jenkins, E. Jericha, Y. Kadi, F. Käppeler, T. Katabuchi, P. Kavragin, V. Ketlerov, V. Khryachkov, A. Kimura, N. Kível, M. Kokkoris, M. Krčička, E. Leal-Cidoncha, C. Lederer, H. Leeb, J. Leredegui, M. Licata, S. Lo Meo, D. López, R. Losito, D. Macina, J. Marganiec, T. Martínez, C. Massimi, P. Mastinu, M. Mastromarco, F. Matteucci, E. Mendoza, A. Mengoni, P. Milazzo, F. Mingrone, M. Mirea, S. Montesano, A. Musumarra, R. Nolte, R. Palomo Pinto, C. Paradela, N. Patronis, A. Pavlik, J. Perkowski, I. Porras, J. Praena, J. Quesada, T. Rauscher, R. Reifarth, A. Riego-Perez, M. Robles, C. Rubbia, J. Ryan, A. Saxena, P. Schillebeeckx, S. Schmidt, D. Schumann, P. Sedyshev, G. Smith, A. Stamatopoulos, P. Steinegger, S. Suryanarayana, G. Tagliente, J. Tain, A. Tarifeño-Saldivia, L. Tassan-Got, S. Valenta, G. Vannini, V. Variale, P. Vaz, A. Ventura, R. Vlastou, A. Wallner, S. Warren, M. Weigand, T. Wright, P. Žugec, The new vertical neutron beam line at the CERN n_TOF facility design and outlook on the performance, Nucl. Instrum. Methods Phys. Res. A 799 (2015) 90–98, <http://dx.doi.org/10.1016/j.nima.2015.07.027>, URL <https://www.sciencedirect.com/science/article/pii/S0168900215008566>.
- [6] G. Gervino, O. Aberle, A.-P. Bernardes, N. Colonna, S. Cristallo, M. Diakaki, S. Fiore, A. Manna, C. Massimi, P. Mastinu, A. Mengoni, R. Mucciola, E. Musacchio González, N. Patronis, E. Stamati, P. Vaz, R. Vlastou, NEAR: A new station to study neutron-induced reactions of astrophysical interest at CERN n_TOF, Universe 8 (5) (2022) <http://dx.doi.org/10.3390/universe8050255>, URL <https://www.mdpi.com/2218-1997/8/5/255>.
- [7] N. Patronis, A. Mengoni, N. Colonna, M. Cecchetto, C. Domingo-Pardo, O. Aberle, J. Leredegui-Marco, G. Gervino, M.E. Stamati, S. Goula, A.P. Bernardes, M. Mastromarco, A. Manna, R. Vlastou, C. Massimi, M. Calviani, V. Alcayne, S. Altieri, S. Amaducci, J. Andrzejewski, V. Babiano-Suarez, M. Bacak, J. Balibrea, C. Beltrami, S. Bennett, E. Berthoumieux, M. Boromiza, D. Bosnar, M. Caamaño, F. Calviño, D. Cano-Ott, A. Casanovas, F. Cerutti, G. Cescutti, S. Chasapoglou, E. Chiaveri, P. Colombetti, P.C. Camprini, G. Cortes, M.A. Cortes-Giraldo, L. Cosentino, S. Cristallo, S. Dellmann, M. Di Castro, S. Di Maria, M. Diakaki, M. Dietz, R. Dressler, E. Dupont, I. Duran, Z. Eleme, S. Fargier, B. Fernandez-Dominguez, P. Finocchiaro, S. Fiore, V. Furman, F. Garcia-Infantes, A. Gawlik-Ramiega, S. Gilardoni, E. Gonzalez-Romero, C. Guerrero, F. Gunsing, C. Gustavino, J. Heyse, W. Hillman, D.G. Jenkins, E. Jericha, A. Junghans, Y. Kadi, K. Kaperoni, G. Kaur, A. Kimura, I. Knapova, M. Knapova, M. Kokkoris, Y. Kopatch, M. Krčička, N. Kyritsis, I. Ladarescu, C. Lederer-Woods, G. Lerner, T. Martinez, A. Masi, P. Mastinu, E.A. Maugeri, A. Mazzone, E. Mendoza, P.M. Milazzo, R. Mucciola, F. Murtas, E. Musacchio-Gonzalez, A. Musumarra, A. Negret, A.P. de Rada, P. Perez-Maroto, J.A. Pavon-Rodriguez, M.G. Pellegriti, J. Perkowski, C. Petrone, E. Pirovano, J. Plaza, S. Pomp, I. Porras, J. Praena, J.M. Quesada, R. Reifarth, D. Rochman, Y. Romanets, C. Rubbia, A. Sanchez, M. Sabate-Gilarte, P. Schillebeeckx, D. Schumann, A. Sekhar, A.G. Smith, N.V. Sosnin, A. Sturniolo, G. Tagliente, D. Tarrío, P. Torres-Sánchez, S. Urlass, E. Vagena, S. Valenta, V. Variale, P. Vaz, G. Vecchio, D. Vescovi, V. Vlachoudis, T. Wallner, P.J. Woods, T. Wright, R. Zarrella, P. Žugec, The CERN n_TOF NEAR station for astrophysics-and application-related neutron activation measurements, 2022, <http://dx.doi.org/10.48550/ARXIV.2209.04443>, URL <https://arxiv.org/abs/2209.04443>.
- [8] M. Cecchetto, M.S. Barbero, G. Lerner, R.G. Alía, Y. Aguiar, D. Senajova, F.G. Infantes, J.A.P. Rodriguez, M.S. Gilarte, V. Vlachoudis, A.-P. Bernardes, M. Calviani, S. Danzecca, Electronics irradiation with neutrons at the NEAR station of the n_TOF spallation source at CERN, IEEE Trans. Nucl. Sci. (2023) 1, <http://dx.doi.org/10.1109/TNS.2023.3242460>.
- [9] M. Ferrari, D. Senajova, O. Aberle, Y.Q. Aguiar, D. Baillard, M. Barbagallo, A.-P. Bernardes, L. Buonocore, M. Cecchetto, V. Clerc, M. Di Castro, R. Garcia Alia, S. Girod, J.-L. Grenard, K. Kershaw, G. Lerner, M.M. Maeder, A. Makovec, A. Mengoni, M. Perez Ornedo, F. Pozzi, C.V. Almagro, M. Calviani, Design development and implementation of an irradiation station at the neutron time-of-flight facility at CERN, Phys. Rev. Accel. Beams 25 (2022) 103001, <http://dx.doi.org/10.1103/PhysRevAccelBeams.25.103001>, URL <https://link.aps.org/doi/10.1103/PhysRevAccelBeams.25.103001>.
- [10] J. Leredegui-Marco, V. Babiano-Suárez, J. Balibrea-Correa, C. Domingo-Pardo, I. Ladarescu, A. Tarifeño-Saldivia, V. Alcayne, D. Cano-Ott, E. González-Romero, T. Martínez, E. Mendoza, C. Guerrero, F. Calviño, A. Casanovas, U. Köster, N.M. Chiera, R. Dressler, E.A. Maugeri, D. Schumann, O. Aberle, S. Altieri, S. Amaducci, J. Andrzejewski, M. Bacak, C. Beltrami, S. Bennett, A.P. Bernardes, E. Berthoumieux, R. Beyer, M. Boromiza, D. Bosnar, M. Caamaño, M. Calviani, F. Cerutti, G. Cescutti, E. Chiaveri, P. Colombetti, N. Colonna, P.C. Camprini, G. Cortés, M.A. Cortés-Giraldo, L. Cosentino, S. Cristallo, S. Dellmann, M. Di Castro, S. Di Maria, M. Diakaki, M. Dietz, E. Dupont, I. Durán, Z. Eleme, S. Fargier, B. Fernández, B. Fernández-Domínguez, P. Finocchiaro, S. Fiore, F. García-Infantes, A. Gawlik-Ramiega, G. Gervino, S. Gilardoni, F. Gunsing, C. Gustavino, J. Heyse, W. Hillman, D.G. Jenkins, E. Jericha, A. Junghans, Y. Kadi, K. Kaperoni, G. Kaur, A. Kimura, I. Knapová, M. Kokkoris, M. Krčička, N. Kyritsis, C. Lederer-Woods, G. Lerner, A. Manna, A. Masi, C. Massimi, P. Mastinu, M. Mastromarco, A. Mazzone, A. Mengoni, V. Michalopoulou, P.M. Milazzo, R. Mucciola, F. Murtas, E. Musacchio-Gonzalez, A. Musumarra, A. Negret, A.P. de Rada, P. Pérez-Maroto, N. Patronis, J.A. Pavón-Rodríguez, M.G. Pellegriti, J. Perkowski, C. Petrone, E. Pirovano, J. Plaza, S. Pomp, I. Porras, J. Praena, J.M. Quesada, R. Reifarth, D. Rochman, Y. Romanets, C. Rubbia, A. Sánchez-Caballero, M. Sabaté-Gilarte, P. Schillebeeckx, A. Sekhar, A.G. Smith, N.V. Sosnin, M.E. Stamati, A. Sturniolo, G. Tagliente, D. Tarrío, P. Torres-Sánchez, E. Vagena, S. Valenta, V. Variale, P. Vaz, G. Vecchio, D. Vescovi, V. Vlachoudis, R. Vlastou, A. Wallner, P.J. Woods, T. Wright, R. Zarrella, P. Žugec, New detection systems for an enhanced sensitivity in key stellar (n,γ) measurements, in: S. Freeman, C. Lederer-Woods, A. Manna, A. Mengoni (Eds.), EPJ Web of Conferences, vol. 279 (2023) 13001, <http://dx.doi.org/10.1051/epjconf/202327913001>.
- [11] First measurement of the $^{94}\text{Nb}(n,\gamma)$ cross-section , 2020, URL <http://cds.cern.ch/record/2758965>.
- [12] First measurement of the s-process branching $^{79}\text{Se}(n,\gamma)$, 2020, URL <http://cds.cern.ch/record/2758964>.
- [13] J. Balibrea-Correa, V. Babiano-Suarez, J. Leredegui-Marco, C. Domingo-Pardo, I. Ladarescu, A. Tarifeño-Saldivia, V. Alcayne, D. Cano-Ott, E. González-Romero, T. Martínez, E. Mendoza, J. Plaza, A. Sánchez-Caballero, F. Calviño, A. Casanovas, C. Guerrero, S. Heinitz, U. Köster, E.A. Maugeri, R. Dressler, D. Schumann, I. Mönch, S. Cristallo, C. Lederer-Woods, O. Aberle, S. Altieri, S. Amaducci, J. Andrzejewski, M. Bacak, C. Beltrami, S. Bennett, A.P. Bernardes, E. Berthoumieux, M. Boromiza, D. Bosnar, M. Caamaño, M. Calviani, F. Cerutti, G. Cescutti, S. Chasapoglou, E. Chiaveri, P. Colombetti, N. Colonna, P.C. Camprini, G. Cortés, M.A. Cortés-Giraldo, L. Cosentino, S. Dellmann, M. Di Castro, S. Di Maria, M. Diakaki, M. Dietz, E. Dupont, I. Durán, Z. Eleme, S. Fargier, B. Fernández, B. Fernández-Domínguez, P. Finocchiaro, S. Fiore, V. Furman, F. Garcia-Infantes, A. Gawlik-Ramiega, G. Gervino, S. Gilardoni, F. Gunsing, C. Gustavino, J. Heyse, W. Hillman, D.G. Jenkins, E. Jericha, A. Junghans, Y. Kadi, K. Kaperoni, G. Kaur, A. Kimura, I. Knapová, M. Kokkoris, Y. Kopatch, M. Krčička, N. Kyritsis, G. Lerner, A. Manna, A. Masi, C. Massimi, P. Mastinu, M. Mastromarco, A. Mazzone, A. Mengoni, V. Michalopoulou, P.M. Milazzo, R. Mucciola, F. Murtas, E. Musacchio-Gonzalez, A. Musumarra, A. Negret, A.P. de Rada, P. Pérez-Maroto, N. Patronis, J.A. Pavón-Rodríguez, M.G. Pellegriti, J. Perkowski, C. Petrone, E. Pirovano, S. Pomp, I. Porras, J. Praena, J.M. Quesada, R. Reifarth, D. Rochman, Y. Romanets, C. Rubbia, M. Sabaté-Gilarte, P. Schillebeeckx, A. Sekhar, A.G. Smith, N.V. Sosnin, M.E. Stamati, A. Sturniolo, G. Tagliente, D. Tarrío, P. Torres-Sánchez, S. Urlass, E. Vagena, S. Valenta, V. Variale, P. Vaz, G. Vecchio, D. Vescovi, V. Vlachoudis, R. Vlastou, T. Wallner, P.J. Woods, T. Wright, R. Zarrella, P. Žugec, The n_TOF and Collaboration, First measurement of the $^{94}\text{Nb}(n,\gamma)$ cross section at the CERN n_TOF facility, 2023, <http://dx.doi.org/10.48550/ARXIV.2301.11199>, URL <https://arxiv.org/abs/2301.11199>.

- [14] C. Domingo-Pardo, V. Babiano-Suarez, J. Balibrea-Correa, L. Caballero, I. Ladarescu, J. Lerendegui-Marco, J.L. Tain, A. Tarifeño-Saldivia, O. Aberle, V. Alcayne, S. Altieri, S. Amaducci, J. Andrzejewski, M. Bacak, C. Beltrami, S. Bennett, A.P. Bernardes, E. Berthoumieux, M. Boromiza, D. Bosnar, M. Caamaño, F. Calviño, M. Calviani, D. Cano-Ott, A. Casanovas, F. Cerutti, G. Cescutti, S. Chasapoglou, E. Chiaveri, N.M. Chiera, P. Colombetti, N. Colonna, P.C. Camprini, G. Cortés, M. A. Cortés-Giraldo, L. Cosentino, S. Cristallo, S. Dellmann, M. Di Castro, S. Di Maria, M. Diakaki, M. Dietz, R. Dressler, E. Dupont, I. Durán, Z. Eleme, S. Fargier, B. Fernández, B. Fernández-Domínguez, P. Finocchiaro, S. Fiore, F. García-Infantes, A. Gawlik-Ramięga, G. Gervino, S. Gilardoni, E. González-Romero, C. Guerrero, F. Gunsing, C. Gustavino, J. Heyse, W. Hillman, D.G. Jenkins, E. Jericha, A. Junghans, Y. Kadi, K. Kaperoni, F. Käppeler, G. Kaur, A. Kimura, I. Knapová, U. Köster, M. Kokkoris, M. Krčička, N. Kyritsis, C. Lederer-Woods, G. Lerner, A. Manna, T. Martínez, A. Masi, C. Massimi, P. Mastinu, M. Mastrocaro, E.A. Mauger, A. Mazzone, E. Mendoza, A. Mengoni, P.M. Milazzo, I. Mönch, R. Mucciola, F. Murtas, E. Musacchio-Gonzalez, A. Musumarra, A. Negret, A. Pérez de Rada, P. Pérez-Maroto, N. Patronis, J.A. Pavón-Rodríguez, M.G. Pellegriti, J. Perkowski, C. Petrone, E. Pirovano, J. Plaza, S. Pomp, I. Porras, J. Praena, J.M. Quesada, R. Reifarh, D. Rochman, Y. Romanets, C. Rubbia, A. Sánchez, M. Sabaté-Gilarte, P. Schillebeeckx, D. Schumann, A. Sekhar, A.G. Smith, N.V. Sosnin, M. Spelta, M.E. Stamat, G. Tagliente, A. Tarifeño-Saldivia, D. Tarrío, P. Torres-Sánchez, J. Turko, S. Ullast, E. Vagena, S. Valenta, V. Variale, P. Vaz, G. Vecchio, D. Vescovi, V. Vlachoudis, R. Vlastou, T. Wallner, P.J. Woods, T. Wright, R. Zarrella, P. Žugec, The n_{TOF} Collaboration, Advances and new ideas for neutron-capture astrophysics experiments at CERN n_{TOF}, *Eur. Phys. J. A* 59 (1) (2023) 8, <http://dx.doi.org/10.1140/epja/s10050-022-00876-7>.
- [15] R. MacKlin, J. Gibbons, Capture-cross-section studies for 30-220-keV neutrons using a new technique, *Phys. Rev.* 159 (4) (1967) 1007–1012, <http://dx.doi.org/10.1103/PhysRev.159.1007>, URL <https://www.scopus.com/inward/record.uri?eid=2-s2.0-0000079592&doi=10.1103%2FPhysRev.159.1007&partnerID=40&md5=d93882b4dc264832db4a05db63e8cfd4>. Cited by: 233.
- [16] U. Abbondanno, G. Aerts, F. Alvarez-Velarde, H. Álvarez-Pol, S. Andriamonje, J. Andrzejewski, G. Badurek, P. Baumann, F. Bečvář, J. Benlliure, E. Berthoumieux, F. Calviño, D. Cano-Ott, R. Capote, P. Cennini, V. Chepel, E. Chiaveri, N. Colonna, G. Cortes, D. Cortina, A. Couture, J. Cox, S. Dababneh, M. Dahlfors, S. David, R. Dolfini, C. Domingo-Pardo, I. Duran, M. Embid-Segura, L. Ferrant, A. Ferrari, R. Ferreira-Marques, H. Fraïss-Koelbl, W. Furman, I. Gonçalves, R. Gallino, E. Gonzalez-Romero, A. Goverdovski, F. Gramegna, E. Griesmayer, F. Gunsing, B. Haas, R. Haight, M. Heil, A. Herrera-Martinez, S. Isaev, E. Jericha, F. Käppeler, Y. Kadi, D. Karadimos, M. Kerveno, V. Ketlerov, P. Koehler, V. Konovalov, M. Krčička, C. Lamboudis, H. Leeb, A. Lindote, I. Lopes, M. Lozano, S. Lukic, J. Marganec, S. Marrone, J. Martínez-Val, P. Mastinu, A. Mengoni, P.M. Milazzo, A. Molina-Coballes, C. Moreau, M. Mosconi, F. Neves, H. Oberhammer, S. O'Brien, J. Pancin, T. Papaevangelou, C. Paradela, A. Pavlik, P. Pavlopoulos, J.M. Perlado, L. Perrot, M. Pignatari, R. Plag, A. Plompen, A. Plukis, A. Poeh, A. Policarpo, C. Pretel, J. Quesada, S. Raman, W. Rapp, T. Rauscher, R. Reifarh, M. Rosetti, C. Rubbia, G. Rudolf, P. Rullhusen, J. Salgado, J.C. Soares, C. Stephan, G. Tagliente, J. Tain, L. Tassan-Got, L. Tavora, R. Terlizzi, G. Vannini, P. Vaz, A. Ventura, D. Villamarin, M.C. Vincente, V. Vlachoudis, F. Voss, H. Wendler, M. Wiescher, K. Wisshak, Neutron capture cross section measurement of ¹⁵¹Sm at the CERN neutron time of flight facility (n_{TOF}), *Phys. Rev. Lett.* 93 (2004) 161103, <http://dx.doi.org/10.1103/PhysRevLett.93.161103>, URL <https://link.aps.org/doi/10.1103/PhysRevLett.93.161103>.
- [17] A. Borella, G. Aerts, F. Gunsing, M. Moxon, P. Schillebeeckx, R. Wynants, The use of C₆D₆ detectors for neutron induced capture cross-section measurements in the resonance region, *Nucl. Instrum. Methods Phys. Res. A* 577 (2007) 626–640, <http://dx.doi.org/10.1016/j.nima.2007.03.034>.
- [18] M. Moxon, E. Rae, A gamma-ray detector for neutron capture cross-section measurements, *Nucl. Instrum. Methods* 24 (1963) 445–455, [http://dx.doi.org/10.1016/0029-554X\(63\)90364-1](http://dx.doi.org/10.1016/0029-554X(63)90364-1), URL <https://www.sciencedirect.com/science/article/pii/0029554X63903641>.
- [19] R. Plag, M. Heil, F. Käppeler, P. Pavlopoulos, R. Reifarh, K. Wisshak, An optimized C6D6 detector for studies of resonance-dominated (n,γ) cross-sections, *Nucl. Instrum. Methods Phys. Res. A* 496 (2) (2003) 425–436, [http://dx.doi.org/10.1016/S0168-9002\(02\)01749-7](http://dx.doi.org/10.1016/S0168-9002(02)01749-7), URL <https://www.sciencedirect.com/science/article/pii/S0168900202017497>.
- [20] P. Mastinu, R. Baccomi, E. Berthoumieux, D. Cano-Ott, F. Gramegna, C. Guerrero, C. Massimi, P.M. Milazzo, F. Mingrone, J. Praena, G. Prete, A.R. García, New C₆D₆ detectors: Reduced neutron sensitivity and improved safety, 2013, URL <https://cds.cern.ch/record/1558147>.
- [21] V. Alcayne, D. Cano-Ott, J. García, E. González-Romero, T. Martínez, E. Mendoza, A. Sánchez, J. Plaza, J. Balibrea-Correa, A. Casanovas, C. Domingo-Pardo, J. Lerendegui-Marco, O. Aberle, S. Altieri, S. Amaducci, H. Amar Es-Sghir, J. Andrzejewski, V. Babiano-Suarez, M. Bacak, J. Balibrea, S. Bennett, A.P. Bernardes, E. Berthoumieux, D. Bosnar, M. Busso, M. Caamaño, F. Calviño, M. Calviani, D. Cano-Ott, A. Casanovas, D.M. Castelluccio, F. Cerutti, G. Cescutti, S. Chasapoglou, E. Chiaveri, P. Colombetti, N. Colonna, P.C. Console Camprini, G. Cortés, M.A. Cortés-Giraldo, L. Cosentino, S. Cristallo, M. Di Castro, D. Diacono, M. Diakaki, M. Dietz, C. Domingo-Pardo, R. Dressler, E. Dupont, I. Durán, Z. Eleme, S. Fargier, B. Fernández-Domínguez, P. Finocchiaro, S. Fiore, V. Furman, F. García-Infantes, A. Gawlik-Ramięga, G. Gervino, S. Gilardoni, E. González-Romero, C. Guerrero, F. Gunsing, C. Gustavino, J. Heyse, D.G. Jenkins, E. Jericha, A. Junghans, Y. Kadi, T. Katabuchi, I. Knapová, M. Kokkoris, Y. Kopatch, M. Krčička, D. Kurtulgil, I. Ladarescu, C. Lederer-Woods, J. Lerendegui-Marco, G. Lerner, A. Manna, T. Martínez, A. Masi, C. Massimi, P. Mastinu, M. Mastrocaro, F. Matteucci, E.A. Mauger, A. Mazzone, E. Mendoza, A. Mengoni, V. Michalopoulou, P.M. Milazzo, R. Mucciola, F. Murtas+, E. Musacchio-Gonzalez, A. Musumarra, A. Negret, A. Oprea, P. Pérez-Maroto, N. Patronis, J.A. Pavón-Rodríguez, M.G. Pellegriti, J. Perkowski, C. Petrone, L. Piersanti, E. Pirovano, S. Pomp, I. Porras, J. Praena, N. Protti, J.M. Quesada, T. Rauscher, R. Reifarh, D. Rochman, Y. Romanets, F. Romano, C. Rubbia, A. Sánchez, M. Sabaté-Gilarte, P. Schillebeeckx, D. Schumann, A. Sekhar, A.G. Smith, N.V. Sosnin, M. Spelta, M.E. Stamat, G. Tagliente, A. Tarifeño-Saldivia, D. Tarrío, N. Terranova, P. Torres-Sánchez, S. Ullast, S. Valenta, V. Variale, P. Vaz, D. Vescovi, V. Vlachoudis, R. Vlastou, A. Wallner, P.J. Woods, T. Wright, P. Žugec, the n_{TOF} Collaboration, A segmented total energy detector (sTED) for (n,γ) cross section measurements at n_{TOF} EAR2, *EPJ Web Conf.* 284 (2023) 01043, <http://dx.doi.org/10.1051/epjconf/202328401043>.
- [22] G.F. Knoll, Radiation detection and measurement. URL <https://www.osti.gov/biblio/6642801>.
- [23] J. Lerendegui-Marco, C. Guerrero, E. Mendoza, J.M. Quesada, K. Eberhardt, A.R. Junghans, M. Krčička, O. Aberle, J. Andrzejewski, L. Audouin, V. Bécares, M. Bacak, J. Balibrea, M. Barbagallo, S. Barros, F. Bečvář, C. Beinrucker, E. Berthoumieux, J. Billowes, D. Bosnar, M. Brugger, M. Caamaño, F. Calviño, M. Calviani, D. Cano-Ott, R. Cardella, A. Casanovas, D.M. Castelluccio, F. Cerutti, Y.H. Chen, E. Chiaveri, N. Colonna, G. Cortés, M.A. Cortés-Giraldo, L. Cosentino, L.A. Damone, M. Diakaki, M. Dietz, C. Domingo-Pardo, R. Dressler, E. Dupont, I. Durán, B. Fernández-Domínguez, A. Ferrari, P. Ferreira, P. Finocchiaro, V. Furman, K. Göbel, A.R. García, A. Gawlik, T. Glodariu, I.F. Gonçalves, E. González-Romero, A. Goverdovski, E. Griesmayer, F. Gunsing, H. Harada, T. Heftrich, S. Heinitz, J. Heyse, D.G. Jenkins, E. Jericha, F. Käppeler, Y. Kadi, T. Katabuchi, P. Kavrigin, V. Ketlerov, V. Khryachkov, A. Kimura, N. Kivel, M. Kokkoris, E. Leal-Cidoncha, C. Lederer, H. Leeb, S. Lo Meo, S.J. Lonsdale, R. Losito, D. Macina, J. Marganec, T. Martínez, C. Massimi, P. Mastinu, M. Mastrocaro, F. Matteucci, E.A. Mauger, A. Mengoni, P.M. Milazzo, F. Mingrone, M. Mirea, S. Montesano, A. Musumarra, R. Nolte, A. Oprea, N. Patronis, A. Pavlik, J. Perkowski, J.I. Porras, J. Praena, K. Rajeev, T. Rauscher, R. Reifarh, A. Riego-Perez, P.C. Rout, C. Rubbia, J.A. Ryan, M. Sabaté-Gilarte, A. Saxena, P. Schillebeeckx, S. Schmidt, D. Schumann, P. Sedyshev, A.G. Smith, A. Stamatopoulos, G. Tagliente, J.L. Tain, A. Tarifeño-Saldivia, L. Tassan-Got, A. Tsinganis, S. Valenta, G. Vannini, V. Variale, P. Vaz, A. Ventura, V. Vlachoudis, R. Vlastou, A. Wallner, S. Warren, M. Weigand, C. Weiss, C. Wolf, P.J. Woods, T. Wright, P. Žugec, Radiative neutron capture on ²⁴²Pu in the resonance region at the CERN n_{TOF}-EAR1 facility, *Phys. Rev. C* 97 (2018) 024605, <http://dx.doi.org/10.1103/PhysRevC.97.024605>, URL <https://link.aps.org/doi/10.1103/PhysRevC.97.024605>.
- [24] A. Gawlik-Ramięga, C. Lederer-Woods, M. Krčička, S. Valenta, U. Battino, J. Andrzejewski, J. Perkowski, O. Aberle, L. Audouin, M. Bacak, J. Balibrea, M. Barbagallo, S. Barros, V. Bécares, F. Bečvář, C. Beinrucker, E. Berthoumieux, J. Billowes, D. Bosnar, M. Brugger, M. Caamaño, F. Calviño, M. Calviani, D. Cano-Ott, R. Cardella, A. Casanovas, D.M. Castelluccio, F. Cerutti, Y.H. Chen, E. Chiaveri, N. Colonna, G. Cortés, M.A. Cortés-Giraldo, L. Cosentino, L.A. Damone, M. Diakaki, M. Dietz, C. Domingo-Pardo, R. Dressler, E. Dupont, I. Durán, B. Fernández-Domínguez, A. Ferrari, P. Ferreira, P. Finocchiaro, V. Furman, K. Göbel, A.R. García, T. Glodariu, I.F. Gonçalves, E. González-Romero, A. Goverdovski, E. Griesmayer, C. Guerrero, F. Gunsing, H. Harada, T. Heftrich, S. Heinitz, J. Heyse, D.G. Jenkins, E. Jericha, F. Käppeler, Y. Kadi, T. Katabuchi, P. Kavrigin, V. Ketlerov, V. Khryachkov, A. Kimura, N. Kivel, I. Knapová, M. Kokkoris, E. Leal-Cidoncha, H. Leeb, J. Lerendegui-Marco, S. Lo Meo, S.J. Lonsdale, R. Losito, D. Macina, T. Martínez, C. Massimi, P. Mastinu, M. Mastrocaro, F. Matteucci, E.A. Mauger, E. Mendoza, A. Mengoni, P.M. Milazzo, F. Mingrone, M. Mirea, S. Montesano, A. Musumarra, R. Nolte, A. Oprea, N. Patronis, A. Pavlik, J.I. Porras, J. Praena, J.M. Quesada, K. Rajeev, T. Rauscher, R. Reifarh, A. Riego-Perez, P.C. Rout, C. Rubbia, J.A. Ryan, M. Sabaté-Gilarte, A. Saxena, P. Schillebeeckx, S. Schmidt, D. Schumann, P. Sedyshev, A.G. Smith, A. Stamatopoulos, G. Tagliente, J.L. Tain, A. Tarifeño-Saldivia, L. Tassan-Got, A. Tattersall, A. Tsinganis, G. Vannini, V. Variale, P. Vaz, A. Ventura, V. Vlachoudis, R. Vlastou, A. Wallner, S. Warren, M. Weigand, C. Weiss, C. Wolf, P.J. Woods, T. Wright, P. Žugec, Measurement of the ⁷⁶Ge(n,γ) cross section at the n_{TOF} facility at CERN, *Phys. Rev. C* 104 (2021) 044610, <http://dx.doi.org/10.1103/PhysRevC.104.044610>, URL <https://link.aps.org/doi/10.1103/PhysRevC.104.044610>.
- [25] M. Dietz, C. Lederer-Woods, A. Tattersall, U. Battino, F. Gunsing, S. Heinitz, M. Krčička, J. Lerendegui-Marco, R. Reifarh, S. Valenta, O. Aberle, S. Amaducci, J. Andrzejewski, L. Audouin, M. Bacak, J. Balibrea, M. Barbagallo, F. Bečvář, E. Berthoumieux, J. Billowes, D. Bosnar, A. Brown, M. Caamaño, F. Calviño, M. Calviani, D. Cano-Ott, R. Cardella, A. Casanovas, F. Cerutti, Y.H. Chen, E. Chiaveri, N. Colonna, G. Cortés, M.A. Cortés-Giraldo, L. Cosentino, L.A. Damone, M. Diakaki, C. Domingo-Pardo, R. Dressler, E. Dupont, I. Durán, B. Fernández-Domínguez, A. Ferrari, P. Ferreira, P. Finocchiaro, V. Furman, K. Göbel, A.R.

- García, A. Gawlik, S. Gilardoni, T. Glodariu, I.F. Gonçalves, E. González-Romero, E. Griesmayer, C. Guerrero, H. Harada, J. Heyse, D.G. Jenkins, E. Jericha, F. Käppeler, Y. Kadi, D. Kahl, A. Kalamara, P. Kavrigin, A. Kimura, N. Kível, M. Kokkoris, D. Kurtulgil, E. Leal-Cidoncha, H. Leeb, S. Lo Meo, S.J. Lonsdale, D. Macina, A. Manna, J. Marganić, T. Martínez, A. Masi, C. Massimi, P. Mastinu, M. Mastromarco, E.A. Maugeri, A. Mazzone, E. Mendoza, A. Mengoni, P.M. Milazzo, F. Mingrone, A. Musumarra, A. Negret, R. Nolte, A. Oprea, N. Patronis, A. Pavlik, J. Perkowski, I. Porras, J. Praena, J.M. Quesada, D. Radeck, T. Rauscher, C. Rubbia, J.A. Ryan, M. Sabaté-Gilarte, A. Saxena, P. Schillebeeckx, D. Schumann, P. Sedyshev, A.G. Smith, N.V. Sosnin, A. Stamatopoulos, G. Tagliente, J.L. Tain, A. Tarifeño-Saldivia, L. Tassan-Got, G. Vannini, V. Variale, P. Vaz, A. Ventura, V. Vlachoudis, R. Vlastou, A. Wallner, S. Warren, C. Weiss, P.J. Woods, T. Wright, P. Žugec, Measurement of the $^{72}\text{Ge}(n, \gamma)$ cross section over a wide neutron energy range at the CERN n_TOF facility, *Phys. Rev. C* 103 (2021) 045809, <http://dx.doi.org/10.1103/PhysRevC.103.045809>, URL <https://link.aps.org/doi/10.1103/PhysRevC.103.045809>.
- [26] E. Mendoza, D. Cano-Ott, C. Guerrero, E. Berthoumieux, Pulse pile-up and dead time corrections for digitized signals from a BaF2 calorimeter, *Nucl. Instrum. Methods Phys. Res. A* 768 (2014) 55–61, <http://dx.doi.org/10.1016/j.nima.2014.09.010>, URL <https://www.sciencedirect.com/science/article/pii/S0168900214010067>.
- [27] C. Guerrero, D. Cano-Ott, E. Mendoza, T. Wright, Correction of dead-time and pile-up in a detector array for constant and rapidly varying counting rates, *Nucl. Instrum. Methods Phys. Res. A* 777 (2015) 63–69, <http://dx.doi.org/10.1016/j.nima.2014.12.008>, URL <https://www.sciencedirect.com/science/article/pii/S0168900214014491>.
- [28] Teledyne, SP devices. URL <https://www.spdevices.com/products>.
- [29] CERN, Cern advanced storage manager, 2023, <https://castor.web.cern.ch/castor/>, (Last accessed 18 May 2023).
- [30] P. Žugec, C. Weiß, C. Guerrero, F. Gunsing, V. Vlachoudis, M. Sabate-Gilarte, A. Stamatopoulos, T. Wright, J. Lerendegui-Marco, F. Mingrone, J. Ryan, S. Warren, A. Tsinganis, M. Barbagallo, Pulse processing routines for neutron time-of-flight data, *Nucl. Instrum. Methods Phys. Res. A* 812 (2016) 134–144, <http://dx.doi.org/10.1016/j.nima.2015.12.054>, URL <https://www.sciencedirect.com/science/article/pii/S0168900215016344>.
- [31] C. Guerrero, D. Cano-Ott, M.F.-O. nez, E. González-Romero, T. Martínez, D. Villamarin, Analysis of the BC501A neutron detector signals using the true pulse shape, *Nucl. Instrum. Methods Phys. Res. A* 597 (2) (2008) 212–218, <http://dx.doi.org/10.1016/j.nima.2008.09.017>, URL <https://www.sciencedirect.com/science/article/pii/S0168900208014113>.
- [32] S. Liddick, I. Darby, R. Grzywacz, Algorithms for pulse shape analysis using silicon detectors, *Nucl. Instrum. Methods Phys. Res. A* 669 (2012) 70–78, <http://dx.doi.org/10.1016/j.nima.2011.12.034>, URL <https://www.sciencedirect.com/science/article/pii/S016890021102225X>.
- [33] S. Marrone, D. Cano-Ott, N. Colonna, C. Domingo, F. Gramegna, E. Gonzalez, F. Gunsing, M. Heil, F. Käppeler, P. Mastinu, P. Milazzo, T. Papaewangelou, P. Pavlopoulos, R. Plag, R. Reifarh, G. Tagliente, J. Tain, K. Wisshak, Pulse shape analysis of liquid scintillators for neutron studies, *Nucl. Instrum. Methods Phys. Res. A* 490 (1) (2002) 299–307, [http://dx.doi.org/10.1016/S0168-9002\(02\)01063-X](http://dx.doi.org/10.1016/S0168-9002(02)01063-X), URL <https://www.sciencedirect.com/science/article/pii/S016890020201063X>.
- [34] C. Guerrero, U. Abbondanno, G. Aerts, H. Álvarez, F. Álvarez-Velarde, S. Andriamonje, J. Andrzejewski, P. Assimakopoulos, L. Audouin, G. Badurek, P. Baumann, F. Bečvář, E. Berthoumieux, F. Calviño, M. Calviani, D. Cano-Ott, R. Capote, C. Carrapiço, P. Cennini, V. Chepel, E. Chiaveri, N. Colonna, G. Cortes, A. Couture, J. Cox, M. Dahlfors, S. David, I. Dillmann, C. Domingo-Pardo, W. Dridi, I. Duran, C. Eleftheriadis, L. Ferrant, A. Ferrari, R. Ferreira-Marques, K. Fujii, W. Furman, I. Goncalves, E. González-Romero, F. Gramegna, F. Gunsing, B. Haas, R. Haight, M. Heil, A. Herrera-Martinez, M. Igashira, E. Jericha, F. Käppeler, Y. Kadi, D. Karadimos, M. Kerveno, P. Koehler, E. Kossionides, M. Krtička, C. Lampoudis, H. Leeb, A. Lindote, I. Lopes, M. Lozano, S. Lukic, J. Marganić, S. Marrone, T. Martínez, C. Massimi, P. Mastinu, E. Mendoza, A. Mengoni, P. Milazzo, C. Moreau, M. Mosconi, F. Neves, H. Oberhummer, S. O'Brien, J. Panchin, C. Papachristodoulou, C. Papadopoulos, C. Paradela, N. Patronis, A. Pavlik, P. Pavlopoulos, L. Perrot, M. Pigni, R. Plag, A. Plompen, A. Plukis, A. Poch, J. Praena, C. Pretel, J. Quesada, T. Rauscher, R. Reifarh, M. Rosetti, C. Rubbia, G. Rudolf, P. Rullhusen, J. Salgado, C. Santos, L. Sarchiapone, R. Sarmiento, I. Savvidis, C. Stephan, G. Tagliente, J.L. Tain, D. Tarrío, L. Tassan-Got, L. Tavora, R. Terlizzi, G. Vannini, P. Vaz, A. Ventura, D. Villamarin, V. Vlachoudis, R. Vlastou, F. Voss, S. Walter, H. Wendler, M. Wiescher, K. Wisshak, $^{197}\text{Au}(n, \gamma)$ Cross section in the unresolved resonance region, *Phys. Rev. C* 83 (2011) 034608, <http://dx.doi.org/10.1103/PhysRevC.83.034608>, URL <https://link.aps.org/doi/10.1103/PhysRevC.83.034608>.
- [42] P. Schillebeeckx, B. Becker, Y. Danon, K. Guber, H. Harada, J. Heyse, A. Junghans, S. Kopecky, C. Massimi, M. Moxon, N. Otuka, I. Sirakov, K. Volev, Determination of resonance parameters and their covariances from neutron induced reaction cross section data, *Nucl. Data Sheets* 113 (12) (2012) 3054–3100, <http://dx.doi.org/10.1016/j.nds.2012.11.005>, URL <https://www.sciencedirect.com/science/article/pii/S0090375212000919>. Special Issue on Nuclear Reaction Data.
- [43] C.M. Bishop, *Pattern Recognition and Machine Learning*, Springer, 2006.
- [44] et-enterprises, 9214B photomultiplier, 2023, <https://et-enterprises.com/products/photomultipliers/product/p9214b-series>.
- [45] Hamamatsu, R11265U-100, 2023, https://www.hamamatsu.com/us/en/product/optical-sensors/pmt/pmt_tube-alone/metal-package-type/R11265U-100.html.
- [35] S. Valenta, DANCE au measurement, unpublished, 2022.
- [36] F. Bečvář, Simulation of γ cascades in complex nuclei with emphasis on assessment of uncertainties of cascade-related quantities, *Nucl. Instrum. Methods Phys. Res. A* 417 (2) (1998) 434–449, [http://dx.doi.org/10.1016/S0168-9002\(98\)00787-6](http://dx.doi.org/10.1016/S0168-9002(98)00787-6), URL <https://www.sciencedirect.com/science/article/pii/S0168900298007876>.
- [37] J. Tain, D. Cano-Ott, Algorithms for the analysis of β -decay total absorption spectra, *Nucl. Instrum. Methods Phys. Res. A* 571 (3) (2007) 728–738, <http://dx.doi.org/10.1016/j.nima.2006.10.098>, URL <https://www.sciencedirect.com/science/article/pii/S0168900206018985>.
- [38] E. Mendoza, D. Cano-Ott, D. Jordan, J. Tain, A. Algora, NuDEX: A new nuclear cascades generator, *EPJ Web Conf.* 239 (2020) 17006, <http://dx.doi.org/10.1051/epjconf/202023917006>.
- [39] J. Allison, K. Amako, J. Apostolakis, P. Arce, M. Asai, T. Aso, E. Bagli, A. Bagulya, S. Banerjee, G. Barrand, B. Beck, A. Bogdanov, D. Brandt, J. Brown, H. Burkhardt, P. Canal, D. Cano-Ott, S. Chauvie, K. Cho, G. Cirrone, G. Cooperman, M. Cortés-Giraldo, G. Cosmo, G. Cuttone, G. Depaola, L. Desorgher, X. Dong, A. Dotti, V. Elvira, G. Folger, Z. Francis, A. Galoyan, L. Garnier, M. Gayer, K. Genser, V. Grichine, S. Guatelli, P. Guèye, P. Gumplinger, A. Howard, I. Hřivnáčová, S. Hwang, S. Incerti, A. Ivanchenko, V. Ivanchenko, F. Jones, S. Jun, P. Kaitaniemi, N. Karakatsanis, M. Karamitros, M. Kelsey, A. Kimura, T. Koi, H. Kurashige, A. Lechner, S. Lee, F. Longo, M. Maire, D. Mancusi, A. Mantero, E. Mendoza, B. Morgan, K. Murakami, T. Nikitina, L. Pandola, P. Paprocki, J. Perl, I. Petrović, M. Pia, W. Pokorski, J. Quesada, M. Raine, M. Reis, A. Ribon, A. Ristić Fira, F. Romano, G. Russo, G. Santin, T. Sasaki, D. Sawkey, J. Shin, I. Strakovsky, A. Taborda, S. Tanaka, B. Tomé, T. Toshito, H. Tran, P. Truscott, L. Urban, V. Uzhinsky, J. Verbeke, M. Verderi, B. Wendt, H. Wenzel, D. Wright, D. Wright, T. Yamashita, J. Yarba, H. Yoshida, Recent developments in Geant4, *Nucl. Instrum. Methods Phys. Res. A* 835 (2016) 186–225, <http://dx.doi.org/10.1016/j.nima.2016.06.125>, URL <https://www.sciencedirect.com/science/article/pii/S0168900216306957>.
- [40] R.L. Macklin, J. Halperin, R.R. Winters, Absolute neutron capture yield calibration, *Nucl. Instrum. Methods* 164 (1) (1979) 213–214, [http://dx.doi.org/10.1016/0029-554X\(79\)90457-9](http://dx.doi.org/10.1016/0029-554X(79)90457-9), URL <https://www.sciencedirect.com/science/article/pii/0029554X79904579>.
- [41] C. Lederer, N. Colonna, C. Domingo-Pardo, F. Gunsing, F. Käppeler, C. Massimi, A. Mengoni, A. Wallner, U. Abbondanno, G. Aerts, H. Álvarez, F. Álvarez-Velarde, S. Andriamonje, J. Andrzejewski, P. Assimakopoulos, L. Audouin, G. Badurek, M. Barbagallo, P. Baumann, F. Bečvář, F. Belloni, E. Berthoumieux, M. Calviani, F. Calviño, D. Cano-Ott, R. Capote, C. Carrapiço, A. Carrillo de Albornoz, P. Cennini, V. Chepel, E. Chiaveri, G. Cortes, A. Couture, J. Cox, M. Dahlfors, S. David, I. Dillmann, R. Dolfini, W. Dridi, I. Duran, C. Eleftheriadis, M. Embid-Segura, L. Ferrant, A. Ferrari, R. Ferreira-Marques, L. Fitzpatrick, H. Fraiss-Koelbl, K. Fujii, W. Furman, I. Goncalves, E. González-Romero, A. Goverdovski, F. Gramegna, E. Griesmayer, C. Guerrero, B. Haas, R. Haight, M. Heil, A. Herrera-Martinez, M. Igashira, S. Isaev, E. Jericha, Y. Kadi, D. Karadimos, D. Karamanis, M. Kerveno, V. Ketlerov, P. Koehler, V. Kononov, E. Kossionides, M. Krtička, C. Lampoudis, H. Leeb, A. Lindote, I. Lopes, R. Losito, M. Lozano, S. Lukic, J. Marganić, L. Marques, S. Marrone, T. Martínez, P. Mastinu, E. Mendoza, P.M. Milazzo, C. Moreau, M. Mosconi, F. Neves, H. Oberhummer, S. O'Brien, M. Oshima, J. Panchin, C. Papachristodoulou, C. Papadopoulos, C. Paradela, N. Patronis, A. Pavlik, P. Pavlopoulos, L. Perrot, M.T. Pigni, R. Plag, A. Plompen, A. Plukis, A. Poch, J. Praena, C. Pretel, J. Quesada, T. Rauscher, R. Reifarh, M. Rosetti, C. Rubbia, G. Rudolf, P. Rullhusen, J. Salgado, C. Santos, L. Sarchiapone, R. Sarmiento, I. Savvidis, C. Stephan, G. Tagliente, J.L. Tain, D. Tarrío, L. Tassan-Got, L. Tavora, R. Terlizzi, G. Vannini, P. Vaz, A. Ventura, D. Villamarin, V. Vlachoudis, R. Vlastou, F. Voss, S. Walter, H. Wendler, M. Wiescher, K. Wisshak, $^{197}\text{Au}(n, \gamma)$ Cross section in the unresolved resonance region, *Phys. Rev. C* 83 (2011) 034608, <http://dx.doi.org/10.1103/PhysRevC.83.034608>, URL <https://link.aps.org/doi/10.1103/PhysRevC.83.034608>.