



This is a repository copy of *Measurements of the $\nu\mu$ and $\bar{\nu}\mu$ -induced coherent charged pion production cross sections on ^{12}C by the T2K experiment.*

White Rose Research Online URL for this paper:

<https://eprints.whiterose.ac.uk/209294/>

Version: Published Version

Article:

Abe, K., Akhlaq, N., Akutsu, R. et al. (381 more authors) (2023) Measurements of the $\nu\mu$ and $\bar{\nu}\mu$ -induced coherent charged pion production cross sections on ^{12}C by the T2K experiment. *Physical Review D*, 108 (9). 092009. ISSN 2470-0010

<https://doi.org/10.1103/physrevd.108.092009>

Reuse

This article is distributed under the terms of the Creative Commons Attribution (CC BY) licence. This licence allows you to distribute, remix, tweak, and build upon the work, even commercially, as long as you credit the authors for the original work. More information and the full terms of the licence here:

<https://creativecommons.org/licenses/>

Takedown

If you consider content in White Rose Research Online to be in breach of UK law, please notify us by emailing eprints@whiterose.ac.uk including the URL of the record and the reason for the withdrawal request.



eprints@whiterose.ac.uk
<https://eprints.whiterose.ac.uk/>

Measurements of the ν_μ and $\bar{\nu}_\mu$ -induced coherent charged pion production cross sections on ^{12}C by the T2K experiment

K. Abe,⁶⁰ N. Akhlaq,⁴⁹ R. Akutsu,¹⁵ A. Ali,^{71,66} S. Alonso Monsalve,¹⁰ C. Alt,¹⁰ C. Andreopoulos,³⁷ M. Antonova,¹⁹ S. Aoki,³² T. Arihara,⁶³ Y. Asada,⁷³ Y. Ashida,³³ E. T. Atkin,²¹ M. Barbi,⁵⁰ G. J. Barker,⁷⁰ G. Barr,⁴⁶ D. Barrow,⁴⁶ M. Batkiewicz-Kwasniak,¹⁴ V. Berardi,²² L. Berns,⁶⁹ S. Bhadra,⁷⁴ A. Blanchet,¹² A. Blondel,^{57,12} S. Bolognesi,⁵ T. Bonus,⁷² S. Bordini,¹² S. B. Boyd,⁷⁰ A. Bravar,¹² C. Bronner,⁶⁰ S. Bron,⁶⁶ A. Bubak,⁵⁶ M. Buizza Avanzini,³⁶ J. A. Caballero,⁵⁴ N. F. Calabria,²² S. Cao,²⁰ D. Carabadjac,^{36,‡} A. J. Carter,⁵² S. L. Cartwright,⁵⁵ M. P. Casado,¹⁷ M. G. Catanesi,²² A. Cervera,¹⁹ J. Chakrani,³⁶ D. Cherdack,¹⁶ P. S. Chong,⁴⁷ G. Christodoulou,¹¹ A. Chvirova,²⁶ M. Cicerchia,^{24,¶} J. Coleman,³⁷ G. Collazuol,²⁴ L. Cook,^{46,29} A. Cudd,⁶ C. Dalmazzone,⁵⁷ T. Daret,⁵ Yu. I. Davydov,³⁹ A. De Roeck,¹¹ G. De Rosa,²³ T. Dealtry,³⁴ C. C. Delogu,²⁴ C. Densham,⁵⁸ A. Dergacheva,²⁶ F. Di Lodovico,³¹ S. Dolan,¹¹ D. Douqa,¹² T. A. Doyle,⁴³ O. Drapier,³⁶ J. Dumarchez,⁵⁷ P. Dunne,²¹ K. Dygmarowicz,⁶⁸ A. Eguchi,⁵⁹ S. Emery-Schrenk,⁵ G. Erofeev,²⁶ A. Ershova,⁵ G. Eurin,⁵ D. Fedorova,²⁶ S. Fedotov,²⁶ M. Feltre,²⁴ A. J. Finch,³⁴ G. A. Fiorentini Aguirre,⁷⁴ G. Fiorillo,²³ M. D. Fitton,⁵⁸ J. M. Franco Patiño,⁵⁴ M. Friend,^{15,†} Y. Fujii,^{15,†} Y. Fukuda,⁴¹ Y. Furui,⁶³ L. Giannessi,¹² C. Giganti,⁵⁷ V. Glagolev,³⁹ M. Gonin,²⁸ J. González Rosa,⁵⁴ E. A. G. Goodman,¹³ A. Gorin,²⁶ M. Grassi,²⁴ M. Guigue,⁵⁷ D. R. Hadley,⁷⁰ J. T. Haigh,⁷⁰ P. Hamacher-Baumann,⁵³ D. A. Harris,⁷⁴ M. Hartz,^{66,29} T. Hasegawa,^{15,†} S. Hassani,⁵ N. C. Hastings,¹⁵ Y. Hayato,^{60,29} D. Henaff,⁵ M. Hogan,⁷ J. Holeczek,⁵⁶ A. Holin,⁵⁸ T. Holvey,⁴⁶ N. T. Hong Van,²⁷ T. Honjo,⁴⁵ A. K. Ichikawa,⁶⁹ M. Ikeda,⁶⁰ T. Ishida,^{15,†} M. Ishitsuka,⁶⁴ H. T. Israel,⁵⁵ A. Izmaylov,²⁶ M. Jakkapu,¹⁵ B. Jamieson,⁷¹ S. J. Jenkins,³⁷ C. Jesús-Valls,²⁹ J. J. Jiang,⁴³ J. Y. Ji,⁴³ P. Jonsson,²¹ S. Joshi,⁵ C. K. Jung,^{43,*} P. B. Jurj,²¹ M. Kabirnezhad,²¹ A. C. Kaboth,^{52,58} T. Kajita,^{61,*} H. Kakuno,⁶³ J. Kameda,⁶⁰ S. P. Kasetti,³⁸ Y. Kataoka,⁶⁰ T. Katori,³¹ M. Kawaue,³³ E. Kearns,^{3,*} M. Khabibullin,²⁶ A. Khotjantsev,²⁶ T. Kikawa,³³ S. King,³¹ V. Kiseeva,³⁹ J. Kisiel,⁵⁶ H. Kobayashi,⁵⁹ T. Kobayashi,^{15,†} L. Koch,¹⁸ S. Kodama,⁵⁹ A. Konaka,⁶⁶ L. L. Kormos,³⁴ Y. Koshio,^{44,*} T. Koto,⁶³ K. Kowalik,⁴² Y. Kudenko,^{26,||} Y. Kudo,⁷³ S. Kuribayashi,³³ R. Kurjata,⁶⁸ T. Kutter,³⁸ M. Kuze,⁶² M. La Commara,²³ L. Labarga,¹ K. Lachner,⁷⁰ J. Lagoda,⁴² S. M. Lakshmi,⁴² M. Lamers James,^{34,58} M. Lamoureux,²⁴ A. Langella,²³ J.-F. Laporte,⁵ D. Last,⁴⁷ N. Latham,⁷⁰ M. Laveder,²⁴ L. Lavitola,²³ M. Lawe,³⁴ Y. Lee,³³ C. Lin,²¹ S.-K. Lin,³⁸ R. P. Litchfield,¹³ S. L. Liu,⁴³ W. Li,⁴⁶ A. Longhin,²⁴ K. R. Long,^{21,58} A. Lopez Moreno,³¹ L. Ludovici,²⁵ X. Lu,⁷⁰ T. Lux,¹⁷ L. N. Machado,¹³ L. Magaletti,²² K. Mahn,⁴⁰ M. Malek,⁵⁵ M. Mandal,⁴² S. Manly,⁵¹ A. D. Marino,⁶ L. Marti-Magro,⁷³ D. G. R. Martin,²¹ M. Martini,^{57,**} J. F. Martin,⁶⁵ T. Maruyama,^{15,†} T. Matsubara,¹⁵ V. Matveev,²⁶ C. Mauger,⁴⁷ K. Mavrokoridis,³⁷ E. Mazzucato,⁵ N. McCauley,³⁷ J. McElwee,⁵⁵ K. S. McFarland,⁵¹ C. McGrew,⁴³ J. McKean,²¹ A. Mefodiev,²⁶ G. D. Megias,⁵⁴ P. Mehta,³⁷ L. Mellet,⁵⁷ C. Metelko,³⁷ M. Mezzetto,²⁴ E. Miller,³¹ A. Minamino,⁷³ O. Mineev,²⁶ S. Mine,^{60,4} M. Miura,^{60,*} L. Molina Bueno,¹⁹ S. Moriyama,^{60,*} S. Moriyama,⁷³ P. Morrison,¹³ Th. A. Mueller,³⁶ D. Munford,¹⁶ L. Munteanu,¹¹ K. Nagai,⁷³ Y. Nagai,⁹ T. Nakadaira,^{15,†} K. Nakagiri,⁵⁹ M. Nakahata,^{60,29} Y. Nakajima,⁵⁹ A. Nakamura,⁴⁴ H. Nakamura,⁶⁴ K. Nakamura,^{29,15,†} K. D. Nakamura,⁶⁹ Y. Nakano,⁶⁰ S. Nakayama,^{60,29} T. Nakaya,^{33,29} K. Nakayoshi,^{15,†} C. E. R. Naseby,²¹ T. V. Ngoc,^{20,§} V. Q. Nguyen,³⁶ K. Niewczas,⁷² S. Nishimori,¹⁵ Y. Nishimura,³⁰ K. Nishizaki,⁴⁵ T. Nosek,⁴² F. Nova,⁵⁸ P. Novella,¹⁹ J. C. Nugent,⁶⁹ H. M. O’Keeffe,³⁴ L. O’Sullivan,¹⁸ T. Odagawa,³³ W. Okinaga,⁵⁹ K. Okumura,^{61,29} T. Okusawa,⁴⁵ N. Ospina,¹ Y. Oyama,^{15,†} V. Palladino,²³ V. Paolone,⁴⁸ M. Pari,²⁴ J. Parlone,³⁷ J. Pasternak,²¹ M. Pavin,⁶⁶ D. Payne,³⁷ G. C. Penn,³⁷ D. Pershey,⁸ L. Pickering,⁵² C. Pidcott,⁵⁵ G. Pintaudi,⁷³ C. Pistillo,² B. Popov,^{57,††} K. Porwit,⁵⁶ M. Posiadala-Zezula,⁶⁷ Y. S. Prabhu,⁴² F. Pupilli,²⁴ B. Quilain,³⁶ T. Radermacher,⁵³ E. Radicioni,²² B. Radics,⁷⁴ M. A. Ramírez,⁴⁷ P. N. Ratoff,³⁴ M. Reh,⁶ C. Riccio,⁴³ E. Rondio,⁴² S. Roth,⁵³ N. Roy,⁷⁴ A. Rubbia,¹⁰ A. C. Ruggeri,²³ C. A. Ruggles,¹³ A. Rychter,⁶⁸ K. Sakashita,^{15,†} F. Sánchez,¹² C. M. Schloesser,¹² K. Scholberg,^{8,*} M. Scott,²¹ Y. Seiya,^{45,§§} T. Sekiguchi,^{15,†} H. Sekiya,^{60,29,*} D. Sgalaberna,¹⁰ A. Shaikhiev,²⁶ F. Shaker,⁷⁴ M. Shiozawa,^{60,29} W. Shorrock,²¹ A. Shvartsman,²⁶ N. Skrobova,²⁶ K. Skwarczynski,⁴² D. Smyczek,⁵³ M. Smy,⁴ J. T. Sobczyk,⁷² H. Sobel,^{4,29} F. J. P. Soler,¹³ Y. Sonoda,⁶⁰ A. J. Speers,³⁴ R. Spina,²² I. A. Suslov,³⁹ S. Suvorov,^{26,57} A. Suzuki,³² S. Y. Suzuki,^{15,†} Y. Suzuki,²⁹ M. Tada,^{15,†} S. Tairafune,⁶⁹ S. Takayasu,⁴⁵ A. Takeda,⁶⁰ Y. Takeuchi,^{32,29} K. Takifuji,⁶⁹ H. K. Tanaka,^{60,*} M. Tani,³³ A. Teklu,⁴³ V. V. Tereshchenko,³⁹ N. Thamm,⁵³ L. F. Thompson,⁵⁵ W. Toki,⁷ C. Touramanis,³⁷ T. Towstego,⁶⁵ K. M. Tsui,³⁷ T. Tsukamoto,^{15,†} M. Tzanov,³⁸ Y. Uchida,²¹ M. Vagins,^{29,4} D. Vargas,¹⁷ M. Varghese,¹⁷ G. Vasseur,⁵ C. Vilela,¹¹ E. Villa,^{11,12} W. G. S. Vinning,⁷⁰ U. Virginet,⁵⁷ T. Vladislavjevic,⁵⁸ T. Wachala,¹⁴ J. G. Walsh,⁴⁰ Y. Wang,⁴³ L. Wan,³ D. Wark,^{58,46} M. O. Wascko,²¹ A. Weber,¹⁸ R. Wendell,^{33,*} M. J. Wilking,⁴³ C. Wilkinson,³⁵ J. R. Wilson,⁵¹ K. Wood,³⁵ C. Wret,⁴⁶ J. Xia,²⁹ Y.-h. Xu,³⁴ K. Yamamoto,^{45,§§} T. Yamamoto,⁴⁵ C. Yanagisawa,^{43,‡‡} G. Yang,⁴³ T. Yano,⁶⁰ K. Yasutome,³³ N. Yershov,²⁶ U. Yevarouskaya,⁵⁷ M. Yokoyama,^{59,*} Y. Yoshimoto,⁵⁹ N. Yoshimura,³³ M. Yu,⁷⁴ R. Zaki,⁷⁴ A. Zalewska,¹⁴ J. Zalipska,⁴² K. Zarembo,⁶⁸ G. Zarnecki,¹⁴ X. Zhao,¹⁰ T. Zhu,²¹ M. Ziembicki,⁶⁸ E. D. Zimmerman,⁶ M. Zito,⁵⁷ and S. Zsoldos³¹

(T2K Collaboration)

- ¹University Autònoma Madrid, Department of Theoretical Physics, 28049 Madrid, Spain
- ²University of Bern, Albert Einstein Center for Fundamental Physics, Laboratory for High Energy Physics (LHEP), Bern, Switzerland
- ³Boston University, Department of Physics, Boston, Massachusetts, USA
- ⁴University of California, Irvine, Department of Physics and Astronomy, Irvine, California, USA
- ⁵IRFU, CEA, Université Paris-Saclay, F-91191 Gif-sur-Yvette, France
- ⁶University of Colorado at Boulder, Department of Physics, Boulder, Colorado, USA
- ⁷Colorado State University, Department of Physics, Fort Collins, Colorado, USA
- ⁸Duke University, Department of Physics, Durham, North Carolina, USA
- ⁹Eötvös Loránd University, Department of Atomic Physics, Budapest, Hungary
- ¹⁰ETH Zurich, Institute for Particle Physics and Astrophysics, Zurich, Switzerland
- ¹¹CERN European Organization for Nuclear Research, CH-1211 Genève 23, Switzerland
- ¹²University of Geneva, Section de Physique, DPNC, Geneva, Switzerland
- ¹³University of Glasgow, School of Physics and Astronomy, Glasgow, United Kingdom
- ¹⁴H. Niewodniczanski Institute of Nuclear Physics PAN, Cracow, Poland
- ¹⁵High Energy Accelerator Research Organization (KEK), Tsukuba, Ibaraki, Japan
- ¹⁶University of Houston, Department of Physics, Houston, Texas, USA
- ¹⁷Institut de Física d'Altes Energies (IFAE)—The Barcelona Institute of Science and Technology, Campus UAB, Bellaterra, Barcelona, Spain
- ¹⁸Institut für Physik, Johannes Gutenberg-Universität Mainz, Staudingerweg 7, 55128 Mainz, Germany
- ¹⁹IFIC (CSIC and University of Valencia), Valencia, Spain
- ²⁰Institute for Interdisciplinary Research in Science and Education (IFIRSE), ICISE, Quy Nhon, Vietnam
- ²¹Imperial College London, Department of Physics, London, United Kingdom
- ²²INFN Sezione di Bari and Università e Politecnico di Bari, Dipartimento Interuniversitario di Fisica, Bari, Italy
- ²³INFN Sezione di Napoli and Università di Napoli, Dipartimento di Fisica, Napoli, Italy
- ²⁴INFN Sezione di Padova and Università di Padova, Dipartimento di Fisica, Padova, Italy
- ²⁵INFN Sezione di Roma and Università di Roma “La Sapienza,” Roma, Italy
- ²⁶Institute for Nuclear Research of the Russian Academy of Sciences, Moscow, Russia
- ²⁷International Centre of Physics, Institute of Physics (IOP), Vietnam Academy of Science and Technology (VAST), 10 Dao Tan, Ba Dinh, Hanoi, Vietnam
- ²⁸ILANCE, CNRS—University of Tokyo International Research Laboratory, Kashiwa, Chiba 277-8582, Japan
- ²⁹Kavli Institute for the Physics and Mathematics of the Universe (WPI), The University of Tokyo Institutes for Advanced Study, University of Tokyo, Kashiwa, Chiba, Japan
- ³⁰Keio University, Department of Physics, Kanagawa, Japan
- ³¹King’s College London, Department of Physics, Strand, London WC2R 2LS, United Kingdom
- ³²Kobe University, Kobe, Japan
- ³³Kyoto University, Department of Physics, Kyoto, Japan
- ³⁴Lancaster University, Physics Department, Lancaster, United Kingdom
- ³⁵Lawrence Berkeley National Laboratory, Berkeley, California 94720, USA
- ³⁶Ecole Polytechnique, IN2P3-CNRS, Laboratoire Leprince-Ringuet, Palaiseau, France
- ³⁷University of Liverpool, Department of Physics, Liverpool, United Kingdom
- ³⁸Louisiana State University, Department of Physics and Astronomy, Baton Rouge, Louisiana, USA
- ³⁹Joint Institute for Nuclear Research, Dubna, Moscow Region, Russia
- ⁴⁰Michigan State University, Department of Physics and Astronomy, East Lansing, Michigan, USA
- ⁴¹Miyagi University of Education, Department of Physics, Sendai, Japan
- ⁴²National Centre for Nuclear Research, Warsaw, Poland
- ⁴³State University of New York at Stony Brook, Department of Physics and Astronomy, Stony Brook, New York, USA
- ⁴⁴Okayama University, Department of Physics, Okayama, Japan
- ⁴⁵Osaka Metropolitan University, Department of Physics, Osaka, Japan
- ⁴⁶Oxford University, Department of Physics, Oxford, United Kingdom
- ⁴⁷University of Pennsylvania, Department of Physics and Astronomy, Philadelphia, Pennsylvania 19104, USA
- ⁴⁸University of Pittsburgh, Department of Physics and Astronomy, Pittsburgh, Pennsylvania, USA
- ⁴⁹Queen Mary University of London, School of Physics and Astronomy, London, United Kingdom
- ⁵⁰University of Regina, Department of Physics, Regina, Saskatchewan, Canada
- ⁵¹University of Rochester, Department of Physics and Astronomy, Rochester, New York, USA

- ⁵²Royal Holloway University of London, Department of Physics, Egham, Surrey, United Kingdom
⁵³RWTH Aachen University, III. Physikalisches Institut, Aachen, Germany
⁵⁴Departamento de Física Atómica, Molecular y Nuclear, Universidad de Sevilla, 41080 Sevilla, Spain
⁵⁵University of Sheffield, Department of Physics and Astronomy, Sheffield, United Kingdom
⁵⁶University of Silesia, Institute of Physics, Katowice, Poland
⁵⁷Sorbonne Université, CNRS/IN2P3, Laboratoire de Physique Nucléaire et de Hautes Energies (LPNHE), Paris, France
⁵⁸STFC, Rutherford Appleton Laboratory, Harwell Oxford, and Daresbury Laboratory, Warrington, United Kingdom
⁵⁹University of Tokyo, Department of Physics, Tokyo, Japan
⁶⁰University of Tokyo, Institute for Cosmic Ray Research, Kamioka Observatory, Kamioka, Japan
⁶¹University of Tokyo, Institute for Cosmic Ray Research, Research Center for Cosmic Neutrinos, Kashiwa, Japan
⁶²Tokyo Institute of Technology, Department of Physics, Tokyo, Japan
⁶³Tokyo Metropolitan University, Department of Physics, Tokyo, Japan
⁶⁴Tokyo University of Science, Faculty of Science and Technology, Department of Physics, Noda, Chiba, Japan
⁶⁵University of Toronto, Department of Physics, Toronto, Ontario, Canada
⁶⁶TRIUMF, Vancouver, British Columbia, Canada
⁶⁷University of Warsaw, Faculty of Physics, Warsaw, Poland
⁶⁸Warsaw University of Technology, Institute of Radioelectronics and Multimedia Technology, Warsaw, Poland
⁶⁹Tohoku University, Faculty of Science, Department of Physics, Miyagi, Japan
⁷⁰University of Warwick, Department of Physics, Coventry, United Kingdom
⁷¹University of Winnipeg, Department of Physics, Winnipeg, Manitoba, Canada
⁷²Wroclaw University, Faculty of Physics and Astronomy, Wroclaw, Poland
⁷³Yokohama National University, Department of Physics, Yokohama, Japan
⁷⁴York University, Department of Physics and Astronomy, Toronto, Ontario, Canada



(Received 4 September 2023; accepted 13 October 2023; published 20 November 2023)

We report an updated measurement of the ν_μ -induced, and the first measurement of the $\bar{\nu}_\mu$ -induced coherent charged pion production cross section on ^{12}C nuclei in the Tokai-to-Kamioka experiment. This is measured in a restricted region of the final-state phase space for which $p_{\mu,\pi} > 0.2$ GeV, $\cos(\theta_\mu) > 0.8$ and $\cos(\theta_\pi) > 0.6$, and at a mean (anti)neutrino energy of 0.85 GeV using the T2K near detector. The measured ν_μ charged current coherent pion production flux-averaged cross section on ^{12}C is $(2.98 \pm 0.37(\text{stat}) \pm 0.31(\text{syst})_{-0.00}^{+0.49}(\text{Q}^2 \text{ model})) \times 10^{-40}$ cm². The new measurement of the $\bar{\nu}_\mu$ -induced cross section on ^{12}C is $(3.05 \pm 0.71(\text{stat}) \pm 0.39(\text{syst})_{-0.00}^{+0.74}(\text{Q}^2 \text{ model})) \times 10^{-40}$ cm². The results are compatible with both the NEUT 5.4.0 Berger-Sehgal (2009) and GENIE 2.8.0 Rein-Sehgal (2007) model predictions.

DOI: [10.1103/PhysRevD.108.092009](https://doi.org/10.1103/PhysRevD.108.092009)

*Affiliated member at Kavli IPMU (WPI), The University of Tokyo, Japan.

†Also at J-PARC, Tokai, Japan.

‡Also at Université Paris-Saclay.

§Also at the Graduate University of Science and Technology, Vietnam Academy of Science and Technology.

||Also at Moscow Institute of Physics and Technology (MIPT), Moscow region, Russia and National Research Nuclear University “MEPhI,” Moscow, Russia.

¶Also at INFN-Laboratori Nazionali di Legnaro.

**Also at IPSA-DRII, France.

††Also at JINR, Dubna, Russia.

‡‡Also at BMCC/CUNY, Science Department, New York, New York, USA.

§§Also at Nambu Yoichiro Institute of Theoretical and Experimental Physics (NITEP).

I. INTRODUCTION

Charged current coherent pion production in (anti) neutrino-nucleus scattering, $\bar{\nu}_\mu + A \rightarrow \mu^{-(+)} + \pi^{+(-)} + A$, is a process in which a neutrino scatters coherently off a target nucleus. This process leaves the nucleus in its ground state, with the W -boson fluctuating to a charged meson (usually a pion) in the final state. No quantum numbers are exchanged with the nucleus and the magnitude of the square of the four-momentum transfer to the nucleus, denoted as $|t|$, must be small to maintain coherence. The interaction results in an unchanged nucleus, a lepton and pion in the final state and no other particles.

The most common theoretical description of this process is based on Adler's partially conserved axial vector current (PCAC) theorem [1], which connects the forward scattering amplitude (where the square of the 4-momentum transferred to the hadronic system, $-q^2 = Q^2$ is equal to zero) with the divergence of the axial current. This in turn is estimated from the elastic pion-nucleus scattering cross section. The coherent neutrino (and antineutrino) scattering cross section at $Q^2 = 0$ can then be written as

$$\left. \frac{d^3\sigma_{\text{coh}}}{dQ^2 dy d|t|} \right|_{Q^2=0} = \frac{G_F^2}{2\pi^2} f_\pi^2 \frac{1-y}{y} \frac{d\sigma(\pi A \rightarrow \pi A)}{d|t|}, \quad (1)$$

where $y = E_\pi/E_\nu$ with E_π and E_ν being the energy of the pion and neutrino, respectively and f_π is the pion decay constant. A Feynman diagram for this process is shown in Fig. 1. This cross section is then extrapolated to higher Q^2 . PCAC models use a variety of methods for the Q^2 extrapolation, as well as different approaches to characterize pion-nucleus scattering. The most common model currently used by Monte Carlo (MC) neutrino event generators [2–5] has been the Rein-Sehgal (RS) model [6]. This uses pion-proton and pion-deuterium data along with a simple A -scaling and *ad hoc* description for nuclear effects like pion absorption. It was developed for neutrino energies above approximately 5 GeV where the mass of the final-state lepton has minimal effect. The newer Berger-Sehgal (BS) model [7] updates this approach with the use of pion-carbon scattering data, which features a significant reduction in the resonance peak. The two models are identical for pion kinetic energies above 1.5 GeV, and employ a similar A -scaling technique. Different characterizations of the pion scattering data (pion-proton for RS, and pion-carbon for BS) in various generators can account for observed differences in their model predictions. Independent MC simulation sets using the NEUT 5.4.0 [3] Berger-Sehgal (2009) and GENIE 2.8.0 [2] Rein-Sehgal (2007) model implementations were used for this analysis.

The most recent charged current coherent production cross section measurements at high neutrino energies (above 7 GeV) were made in the 1980s and 1990s [8–12] and were found to agree with the Rein-Sehgal model.

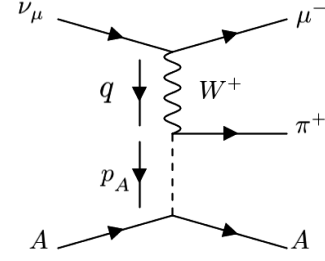


FIG. 1. Feynman diagram for coherent charged pion production from a neutrino off a nucleus. This is specific to the PCAC class of models. The square of the magnitude of the 4-momentum transfer to the nucleus is $|p_A|^2 = |q - p_\pi|^2 = |t|$.

The discovery of neutrino oscillations [13–16] refocused the neutrino community on lower energies where a scarcity of data on this interaction mode existed. At neutrino energies around 0.5–2.0 GeV, upper limits of the cross section from K2K [17] and SciBooNE [18] and a measurement by Tokai-to-Kamioka (T2K) [19] were significantly lower than that of the Rein-Sehgal model, but agreed with Berger-Sehgal. The MINERvA experiment, which operated at neutrino energies of 1.5–20 GeV, was the first to report measurements of differential cross sections in the variables Q^2 , E_π and θ_π [20] on a set of different nuclear targets [21]. The collaboration found that the measured total cross sections agreed with the predictions from both models, but that the observed differential cross sections in the pion angle and energy variables showed an excess in the forward region with respect to model predictions. The MINERvA experiment also made the first observation of coherent kaon production [22] and neutral current coherent neutral pion production in an antineutrino beam [23]. Neutral current coherent production of neutral pions was also measured by the MINOS [24] and the NOvA [25] Collaborations.

This paper presents the first measurement of the anti-neutrino induced coherent pion-production cross section on ^{12}C at a mean neutrino energy of 0.85 GeV. In addition, the previous T2K measurement of neutrino-induced coherent pion production [19] is updated by doubling the size of the available data set and updating the systematic uncertainty estimates.

II. THE T2K EXPERIMENT

The T2K experiment is the second generation experiment in the long-baseline neutrino oscillation program operating in Japan. T2K established the oscillation from muon neutrinos to electron neutrinos [26] and is investigating charge-parity violation in the leptonic sector as well as measuring precisely other oscillation parameters [27]. Details of the T2K experiment can be found in Ref. [28]. Although the focus of T2K is on neutrino flavor oscillation studies, T2K has also studied (anti)neutrino-nucleus interactions in the few hundreds of MeV to few

GeV neutrino energy range extensively (for example, see Refs. [19,29–35]).

A. The muon (anti)neutrino beam

T2K employs the J-PARC neutrino beamline, as detailed in Ref. [28], to generate an intense and near-pure beam of muon (anti)neutrinos. The (anti)neutrino beam is produced from the decay-in-flight of pions and kaons produced when a 30 GeV proton beam from the J-PARC main ring synchrotron is guided onto a cylindrical target consisting of disks of graphite evenly spaced along a length of 91.4 cm and a diameter of 2.6 cm. Current transformers, secondary emission monitors, and optical transition radiation monitors are used to monitor the intensity and profile of the proton beam before hitting the target. Further information about the beam is provided by a muon monitor which measures the intensity and direction of muons produced from the meson decays. A set of 14 scintillator-iron sampling calorimeter modules, each comprising 7.1 tonnes of iron, and collectively referred to as the INGRID [36] is used to measure and monitor the stability of neutrino intensity with better than 1% precision and the neutrino beam direction with a precision better than 1 mrad.

T2K employs a system of three magnetic horns to focus secondary charged particles, the parents of neutrinos, and defocus oppositely charged particles. The horn polarity determines whether the beam is configured in the muon (anti)neutrino, or (Reverse) Forward Horn Current mode, abbreviated as (RHC) FHC, where the focusing horns in the beamline are operated with a current of (−250 kA) 250 kA. The total exposure used in this study is 11.54×10^{20} protons-on-target (POT) taken in FHC configuration from January 2010 to April 2017, and 8.15×10^{20} POT taken in RHC configuration from June 2014 to May 2018. The statistics in the FHC configuration have been doubled since the previous T2K publication [19], while the data in the RHC configuration is new.

T2K’s approach to understand the neutrino beam is described in Ref. [37]. T2K employs data-based tuning to precisely predict the flux. These data include the measured proton beam parameters from the beam monitors, hadron production data from the NA61/SHINE fixed target experiment at CERN’s Super Proton Synchrotron, and the INGRID beam direction measurements. Compared to the previous publication on the coherent neutrino-nuclei interaction [19], this study implements an updated flux prediction [38] to include measurements of π^\pm production from the NA61/SHINE [39] experiment operating with a replica of the T2K target [40]. With this significant update, the flux uncertainty is reduced to approximately 5% near the peak (around 600 MeV) of the neutrino spectrum, comparing to 8.5% flux uncertainty in the previous measurement of coherent pion production. Along with the main flavor components (ν_μ in FHC and $\bar{\nu}_\mu$ in RHC), the beam contains a small fraction of wrong-sign

component ($\approx 5\%$ $\bar{\nu}_\mu$ in FHC and $\approx 7\%$ ν_μ in RHC) and intrinsic electron (anti)neutrino components (ν_e and $\bar{\nu}_e$) at a level less than 1% [37,38,41].

The nominal Monte Carlo model used for this measurement is the NEUT 5.4.0 [3] neutrino event generator. Charged current coherent single pion production events are generated using the Berger-Sehgal [7] model. The backgrounds to this process are dominated by charged current resonant pion production (CC-RES) and deep inelastic scattering (DIS). CC-RES processes are modeled using the Rein-Sehgal formalism [42] updated to implement the effect of the final-state charged lepton mass [43], and using updated nucleon axial form factors [44]. Contributions from 17 baryon resonances are considered, with the $\Delta(1232)$ being dominant, and interference terms between the resonances are taken into account. DIS interactions are modeled using the GRV98 parton distribution functions [45] with low Q^2 corrections from Bodek and Yang [46]. CC-RES events are produced in the invariant hadronic mass region of $W < 2$ GeV, with the DIS event production beginning in the invariant hadronic mass region of $W > 1.3$ GeV. In the overlap region, $1.3 \text{ GeV} < W < 2.0 \text{ GeV}$, a custom hadronization model [47] is used to interpolate between the two processes. Above an invariant hadronic mass of 2 GeV, hadronization is managed by PYTHIA 5.7 and JetSet 7.4 [48]. Final-state interactions (FSIs) of hadrons as they propagate through the nuclear medium are modeled using a custom intranuclear cascade model [47].

B. The T2K off-axis near detector complex

The T2K near detector, referred to as ND280, is placed 280 m from the proton interaction target at the same off-axis angle as the T2K far detector. The detector is intended to characterize the neutrino beam prior to oscillation and precisely measure the interactions of muon (anti)neutrinos and electron (anti)neutrinos with carbon and water. ND280, which is described in detail in Ref. [28], consists of multiple subdetector systems positioned inside a magnet producing a magnetic field of 0.2 T. These systems include an upstream π^0 detector and a tracking detector containing three time projection chambers (TPCs) [49] interleaved with two fine-grained tracking scintillator detectors [50] (referred to as FGD1 and FGD2) constructed from plastic scintillator bars. The FGDs provide the target mass for the neutrino interactions as well as fine-grained tracking of charged particles from the interaction vertex. The TPCs identify the type of charged particle and measure the momenta of particles leaving the FGDs. Each FGD weighs 1.1 tonnes and measures 1.84 m (width) \times 1.84 m (height) \times 0.37 m (depth). The upstream fine-grained detector (FGD1) is constructed with fifteen interleaved plastic scintillator modules, each of which has two layers, segmented with 192 extruded plastic scintillator bars with 0.96 cm² cross sectional area,

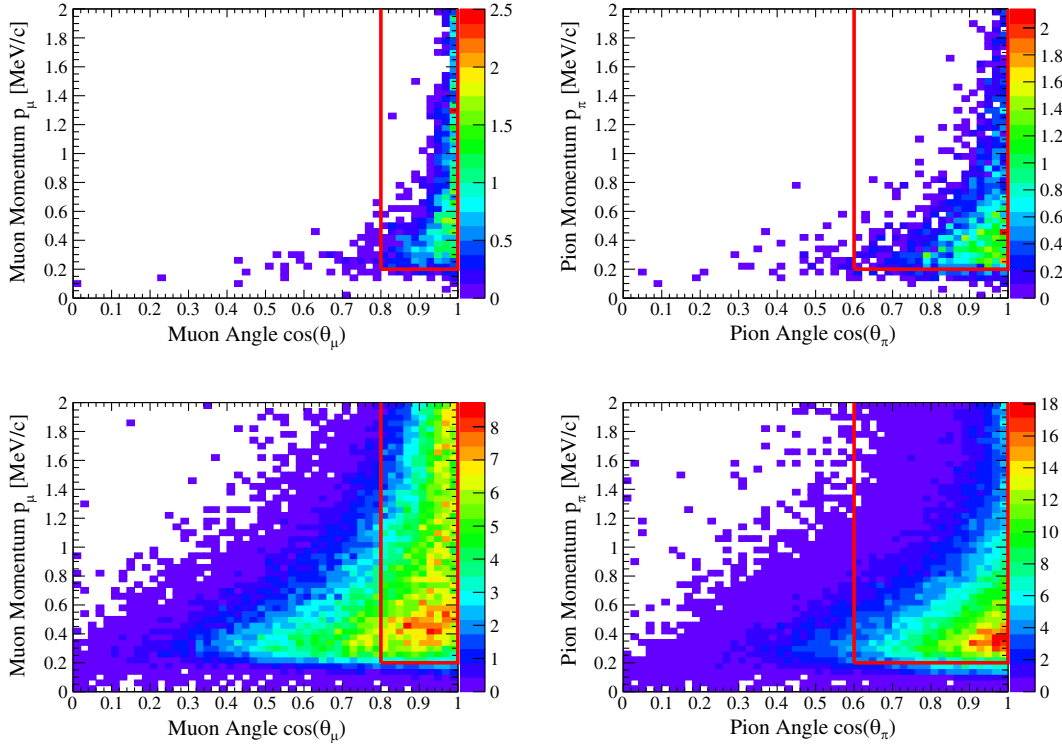


FIG. 2. The muon (left) and pion (right) kinematic distributions for the ν_μ coherent signal events (top) and for all signal and background events (bottom). The straight lines indicate the restricted phase space; note no upper bound is set for the muon and pion momentum. Based on the NEUT Monte Carlo, 82.9% of the true COH events remain in the restricted phase space.

oriented in the X and Y directions transverse to the neutrino beam direction. The downstream fine grained detector, FGD2, contains six 2.5 cm thick layers of water to provide a water-enriched neutrino target, each surrounded by two XY scintillator modules. Only events with the neutrino vertex reconstructed in FGD1 were used in this study.

III. ANALYSIS STRATEGY

The signature of the coherent charged pion production process is one muon and one charged pion, both forward-going in the detector. The detector's charged particle tracking and identification efficiency restricts the measurable phase space of the muon and pions to kinematic ranges:

- (i) $p_\mu > 0.2$ GeV and $\cos(\theta_\mu) > 0.8$, and
- (ii) $p_\pi > 0.2$ GeV and $\cos(\theta_\pi) > 0.6$.

The muon and pion momenta and angular distributions are shown in Figs. 2 and 3, along with an indication of the size of the restricted phase space. The selection of these constraints is based on the performance in the NEUT Monte Carlo and includes (82.9%)83.5% of all coherent events in the (RHC)FHC beam mode.

These criteria are based on the charged current single-pion production selection as described in [27]. Beyond that, the target nucleus is left intact, so no additional hadronic

activity should be detected in the region around the interaction vertex. Low vertex activity (VA), defined as the energy deposited in a $5 \times 5 \times 5$ [approximately $(5 \text{ cm})^3$] volume of scintillator around the vertex position, is required. A further restriction is applied to the $|t|$ distribution, which can be calculated from the muon and pion kinematic variables,

$$|t| = \left(\sum_{i=\mu,\pi} \left(E_i - |\vec{P}_i| \cos(\theta_i) \right) \right)^2 + \left| \sum_{i=\mu,\pi} |\vec{P}_i| (\hat{e}_i - \cos(\theta_i) \hat{e}_\nu) \right|^2, \quad (2)$$

where E_i is the energy, \vec{P}_i is the momentum, \hat{e}_i is the direction unit vector, θ_i is the scattering angle of the muon and pion in the event and \hat{e}_ν is the neutrino direction unit vector.

The VA and $|t|$ distributions in data and in nominal simulation and for both ν_μ and $\bar{\nu}_\mu$ after selecting events containing exactly one muon and one charged pion are shown in Fig. 4. The simulation shows that the coherent signal events (labeled COH here and below) are all concentrated in the low VA and low $|t|$ region as expected. Background events with VA greater than 15 MeV or $|t|$ greater than $0.15 (\text{GeV})^2$ are removed from the event

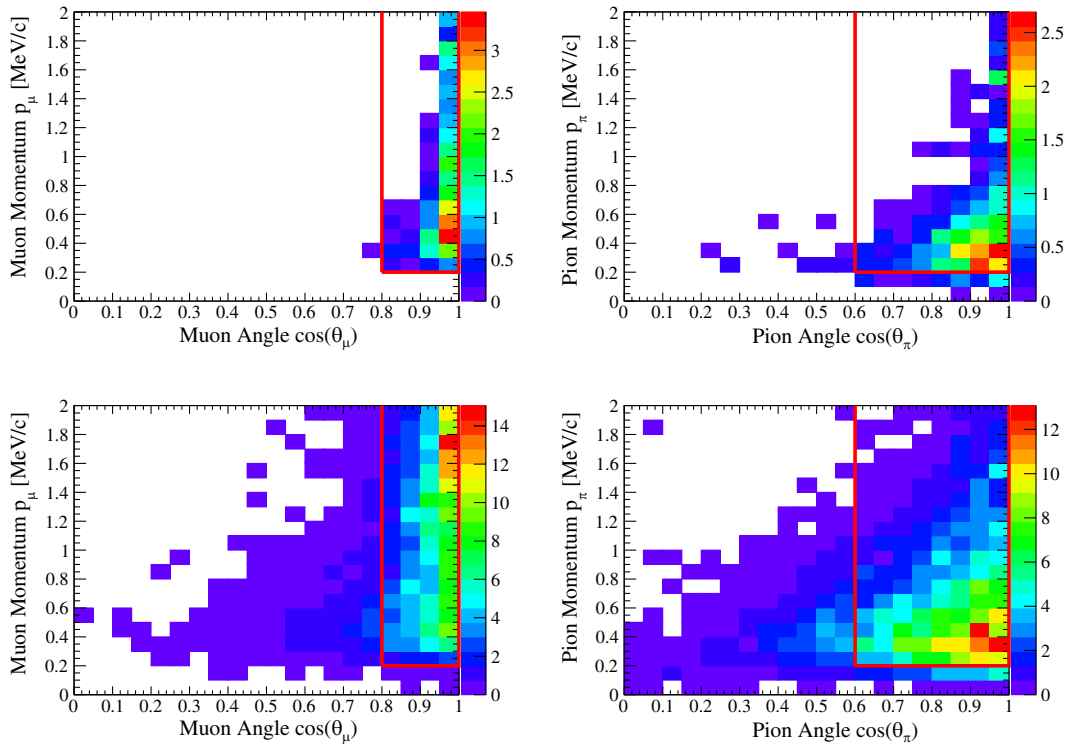


FIG. 3. The muon (left) and pion (right) kinematic distributions for the $\bar{\nu}_\mu$ coherent signal events (top) and for all signal and background events (bottom). The straight lines indicate the restricted phase space; note no upper bound is set for the muon and pion momentum. Based on the NEUT Monte Carlo, 83.5% of the true COH events remain in the restricted phase space.

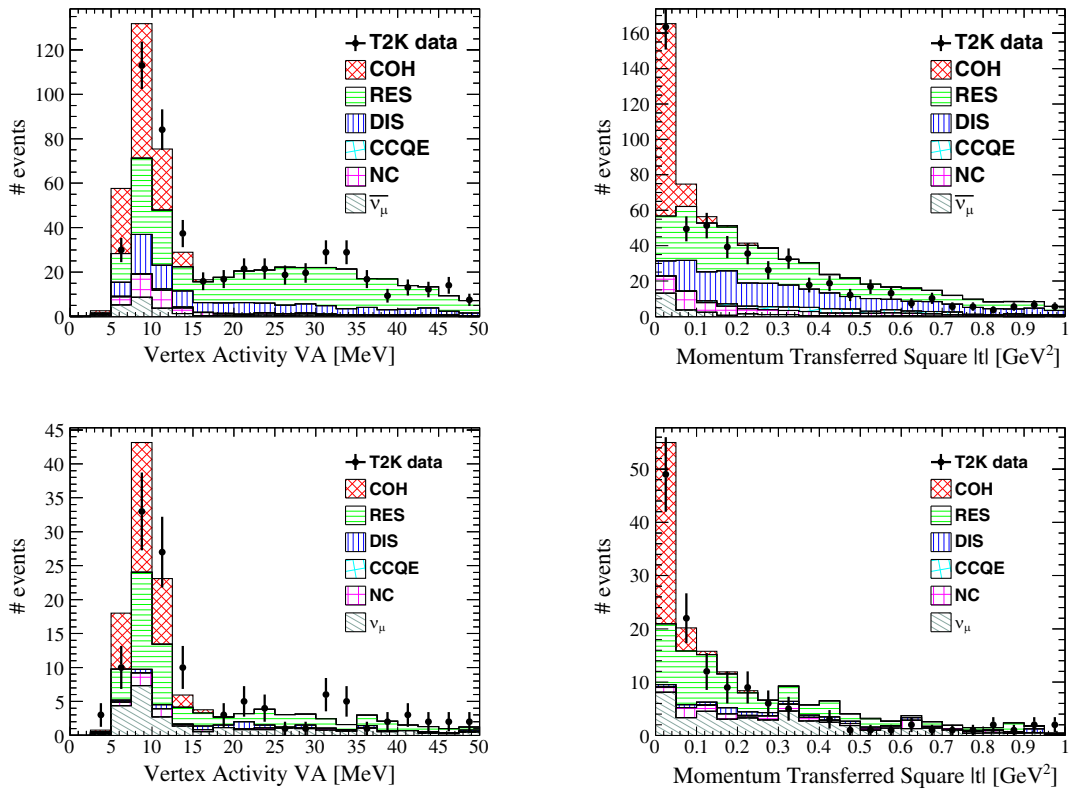


FIG. 4. The ν_μ (top) and $\bar{\nu}_\mu$ (bottom) COH selection, containing one muon and one charged pion, are shown in the VA (left) and $|t|$ (right) variables. The signal COH events for both selections concentrate in the low VA (less than 15 MeV) and low $|t|$ (less than 0.15 GeV^2) region. The events with VA greater than 15 MeV are rejected. The events with $|t|$ greater than 0.15 GeV^2 are used for background control. The stacked histogram shows the profit simulation overlaid by data.

sample. The MC prediction for the signal purity and selection efficiency in the ν_μ sample derived from the nominal MC are 41.6% and 47.3%, respectively. The major sources of background events are resonant pion production (28.0%) and deep inelastic scattering (14.2%). The signal purity in the $\bar{\nu}_\mu$ sample is 42.2% with a 30.8% selection efficiency. The major sources of background events in the $\bar{\nu}_\mu$ sample are resonant pion production (33.0%) and interactions of ν_μ contamination in the $\bar{\nu}_\mu$ beam (18.2%). These values are all based on the nominal NEUT MC predictions.

The cross section was extracted using a binned likelihood fitter which is described in detail in Refs. [35,51]. The inputs to the fitter include templates that map the signal in each bin of true kinematic space to the associated bins in reconstructed kinematic space. Template weights assigned to each true bin are varied by the fitter, and the weighted templates are summed in bins in reconstructed space to generate the signal prediction at each fit point. In addition to these signal normalization parameters, there is a set of nuisance parameters associated with uncertainties in the cross section, flux and detector models, which change the shape of the templates as well as the shape and normalization of the backgrounds. The signal normalization parameters are allowed to float freely in the fit, whilst the nuisance parameters are constrained by external measurements which are introduced to the procedure via a prefit covariance matrix. The fitter uses the MINUIT2 [52] minimization routine, MIGRAD, to maximize an extended likelihood. The postfit parameter values are then used to calculate the number of signal events in the true kinematic space which best fits the data. The postfit covariance between the fit parameters is estimated by calculating the error matrix at the best fit point using the HESSE algorithm [52].

In this measurement there is one signal template with (two)three bins in reconstructed parameter space corresponding to the (RHC)FHC mode. In both modes, the template contains a single CC-COH bin recording the number of selected signal events in the constrained reconstructed phase space. The template also contains background-dominated sideband bins which are used to constrain the nuisance parameters describing the dominant RES and DIS backgrounds. In both beam modes, a sideband contains the sample of events having a reconstructed $|t|$ outside the CC-COH range. In the case of the FHC mode measurement, a three-track sample is used to constrain the DIS events. This was unnecessary in the RHC mode measurement since the fractional contribution of DIS events in the MC predicted background was less than 2%.

The neutrino and antineutrino coherent pion production cross sections are independently extracted by calculating

$$\sigma_{\text{FGD1}} = \frac{N_{\text{FGD1}}}{\epsilon \cdot T_{\text{FGD1}} \cdot \Phi}, \quad (3)$$

TABLE I. Number of target fractional composition of the FGD1 detector excluding hydrogen.

Element	C	O	Ti	Si	N
Atomic mass number (A)	12	16	48	28	14
Fractional composition (f) (%)	95.83	3.09	0.46	0.48	0.14
Relative uncertainty of fractional composition (%)	0.5	1.3	16.6	19.7	39

where N_{FGD1} is the number of COH events obtained by the likelihood fitter, ϵ is the detector efficiency to select the COH events, T_{FGD1} is the number of target nuclei in FGD1, and Φ is the integrated muon (anti)neutrino flux. Each of these variables are functions of the fit parameters. These parameters are randomly sampled from the postfit covariance of all fit parameters, and the cross sections calculated. The resulting distribution of the cross section yields the final cross section uncertainty.

The value of σ_{FGD} calculated at the best-fit point represents the average coherent cross section per non-hydrogen atom in the FGD1 fiducial volume (FV). The hydrogen atoms are not considered here, because there is no coherent interaction on single protons. For the purpose of this analysis, we consider the diffractive pion production on hydrogen [53] as a background process. A simulation [2] showed that contamination of these diffractive events in the selected data is negligible. This conclusion is supported by the previous T2K coherent analysis [19] which employed an independent method, developed by the MINERvA Collaboration [20], to estimate the size of the diffractive component. This method showed that the fractional contribution of diffractive events in the coherent event sample was at most 5% or, on average, (4)8 events in the current (RHC)FHC coherent event sample. The relative elemental composition in the FV is shown in Table I. The flux-shape uncertainties are handled in accordance with the prescription for “the second approach” discussed in detail in [54]. The cross section is reported for the nominal T2K off-axis flux prediction [38]. All effects of flux-shape variations are covered by the uncertainties provided in this result.

The majority of atoms in FGD1 are carbon. For easier comparison with other experiments the COH cross section on a carbon nucleus is calculated. This can be achieved by using a scaling function, $F(A)$, which can account for elements of atomic mass number A ,

$$\sigma_{\text{FGD1}} = \sigma_{\text{C}} \sum_i f_i \frac{F(A_i)}{F(A_{\text{C}})}, \quad i = \text{C, O, Ti, Si, N}, \quad (4)$$

where f_i represents the fractional composition of a given element. In this study the scaling function proposed in [6], $F(A) = A^{1/3}$, is used. Results using an alternative

TABLE II. Summary of flux-averaged, phase-space constrained, charged current, coherent cross section results and model predictions. Expressed in units of 10^{-40} cm²/nucleus with statistical and systematic uncertainties, and the additional uncertainty added to cover the low Q^2 CC-RES suppression bias. The reported measurement on carbon uses the $F_{1/3}(A)$ scaling. The model predictions for carbon do not use a scaling function. No prediction in RHC mode is given using the GENIE RS (2007) model as Monte Carlo simulation data sets using the GENIE RS model had not been generated for the RHC beam mode at the time of this analysis. Note that the cross section prediction from the NEUT BS (2009) model for the FHC mode is different from the prediction for the RHC mode as the flux of neutrinos and antineutrinos are different.

	T2K (2022)	NEUT BS (2009)	GENIE RS (2007)
$\sigma_{\nu_\mu, \text{FGD}}$	$3.00 \pm 0.37 \pm 0.31 \pm 0.49$	2.77	3.28
$\sigma_{\nu_\mu, \text{C}, 1/3}$	$2.98 \pm 0.37 \pm 0.31 \pm 0.49$	2.57	3.09
$\sigma_{\bar{\nu}_\mu, \text{FGD}}$	$3.07 \pm 0.71 \pm 0.39 \pm 0.75$	2.87	...
$\sigma_{\bar{\nu}_\mu, \text{C}, 1/3}$	$3.05 \pm 0.71 \pm 0.39 \pm 0.74$	2.78	...

scaling function, $F(A) = A^{2/3}$, were also calculated. The difference in the results is small compared to the measurement uncertainties shown in Table II.

A number of tests with simulated data were carried out to validate the neutrino cross section extraction methodology

and to identify potential biases caused by neutrino interaction mismodeling. These included different increases and suppression of deep inelastic scattering, coherent, and resonance interaction modes, shifts in the high-energy part of the neutrino flux, and the use of a completely different event generator, GENIE. All simulated data studies showed that the analysis performed as expected.

IV. RESULTS

To verify whether the MC model is suitable to describe the kinematics (and thus the selection) of the relevant events, the data was compared with MC in distributions of $|t|$, VA, Q^2 , p_π , and $\cos(\theta_\pi)$. Note that the latter four variables are not used by the likelihood fit. While there was mostly good agreement in the sample (see Figs. 5 and 8), a disagreement in the shapes of the sideband samples was observed. To evaluate what, if any, bias might be introduced due to the difference between the nominal MC and data in the sideband samples, several empirical tunings of the MC were made to obtain better agreement with the data. Among these, the following combination of changes in the nominal MC produced the best agreement with data:

- (1) The VA of all background events was increased by 1 MeV.
- (2) Additional VA, uniformly distributed between 0 and 100 MeV, was randomly added to 25% of the interactions on neutron target.

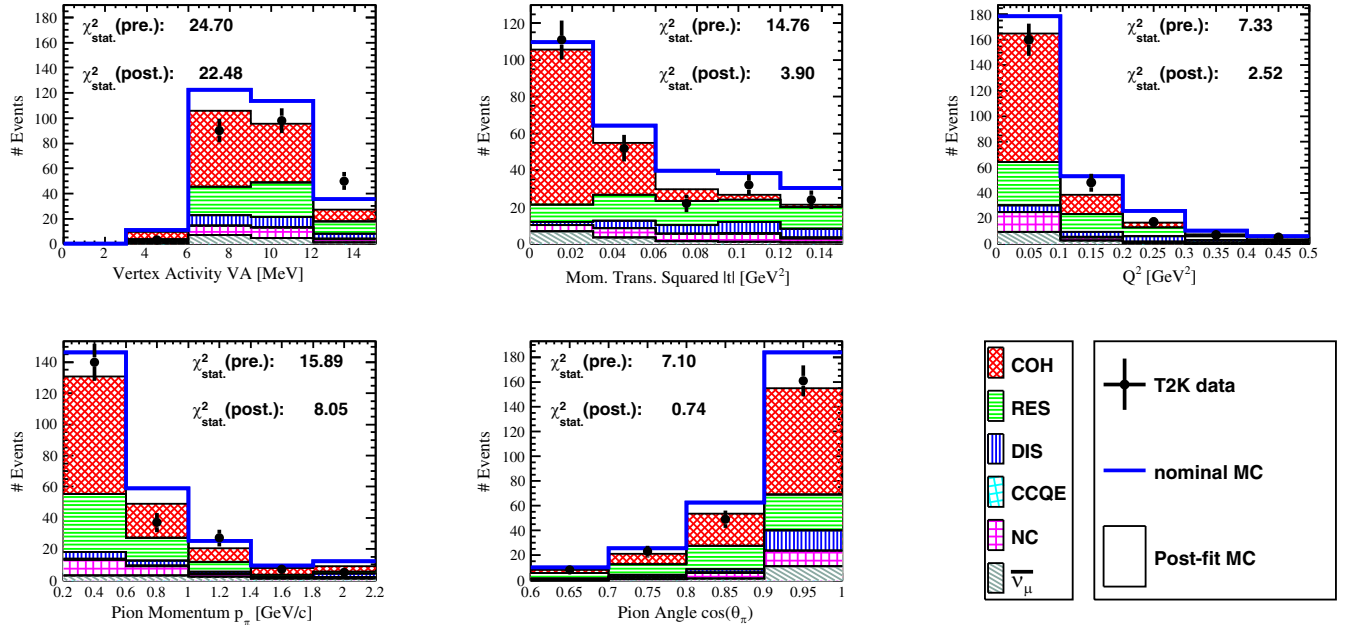


FIG. 5. ν_μ data, nominal Monte Carlo simulation (prefit), and postfit Monte Carlo simulation comparisons in VA, $|t|$, Q^2 , p_π , and $\cos(\theta_\pi)$ for the signal region. The stacked histograms represent the true reaction types of the events. The smaller postfit χ^2_{stat} shows improved data and MC agreement in all five variables after the fit. The postfit χ^2_{stat} for the VA distribution remains statistically incompatible to the data. The nominal MC was modified to reproduce the shapes seen in the data and used as a simulated data set. No significant bias in the total cross section extraction was observed (see text). Note that the fit does not consider these distributions, but only sees a single bin for the signal sample.

- (3) Low- Q^2 ($< 0.7 \text{ GeV}^2$) CC-RES events were suppressed (using a MINERvA-inspired data driven suppression technique [55]).
- (4) The CC-DIS contribution was suppressed by 50%.
- (5) The CC-RES contribution was increased by 10%.
- (6) The normalization of the signal COH events was increased by (18)19% for (RHC)FHC mode, where the numbers were derived from the fit results discussed below.

The need for a modified VA has also previously been seen at MINERvA [56] and the 2016 T2K CC-COH measurement [19]. In addition to this, separate simulated datasets were created where the impacts of single parameter variations were studied. None of the studies revealed any significant potential for bias in the cross section extraction, and differences between extracted and true cross section were always within the systematic uncertainties.

An additional simulated data study was motivated by the report of a suppression of CC- 1π resonant events at low Q^2 from the MINERvA experiment [55]. This effect has not been observed or excluded by T2K, which has different neutrino beam energies and nominal MC models, but the potential effect of such an observation in T2K on the cross section result was studied nonetheless. Analysis of a simulated data set with an artificially suppressed CC-RES cross section at low Q^2 resulted in a noticeable bias in the extracted cross section, which was not covered by the model uncertainties considered in this analysis. Since it is unclear whether this suppression should be expected in the

T2K data, the bias seen in this study is covered with an additional systematic uncertainty on the extracted (anti) neutrino CC-COH cross section of 16% (24%). The size of this uncertainty was chosen so that the one standard deviation of the total systematic uncertainty, including that attributed to the low Q^2 CC-RES suppression, covers the bias observed in this simulated data study.

The ν_μ analysis employs three bins in reconstructed parameter space (one bin from the signal region and two bins from the two sidebands). The χ^2_{postfit} (9.44) improved significantly from the χ^2_{prefit} (82.53). The χ^2_{prefit} is not small due to large difference between data and MC in one of the sidebands as a result of overprediction of the DIS background events. The $\bar{\nu}_\mu$ analysis employs two bins in reconstructed space (one bin each from the signal region and the sideband). The χ^2_{postfit} (4.62) improved from the χ^2_{prefit} (9.79). These values are within the range of results from simulated data studies that showed acceptable levels of bias in the cross section results.

As shown in Figs. 5–7, the χ^2_{stat} (postfit) are reduced from the χ^2_{stat} (prefit) in most kinematic distributions of the ν_μ data. The improvements are the result of the RES and DIS background events being reweighted. The improvements are especially obvious for the two sidebands, which are mostly consist of the RES and DIS background events. The relatively larger VA and p_π postfit χ^2_{stat} indicate lack of degrees of freedom in these two spaces. Similar conclusions can be drawn from the $\bar{\nu}_\mu$ data shown in Figs. 8 and 9.

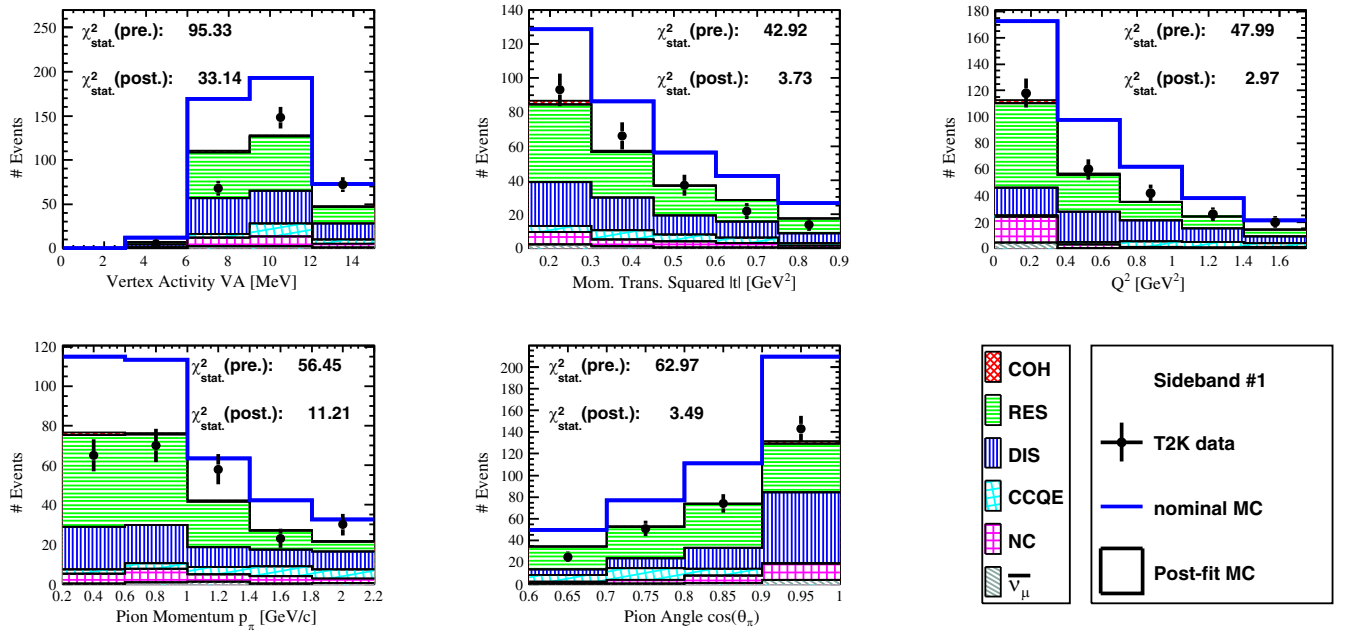


FIG. 6. ν_μ data, nominal Monte Carlo simulation (prefit), and postfit Monte Carlo simulation comparisons in VA, $|t|$, Q^2 , p_π , and $\cos(\theta_\pi)$ for the first sideband. The stacked histograms represent the true reaction types of the events. The postfit χ^2_{stat} are improved in general as a result of the RES and DIS background events being reweighted. The relatively larger VA and p_π postfit χ^2_{stat} indicate lack of degrees of freedom in these two spaces.

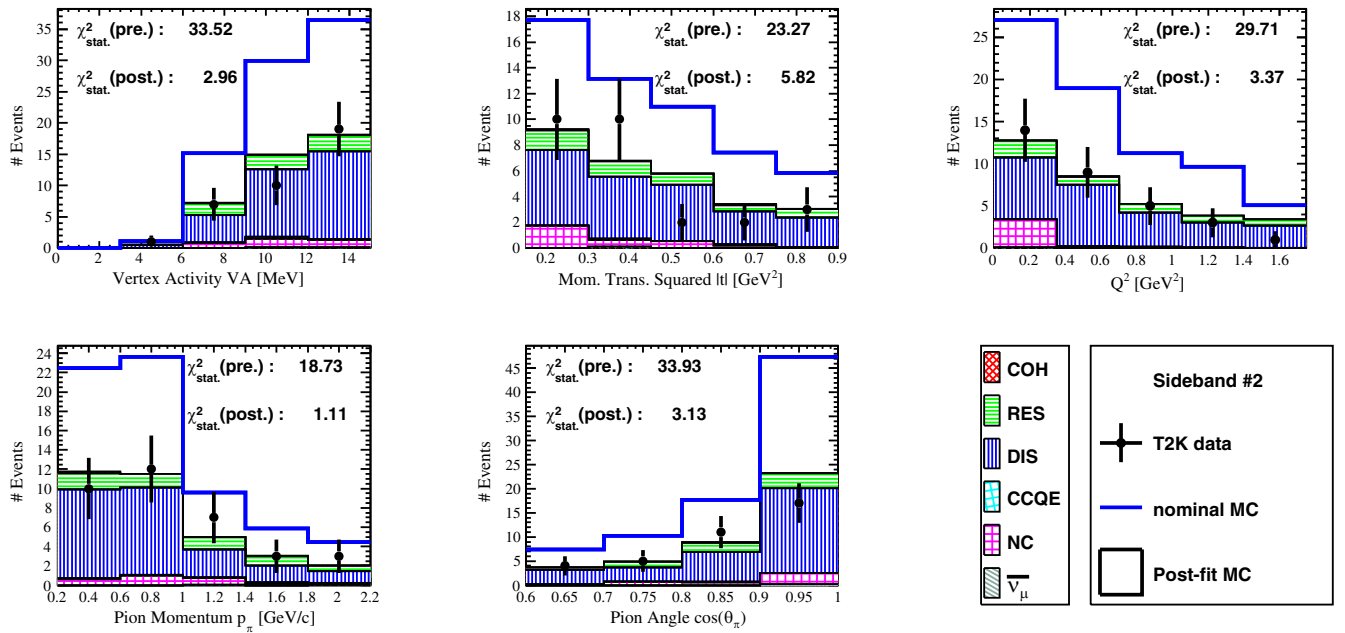


FIG. 7. ν_μ data, nominal Monte Carlo simulation (prefit), and postfit Monte Carlo simulation comparisons in VA, $|t|$, Q^2 , p_π , and $\cos(\theta_\pi)$ for the second sideband. The stacked histograms represent the true reaction types of the events. Since this sideband is dominated by the DIS background events, the postfit χ^2_{stat} is much improved after the fitter as a result of the DIS background events being reweighted.

However, the improvements in the postfit χ^2_{stat} are less significant since the bin-to-bin uncertainties are dominated by low statistics. The χ^2_{stat} shown in these figures are only used to indicate whether there has been an improvement in

the agreement between data and model after the fit has been performed. Since the fit only uses a single bin for the signal region in each of the two sidebands, any improvement in the shapes of these distributions comes mostly from the

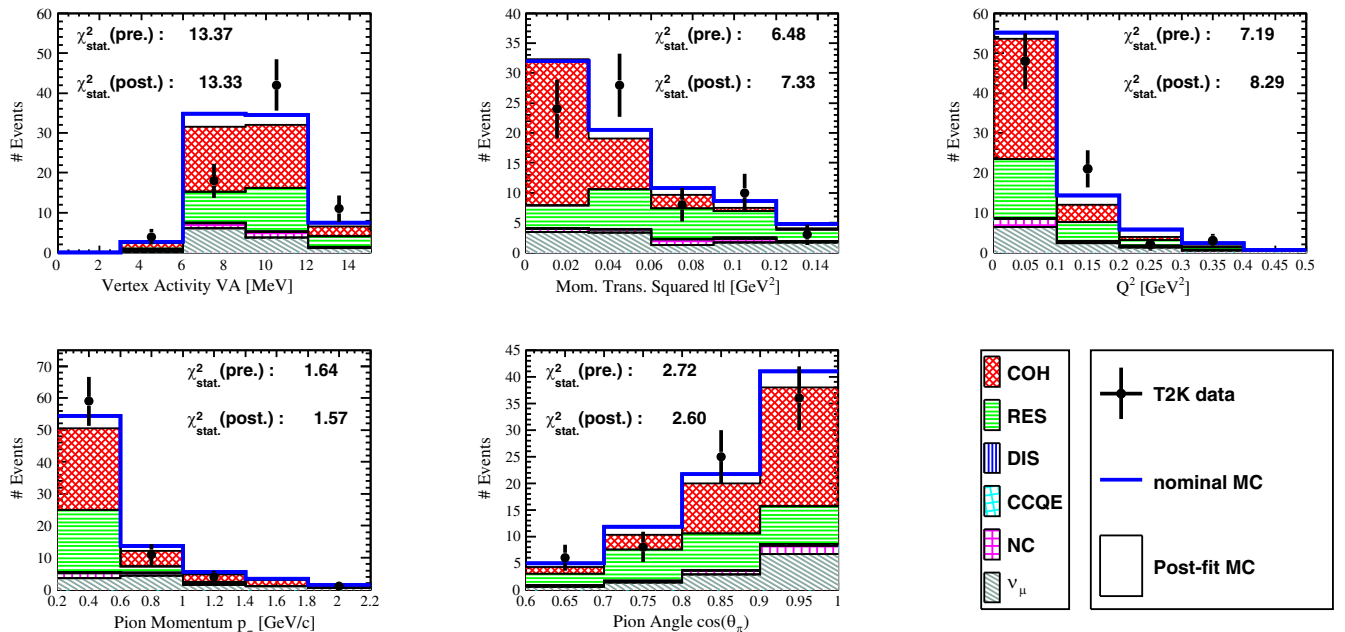


FIG. 8. $\bar{\nu}_\mu$ data, nominal Monte Carlo simulation (prefit), and postfit Monte Carlo simulation comparisons in VA, $|t|$, Q^2 , p_π , and $\cos(\theta_\pi)$ for the signal region. The stacked histograms represent the true reaction types of the events. The postfit χ^2_{stat} are not changed as much as in the ν_μ case due to lower statistics. As with the ν_μ case, only the VA distribution is statistically incompatible with the data. Note that the fit does not consider these distributions, but only sees a single bin for the signal sample.

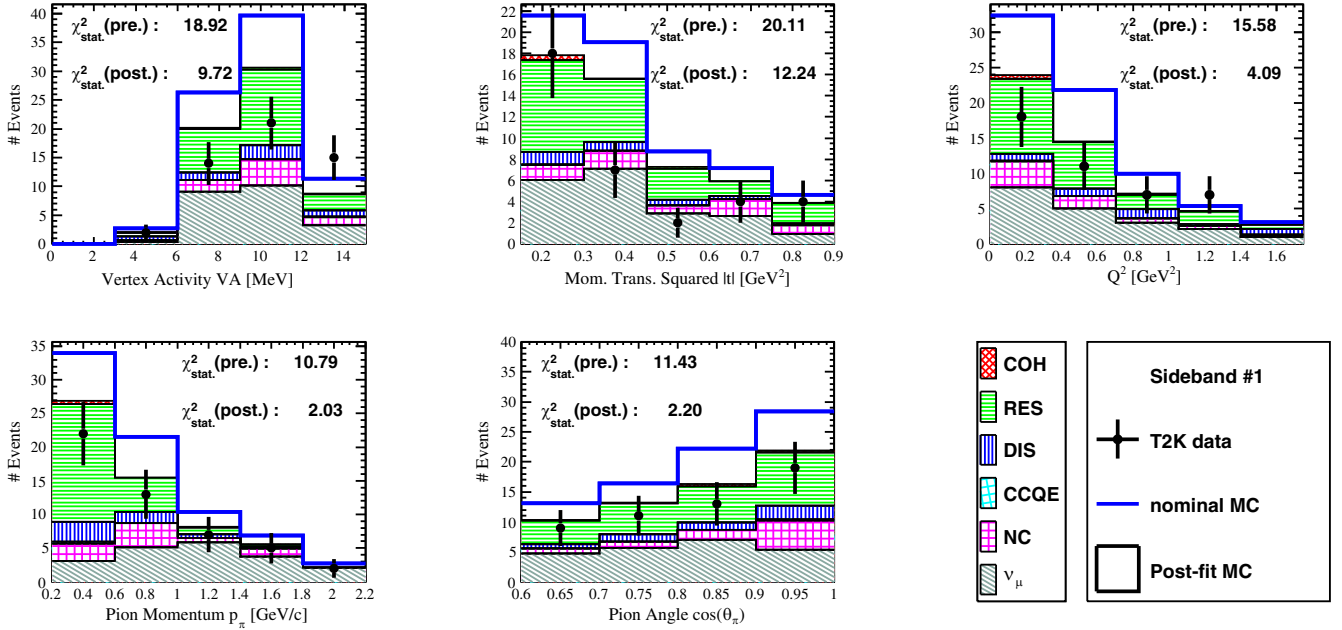


FIG. 9. $\bar{\nu}_\mu$ data, nominal Monte Carlo simulation (prefit), and postfit Monte Carlo simulation comparisons in VA, $|t|$, Q^2 , p_π , and $\cos(\theta_\pi)$ for the first sideband. The stacked histograms represent the true reaction types of the events. The postfit χ^2_{stat} are improved in general as a result of the RES background events being reweighted; however, the shape differences between the data and the MC in the VA and $|t|$ cannot be simply resolved by simple rescale of events.

relative normalization of the background DIS and RES interaction modes.

The fitted flux-averaged, phase space-constrained, charged current coherent cross sections per atom of the FGD FV are shown in Table II. These results are based on an event sample of (80) 272 events with a predicted background component of (46) 159 events in the (RHC) FHC beam mode. The table includes the result on the carbon cross section derived using the $A^{1/3}$ scaling and model predictions for comparison. The measured cross sections on the FGD target material agree with the NEUT Berger-Sehgal prediction slightly better than with the GENIE Rein-Sehgal model, but they are both covered by the measurement uncertainties.

The sources of uncertainties are summarized in Table III. The systematic uncertainty is further broken down into three components; the flux uncertainties, the cross section and final-state interaction related uncertainties, and the detector response related uncertainties. The total systematic uncertainty quoted in the table reflects the correlations between the three components. An additional uncertainty is added to cover the low Q^2 CC-RES suppression bias as described previously. The main contributions to the uncertainty for both neutrino and antineutrino results come from statistical uncertainties and the additional low Q^2 CC-RES suppression uncertainty.

The cross section results are shown in Fig. 10. The cross section reported here is energy-averaged over the incoming neutrino flux and restricted to a specific region

of the parameter space of produced muon and pion kinematics. As such, it cannot be directly compared to a theoretical model providing the cross section as a function of neutrino energy. A valid comparison requires the theoretical cross section to be integrated over the T2K flux and phase space restrictions applied. Horizontal lines in Fig. 10 show model predictions after this procedure has been applied.

To enable a quick comparison between results of different experiments with different neutrino energy distributions, the mean neutrino energy is used as the x -position of

TABLE III. Statistical uncertainty and breakdown of the sources of systematic uncertainties. The largest contribution of uncertainty comes from the bias in the extracted cross section when the low Q^2 CC-RES events are suppressed. Note the total systematic uncertainty is not exactly equal to the quadratic sum of the components due to correlation between the sources.

Sources of uncertainties	ν_μ CC-COH ($\times 10^{-40}$ cm 2)	$\bar{\nu}_\mu$ CC-COH ($\times 10^{-40}$ cm 2)
Flux	0.14	0.24
Cross section and FSI	0.22	0.34
Detector responses	0.24	0.42
Total systematic uncertainty	0.31	0.39
Low Q^2 CC-RES suppression related	0.49	0.75
Statistical	0.37	0.71

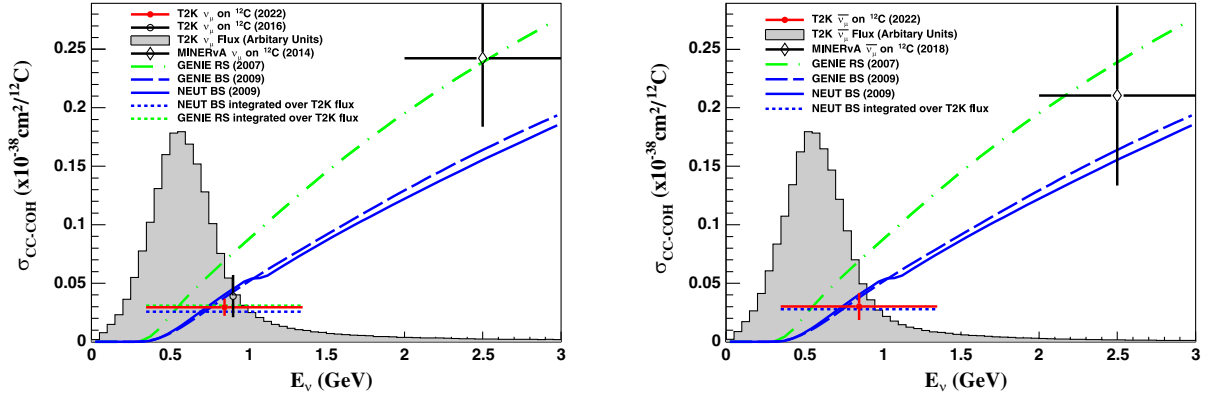


FIG. 10. The T2K ν_μ (left) and $\bar{\nu}_\mu$ (right) CC-COH cross section measurement on C assuming $F(A) = A^{1/3}$. The measurement uncertainty shown is the quadratic sum of the statistical and systematic components. The x -axis error bar covers one standard deviation of the T2K flux around the mean (anti)neutrino energy of $(0.85)_{-0.05}^{+0.05}$ GeV. The 2016 ν_μ T2K result (same E_ν range, center point offset slightly for clarity of the figure) [19], and the MINERvA result [20] (for E_ν between 2–3 GeV) are also shown for comparison. Note the phase space between the different measurements are not exactly the same.

the data points and the standard deviation of neutrino energies as the error bars in the x -direction.

V. CONCLUSION

The T2K ν_μ CC-COH and $\bar{\nu}_\mu$ CC-COH cross sections on ^{12}C are $(2.98 \pm 0.37(\text{stat}) \pm 0.31(\text{syst})_{-0.00}^{+0.49}(\text{Q}^2\text{model})) \times 10^{-40} \text{cm}^2$ and $(3.05 \pm 0.71(\text{stat}) \pm 0.39(\text{syst})_{-0.00}^{+0.74}(\text{Q}^2\text{model})) \times 10^{-40} \text{cm}^2$, assuming an A -scaling of $A^{1/3}$. The flux-averaged cross sections are measured in a reduced final-state particle kinematic phase space for which $p_{\mu,\pi} > 0.2$ GeV, $\cos(\theta_\mu) > 0.8$, and $\cos(\theta_\pi) > 0.6$. The uncertainty labeled as “ Q^2 model” corresponds to the potential bias caused by the low Q^2 CC-RES suppression study. This study presents the first measurement of the $\bar{\nu}_\mu$ CC-COH cross section at a mean neutrino energy less than 1 GeV. In addition, the ν_μ CC-COH measurement is consistent with the previous 2016 T2K result but with the fractional total uncertainty reduced from 46% to 23%. It is notable that the measured neutrino and antineutrino coherent pion production cross sections are themselves consistent, as expected from theory. Both the NEUT Berger-Sehgal and the GENIE Rein-Sehgal model predictions are compatible with the data within the measurement uncertainties.

A data release summarizing these results is available from the T2K public results site [57].

ACKNOWLEDGMENTS

We thank the J-PARC staff for superb accelerator performance. We thank the CERN NA61/SHINE Collaboration for providing valuable particle production data. We acknowledge the support of MEXT, JSPS KAKENHI Grants No. JP16H06288, No. JP18K03682, No. JP18H03701, No. JP18H05537, No. JP19J01119,

No. JP19J22440, No. JP19J22258, No. JP20H00162, No. JP20H00149, and No. JP20J20304) and bilateral programs (JPJSBP120204806, JPJSBP120209601), Japan; NSERC, the NRC, and CFI, Canada; the CEA and CNRS/IN2P3, France; the DFG (RO 3625/2), Germany; the INFN, Italy; the Ministry of Education and Science (DIR/WK/2017/05) and the National Science Centre (UMO-2018/30/E/ST2/00441), Poland; the RSF19-12-00325, RSF22-12-00358, Russia; MICINN (No. SEV-2016-0588, No. PID2019-107564 GB-I00, No. PGC2018-099388-BI00, No. PID2020-114687 GB-I00) Government of Andalusia (FQM160, SOMM17/6105/UGR) and the University of Tokyo ICRR’s Inter-University Research Program FY2023 Ref. J1, and ERDF funds and CERCA program, Spain; the SNSF and SERI (200021_185012, 200020_188533, 20FL21_186178I), Switzerland; the STFC and UKRI, UK; and the DOE, USA. We also thank CERN for the UA1/NOMAD magnet, DESY for the HERA-B magnet mover system, the BC DRI Group, Prairie DRI Group, ACENET, SciNet, and CalculQuebec consortia in the Digital Research Alliance of Canada, and GridPP in the United Kingdom, and the CNRS/IN2P3 Computing Center in France. In addition, the participation of individual researchers and institutions has been further supported by funds from the ERC (FP7), “la Caixa” Foundation (ID 100010434, Fellowship Code No. LCF/BQ/IN17/11620050), the European Union’s Horizon 2020 Research and Innovation Programme under the Marie Skłodowska-Curie Grants Agreement No. 713673 and No. 754496, and H2020 Grants No. RISE-GA822070-JENNIFER2 2020 and No. RISE-GA872549-SK2HK; the JSPS, Japan; the Royal Society, UK; French ANR Grant No. ANR-19-CE31-0001; the SNF Eccellenza Grant No. PCEFP2_203261; and the DOE Early Career program, USA.

- [1] S.L. Adler, Tests of the conserved vector current and partially conserved axial-vector current hypotheses in high-energy neutrino reactions, *Phys. Rev.* **135**, B963 (1964).
- [2] C. Andreopoulos *et al.*, The GENIE neutrino Monte Carlo generator, *Nucl. Instrum. Methods Phys. Res., Sect. A* **614**, 87 (2010).
- [3] Y. Hayato, A neutrino interaction simulation program library NEUT, *Acta Phys. Pol. B* **40** (2009).
- [4] J.Z.T. Golan and J.T. Sobczyk, NuWro: The Wrocław Monte Carlo generator of neutrino interactions, *Nucl. Phys. B, Proc. Suppl.* **499** (2012).
- [5] O. Buss, T. Gaitanos, K. Gallmeister, H. van Hees, M. Kaskulov, O. Lalakulich, A. B. Larionov, T. Leitner, J. Weil, and U. Mosel, Transport-theoretical description of nuclear reactions, *Phys. Rep.* **512**, 1 (2012).
- [6] D. Rein and L. Sehgal, Coherent π^0 production in neutrino reactions, *Nucl. Phys.* **B223**, 29 (1983).
- [7] C. Berger and L. M. Sehgal, Partially conserved axial vector current and coherent pion production by low energy neutrinos, *Phys. Rev. D* **79**, 053003 (2009).
- [8] S. Willocq *et al.* (E632 Collaboration), Coherent production of single pions and ρ mesons in charged-current interactions of neutrinos and antineutrinos on neon nuclei at the Fermilab Tevatron, *Phys. Rev. D* **47**, 2661 (1993).
- [9] V.V. Ammosov *et al.*, Coherent production of negative pions in charged-current antineutrino interactions in neon, *Sov. J. Nucl. Phys.* **45**, 1029 (1987).
- [10] P. Mirage *et al.*, Coherent production of π^+ mesons in ν -neon interactions, *Z. Phys. C* **43**, 523 (1989).
- [11] P. Vilain *et al.* (CHARM-II Collaboration), Coherent single charged pion production by neutrinos, *Phys. Lett. B* **313**, 267 (1993).
- [12] H.J. Grabosch *et al.* (SKAT Collaboration), Coherent pion production in neutrino and antineutrino interactions on nuclei of heavy freon molecules, *Z. Phys. C* **31**, 203 (1986).
- [13] Y. Fukuda *et al.* (Super-Kamiokande Collaboration), Evidence for oscillation of atmospheric neutrinos, *Phys. Rev. Lett.* **81**, 1562 (1998).
- [14] Q.R. Ahmad *et al.* (SNO Collaboration), Direct evidence for neutrino flavor transformation from neutral current interactions in the Sudbury Neutrino Observatory, *Phys. Rev. Lett.* **89**, 011301 (2002).
- [15] M.H. Ahn *et al.* (K2K Collaboration), Indications of neutrino oscillation in a 250 km long baseline experiment, *Phys. Rev. Lett.* **90**, 041801 (2003).
- [16] T. Araki *et al.* (KamLAND Collaboration), Measurement of neutrino oscillation with KamLAND: Evidence of spectral distortion, *Phys. Rev. Lett.* **94**, 081801 (2005).
- [17] M. Hasegawa *et al.* (K2K Collaboration), Search for coherent charged pion production in neutrino-carbon interactions, *Phys. Rev. Lett.* **95**, 252301 (2005).
- [18] K. Hiraide *et al.* (SciBooNE Collaboration), Search for charged current coherent pion production on carbon in a few-GeV neutrino beam, *Phys. Rev. D* **78**, 112004 (2008).
- [19] K. Abe *et al.* (T2K Collaboration), Measurement of coherent π^+ production in low energy neutrino-carbon scattering, *Phys. Rev. Lett.* **117**, 192501 (2016).
- [20] A. Mislivec *et al.* (MINERvA Collaboration), Measurement of total and differential cross sections of neutrino and antineutrino coherent π^\pm production on carbon, *Phys. Rev. D* **97**, 032014 (2018).
- [21] M. A. Ramírez *et al.* (MINERvA Collaboration), Neutrino-induced coherent π^+ production in C, CH, Fe, and Pb at $\langle E\nu \rangle \sim 6$ GeV, *Phys. Rev. Lett.* **131**, 051801 (2023).
- [22] Z. Wang *et al.* (MINERvA Collaboration), Evidence of coherent K^+ meson production in neutrino-nucleus scattering, *Phys. Rev. Lett.* **117**, 061802 (2016).
- [23] T. Le *et al.* (MINERvA Collaboration), Single neutral pion production by charged-current $\bar{\nu}_\mu$ interactions on hydrocarbon at $\langle E_\nu \rangle = 3.6$ GeV, *Phys. Lett. B* **749**, 130 (2015).
- [24] P. Adamson *et al.* (MINOS Collaboration), Measurement of single π^0 production by coherent neutral-current ν Fe interactions in the MINOS near detector, *Phys. Rev. D* **94**, 072006 (2016).
- [25] M. A. Acero *et al.* (NOvA Collaboration), Measurement of neutrino-induced neutral-current coherent π^0 production in the NOvA near detector, *Phys. Rev. D* **102**, 012004 (2020).
- [26] K. Abe *et al.* (T2K Collaboration), Observation of electron neutrino appearance in a muon neutrino beam, *Phys. Rev. Lett.* **112**, 061802 (2014).
- [27] K. Abe *et al.* (T2K Collaboration), Improved constraints on neutrino mixing from the T2K experiment with 3.13×10^{21} protons on target, *Phys. Rev. D* **103**, 112008 (2021).
- [28] K. Abe *et al.* (T2K Collaboration), The T2K experiment, *Nucl. Instrum. Methods Phys. Res., Sect. A* **659**, 106 (2011).
- [29] K. Abe *et al.* (T2K Collaboration), First measurement of the muon neutrino charged current single pion production cross section on water with the T2K near detector, *Phys. Rev. D* **95**, 012010 (2017).
- [30] K. Abe *et al.* (T2K Collaboration), Measurement of inclusive double-differential ν_μ charged-current cross section with improved acceptance in the T2K off-axis near detector, *Phys. Rev. D* **98**, 012004 (2018).
- [31] K. Abe *et al.* (T2K Collaboration), First measurement of the charged current $\bar{\nu}_\mu$ double differential cross section on a water target without pions in the final state, *Phys. Rev. D* **102**, 012007 (2020).
- [32] K. Abe *et al.* (T2K Collaboration), Measurements of $\bar{\nu}_\mu$ and $\bar{\nu}_\mu + \nu_\mu$ charged-current cross-sections without detected pions or protons on water and hydrocarbon at a mean anti-neutrino energy of 0.86 GeV, *Prog. Theor. Exp. Phys.* **2021**, 043C01 (2021).
- [33] K. Abe *et al.* (T2K Collaboration), Simultaneous measurement of the muon neutrino charged-current cross section on oxygen and carbon without pions in the final state at T2K, *Phys. Rev. D* **101**, 112004 (2020).
- [34] K. Abe *et al.* (T2K Collaboration), Measurement of the charged-current electron (anti-)neutrino inclusive cross-sections at the T2K off-axis near detector ND280, *J. High Energy Phys.* **10** (2020) 114.
- [35] K. Abe *et al.* (T2K Collaboration), First T2K measurement of transverse kinematic imbalance in the muon-neutrino charged-current single- π^+ production channel containing at least one proton, *Phys. Rev. D* **103**, 112009 (2021).

- [36] K. Abe *et al.*, Measurements of the T2K neutrino beam properties using the INGRID on-axis near detector, *Nucl. Instrum. Methods Phys. Res., Sect. A* **694**, 211 (2012).
- [37] K. Abe *et al.* (T2K Collaboration), T2K neutrino flux prediction, *Phys. Rev. D* **87**, 012001 (2013); **87**, 019902 (A) (2013).
- [38] K. Abe *et al.* (T2K Collaboration), Neutrino beam flux prediction 2020, [10.5281/zenodo.5734307](https://zenodo.org/record/5734307) (2021).
- [39] N. Abgrall *et al.* (NA61 Collaboration), NA61/SHINE facility at the CERN SPS: Beams and detector system, *J. Instrum.* **9**, P06005 (2014).
- [40] N. Abgrall *et al.* (NA61/SHINE Collaboration), Measurements of π^\pm differential yields from the surface of the T2K replica target for incoming 31 GeV/c protons with the NA61/SHINE spectrometer at the CERN SPS, *Eur. Phys. J. C* **76**, 617 (2016).
- [41] K. Abe *et al.* (T2K Collaboration), Measurement of the intrinsic electron neutrino component in the T2K neutrino beam with the ND280 detector, *Phys. Rev. D* **89**, 092003 (2014).
- [42] D. Rein and L. M. Sehgal, Neutrino excitation of baryon resonances and single pion production, *Ann. Phys. (N.Y.)* **133**, 79 (1981).
- [43] C. Berger and L. M. Sehgal, Lepton mass effects in single pion production by neutrinos, *Phys. Rev. D* **76**, 113004 (2007).
- [44] K. M. Graczyk, J. Żmuda, and J. T. Sobczyk, Electroweak form factors of the $\Delta(1232)$ resonance, *Phys. Rev. D* **90**, 093001 (2014).
- [45] M. Glück, E. Reya, and A. Vogt, Dynamical parton distributions revisited, *Eur. Phys. J. C* **5**, 461 (1998).
- [46] A. Bodek and U. K. Yang, Modeling neutrino and electron scattering cross-sections in the few GeV region with effective LO PDFs, *AIP Conf. Proc.* **670**, 110 (2003).
- [47] Y. Hayato and L. Pickering, The NEUT neutrino interaction simulation program library, *Eur. Phys. J. Spec. Top.* **230**, 4469 (2021).
- [48] T. Sjostrand, PYTHIA 5.7 and JetSet 7.4: Physics and manual, [arXiv:hep-ph/9508391](https://arxiv.org/abs/hep-ph/9508391).
- [49] N. Abgrall *et al.* (T2K ND280 TPC Collaboration), Time projection chambers for the T2K near detectors, *Nucl. Instrum. Methods Phys. Res., Sect. A* **637**, 25 (2011).
- [50] P. A. Amaudruz *et al.* (T2K ND280 FGD Collaboration), The T2K fine-grained detectors, *Nucl. Instrum. Methods Phys. Res., Sect. A* **696**, 1 (2012).
- [51] K. Abe *et al.* (T2K Collaboration), First measurement of muon neutrino charged-current interactions on hydrocarbon without pions in the final state using multiple detectors with correlated energy spectra at T2K, [arXiv:2303.14228](https://arxiv.org/abs/2303.14228).
- [52] F. James and M. Winkler, MINUIT2, <https://root.cern.ch/guides/minuit2-manual> (2018).
- [53] D. Rein, Diffractive pion production in neutrino reactions, *Nucl. Phys.* **B278**, 61 (1986).
- [54] L. Koch and S. Dolan, Treatment of flux shape uncertainties in unfolded, flux-averaged neutrino cross-section measurements, *Phys. Rev. D* **102**, 113012 (2020).
- [55] P. Stowell *et al.* (MINERvA Collaboration), Tuning the GENIE pion production model with MINERvA data, *Phys. Rev. D* **100**, 072005 (2019).
- [56] A. Higuera *et al.* (MINERvA Collaboration), Measurement of coherent production of π^\pm in neutrino and antineutrino beams on carbon from E_ν of 1.5 to 20 GeV, *Phys. Rev. Lett.* **113**, 261802 (2014).
- [57] K. Abe *et al.* (T2K Collaboration), Data release for measurements of the ν_μ and $\bar{\nu}_\mu$ -induced coherent charged pion production cross sections on ^{12}C by the T2K experiment, [10.5281/zenodo.8279705](https://zenodo.org/record/8279705) (2023).