

This is a repository copy of *Radical Dearomatising Spirocyclisation of Benzisoxazole-Tethered Yrones*.

White Rose Research Online URL for this paper:

<https://eprints.whiterose.ac.uk/204013/>

Version: Published Version

---

**Article:**

Inprung, Nantachai, Whitwood, Adrian C., Taylor, Richard J.K. orcid.org/0000-0002-5880-2490 et al. (2 more authors) (2023) Radical Dearomatising Spirocyclisation of Benzisoxazole-Tethered Yrones. *European Journal of Organic Chemistry*. e202300603. ISSN 1099-0690

<https://doi.org/10.1002/ejoc.202300603>

---

**Reuse**

This article is distributed under the terms of the Creative Commons Attribution (CC BY) licence. This licence allows you to distribute, remix, tweak, and build upon the work, even commercially, as long as you credit the authors for the original work. More information and the full terms of the licence here:

<https://creativecommons.org/licenses/>

**Takedown**

If you consider content in White Rose Research Online to be in breach of UK law, please notify us by emailing [eprints@whiterose.ac.uk](mailto:eprints@whiterose.ac.uk) including the URL of the record and the reason for the withdrawal request.

Special  
Collection

# Radical Dearomatising Spirocyclisation of Benzisoxazole-Tethered Yrones

Nantachai Inprung,<sup>[a]</sup> Adrian C. Whitwood,<sup>[a]</sup> Richard J. K. Taylor,<sup>[a]</sup> Michael J. James,<sup>\*[b]</sup> and William P. Unsworth<sup>\*[a]</sup>

Dedicated to Prof. Dennis P. Curran on the occasion of his 70th birthday.

The dearomative spirocyclisation of benzisoxazoles through a radical chain mechanism is described. Densely functionalised spirocycles were prepared in high yields by reacting benzisoxazole-tethered yrones with aryl thiols in 1,2-dichloroethane (DCE) at 60 °C. The identification of stabilising three-electron

interactions was key to the development of this new radical cascade reaction. The obtained spirocyclic products were converted into other spirocyclic scaffolds through a two-step hydrogenolysis-cyclisation sequence.

## Introduction

Radical dearomatising spirocyclisation cascade reactions enable simple aromatic substrates to be converted into densely functionalised and highly prized molecular scaffolds in a single step.<sup>[1]</sup> The effectiveness of this reaction strategy to quickly access complex 3-dimensional chemical space has inspired significant progress and a number of substrate systems have been developed to explore this approach.<sup>[2]</sup> However, a significant proportion of systems developed to date are based on a simple design principle: tether an electron-rich (hetero)arene to a reactive radical acceptor or precursor.

In addition to polarity effects lowering the barrier to spirocyclisation,<sup>[3]</sup> we hypothesised that one reason electron-rich (hetero)arenes have proven so effective is their ability to form partially stabilised radical intermediates upon spirocyclisation. For example, indole-tethered yrones **2** were proposed to rapidly react with a variety of different radical species to form spirocyclic  $\alpha$ -amino radicals **2**,<sup>[4,5]</sup> which are stabilised by two-

centre three-electron (2c,3e) bonding interactions (Scheme 1a).<sup>[6]</sup> Based on this rationale, we reasoned that the elusive radical dearomative spirocyclisation of comparatively electron-deficient heteroarenes might be realised if similar interactions could be incorporated into the substrate. Thus, we identified benzisoxazole-tethered yrones **3** as promising candidates for study (Scheme 1b). Here, the addition of a transient vinyl radical to the C=N bond of the adjacent benzisoxazole ring would form nitrogen-centred radical **4**,<sup>[7]</sup> which would be stabilised by 2c,3e bonding with the lone-pair on the adjacent oxygen atom.

Herein, we describe validation of this design rationale and, to the best of our knowledge, the first dearomative spirocyclisation of benzisoxazoles. The straightforward conversion of the products into other spirocyclic scaffolds through a divergent, two-step ring expansion sequence is also reported.

[a] N. Inprung, Dr. A. C. Whitwood, Prof. R. J. K. Taylor, Dr. W. P. Unsworth  
Department of Chemistry  
University of York  
Heslington, York, YO10 5DD (UK)  
E-mail: william.unsworth@york.ac.uk

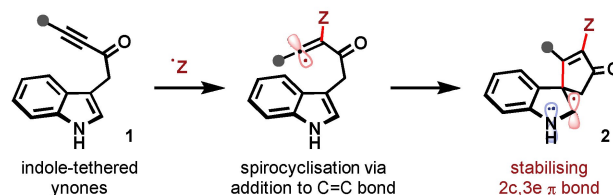
[b] Dr. M. J. James  
Department of Chemistry  
The University of Manchester  
Oxford Road  
Manchester, M13 9PL (UK)  
E-mail: michael.james@manchester.ac.uk

Supporting information for this article is available on the WWW under <https://doi.org/10.1002/ejoc.202300603>

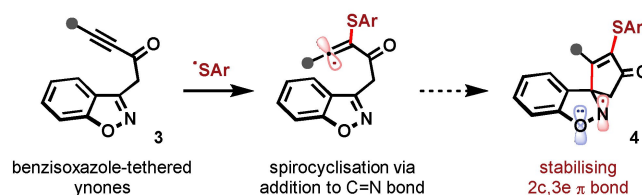
This publication is part of a Special Collection on "Radical Chemistry in Homogeneous Catalysis and Organic Synthesis".

© 2023 The Authors. European Journal of Organic Chemistry published by Wiley-VCH GmbH. This is an open access article under the terms of the Creative Commons Attribution License, which permits use, distribution and reproduction in any medium, provided the original work is properly cited.

a) Previous work: Radical spirocyclisation of electron-rich heteroarenes



b) This work and mechanistic rationale: Electron-deficient benzisoxazoles



Scheme 1. Radical dearomatising spirocyclisation cascades.

## Results and Discussion

Our studies began by reacting ynone **3a** with *p*-toluenethiol (HSTol) in MeCN at 60 °C for 20 h (Table 1, entry 1), which led to the formation of a complex mixture of: i) the desired spirocycle **5a** in 4% yield; ii) amino alcohol **6a** in 11% yield, which was presumed to form via the cleavage of the weak N–O bond of spirocycle **5a**; and iii) a ~3:7 mixture *E/Z* alkenes **7a** in 65% yield, which presumably formed via conjugate addition of the thiol to the electrophilic ynone. Fortunately, a solvent screen (entries 2–4) revealed that the formation of both side-products **6a** and **7a** could be completely suppressed by using DCE, which produced the desired spirocycle **5a** as the sole product in quantitative yield (entry 4).<sup>[8]</sup> Attempts to accelerate this reaction under photochemical conditions led to the unwanted formation of amino alcohol **6a** (entry 5). Interestingly, the addition of basic additives, such as triethylamine, completely switched the selectivity to favour formation of conjugate addition product **7a** (entry 6). The addition of TEMPO completely inhibited the formation of spirocycle **5a** and only conjugate addition products **7a** were observed (entry 7). Moreover, a thiyl radical TEMPO adduct was observed by HRMS (see the supporting information). Finally, the formation of spirocycle **5a** was also strongly inhibited by the addition of 9,10-dihydroanthracene (DHA), which is an excellent hydrogen atom donor (entry 8).<sup>[9]</sup>

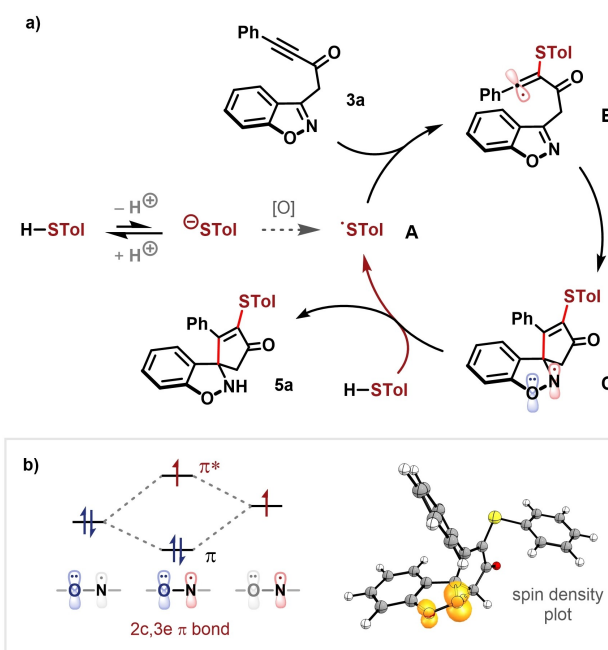
Table 1. Reaction optimisation studies.

Entry <sup>[a]</sup>	Reaction conditions	Yield <sup>[b]</sup>		
		5a/%	6a/%	7a/%
1	MeCN, 60 °C, 20 h	4	11	65
2	THF, 60 °C, 20 h	42	18	–
3	PhMe, 60 °C, 20 h	85	4	–
4	DCE, 60 °C, 20 h	100	–	–
5	DCE, blue LEDs, rt, 21 h	36	34	–
6	Et <sub>3</sub> N (1 equiv.), DCE, 60 °C, 20 h	–	–	95
7	TEMPO (1 equiv.), DCE, 60 °C, 20 h	–	–	83
8	DHA (1 equiv.), DCE, 60 °C, 20 h	trace	–	35

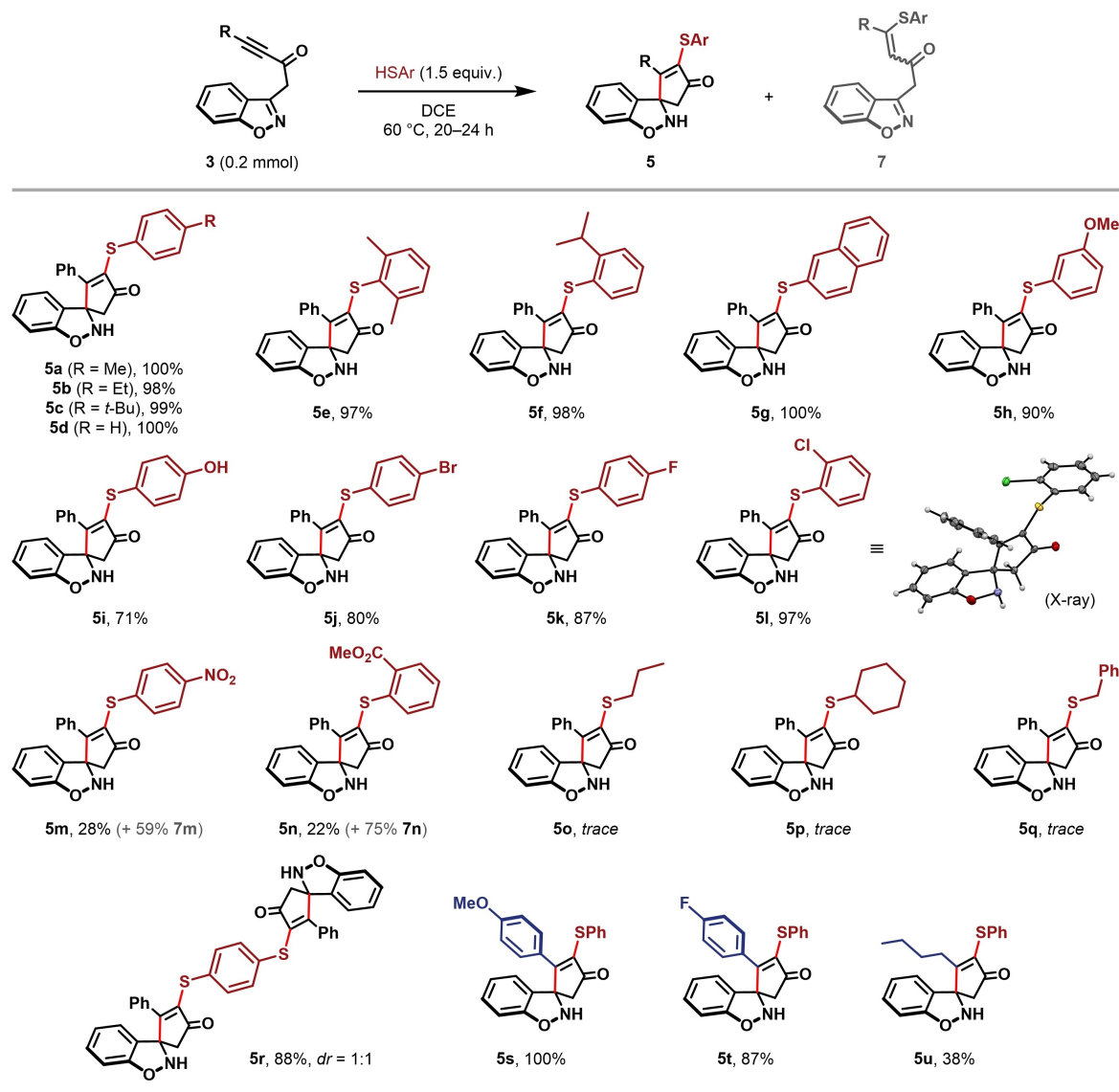
[a] All reactions were performed with 0.2 mmol of ynone **3a** and 0.3 mmol of HSTol in the stated solvent (2 mL) under argon. [b] Determined by <sup>1</sup>H NMR spectroscopy against an internal standard (dibromomethane).

Based on these observations and previous work in this area, we propose that a radical chain mechanism is likely operative and is initiated by the generation of thiyl radical **A** (Scheme 2a).<sup>[10]</sup> We propose that thiyl radical **A** is likely formed by the facile single electron oxidation of the corresponding thiolate anion present in solution; the oxidant may simply be adventitious oxygen, and/or a cationic organic oxidant formed in situ.<sup>[11]</sup> The regioselective addition of radical **A** to ynone **3a** forms vinyl radical **B**, which undergoes rapid spirocyclisation to form nitrogen-centred radical **C**. Intermediate **C** may then abstract a hydrogen atom from HSTol to regenerate thiyl radical **A** and afford spirocycle **5a**. Computational studies support the viability of this radical chain, and the idea that intermediate **C** is stabilised by 2c,3e bonding interactions (Scheme 2b, see the Supporting Information for details).<sup>[12]</sup>

The scope of this dearomative spirocyclisation cascade was next explored using the optimised reaction conditions (Scheme 3). First, different thiols were examined and pleasingly a wide variety of alkylated benzenethiols could be used to afford spirocycles **5a–f** in near quantitative yields. It should be noted that these reactions were easily scalable as spirocycle **5a** could be isolated in 93% yield when the reaction was performed with 1.0 mmol of ynone **3a**. More electron-rich aryl thiols, including unprotected 4-hydroxybenzenethiol, were similarly compatible and used to obtain spirocycles **5g–i** in excellent yields. Halogenated benzenethiols were also readily incorporated into spirocycles **5j–l** and the structure of **5l** was unambiguously confirmed by X-ray crystallography.<sup>[13]</sup> More acidic electron-deficient aryl thiols primarily afforded conjugate addition products **7m,n**, with spirocycles **5m,n** only obtained in low yield, presumably due to there being a higher concentration of thiolate anions in solution. Unfortunately, very



Scheme 2. a) Proposed radical chain mechanism; b) Orbital illustration and calculated spin density plot to support the proposed 2c,3e π bonding interaction.

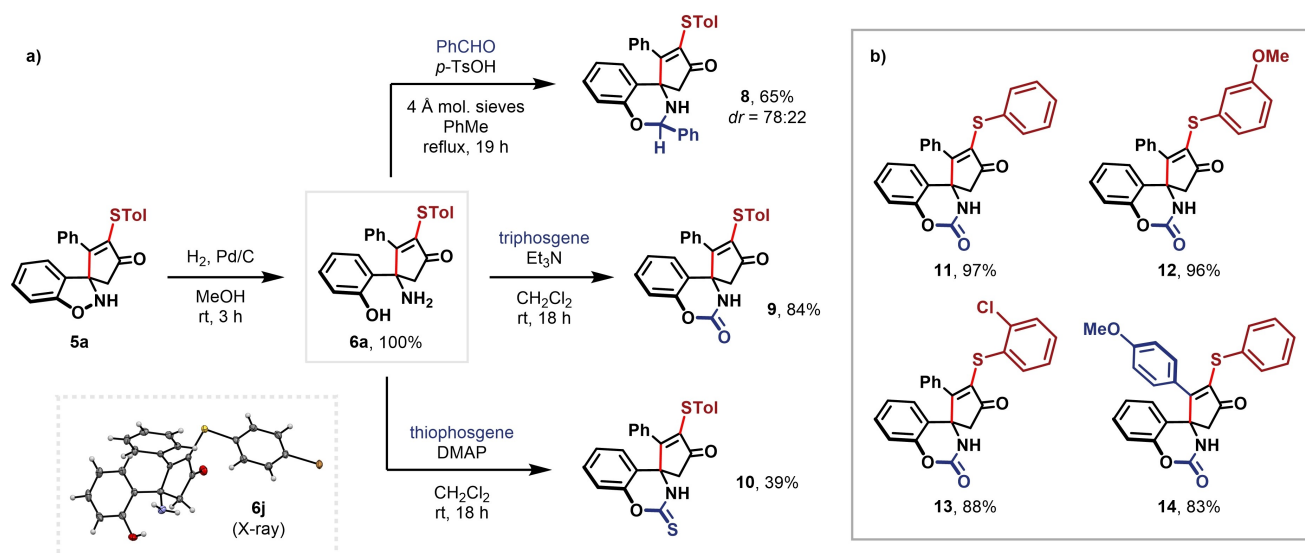


**Scheme 3.** Scope of the radical dearomative spirocyclisation cascade. Reactions performed on a 0.2 mmol scale in 2 mL of DCE.

limited reactivity was observed when alkyl thiols were used (spirocycles **5o–q** were only formed in trace amounts or low yields), which is likely due to the higher bond-dissociation energy (BDE) of the alkyl thiol S–H bonds.<sup>[14]</sup> However, dithiols such as 1,4-benznedithiol were compatible and could be used to form spirocycle **5r** in excellent yield, as a ~1:1 mixture of diastereoisomers. Other methoxy- and fluoro- substituted aromatic ynone were prepared and converted into spirocycles **5s,t** in excellent yields. Finally, an alkyl ynone substrate was also prepared and converted into spirocycle **5u** in 38% yield. The reduced reactivity of this alkyl ynone may be due to the lack of resonance stabilisation of the intermediate vinyl radical,<sup>[15]</sup> which could change the geometry of the vinyl radical (from linear to bent) and make thiyl radical addition to the ynone less thermodynamically favourable.

The synthetic utility of this novel spirocyclic framework was next explored, by testing a series of divergent reactions to

convert spirocycle **5a** into other spirocyclic products. Guided by our previous observation that the N–O bond could be readily cleaved, hydrogenolysis was performed to selectively obtain amino alcohol **6a** in quantitative yield (Scheme 4a). This procedure was also compatible with other spirocycles and the structure of amino alcohol **6j** was unambiguously confirmed by confirmed by X-ray crystallography.<sup>[13]</sup> Amino alcohol **6a** was then readily cyclised under simple reaction conditions to access a variety of novel spirocycle frameworks **8–10** in 39–84% yield. To confirm that other spirocycles could be derivatised similarly, spirocyclic carbamates **11–14** were also prepared in the same way, in excellent yields (Scheme 4b).



Scheme 4. Diversification of the spirocycle products through a two-step ring expansion sequence.

## Conclusions

In conclusion, the first radical dearomative spirocyclisation cascade with benzisoxazoles has been developed. The reactions are proposed to proceed via a thiyl radical-based chain mechanism, which is initiated under operationally simple thermal conditions. Thanks to the synthetic versatility of the weak N–O bond, the densely functionalised spirocyclic products obtained with this method could be used to access other novel spirocyclic scaffolds, via divergent, two-step ring expansion reaction sequences. Considering the prominence of both benzisoxazoles and spirocycles in medicinal chemistry,<sup>[16,17]</sup> this work will enable diverse libraries of medicinally relevant spirocyclic molecules to be rapidly generated. The discovery that yrones tethered to electron deficient arenes undergo dearomative spirocyclisation should also encourage the exploration of analogous reactions with other arenes in future studies.

## Experimental Section

**General procedure for the synthesis of spirocycles 5:** To a solution of benzisoxazole-tethered ynone (0.2 mmol) in DCE (2 mL) in a sealed vial was added thiol (0.3 mmol). The reaction mixture was degassed with argon for 5 minutes, before being stirred at 60 °C for 20–24 h in a preheated metal heating block. The crude mixture was quenched with sat. aq. NaHCO<sub>3</sub> (5 mL) and extracted with CH<sub>2</sub>Cl<sub>2</sub> (3×5 mL). The organic layers were combined, dried over MgSO<sub>4</sub>, concentrated *in vacuo* and purified by column chromatography to afford the spirocycle product.

## Acknowledgements

The authors would like to thank the Development and Promotion of Science and Technology Talents Project (DPST),

Royal Thai Government. (N.I. EP/N035119/1), the University of York, and the University of Manchester for financial support. We would also like to thank Prof. Victor Chechik for helpful discussions.

## Conflict of Interests

The authors declare no conflict of interest.

## Data Availability Statement

The data that support the findings of this study are available in the supplementary material of this article.

**Keywords:** cascade · dearomatisation · radical · ring expansion · spirocyclisation

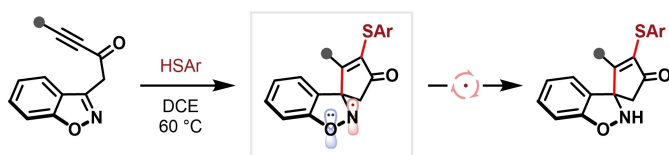
- [1] For selected reviews on radical cascades and dearomatising spirocyclisation, see: a) U. Wille, *Chem. Rev.* **2013**, *113*, 813–853; b) M. P. Plesniak, H.-M. Huang, D. J. Procter, *Nat. Chem. Rev.* **2017**, *1*, 0077; c) W.-C. Yang, M.-M. Zhang, J.-G. Feng, *Adv. Synth. Catal.* **2020**, *362*, 4446–4461; d) Y.-Z. Cheng, Z. Feng, X. Zhang, S.-L. You, *Chem. Soc. Rev.* **2022**, *51*, 2145–2170; e) C. Hu, J. Mena, I. V. Alabugin, *Nat. Chem. Rev.* **2023**, *7*, 405–423.
- [2] For selected examples of radical dearomatising spirocyclisation reactions, see: a) F. González-López de Turiso, D. P. Curran, *Org. Lett.* **2005**, *7*, 151–154; b) T. Lanza, R. Leardini, M. Minozzi, D. Nanni, P. Spagnolo, G. Zanardi, *Angew. Chem. Int. Ed.* **2008**, *47*, 9439–9442; c) W. Kong, M. Casimiro, N. Fuentes, E. Merino, C. Nevado, *Angew. Chem. Int. Ed.* **2013**, *52*, 13086–13090; d) L.-J. Wang, A.-Q. Wang, Y. Xia, X.-X. Wu, X.-Y. Liu, Y.-M. Liang, *Chem. Commun.* **2014**, *50*, 13998–14001; e) H. Cui, W. Wei, D. Yang, J. Zhang, Z. Xu, J. Wen, H. Wang, *RSC Adv.* **2015**, *5*, 84657–84661; f) D.-P. Jin, P. Gao, D.-Q. Chen, S. Chen, J. Wang, X.-Y. Liu, Y.-M. Liang, *Org. Lett.* **2016**, *18*, 3486–3489; g) W. Wei, H. Cui, D. Yang, H. Yue, C. He, Y. Zhang, H. Wang, *Green Chem.* **2017**, *19*, 5608–5613; h) C. R. Reddy, S. Yarlagadda, B. Ramesh, M. R. Reddy, B. Sridhar, B. V. S. Reddy, *Eur. J. Org. Chem.* **2017**, 2332–2337; i) Y. Zhang, J. Zhang, B. Hu, M. Ji, S. Ye, G. Zhu, *Org. Lett.* **2018**, *20*, 2988–2992; j) M. Zhu, K. Zhou, X. Zhang, S.-L. You, *Org. Lett.* **2018**, *20*, 4379–4383; k) M. Zhu, C. Zheng, X. Zhang, S.-L. You,



- J. Am. Chem. Soc.* **2019**, *141*, 2636–2644; l) A. R. Flynn, K. A. McDaniel, M. E. Hughes, D. B. Vogt, N. T. Jui, *J. Am. Chem. Soc.* **2020**, *142*, 9163–9168; m) Y. Zhang, C. Ma, J. Struwe, J. Feng, G. Zhu, L. Ackermann, *Chem. Sci.* **2021**, *12*, 10092–10096; n) F. Chen, Y. Zheng, H. Yang, Q.-Y. Yang, L.-Y. Wu, N. Zhou, *Adv. Synth. Catal.* **2022**, *364*, 1537–1542; o) M. Kashihara, K. Kosaka, N. Matsushita, S. Notsu, A. Osawa, Y. Nakao, *Synlett* **2023**, *34*, 1482–1486; p) C. R. Azpilcueta-Nicolas, D. Meng, S. Edelmann, J.-P. Lumb, *Angew. Chem. Int. Ed.* **2023**, *62*, e202215422; q) L. Zhang, F. Hu, L. Shen, L. Gao, Y. Yang, Z. Pan, C. Xia, *Org. Lett.* **2023**, *25*, 3168–3172.
- [3] a) F. Parsaee, M. C. Senarathna, P. B. Kannagara, S. N. Alexander, P. D. E. Arche, E. R. Welin, *Nat. Chem. Rev.* **2021**, *5*, 486–499; b) A. Ruffoni, R. C. Mykura, M. Bietti, D. Leonori, *Nat. Synth.* **2022**, *1*, 682–695.
- [4] a) H. E. Ho, A. Pagano, J. A. Rossi-Ashton, J. R. Donald, R. G. Epton, J. C. Churchill, M. J. James, P. O'Brien, R. J. K. Taylor, W. P. Unsworth, *Chem. Sci.* **2020**, *11*, 1353–1360; b) L. C. Chengwen, L. Xue, J. Zhou, Y. Zhao, G. Han, J. Hou, Y. Song, Y. Liu, *Org. Lett.* **2020**, *22*, 3291–3296; c) X.-J. Zhou, H.-Y. Liu, Z.-Y. Mo, X.-L. Ma, Y.-Y. Chen, H.-T. Tang, Y.-M. Pan, Y.-L. Xu, *Chem. Asian J.* **2020**, *15*, 1536–1539; d) N. Inprung, H. E. Ho, J. A. Rossi-Ashton, R. G. Epton, A. C. Whitwood, J. M. Lynam, R. J. K. Taylor, M. J. James, W. P. Unsworth *Org. Lett.* **2022**, *24*, 668–674; e) K.-F. Wei, X.-L. Jiang, G.-X. Ru, X.-H. Zhu, W.-B. Shen *Synlett* **2023**, *34*, 211–220.
- [5] For related dearomative spirocyclisation reactions with indole-tethered ynones, see: a) M. J. James, J. Cuthbertson, P. O'Brien, R. J. K. Taylor, W. P. Unsworth, *Angew. Chem. Int. Ed.* **2015**, *54*, 7640–7643; b) J. T. R. Liddon, M. J. James, A. K. Clarke, P. O'Brien, R. J. K. Taylor, W. P. Unsworth, *Chem. Eur. J.* **2016**, *22*, 8777–8780; c) A. K. Clarke, M. J. James, P. O'Brien, R. J. K. Taylor, W. P. Unsworth, *Angew. Chem. Int. Ed.* **2016**, *55*, 13798–13802; d) J. A. Rossi-Ashton, A. K. Clarke, R. J. K. Taylor, W. P. Unsworth, *Org. Lett.* **2020**, *22*, 1175–1181; e) N. Inprung, M. J. James, R. J. K. Taylor, W. P. Unsworth, *Org. Lett.* **2021**, *23*, 2063–2068.
- [6] For examples of 2c,3e bonds in organic synthesis, see: a) S. Mondal, B. Gold, R. K. Mohamed, I. V. Alabugin, *Chem. Eur. J.* **2014**, *20*, 8664–8669; b) C. J. Evoniuk, G. D. P. Gomes, S. P. Hill, S. Fujita, K. Hanson, I. V. Alabugin, *J. Am. Chem. Soc.* **2017**, *139*, 16210–16221; c) M. A. Syroeshkin, F. Kuriakose, E. A. Saverina, V. A. Timofeeva, M. P. Egorov, I. V. Alabugin, *Angew. Chem. Int. Ed.* **2019**, *58*, 5532–5550; d) Q. Elliott, Q. G. dos Passos Gomes, C. J. Evoniuk, I. V. Alabugin, *Chem. Sci.* **2020**, *11*, 6539–6555; e) A. J. Greener, P. Ubysz, W. Owens-Ward, G. Smith, I. Ocaña, A. C. Whitwood, V. Chechik, M. J. James, *Chem. Sci.* **2021**, *12*, 14641–14646; f) P. Eckhardt, Q. Elliot, I. V. Alabugin, T. Opatz, *Chem. Eur. J.* **2022**, e202201637; g) L. Duff, H. Meakin, A. Richardson, A. J. Greener, G. W. A. Smith, I. Ocaña, V. Chechik, M. J. James, *Chem. Eur. J.* **2023**, *29*, e202203807.
- [7] a) J. Hioe, D. Šakić, V. Vrček, H. Zipse, *Org. Biomol. Chem.* **2015**, *13*, 157–169; b) K. Kwon, R. T. Simons, M. Nandakumar, J. L. Roizen, *Chem. Rev.* **2022**, *122*, 2353–2428; c) C. Pratlley, S. Fenner, J. A. Murphy, *Chem. Rev.* **2022**, *122*, 8181–8260.
- [8] Spirocyclic **5a** could also be obtained in quantitative yield when the reaction was performed under air. However, we retained the use of argon throughout to help obtain consistent results.
- [9] D. A. Pratt, M. I. de Heer, P. Mulder, K. U. Ingold, *J. Am. Chem. Soc.* **2001**, *123*, 5518–5526.
- [10] F. Dénès, M. Pichowicz, G. Povie, P. Renaud, *Chem. Rev.* **2014**, *114*, 2587–2693.
- [11] H. P. Misra, *J. Biochem.* **1974**, *249*, 2151–2155.
- [12] All calculations were performed using the ORCA 5.0.2 software package: a) F. Neese, *WIREs Comput. Mol. Sci.* **2012**, *2*, 73–78; b) F. Neese, *WIREs Comput. Mol. Sci.* **2018**, *8*, e1327; c) F. Neese, *WIREs Comput. Mol. Sci.* **2022**, *12*, e1606.
- [13] Deposition Number(s) 2257467 (**5i**) and 2257468 (**6j**) contain(s) the supplementary crystallographic data for this paper. These data are provided free of charge by the joint Cambridge Crystallographic Data Centre and Fachinformationszentrum Karlsruhe Access Structures service.
- [14] Y.-R. Luo, *Comprehensive Handbook of Chemical Bond Energies*, **2007**, 10.1201/9781420007282.
- [15] C. Galli, A. Guarnieri, H. Koch, P. Mencarelli, Z. Rappoport, *J. Org. Chem.* **1997**, *62*, 4072–4077.
- [16] K. P. Rakesh, C. S. Shantharam, M. B. Sridhara, H. M. Manukumar, H.-L. Qin, *MedChemComm* **2017**, *8*, 2023–2039.
- [17] a) H. Zhang, E. B. Hay, S. J. Geib, D. P. Curran, *J. Am. Chem. Soc.* **2013**, *135*, 16610–16617; b) Y. Zheng, C. M. Tice, S. B. Singh, *Bioorg. Med. Chem. Lett.* **2014**, *24*, 3673; c) Y.-J. Zheng, C. M. Tice, *Expert Opin. Drug Discovery* **2016**, *11*, 831–834; d) K. Hiesinger, D. Dar'in, E. Proschak, M. Krasavin, *J. Med. Chem.* **2021**, *64*, 150–183; e) K. Fominova, T. Diachuk, D. Granat, T. Savchuk, V. Vilchynskiy, O. Svitlychnyi, V. Meliantsev, I. Kovalchuk, E. Litskan, V. V. Levterov, V. R. Badlo, R. I. Vaskevych, A. I. Vaskevych, A. V. Bolbut, V. V. Semeno, R. Iminov, K. Shvydenko, A. S. Kuznetsova, Y. V. Dmytriv, D. Vysochyn, V. Ripenko, A. A. Tolmachev, O. Pavlova, H. Kuznietsova, I. Pishel, P. Borysko, P. K. Mykhailiuk, *Chem. Sci.* **2021**, *12*, 11294–11305; f) L. Yu, A. Dai, W. Zhang, A. Liao, S. Guo, J. Wu, *J. Agric. Food Chem.* **2022**, *70*, 10693–10707.

Manuscript received: June 20, 2023  
Revised manuscript received: August 9, 2023  
Accepted manuscript online: August 15, 2023  
Version of record online: ■■■, ■■■

## RESEARCH ARTICLE



The synthesis of densely functionalised spirocyclic products through a radical dearomative spirocyclisation chain mechanism is described. The

spirocyclic products were converted into other spirocyclic scaffolds through a two-step ring expansion sequence.

*N. Inprung, Dr. A. C. Whitwood, Prof. R. J. K. Taylor, Dr. M. J. James\*, Dr. W. P. Unsworth\**

1 – 6

**Radical Dearomatising Spirocyclisation of Benzisoxazole-Tethered Yrones**

