



This is a repository copy of *Making BEASTies: dynamical formation of planetary systems around massive stars*.

White Rose Research Online URL for this paper:

<https://eprints.whiterose.ac.uk/203452/>

Version: Accepted Version

Article:

Parker, R.J. orcid.org/0000-0002-1474-7848 and Daffern-Powell, E.C. orcid.org/0000-0002-3767-8187 (2022) Making BEASTies: dynamical formation of planetary systems around massive stars. *Monthly Notices of the Royal Astronomical Society: Letters*, 516 (1). L91-L95. ISSN 1745-3925

<https://doi.org/10.1093/mnrasl/slac086>

This article has been accepted for publication in *Monthly Notices of the Royal Astronomical Society* © 2022 The Author(s). Published by Oxford University Press on behalf of the Royal Astronomical Society. All rights reserved.

Reuse

Items deposited in White Rose Research Online are protected by copyright, with all rights reserved unless indicated otherwise. They may be downloaded and/or printed for private study, or other acts as permitted by national copyright laws. The publisher or other rights holders may allow further reproduction and re-use of the full text version. This is indicated by the licence information on the White Rose Research Online record for the item.

Takedown

If you consider content in White Rose Research Online to be in breach of UK law, please notify us by emailing eprints@whiterose.ac.uk including the URL of the record and the reason for the withdrawal request.



eprints@whiterose.ac.uk
<https://eprints.whiterose.ac.uk/>

Making BEASTies: dynamical formation of planetary systems around massive stars

Richard J. Parker  † and Emma C. Daffern-Powell 

Department of Physics and Astronomy, The University of Sheffield, Hicks Building, Hounsfield Road, Sheffield S3 7RH, UK

Accepted 2022 July 25. Received 2022 July 18; in original form 2022 June 23

ABSTRACT

Exoplanets display incredible diversity, from planetary system architectures around Sun-like stars that are very different from our Solar system, to planets orbiting post-main-sequence stars or stellar remnants. Recently, the B-star Exoplanet Abundance Study (BEAST) reported the discovery of at least two super-Jovian planets orbiting massive stars in the Sco Cen OB association. Whilst such massive stars do have Keplerian discs, it is hard to envisage gas giant planets being able to form in such hostile environments. We use N -body simulations of star-forming regions to show that these systems can instead form from the capture of a free-floating planet or the direct theft of a planet from one star to another, more massive star. We find that this occurs on average once in the first 10 Myr of an association’s evolution, and that the semimajor axes of the hitherto confirmed BEAST planets (290 and 556 au) are more consistent with capture than theft. Our results lend further credence to the notion that planets on more distant (> 100 au) orbits may not be orbiting their parent star.

Key words: methods: numerical – planets and satellites: dynamical evolution and stability – stars: kinematics and dynamics – stars: early-type – open clusters and associations: general.

1 INTRODUCTION

Planetary systems are ubiquitous in the Galaxy, with more than 5000 discovered to date¹ and many more candidate systems requiring follow-up observations and confirmation. Furthermore, the planetary systems observed around other stars are incredibly diverse, from systems of tightly-packed, close-in terrestrial planets (Borucki et al. 2013) to Hot Jupiters (Mayor & Queloz 1995) and super-Jupiter ($\gtrsim 10 M_{\text{Jup}}$) mass planets often orbiting at large distances from their host stars (Marois et al. 2008; Quanz et al. 2010).

The latter group of planets, almost all found via high-contrast imaging, are particularly interesting as they perhaps more than most challenge our ideas of planet formation. Whilst they may form *in situ* through disc fragmentation (Boss 1997; Mayer et al. 2002), they may have formed closer into their host stars and subsequently moved via dynamical processes, either with other planets in the system (Davies et al. 2013), or through the direct (Laughlin & Adams 1998; Smith & Bonnell 2001; Parker & Quanz 2012) and indirect (Fabrycky & Tremaine 2007; Malmberg, Davies & Chambers 2007; Parker & Goodwin 2009) influence of other stars in the stellar birth environment.

Furthermore, recent work has shown that planets can be captured (where they are free-floating in the star-forming region, and then become bound to another star following an encounter), or even stolen in a direct exchange between two stars, with the planet ending up on

a bound orbit around the other star (Daffern-Powell, Parker & Quanz 2022).

In addition to solar- and low-mass stars (around which planetary systems are ubiquitous in the Galactic disc), star-forming regions also host more massive ($\gtrsim 2.4 M_{\odot}$) O- and B-type stars, which due to their mass, and the fact they are often in binary systems (Sana et al. 2013; Villaseñor et al. 2021), have a higher cross-section for encounters and thus may be able to steal or capture planets more efficiently than low-mass stars.

Recently, Janson et al. (2021a) initiated the B-star Exoplanet Abundance Study (BEAST) to detect giant planets orbiting massive OB type stars, stars with masses $\gtrsim 2.4 M_{\odot}$. The study immediately bore fruit with the detection of a super-Jupiter-mass planet orbiting at 556 au around *b* Cen AB, a 6–10 M_{\odot} binary star (Janson et al. 2021b); and two similar-mass planets orbiting at 21 au and 290 au around μ^2 Sco, a 9 M_{\odot} star (Squicciarini et al. 2022).

Whilst massive stars are observed to host Keplerian discs (Cesaroni et al. 2005; Johnston et al. 2015), which could in principle facilitate the rapid formation of gas giant planets, the intense radiation fields emitted from these stars are likely to cause photoevaporation of the disc, which will significantly hinder, or even prevent planet formation (e.g. Armitage 2000; Nicholson et al. 2019). In this letter, we explore an alternative scenario for making the BEAST systems, namely that they are stolen or captured in their birth star-forming regions. The BEAST systems (hereafter ‘BEASTies’) are observed in OB associations, which typically have a low global stellar density (Wright et al. 2014), but have pockets of dense substructure in which dynamical encounters (and the theft and capture of planetary mass objects) can occur (Parker et al. 2014). Alternatively, some authors posit that OB associations were much more dense at formation, and

* E-mail: R.Parker@sheffield.ac.uk

† Royal Society Dorothy Hodgkin Fellow

¹ https://exoplanetarchive.ipac.caltech.edu/docs/counts_detail.html

that stellar feedback mechanisms cause the rapid expansion of these regions (Kroupa, Aarseth & Hurley 2001). Both of these scenarios are consistent with the simulations we adopt in this work.

The letter is organized as follows. We outline our methods in Section 2, we present our results in Section 3, and we draw conclusions in Section 4.

2 METHOD

We use a subset of the N -body simulations described in Daffern-Powell et al. (2022), which contain $N_* = 1000$ stars, drawn from a Maschberger (2013) initial mass function (IMF) with a probability distribution of the form

$$p(m) \propto \left(\frac{m}{\mu}\right)^{-\alpha} \left(1 + \left(\frac{m}{\mu}\right)^{1-\alpha}\right)^{-\beta}. \quad (1)$$

Here, $\mu = 0.2 M_\odot$ is the scale parameter, or ‘peak’ of the IMF (Bastian, Covey & Meyer 2010; Maschberger 2013), $\alpha = 2.3$ is the Salpeter (1955) power-law exponent for higher mass stars, and $\beta = 1.4$ describes the slope of the IMF for low-mass objects (which also deviates from the lognormal form; Bastian et al. 2010). We randomly sample this distribution in the mass range $0.1\text{--}50 M_\odot$, such that brown dwarfs are not included in the simulations. This distribution is sampled stochastically, so different realizations of the same simulation contain different numbers of massive stars, but we obtain between 44 and 65 stars with masses $\gtrsim 2.4 M_\odot$, the lower mass limit for host stars in the BEAST papers.

For simplicity (and to reduce computational expense) we do not include primordial stellar binaries, although these are ubiquitous in star-forming regions (Duchêne & Kraus 2013), and the first BEASTie discovered orbits a massive star binary. The effect of ignoring binaries is to effectively reduce the numbers of stolen and captured stars in the simulations, because a binary presents a larger cross-section for interaction. Half of the stars with masses $< 2.4 M_\odot$ are randomly assigned a $1 M_{\text{Jup}}$ planet with semimajor axis $a_p = 30$ au and zero eccentricity.

The stars (and their planetary systems) are distributed within a box-fractal distribution (Goodwin & Whitworth 2004; Daffern-Powell & Parker 2020) to mimic the spatial and kinematic substructure observed in many star-forming regions. We adopt a fractal dimension $D = 1.6$, which is the highest degree of substructure possible in three dimensions. The velocities are set such that nearby stars have similar velocities (i.e. a small local velocity dispersion), whereas distant stars can have very different velocities, similar to the observed Larson (1981) laws. This high degree of substructure facilitates interactions early on in the simulations, even if the density decreases due to the dynamical expansion of the regions. We set the radius of the fractals to be $r_F = 1$ pc, resulting in an *initial* median local stellar density in the fractals of $\bar{\rho} \sim 10^4 M_\odot \text{pc}^{-3}$.

We scale the velocities of the stars such that the global virial ratio is $\alpha_{\text{vir}} = T/|\Omega|$, where T and $|\Omega|$ are the total kinetic and potential energies, respectively. We adopt an initial virial ratio $\alpha_{\text{vir}} = 1.5$, which is an unbound, supervirial velocity field. The kinematic substructure in the fractals is set up in such a way that the local clumps of stars may be bound, or even subvirial, but the overall motion of the star-forming region is to expand, due to the virial ratio.

These initial conditions are adopted as a guess at the initial conditions of the Sco Cen OB association targeted by BEAST. Kroupa et al. (2001) postulated that OB associations are the expanded remnants of compact star clusters, whereas other authors have shown that the kinematics of these regions suggests that they were never

more dense in the past (Wright et al. 2014, 2016; Ward & Kruijssen 2018). More recent work, however, has shown evidence of expansion in other regions (Kounkel et al. 2018; Quintana & Wright 2022), which has been attributed to feedback.

Whilst our simulations do not include stellar feedback, they expand overall (which could be due to feedback, or the region could simply have formed unbound) whilst still containing substructure akin to the filamentary appearance of young star-forming regions.

Although our simulations are designed to mimic a Sco Cen-like association, it is not our aim to exactly match the observed region in detail. The Sco Cen region is comprised of three sub groups, and also borders another star-forming region, Ophiuchus (Preibisch & Mamajek 2008). At best, our simulations are only a very rough approximation of the region.

To assess the statistical significance, we run 20 realizations of the same simulation, identical apart from the random number seed used to initialize the initial mass, velocity, and position distributions. The simulations are evolved for 10 Myr using the `kira` integrator within the `Starlab` environment (Portegies Zwart et al. 1999, 2001). We do not include stellar evolution in the simulations, although mass-loss from massive stars could change the orbits of planets once they have been captured or stolen.

We analyse the simulations at an age of 10 Myr. In Daffern-Powell et al. (2022), the rate of theft and capture of planets was highest earlier on (between 0.1–2 Myr), but many of these planets were not stable in the long-term. At 10 Myr, our simulations have evolved past the stage at which captured/stolen planets could be further disrupted by stellar encounters. We therefore have a better idea of which stolen/captured planets will be stable in the long-term, and we also are comparing them to ages commensurate with the association targeted by the BEAST observations (the age of Sco Cen is likely between 10–20 Myr, Pecaut & Mamajek 2016; Janson et al. 2021a).

3 RESULTS

We search for stolen planets – those that are directly exchanged between stars and do not spend any time as unbound free-floating planets, as well as captured planets – which do spend some time as a free-floating planet before forming a bound orbit around another star. We then categorize the planets based on the host star’s mass; if the star mass is $\geq 2.4 M_\odot$, we classify the planet as a BEASTie.

In Fig. 1, we show three examples (out of twenty) of the spatial distributions of the simulated OB associations after 10 Myr. These simulations sometimes evolve into binary clusters (Arnold et al. 2017), i.e. two subclusters of stars orbiting each other (Fig. 1a). In around 60 per cent of the simulations, the spatial configuration is more filamentary (e.g. Figs 1b and 1c).

In two of the three panels in Fig. 1, the OB associations form BEASTies, shown by the solid orange triangles (captured) and solid blue circles (stolen). Planets that form part of a triple system are shown by the orange open triangle, and all the OB stars are shown by the grey circles. We find no correlation between the numbers of BEASTies and the morphology of the association, or on the overall numbers of OB stars.

As the number of stars $\geq 2.4 M_\odot$ is inherently small due to the nature of the IMF (between 44 and 65, depending on the simulation, compared to around 85 targets in the BEAST observations, which are of a more populous region than our simulations), and the overall combined frequency of captured and stolen planets is only ~ 4 per cent (Daffern-Powell et al. 2022), we do not necessarily expect many (if any) BEASTies in each simulation.

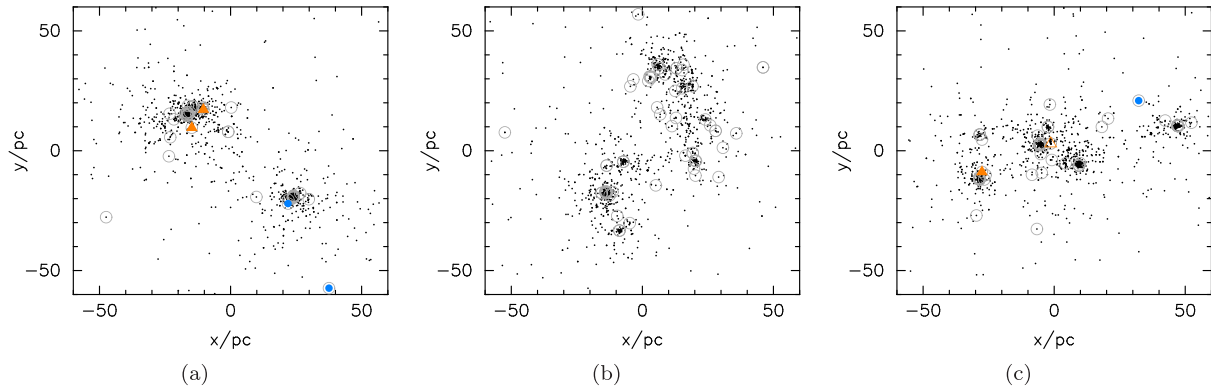


Figure 1. Snapshots of three simulated OB associations after 10 Myr of evolution. On the left is a binary cluster, and centre and right show more filamentary-like morphologies. In panels (a) and (c) the filled orange triangles and blue circles are captured or stolen BEASTie planets, respectively, whereas the open orange triangle in panel (c) is a BEASTie within a triple system. In all panels, OB stars are indicated by the grey circles, and we note that in panel (b) this association contains no BEASTies.

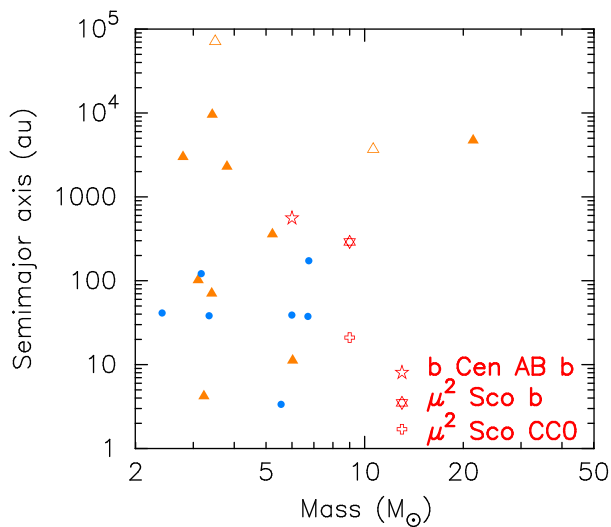


Figure 2. Semimajor axis versus host star mass of captured (orange triangles) and stolen (blue circles) BEASTies in all twenty of our simulations. Planets that are part of a triple system are shown by the open orange triangles. We also show the observed objects from the BEAST project by the red points (Janson et al. 2021b; Squicciarini et al. 2022).

Across twenty simulations (identical aside from the random number seed used to initialize the masses, positions, and velocities of the stars), we find 7 stolen planets, and 11 captured planets orbiting massive stars. In other words, we expect around one BEASTie per star-forming region, although in some instances we may have two or three BEASTies in one region, and none in another. We therefore posit that not every observed OB association should contain BEASTies; if observations subsequently show these systems are more common, or are found in *every* star-forming region, this would suggest an alternative formation mechanism for these objects.

In Fig. 2, we show the semimajor axis versus mass of the BEASTies in our simulations, as well as the three observed examples from Janson et al. (2021b) and Squicciarini et al. (2022). The captured BEASTies in our simulations are shown by the orange triangles, and the stolen BEASTies are shown by the blue circles. The most ‘extreme’ system formed in our simulation is when one of the captured BEASTies orbits a $21 M_{\odot}$ star at a semimajor axis of 4727 au. We do not include stellar evolution in our simulations,

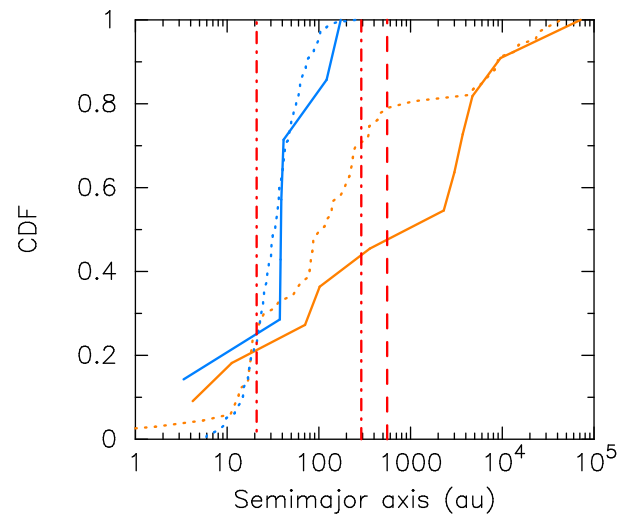


Figure 3. Semimajor axes distributions of stolen (solid blue curve) and captured (solid orange curve) BEASTies in all twenty simulations. For comparison, we show the semimajor axes of planets stolen or captured by low-mass ($<2.4 M_{\odot}$) stars by the dotted blue and orange curves, respectively. We show the semimajor axes for the observed BEAST systems by the vertical red lines; the planets around μ^2 Sco are shown by the dot-dashed lines and the planet orbiting *b* Cen AB is shown by the dashed line.

but at the age at which we perform our analysis (10 Myr) we would probably expect this star to have already exploded as a supernova, or at the very least have traversed the giant branch (e.g. Limongi & Chieffi 2006).

We find two instances of planets which are part of a triple system that form via capture, shown by the open triangles in Fig. 2. One shows a triple system consisting of a planet orbiting a $0.15 M_{\odot}$ star, which forms a triple with a much more distant $3.5 M_{\odot}$ star. The semimajor axis of the outer orbit is 71376 au, with a very high eccentricity of 0.97. This system forms late in the simulation (at 9.5 Myr), but is seen in each of the subsequent snapshots. The second system is similar, in that a low-mass ($0.20 M_{\odot}$) star with a planet orbiting at 27 au forms a triple with a $10.6 M_{\odot}$ star, where the outer orbit semimajor axis is 3700 au and eccentricity $e = 0.80$. This system forms much earlier, at 1 Myr, and is present throughout.

We find that several of our BEASTies lie close to the values for the three observed systems in the BEAST papers. In Fig. 3, we

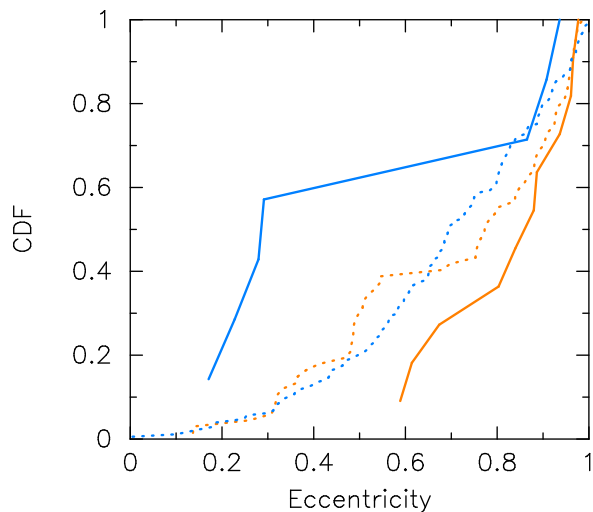


Figure 4. Orbital eccentricity distributions of stolen (solid blue curve) and captured (solid orange curve) BEASTies in all twenty simulations. For comparison, we show the semimajor axes of planets stolen or captured by low-mass ($<2.4 M_{\odot}$) stars by the dotted blue and orange curves, respectively.

show the cumulative distributions of semimajor axes of stolen and captured planets around stars $m \geq 2.4 M_{\odot}$ (the solid blue and orange curves, respectively), as well as the distributions for planets stolen or captured around stars with mass $m < 2.4 M_{\odot}$ (the dotted blue and orange curves, respectively).

For comparison, we show the semimajor axes for the observed BEAST systems by the vertical red lines; the planets around μ^2 Sco are shown by the dot-dashed lines and the planet orbiting *b* Cen AB is shown by the dashed line. We note that no stolen planets in our simulations have semimajor axes >200 au, so we posit that the *b* Cen AB b and μ^2 Sco b planets (semimajor axes 556 au and 290 au, respectively) likely formed via capture, with theft more likely for the μ^2 Sco CC0 (candidate) planet.

From inspection, the semimajor axes distributions of the stolen BEASTies are similar to the semimajor axes of stolen planets around low-mass stars (compare the dashed blue and solid blue curves in Fig. 3), but the distributions for captured planets (the dotted and solid orange curves) appear visually different. However, from a KS test we cannot reject the hypothesis that they share the same underlying parent distribution.

In Fig. 4, we show the cumulative distributions of orbital eccentricities of the BEASTies formed in our simulations through theft or capture by stars $m \geq 2.4 M_{\odot}$ (the solid blue and orange curves, respectively). We also show the distributions for planets stolen or captured around stars with mass $m < 2.4 M_{\odot}$ (the dotted blue and orange curves, respectively).

When performing a KS-test on the distributions, the low p-value (<0.1) might lead us to reject the hypothesis that the stolen BEASTies share the same underlying parent eccentricity distribution as those forming around lower mass stars, despite their formation channels being identical. The eccentricity distributions of the captured BEASTies, and the stolen and captured planets around lower mass stars, are consistent with being drawn from a thermal distribution (Heggie 1975), which is expected for binary systems that form dynamically (see also Perets & Kouwenhoven 2012).

4 CONCLUSIONS

Motivated by the BEAST study (Janson et al. 2021a), we perform N -body simulations of star-forming regions that evolve into OB associations and determine the number of planets that are captured or stolen on to orbits around OB stars ($m \geq 2.4 M_{\odot}$), as well as their orbital properties. Each simulation contains 1000 stars, with a planet orbiting around half of the low-mass ($<2.4 M_{\odot}$) stars. Our conclusions are the following:

(i) Across 20 simulations each containing ~ 450 planets, a total of 11 planets are captured by OB stars, and a further 7 are stolen from a lower mass star during 10 Myr of dynamical evolution.

(ii) The semimajor axes of the captured BEASTies range between 4 au– 10^5 au, whereas the stolen planets span a narrower range (3 au–200 au). As two of the three planets discovered so far by BEAST orbit at distances >200 au, we posit that these planets are captured as their host OB association dynamically evolved.

(iii) The masses of the OB stars are usually between 2– $8 M_{\odot}$, suggesting that if the planets remain dynamically stable, they would not immediately be affected by the star exiting the main sequence. We do find one system, however, that consists of a planet orbiting a $21 M_{\odot}$ star at several thousand au.

(iv) The semimajor axis distributions of stolen and captured BEASTies are similar to those of planets formed the same way around low-mass stars. Intriguingly, the eccentricity distributions are similar for captured planets, but different for stolen planets, although we are hamstrung by low-number statistics.

(v) There is an average of just less than one BEASTie planet per simulation, although this is stochastic; some associations may form up to four BEASTies, whereas other associations do not form any.

Our results are an extension of previous work that shows planets at distances >100 au may not be orbiting their parent star (Parker & Quanz 2012; Perets & Kouwenhoven 2012; Li & Adams 2015; Mustill, Raymond & Davies 2016; Daffern-Powell et al. 2022).

ACKNOWLEDGEMENTS

We thank the anonymous referee for a prompt and helpful report. RJP acknowledges support from the Royal Society in the form of a Dorothy Hodgkin Fellowship.

DATA AVAILABILITY

The data underlying this article will be shared on reasonable request to the corresponding author.

REFERENCES

- Armitage P. J., 2000, *A&A*, 362, 968
 Arnold B., Goodwin S. P., Griffiths D. W., Parker R. J., 2017, *MNRAS*, 471, 2498
 Bastian N., Covey K. R., Meyer M. R., 2010, *ARA&A*, 48, 339
 Borucki W. J. et al., 2013, *Science*, 340, 587
 Boss A. P., 1997, *Science*, 276, 1836
 Cesaroni R., Neri R., Olmi L., Testi L., Walmsley C. M., Hofner P., 2005, *A&A*, 434, 1039
 Daffern-Powell E. C., Parker R. J., 2020, *MNRAS*, 493, 4925
 Daffern-Powell E. C., Parker R. J., Quanz S. P., 2022, *MNRAS*, 514, 920
 Davies M. B., Adams F. C., Armitage P., Chambers J., Ford E., Morbidelli A., Raymond S. N., Veras D., 2013, in Beuther H., Klessen R.S., Dullemond C.P., Henning T., eds, *Protostars and Planets VI*. University of Arizona Press, Tucson, p. 787

- Duchêne G., Kraus A., 2013, *ARA&A*, 51, 269
 Fabrycky D., Tremaine S., 2007, *ApJ*, 669, 1298
 Goodwin S. P., Whitworth A. P., 2004, *A&A*, 413, 929
 Heggie D. C., 1975, *MNRAS*, 173, 729
 Janson M. et al., 2021a, *A&A*, 646, A164
 Janson M. et al., 2021b, *Nature*, 600, 231
 Johnston K. G. et al., 2015, *ApJ*, 813, L19
 Kounkel M. et al., 2018, *AJ*, 156, 84
 Kroupa P., Aarseth A., Hurley J., 2001, *MNRAS*, 321, 699
 Larson R. B., 1981, *MNRAS*, 194, 809
 Laughlin G., Adams F. C., 1998, *ApJ*, 508, L171
 Li G., Adams F. C., 2015, *MNRAS*, 448, 344
 Limongi M., Chieffi A., 2006, *ApJ*, 647, 483
 Malmberg D., Davies M. B., Chambers J. E., 2007, *MNRAS*, 377, L1
 Marois C., Macintosh B., Barman T., Zuckerman B., Song I., Patience J., Lafrenière D., Doyon R., 2008, *Science*, 322, 1348
 Maschberger T., 2013, *MNRAS*, 429, 1725
 Mayer L., Quinn T., Wadsley J., Stadel J., 2002, *Science*, 298, 1756
 Mayor M., Queloz D., 1995, *Nature*, 378, 355
 Mustill A. J., Raymond S. N., Davies M. B., 2016, *MNRAS*, 460, L109
 Nicholson R. B., Parker R. J., Church R. P., Davies M. B., Fearon N. M., Walton S. R. J., 2019, *MNRAS*, 485, 4893
 Parker R. J., Goodwin S. P., 2009, *MNRAS*, 397, 1041
 Parker R. J., Quanz S. P., 2012, *MNRAS*, 419, 2448
 Parker R. J., Wright N. J., Goodwin S. P., Meyer M. R., 2014, *MNRAS*, 438, 620
 Pecaut M. J., Mamajek E. E., 2016, *MNRAS*, 461, 794
 Perets H. B., Kouwenhoven M. B. N., 2012, *ApJ*, 750, 83
 Portegies Zwart S. F., Makino J., McMillan S. L. W., Hut P., 1999, *A&A*, 348, 117
 Portegies Zwart S. F., McMillan S. L. W., Hut P., Makino J., 2001, *MNRAS*, 321, 199
 Preibisch T., Mamajek E., 2008, in Reipurth B., ed., *Handbook of Star Forming Regions*. Vol. 5, p. 235
 Quanz S. P. et al., 2010, *ApJ*, 722, L49
 Quintana A. L., Wright N. J., 2022, *MNRAS*, 515, 687
 Salpeter E. E., 1955, *ApJ*, 121, 161
 Sana H., de Koter A., de Mink S. E., Dunstall P. R., Evans C. J., et al., 2013, *A&A*, 550, A107
 Smith K. W., Bonnell I. A., 2001, *MNRAS*, 322, L1
 Squicciarini V. et al., 2022, *A&A*, 664, A9
 Villaseñor J. I. et al., 2021, *MNRAS*, 507, 5348
 Ward J. L., Kruijssen J. M. D., 2018, *MNRAS*, 475, 5659
 Wright N. J., Parker R. J., Goodwin S. P., Drake J. J., 2014, *MNRAS*, 438, 639
 Wright N. J., Bouy H., Drew J. E., Sarro L. M., Bertin E., Cuillandre J.-C., Barrado D., 2016, *MNRAS*, 460, 2593

This paper has been typeset from a $\text{\TeX}/\text{\LaTeX}$ file prepared by the author.