



Deposited via The University of Leeds.

White Rose Research Online URL for this paper:

<https://eprints.whiterose.ac.uk/id/eprint/201766/>

Version: Accepted Version

---

**Article:**

Al-Samarraie, H., Sarsam, S.M. and Alzahrani, A.I. (2023) Haptic technology in society: A sentiment analysis of public engagement. *Computers in Human Behavior*, 147. 107862. ISSN: 0747-5632

<https://doi.org/10.1016/j.chb.2023.107862>

---

© 2023, Elsevier. This manuscript version is made available under the CC-BY-NC-ND 4.0 license <http://creativecommons.org/licenses/by-nc-nd/4.0/>.

**Reuse**

This article is distributed under the terms of the Creative Commons Attribution-NonCommercial-NoDerivs (CC BY-NC-ND) licence. This licence only allows you to download this work and share it with others as long as you credit the authors, but you can't change the article in any way or use it commercially. More information and the full terms of the licence here: <https://creativecommons.org/licenses/>

**Takedown**

If you consider content in White Rose Research Online to be in breach of UK law, please notify us by emailing [eprints@whiterose.ac.uk](mailto:eprints@whiterose.ac.uk) including the URL of the record and the reason for the withdrawal request.

## **Haptic technology in society: A sentiment analysis of public engagement**

### **Abstract**

5 With the rapid rise of metaverse spaces, the integration of haptic  
technology has become an integral part of users' immersion and  
engagement in different domains. This study shades the light on public  
engagement with haptic technology applications in various contexts. The  
YouTube Application Programming Interface was used to extract data  
10 about haptic technology within a specific time period. Public  
engagement was estimated based on users' cognitive and behavioral  
engagement with haptic-video materials. A topic modeling approach was  
used to extract the main topics associated with haptic technology. The  
main types of users' emotions and their word association were extracted  
15 using the association rules mining technique. The results showed that  
public engagement with haptic technology was mostly observed in few  
categories (e.g., gaming). Joy and positive sentiments were strongly  
associated with the extracted topics. The findings offer new insights into  
the tendency of utilizing haptic technology across communities. The  
20 outcomes can help industries and decision makers understand ways to  
improve the integration of haptic technology in according to the needs of  
specific domains.

25 **Keywords:** *haptic technology; haptics; technology and society;  
sentiment analysis*

## 1. Introduction

The recent innovations in haptic technology have opened new ways for people to immerse and engage in virtual environments. Haptic technology is defined as the technology of applying touch sensation while interacting with a physical or virtual environment (Sreelakshmi & Subash, 2017). Other haptic-related terminologies (e.g., haptic interfaces, feedback, display, devices, etc.) have been widely used by many scholars to describe the role of technology in context specific situations.

Industries, organizations, and individuals have been engaging in the development, design, and utilization of haptic technology in an attempt to compensate for the lack of human contact in the virtual world. To this end, there is limited knowledge of how the technology is perceived by people in different contexts and situations (Bermejo & Hui, 2021). In addition, assessing certain cognitive and emotional aspects in relation to individuals' use of technology or service is critical for future utilization and development (Makransky & Petersen, 2021). Traditionally, individual cognitive and emotional attributes are commonly collected and analyzed by neuropsychologists through different means (e.g., facial expressions, eye-movements, brain activation, and questionnaire). While these measures are valuable in characterizing the fundamental mechanisms of individuals' experience, they pose some challenges of limited sample sizes and relatively high cost of experiment (Huang et al., 2017). Yet, with the rapid development of microblogs, it is possible now to assess people's thoughts and feelings about a specific type of technology.

Social media generates large volumes of real-time social signals which can offer new insight on human behavior and emotions (Sarsam & Al-Samarraie, 2022; Sarsam et al., 2022). People all over the world are constantly engaging (e.g., cognitively and emotionally) with social media. People's engagement with social media has always been viewed as one source that can help policy makers, businesses, and organizations understand how effectively a technology or service can be integrated or used. With that said, this study explored public's engagement with haptic technology from cognitive and behavioral perspectives. The study also looked at the different types of emotions associated with public haptic engagement. This study is the first of its kind to investigate public haptic engagement using a sentiment analysis approach. Outcomes from this study are sought to provide an early indication of public engagement with haptic technology. Furthermore, understanding people engagement with haptic inclusion can help businesses and organizations to recognize key areas and topics that feed into current policy agendas.

## 70 **2. Literature review**

Extended reality, in the form of virtual and augmented reality (VR/AR), is sought to provide an immersive experience for users through seamless interaction with visual and auditory cues. With the aid of haptic technology, the VR/AR industry has grown rapidly over the past decades to various domains such as tele-manipulation, medical/military training, and gaming entertainment (Yang et al., 2021). In addition, it has become an adynamic emerging technology supported by the recent advances in computer graphics, sensors/tracking technologies, and integrated circuit

manufacturing techniques. People now connect and meet others virtually  
80 in an immersive environment to communicate more effectively.

Considering the continually evolving cutting-edge VR technologies, haptics plays a significant role in providing multisensory feedback to enhance user experience. Instead of using massive equipment to provide kinesthetic feedback, vibrotactile based haptic actuators such as the  
85 eccentric rotating mass (ERM), linear resonant actuator (LRA) and piezoceramic actuators, are widely commercialized (Dementyev et al., 2020; Martínez et al., 2020). To provide portability and degree-of-freedom in users' interaction with virtual environments, people demand more compact with high-resolution haptic feedback. Haptic technology  
90 refers to the use of machines to replace human touch through telerobotic or haptic interfaces (Srinivasan, 1995). Most haptic technology relay on detecting and monitoring positions or contact forces from certain parts of the body. This includes predicting and visualizing haptic information based on the position and forces taken from users. Haptic technologies  
95 based on certain tactile sensations have become prominent over the last couple of years. Some scholars reported that the main advantage of haptic technology is in the creation and rendering of sense of touch and feel of virtual objects (Biswas & Visell, 2021; Yang et al., 2021). This can be achieved by using various prediction algorithms and software  
100 architectures. In addition, most haptic devices available in the market uses force feedback and vibrotactile feedback to stimulate sense of touch via joysticks, robotic arms, and actuation systems (Wee et al., 2021). As such, the technology has been perceived differently in various communities. Furthermore, understanding public engagement with

105 haptic technologies is critical to ensuring their effectiveness in a specific  
domain (Webb et al., 2022). Previous research on the use of haptic  
technology focused mainly on the development and use of the  
technology in a discipline specific context. For example, Brewster  
(2017) reported some of the possibilities of haptic technology and its use  
110 in cultural applications. The study was limited to exploring how the  
visual displays of haptic technology can be extended to make them  
realistic, useful and engaging for museum visitors. Meanwhile, other  
previous studies (e.g., Breitschaft et al., 2019; Fallows et al., 2022;  
Goldsworthy et al., 2020; Kirginas, 2022; Ustunel & Keles, 2019) looked  
115 at the potential of haptic technology in various disciplines such as  
medical, education, automotive, entertainment, and safety. These studies  
were only looking at how the technology can be used to facilitate  
individuals' interaction with the task.

The literature also revealed a notable lack in understanding emotions  
120 a user may experience when using haptic technology. Such  
understanding has been viewed by many scholars (e.g., Bielezorov et al.,  
2019; Dzedzickis et al., 2020; Lu et al., 2019) as an important aspect for  
the development of human interaction with the virtual world. In contrast,  
identifying the social functions of emotions in haptic-related contexts  
125 can provide designers and developers of the technology with the  
necessary clues to design effective sensational experience that promote  
both users' immersion and engagement in the virtual world (Jewitt et al.,  
2022). Based on these, it can be concluded that exploring public  
engagement with haptic technology can open new avenues in the design  
130 and development of the technology. Previous studies have mainly looked

at aspects related to 1) the application of technology in different contexts, 2) development of haptic systems, and 3) assessment of haptic interaction. Based on these, this study aims to answer the following key questions: 1) ‘What are public cognitive and behavioral engagement with haptic technologies?’, 2) ‘What are the main topics associated with haptic technology?’, and ‘What are the embedded sentiments in haptic technology-related topics?’. To achieve this, social media sites, such as YouTube, was used to characterize how users perceive the technology through understanding their reactions to haptic-related video materials. It is anticipated that outcomes from this work can pave the way for high-tech businesses to effectively customize future haptic systems.

### **3. Method**

A combination of sentiment analysis and topic modeling approaches were considered in this study to reveal recent haptic trends on YouTube. The reason for choosing YouTube as the main data collection platform in this study back to its capability in categorizing videos by topics. This allowed us to link certain sentiments / topic to a specific category (e.g., science, gaming, etc.). The implemented process consists of data collection, video categorization, data pre-processing, estimation of behavioral engagement, estimation of cognitive engagement, topic modeling, emotion extraction, part-of-speech tagging, and association rules mining (see Figure 1).

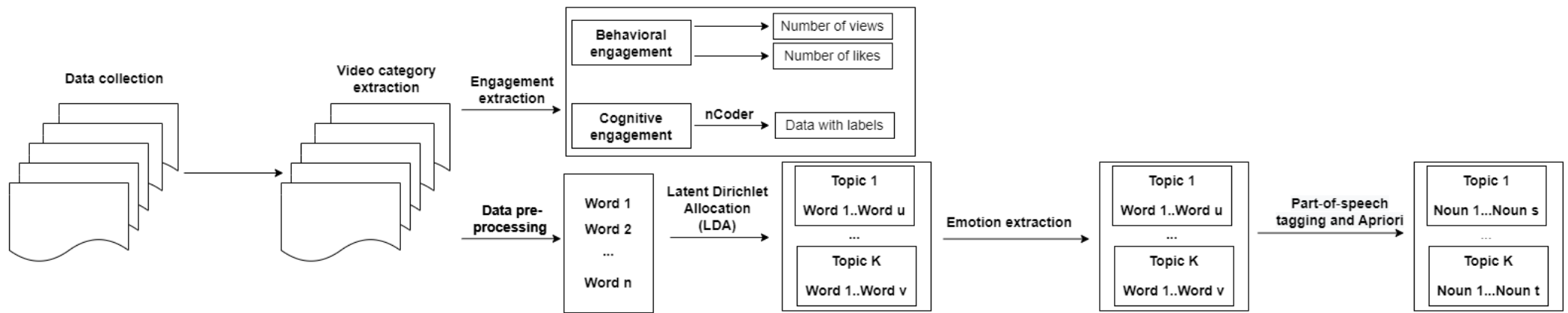


Figure 1: The conducted research process

### ***3.1 Data collection and video categorization***

We collected a total of 510 videos within a time span of 10 years (Jan 1<sup>st</sup>, 2012, till 30<sup>th</sup> September 2022) using YouTube Data Application Programming Interface (API). In this sense, several keywords were used to collect the desired videos: ‘haptic technology’, ‘haptics’, haptic devices’, ‘haptic / tactical sensation’, ‘haptic feedback’, ‘haptic systems’, ‘haptic interface’, and ‘force feedback’. We then extracted video category and video ID from each video. This information was obtained from the YouTube Data API category list which consists of 29 categories. In addition, users’ comments on each video along with the number of likes and view counts. The extracted comments from each video were prepared via several text preparation techniques to build a high-quality corpus (see Section 3.2). Figure 2 shows the category distribution of the haptic-related videos within ten years. From this figure, it can be observed that the ‘Gaming’ category was the dominant (popular) category, followed by ‘People & Blogs’, ‘Science & Technology’, and ‘Education’. In order to answer the above research questions, we used these categories and associated data for 2022.

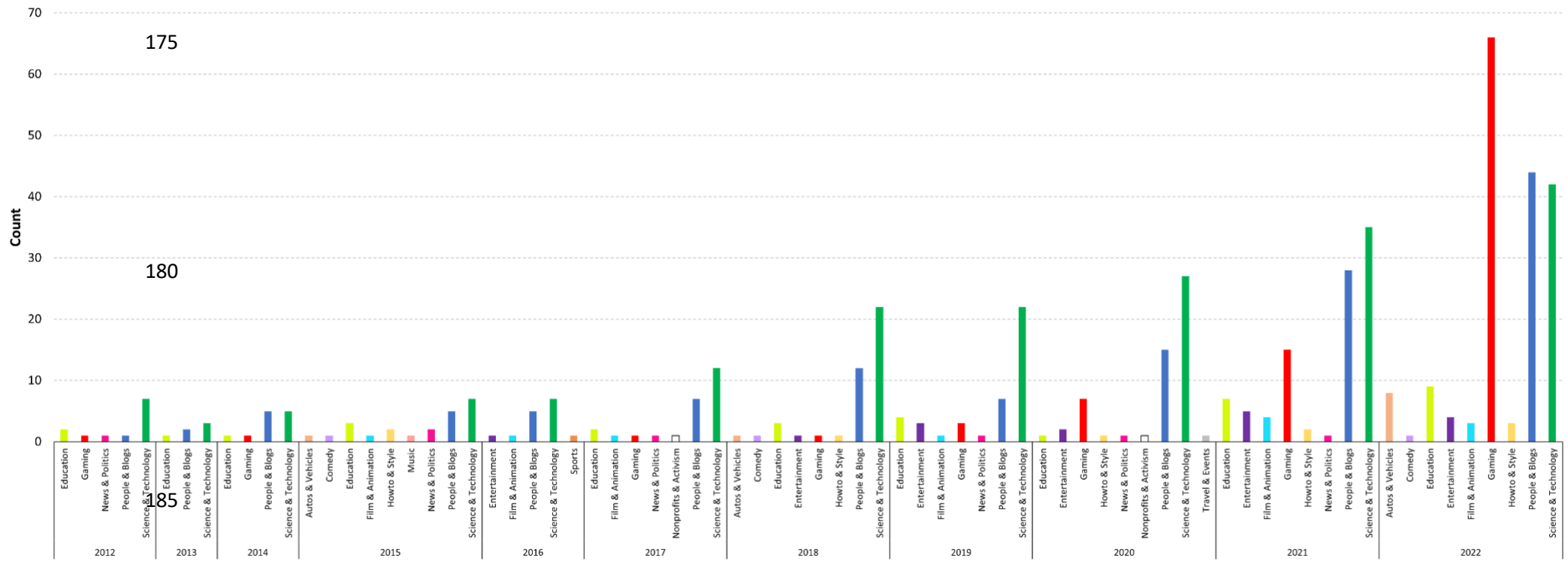


Figure 2: Number of videos per category

190 **3.2 Estimation of behavioral engagement**

To assess the level of behavioral engagement with haptic technology-video contents, we counted the number of views in an attempt to estimate users' involvement with the technology. We also used the number of likes as an estimation of users' intimacy with the technology. The overall  
195 behavioral engagement was accomplished by summing the averages of number of views and likes of each video. Additionally, to understand the quality of interaction in the observed categories (Gaming, People & Blogs, Science & Technology, and 'Education'), we computed the correlation between the number of likes and views for the four  
200 categories. We also examined users' engagement with each topic in order to understand their estimate their engagement behavior with haptic technology. The process for estimating users' behavioral engagement in this study was based on previous recommendations (e.g., Dubovi & Tabak, 2021; Shen et al., 2022).

205

**3.3 Estimation of cognitive engagement**

To identify users' cognitive engagement, we developed an automated coding approach of linguistic argumentation elementary units (e.g., agree/disagree, reason, and fact). After that, we used nCoder tool  
210 (Arastoopour Irgens et al., 2020) to automatically apply the coding model to the examined comments where the interrater reliability between raters (authors of this study) and the automated algorithm achieved a high Cohen's kappa value of 0.95. Section 4.1 demonstrates the result for both behavioral and cognitive engagement of users with haptic videos.

215

### 3.4 Data pre-processing

This stage consists of data filtering and cleansing processes. Data filtering was achieved by reducing the raw sentence found in the comments of each video. Data cleansing was also carried out to remove links and unwanted symbols from the filtered comments. The cleansed data were further processed by using the “Tokenization” technique. This technique was used to extract important and relevant video features and establish the overall dictionary for this study. The resulting words were then converted into a lowercase form. This is followed by using the Stopwords list technique to delete some of the less important words in our corpus. Finally, all the remaining textual comments were normalized (the length of the sentence) via the L2 norm (Sarsam et al., 2020).

### 3.5 Topic modeling

Latent Dirichlet Allocation (LDA) algorithm was implemented on the processed data to obtain the hidden topics in each video. LDA is an unsupervised generative probabilistic method that models group of textual data (comments in the case of this study). These comments were characterized as random mixtures over hidden topics, where a topic was explained by a distribution over words. LDA model has several  $K$  topics  $\varphi_k, k \in \{1, \dots, K\}$ , the pseudo code for the LDA algorithm (Foulds et al., 2013) is as follows:

---

Pseudo code for the LDA algorithm

Generate each topic  $\varphi_k \sim \text{Dirichlet}(\eta), k \in \{1, \dots, K\}$

For each document  $j$

---

---

Generate a distribution over topics  $\theta_j \sim$   
 Dirichlet ( $\alpha$ )  
 For each word  $i$  in document  $j$   
     Sample a topic  $z_{ij} \sim$  Discrete ( $\theta_j$ )  
 Sample the word  $w_{ij} \sim$  Discrete ( $\varphi z_{ij}$ ).

---

240       Where  $\varphi_k$  refers to the distribution of words for each topic  $k$ ,  $\theta_j$  indicates the distribution of topics for each document  $j$ , and  $z_{ij}$  indicates the topic for  $i$  and  $j$ —the  $i$  word of the  $j$  document.

To get an overview of the general distribution of the discussed topics, we extended the LDA results by highlighting the most important topic-related components with the help of heatmap using a density-based method. In this case, the intensity of colors was distributed based on the number of items in the neighboring textual content and its importance. In the produced heatmap, the color of a point was identified based on the item density of the point. The larger the number of neighboring items, 250 the smaller the distances between these items and the point of interest, and thus the higher the density level. Besides, the content with high density is associated with the weights of the neighboring items. In this context, the  $\bar{d}$  denote the average distance between two items (Van Eck & Waltman, 2010):

255           
$$\bar{d} = \frac{2}{n(n-1)} \sum_{i < j} \|x_i - x_j\|$$

The item density  $D(x)$  of a point  $x = (x_1, x_2)$  is expressed as follows:

$$D(x) = \sum_{i=1}^n w_i K (\|x - x_i\|/\bar{d}h)$$

260 where  $K: [0, \infty) \rightarrow [0, \infty)$  refers to a kernel function,  $h > 0$  refers to the kernel width, and  $w_i$  refers to the weight of item  $i$  (the total number of occurrences/co-occurrences of item  $i$ ). The implemented density was based on the following Gaussian kernel function:

265 
$$K(t) = \exp(-t^2)$$

In order to facilitate the labeling of the generated items, we invited three experts in the kinaesthetic communication field to assess the content of the resulting topics and provide proper labels for them. Then, we measured the agreement between them using kappa statistics (see  
270 Section 4.2).

### ***3.6 Emotion extraction***

We extracted the sentiment from users' comments using NRC Affect  
275 Intensity Lexicon and SentiStrength (Mohammad, 2017). The NRC Affect Intensity Lexicon consists of a list of English words and their associations. We used these associations to represent four emotions: anger, fear, sadness, and joy (Sarsam et al., 2022). Here we gave a score ranges between 0-1 for a particular word and emotion X. A score of 1  
280 indicates a high emotional level, while a score of 0 indicates a low emotional level. We then compared the emotion for each comment by adding the relevant associations of the words for a particular lexicon. On the other hand, to extract the polarity from the tweets, 'SentiStrength' approach was used. SentiStrength assigns values ranging from '+1' for  
285 'not positive' to '+5' for 'extremely positive' and '-1' for 'not negative'

to '-5' for 'extremely negative'. Based on these values, the authors labeled the tweets with +5 as 'Positive' tweets and -5 as 'Negative' tweets.

### 290 ***3.7 Part-of-speech tagging***

Part-of-speech tagging is an important method for extracting various parts of speech from a textual data by assigning a unique tag that can be used to extract relevant terms. Here we applied POS via the Penn State Treebank tokenizer in conjunction with the Document Pre-processor  
295 approach. After that, the Penn State Treebank tokenizer was performed to form a list of relevant words before performing the Probabilistic context-free grammar parser. By doing so, we were able to extract 'noun' words from the sentences in an attempt to build associations with the help of association rules mining approach. This process is discussed in  
300 the following section.

### ***3.8 Association rules mining***

To predict the terms that are highly linked to a particular topic of interest, the association rules mining technique was implemented using  
305 the Apriori algorithm. Here we set the delta value to 0.05 in order to reduce the support value until reaching the minimum value. Besides, the minimum metric score of the Apriori algorithm was set to 0.9, while 1.0 was set to represent the value of both upper and lower bounds of the support. The following Apriori algorithm working steps were used  
310 according to Agrawal and Srikant (1994):

1.  $L_1 = \{\text{large 1-itemsets}\};$

```

2. for ( $k = 2; L_{k-1} \neq \emptyset; k++$ ) do begin
3.    $C_k = \text{apriori-gen}(L_{k-1});$  // New candidates
4.   for all transactions  $t \in D$  do begin
315 5.      $C_t = \text{subset}(C_k, t)$  // Candidates contained in  $t$ 
6.     for all candidates  $c \in C_t$  do
7.        $c.\text{count} ++;$ 
8.     end
9.      $L_k = \{c \in C_k \mid c.\text{count} \geq \text{minsup}\}$ 
320 10. end
11. Answer =  $\bigcup_k L_k;$ 

```

Where  $L_k$  refers to the set of large  $k$ -itemsets (minimum support) whereas each member of this set consists of itemsets and support count.

325  $C_k$  indicates the candidate  $k$ -itemsets (large itemsets) where  $c[1] . c[2] . \dots . c[k]$  represents a  $k$ -itemsets  $c$ . The Apriori algorithm operates by applying the procedure of counting item occurrence necessary for choosing the large 1-itemset. In this sense, the subsequent pass (e.g.,  $k$ ) involves two phases. The first phase is designed to locate the large

330 itemsets  $L_{k-1}$  that are existed in the  $(k-1)^{\text{th}}$  pass. This step is necessary for generating the candidate  $C_k$ . The second phase involves scanning the data and counting the support of essential candidates in  $C_k$  where these candidates can be found in each  $t$  transaction.

335

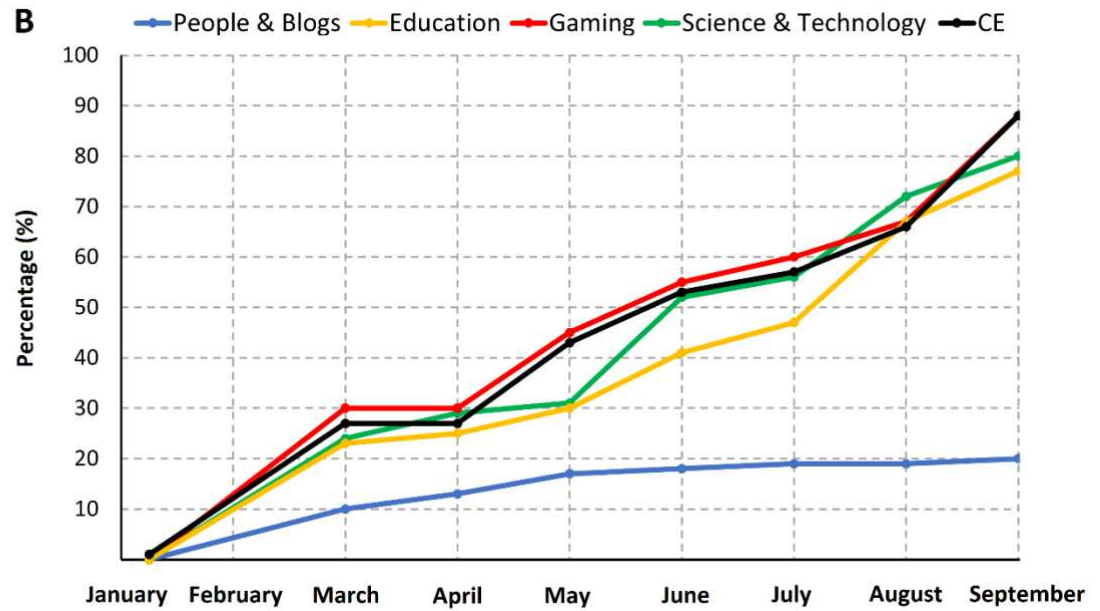
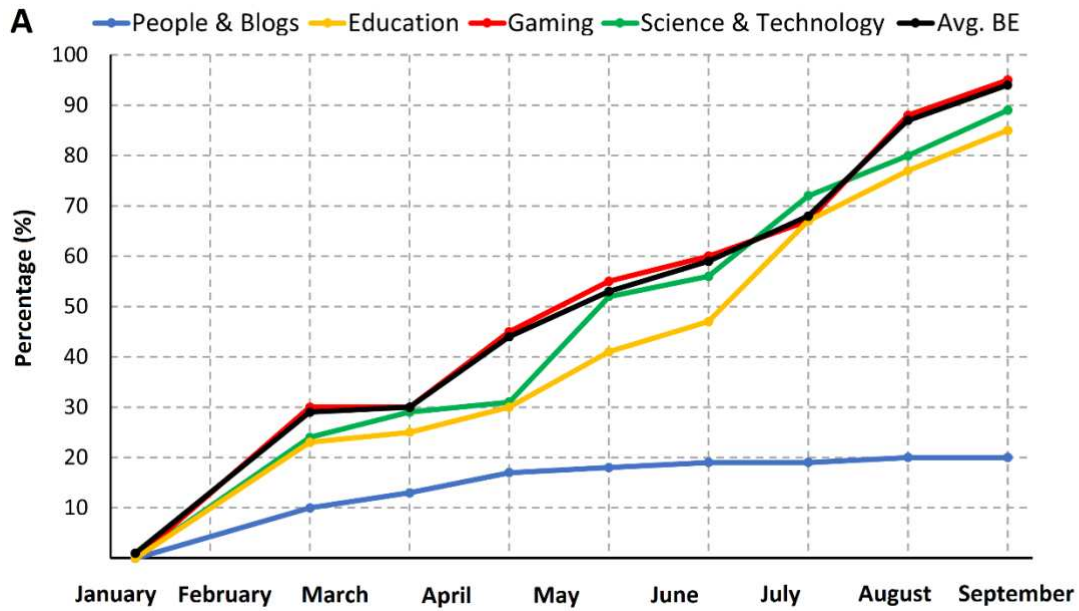
## 4. Results

### 4.1 Cognitive and behavioral engagement results

340 To understand the current trend in haptic technology, we examined the strength of engagement by means of average behavioral engagement and cognitive engagement. Four main categories were used for data interpretation in this study. Our results illustrated that the ‘Gaming’ category had the highest Pearson correlation coefficient value  
345 ( $r = 1.00$ ), followed by ‘Science & Technology’ ( $r = 0.82$ ), ‘Education’ ( $r = 0.82$ ), and People & Blogs’ ( $r = 0.86$ ), respectively.

The temporal engagement changes from January to September 2022 were measured to further assess the quality of engagement among the examined categories. The percentage of comments in each video  
350 categories and their cognitive and behavioral engagement are presented in Figure 3. Figure 3a shows that users were highly engaging (average behavioral engagement) with videos that demonstrated the use of haptic technology in gaming-related experiences. In addition, Figures 3b shows how users' cognitive engagement was highly associated with videos from  
355 the same category. Users’ heavy engagement with haptic technology for gaming can be attributed to its potential in facilitating their sense of immersion and engagement in a game environment. The results also showed that users’ cognitive and behavioral engagement with haptic technology were found in videos for ‘Science & Technology’ and  
360 ‘Education’. Videos categorized under ‘People & Blogs’ were found to receive the least average score of users’ behavioral and cognitive engagement with haptic technology. This result can be due to that haptic technology might be less circulated or applied by people for the purpose

of advancing lifestyle and health, as well as other similar topic in the  
365 form of success stories and news about people experience with the  
technology. It is also interesting to mention that both cognitive and  
behavioral engagement of users for all categories were close to each  
other.



370 Figure 3: Behavioral and cognitive engagement of users with haptic technology

## *4.2 Topic modeling results*

The LDA method was configured by performing several experiments. We identified the number of topics based on the trade-off between information loss and information overload. After conducting  
375 several experiments on the comments found in the four categories, we were able to estimate the number of topics for each category in this study. The resulted topics from using the LDA technique are shown in Figure 4a where each circle corresponds to a specific topic found in the comments in the videos. In addition, the size of a circle indicates the  
380 frequency of a topic repeated in that category whereas the distance between circles shows the similarity between topics. The LDA heatmap results (see Figure 4b) shows some insights about the density of the extracted topics. In this sense, the color of a point depends on the number of items in the neighborhood of the point and on the importance of the  
385 neighboring items. Important areas are very dense and frequently repeated in the comments. To form a complete understanding of the LDA results, we invited three experts in the kinaesthetic communication field who evaluated the content of the topics/themes and provided appropriate labels for them. Then, we measured the agreement between the suggested  
390 labels via kappa statistic which indicated an agreement value of 0.94. The experts highlighted four main themes that were labeled as “Haptic sensation”, “Haptic technology and virtual reality”, “Video game consoles and tools”, and “Smart phones”.

In the first theme (Haptic sensation), our results showed that  
395 YouTube comments were mostly related to users’ positive experiences with haptic devices in terms of providing precision force feedback and

enhancing simulations. Some comments reported the effectiveness of using haptic suit in facilitating individual immersion and engagement with the VR world. In the second theme (Haptic technology and virtual reality), it was found that most of the comments focused on the link  
400 between haptic technology and virtual reality in promoting individuals to feel virtual spaces. The comments indicated that haptic technology may still in its fancy stage to offer a varied level of roughness, which may directly influence user experience. Furthermore, some comments  
405 suggested the use of haptic gloves in simulator-based training to allow the user to better control a process inside the VR environment.

Our review of users' comments related to the third theme (Video game consoles and tools) showed a high tendency among users to spend more time learning about various video games consoles and their  
410 associated tools for entertainment purposes. For instance, several comments reported that the use of haptic technology in game consoles allowed them to fully engage in the game activity, as well as enabling them to reflect and identify actions that were required to improve and develop their gaming experience. Also, other comments mentioned the  
415 potential of Duelsense haptic feedback and the adaptive triggers in facilitating their control of the avatar and game objects.

In the fourth theme (Smart phones) users were generally concerned about the quality of the implemented haptic technology in mobile touchscreen devices. For instance, the comments highlighted how  
420 haptic touchscreen provided users with the feeling of traditional analog camera, especially when zooming in and out, tapping the shutter button, and changing modes. Such experience enabled users to perceive UI as

the main source for both visual and tactile sensations. In addition, some comments discussed how changes in users' decisions to purchase mobile  
425 devices can be triggered by the quality of its haptic feature. For instance, users were found to prefer Google's Pixel phones due to its multiple haptic features that allowed them to feel in control when typing and navigating. It is also worth mentioning that most of the comments that we retrieved from YouTube were mainly driven by users' desire to  
430 explore and share their experiences regarding the feasibility and benefits of using haptic technology in a specific context.



### ***4.3 Sentiment analysis and association rules results***

440           The sentiment analysis results of the four types of emotions (anger, fear, sadness, and joy) are summarized in Figure 5a. From this figure, it can be observed that the first theme (Haptic sensation) consists of several emotional types such as joy (79%), followed by anger/sadness (9%) and fear (3%) emotions, respectively. Also, comments contained  
445 joy emotions were highly observed (80%) in the second theme (Haptic technology and virtual reality), compared with fear (10%), anger (6%), and sadness (4%), respectively. A similar pattern of emotions was observed in the third theme (Video game consoles and tools)– joy (85%), followed by fear (10%), sadness (3%), and anger (2%) emotions,  
450 respectively. Finally, in the fourth theme (Smart phones), comments contained low value of anger emotion (2%), followed by sadness (5%), fear (9%), and joy (84%), respectively. Figure 5b illustrates the polarity results extracted from tweets. From the figure, it can be observed that positive sentiment was dominant among the four themes. Precisely, the  
455 theme associated with Smart phones had the highest percentage of positivity (91%), followed by Video game consoles and tools (84%), Haptic technology and virtual reality (79%), and Haptic sensation (73%). Based on these, it can be said that most of the comments related to haptic technology in the four themes had a high level of joy and positive  
460 sentiments.

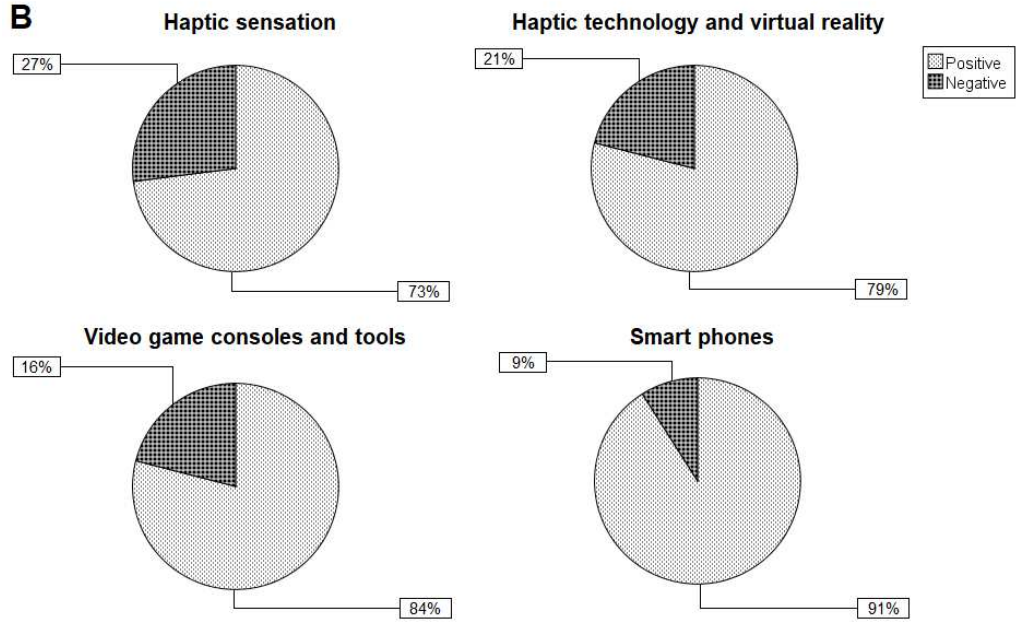
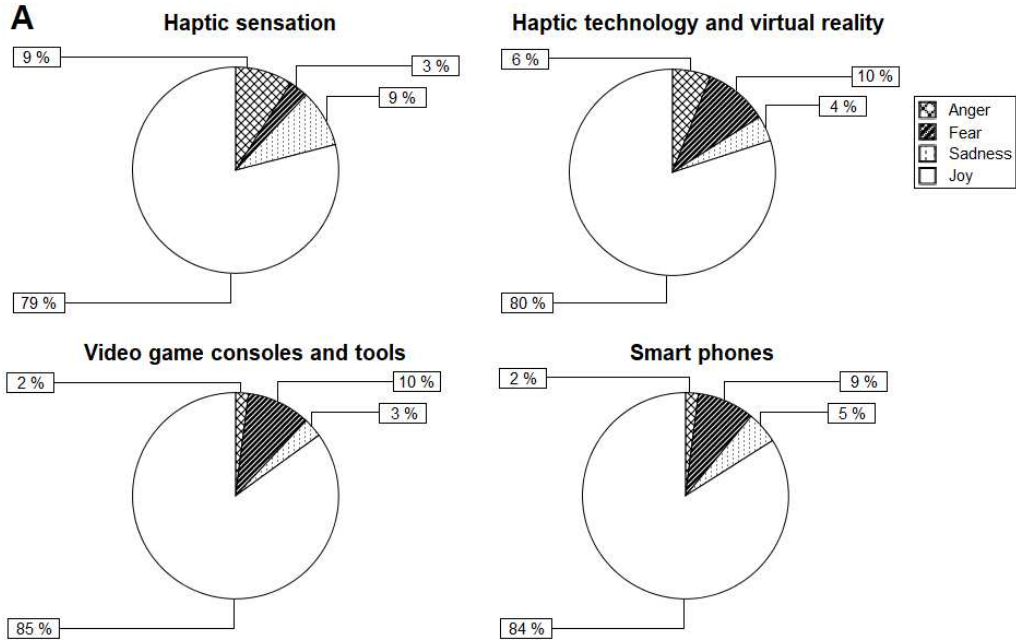


Figure 5: Sentiment analysis results for each LDA topic. A: topic sentiment;  
B: sentiment polarity

465

The Apriori results are summarized in Figure 6. From the figure, terms like vibration, feelings, glove, tactile, and comfort were found to be highly associated “Haptic sensation” theme with confidence values of 98%, 93%, 88%, 85%, and 81%, respectively. Also, we found that augment, interface, brilliant, interaction, and physical terms were highly associated with the “Haptic technology and virtual reality” theme (confidence value: 94%, 88%, 82%, 74%, and 73%, respectively). In addition, the Apriori method demonstrated that words like controller (confidence: 97%), fun (confidence: 93%), racing (confidence: 87%), trigger (confidence: 82%), and environment (confidence: 75%) were mainly associated with the “Video game consoles and tools” theme. Finally, words such as touch (confidence: 99%), screens (confidence: 95%), play (confidence: 93% confidence), controller (confidence: 91%), and VR (confidence: 81% confidence) were highly associated with the “Smart phones” theme.

480

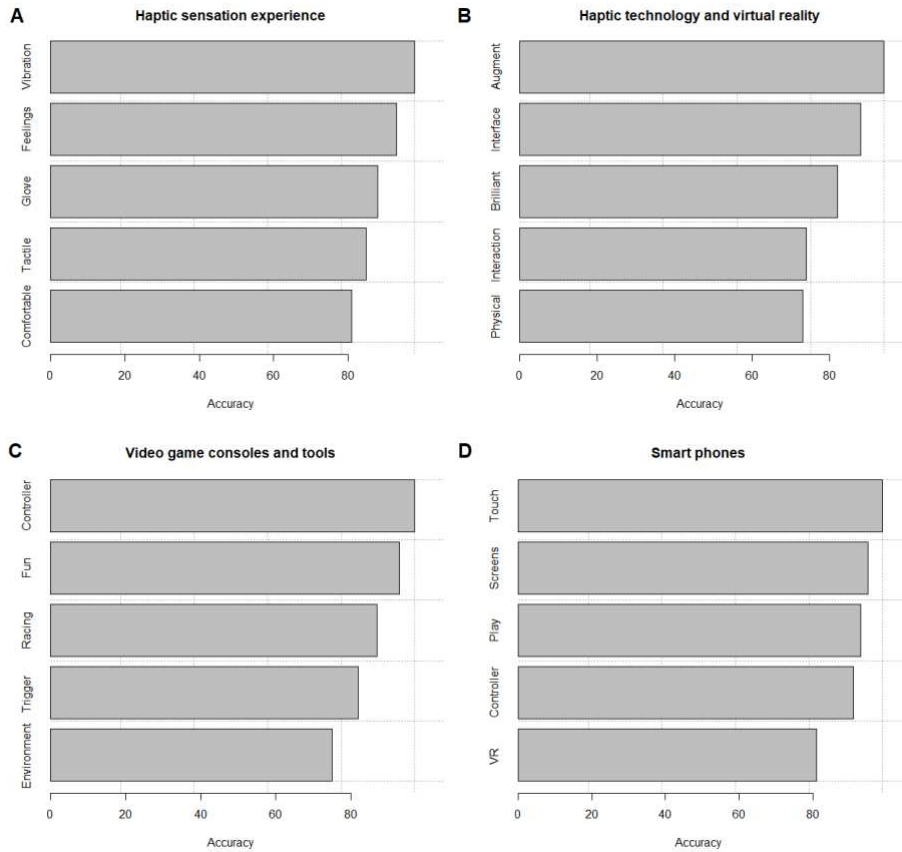


Figure 6: Top words for each theme

## 5. Discussion

485

Understanding people's views and perceptions about haptic technology is a very important area of research for building an effective immersive experience. People's use and awareness of this technology can be shaped based on their reaction to haptic-related contents available on microblogs. The YouTube API was the main source of data and information

490 to construct an understanding of people's association with haptic  
technology. This study used sentiment analysis to explore the current trends  
in haptic technology over a ten-year span. Our search showed that the use of  
haptic technology was mostly concentrated in four categories: 'Gaming',  
'People & Blogs', 'Science & Technology', and 'Education'. We further  
495 inspected people's engagement with these categories by analyzing their  
cognitive and behavioral engagement patterns. The results showed that  
people's behavioral and cognitive engagement with haptic was higher in  
'Gaming', followed by 'People & Blogs', 'Education', and 'Science &  
Technology'.

500 Videos from the identified categories were found to reflect different  
levels of users' cognitive and behavioral engagement (involvement and  
intimacy). This could be reasonable as many users with experience using  
haptic technology in various disciplines tend to share their experience with  
others, as well as answering questions, responding to comments, or  
505 suggesting solutions. People's cognitive and behavioral engagement with  
haptic-related topics was found to be higher in 'Gaming', 'Science &  
Technology', and 'Education'. This can be reasoned to the direct application  
of haptic technology in wearable contexts, such as entertainment,  
simulation, and learning, which facilitated players' control and sense of  
510 presence (Chapman, 2019).

The topic modeling and sentiment analysis results provided an in-  
depth understanding of the discussed related topics and emotions associated

with haptic technology. We found four themes in the retrieved video comments: “Haptic sensation”, “Haptic technology and virtual reality”,  
515 “Video game consoles and tools”, and “Smart phones”. Most of the topics found in the comments consisted of joy emotion. This can be due to the potential of haptic technology in facilitating users’ immersion and engagement with the activity. For example, Schrader and Nett (2018) reported that individuals with high and moderate control of the activity are  
520 likely to experience a higher level of enjoyment and lower frustration and anger. However, such experience is likely to change based on the needs of players / users. Our review of the topics supports the finding of Vasara and Surakka (2021) who addressed the role of haptic technology in evoking emotions that can help enhance people’s interaction and communication in  
525 the virtual space. It is believed that tactile sensation through vibration is likely to stimulate individual’s feelings of joy. This is supported by Lohre et al. (2022) who reported a relationship between individuals’ sense of control through vibration and their emotional response to experience. The results also showed that haptic augmentation-based experience can facilitate users’  
530 haptic sensations in real-time. It is assumed that users tend to get more exhilarating experiences when touching the surrounding objects, and recognition of haptic properties became easier (Maeda et al., 2016). The functions associated with the use of controller were found to stimulate sense of fun in racing-related environments. It is understood that augmenting a  
535 controller functionality in the virtual world with force feedback and actuated movement can help users experience force and tactile renderings for the

most commonly expected hand interactions: grasping, touching, and triggering (Choi et al., 2018). The associated implications from exploring the main topics, terms, and emotions of haptic technology within different video categories are discussed in the next section.

## **6. Implications**

Outcomes from this study can advance the current understanding about public engagement with haptic technology. The use of sentiment analysis to characterize the main topics related to haptic technology can offer essential guidelines for technology developers and researchers to effectively respond to the various needs of today's haptic users' interaction. In addition, identifying users' emotions associated with the use of haptic technology can pave the way for designing emotionally responsive technology that feeds on the emotions and vital signs when user progress in the virtual world. This includes the possibility of customizing haptic experience to fit users' specific emotional characteristics. The study also addresses the current gap in knowledge about the cognitive and emotional engagement of users with the technology in specific domains. Such knowledge can help future researchers, practitioners, and designers to understand what is currently perceived by public to be important when it comes to the use and adaption of haptic technology.

## **7. Limitations and future works**

This study was limited to the use of sentiment analysis to understand people's use of haptic technology. The study relied mainly on YouTube API as the main source for characterizing public's engagement with haptic technology. The focus on cognitive and emotional engagement with haptic technology can be attributed to the limited nature of data generated from YouTube (e.g., number of likes and comments). In addition, this study focused on certain domains with the highest public engagement (e.g., gaming, science, etc.). Based on these, future studies may consider looking at other API sources, such as Twitter, to perform a wider sentiment analysis task. Future studies may also consider other features than a view count, likes, and comments to characterize public engagement with haptic technology. This includes the development of prediction models of public's engagement with the technology based on certain emotional data or profile.

575

## **8. Conclusion**

This study extends the current understanding of people's engagement and perceptions of haptic technology by performing a sentiment analysis of their reactions to videos on YouTube. The results revealed four main categories of videos with high users' behavioral and cognitive engagement (e.g., gaming, people & blogs, education, and science & technology). The main themes and topics associated with haptic technology were attributed to "Haptic sensation", "Haptic technology and virtual

580

reality”, “Video game consoles and tools”, and “Smart phones”. Across all  
585 themes, several emotions were reported. However, both joy and positive  
sentiments resulting from users’ engagement with haptic technology were  
mainly identified in all themes. This can be attributed to the functionality of  
the technology and its role in stimulating users’ control of the activity.  
Findings from this study can help practitioners, policy makers, and  
590 researchers to better understand how haptic technology is perceived by the  
public. This research can also offer additional insights guiding haptic  
developers as well as researchers to the main emotions resulting from using  
haptic technology.

595

600

605

## References

- 610 Agrawal, R., & Srikant, R. (1994, September). Fast algorithms for mining association rules. In *Proc. 20th int. conf. very large data bases, VLDB* (Vol. 1215, pp. 487-499).
- Arastoopour Irgens, G., Dabholkar, S., Bain, C., Woods, P., Hall, K., Swanson, H., Horn, M., & Wilensky, U. (2020). Modeling and measuring high school students' computational thinking practices in science. *Journal of Science Education and Technology*, 29(1), 137-615 161.
- Bermejo, C., & Hui, P. (2021). A survey on haptic technologies for mobile augmented reality. *ACM Computing Surveys (CSUR)*, 54(9), 1-35.
- 620 Bielozorov, A., Bezbradica, M., & Helfert, M. (2019). The role of user emotions for content personalization in e-commerce: literature review. In *HCI in Business, Government and Organizations. eCommerce and Consumer Behavior: 6th International Conference, HCIBGO 2019, Orlando, FL, USA, July 26-31, 2019, Proceedings, Part I 21* (pp. 177-193). Springer International Publishing.
- 625 Biswas, S., & Visell, Y. (2021). Haptic perception, mechanics, and material technologies for virtual reality. *Advanced Functional Materials*, 31(39), 2008186.
- Breitschaft, S. J., Clarke, S., & Carbon, C.-C. (2019). A theoretical framework of haptic processing in automotive user interfaces and its

- 630 implications on design and engineering. *Frontiers in psychology*, *10*,  
1470.
- Brewster, S. (2017). The impact of haptic 'touching' technology on cultural applications. In *Digital applications for cultural and heritage institutions* (pp. 301-312). Routledge.
- 635 Chapman, A. (2019). *Haptic Feedback in Virtual Reality: An Investigation Into The Next Step of First Person Perspective Presence* [University of Lincoln].
- Choi, I., Ofek, E., Benko, H., Sinclair, M., & Holz, C. (2018, April). Claw: A multifunctional handheld haptic controller for grasping, touching, and triggering in virtual reality. In *Proceedings of the 2018 CHI conference on human factors in computing systems* (pp. 1-13).
- 640 Dementyev, A., Olwal, A., & Lyon, R. F. (2020, October). Haptics with input: back-EMF in linear resonant actuators to enable touch, pressure and environmental awareness. In *Proceedings of the 33rd Annual ACM Symposium on User Interface Software and Technology* (pp. 420-429).
- 645 Dubovi, I., & Tabak, I. (2021). Interactions between emotional and cognitive engagement with science on YouTube. *Public Understanding of Science*, *30*(6), 759-776.
- Dzedzickis, A., Kaklauskas, A., & Bucinskas, V. (2020). Human emotion recognition: Review of sensors and methods. *Sensors*, *20*(3), 592.
- 650 Fallows, E., White, D., & Brownsword, N. (2022, November). Design and Development Approach for an Interactive Virtual Museum with

Haptic Glove Technology. In *Proceedings of the 25th International Academic Mindtrek Conference* (pp. 242-255).

- 655 Foulds, J., Boyles, L., DuBois, C., Smyth, P., & Welling, M. (2013, August). Stochastic collapsed variational Bayesian inference for latent Dirichlet allocation. In *Proceedings of the 19th ACM SIGKDD international conference on Knowledge discovery and data mining* (pp. 446-454).
- 660 Goldsworthy, S., Zheng, C. Y., McNair, H., & McGregor, A. (2020). The potential for haptic touch technology to supplement human empathetic touch during radiotherapy. *Journal of Medical Imaging and Radiation Sciences*, 51(4), S39-S43.
- Huang, A., Ebert, D., & Rider, P. (2017). You are what you tweet: A new  
665 hybrid model for sentiment analysis. In *Machine Learning and Data Mining in Pattern Recognition: 13th International Conference, MLDM 2017, New York, NY, USA, July 15-20, 2017, Proceedings 13* (pp. 403-416). Springer International Publishing.
- Jewitt, C., Price, S., Steimle, J., Huisman, G., Golmohammadi, L.,  
670 Pourjafarian, N., Frier, W., Howard, T., Ipakchian Askari, S., & Ornati, M. (2022). A provocative call to engage with social and sensory aspects of touch. *Multimodality & Society*, 2(3), 261-264.
- Kirginas, S. (2022). Exploring Players' Perceptions of the Haptic Feedback in Haptic Digital Games. *Journal of Digital Media & Interaction*,  
675 5(13), 7-22.

- Lohre, R., Verhofste, B., Hedequist, D., Jacobson, J., & Goel, D. (2022). The Use of Immersive Virtual Reality (IVR) in Pediatric Orthopaedic Education. *Journal of the Pediatric Orthopaedic Society of North America*, 4(S1).
- 680 Lu, Y., Papagiannidis, S., & Alamanos, E. (2019). Exploring the emotional antecedents and outcomes of technology acceptance. *Computers in Human Behavior*, 90, 153-169.
- Maeda, T., Peiris, R., Nakatani, M., Tanaka, Y., & Minamizawa, K. (2016, March). Wearable haptic augmentation system using skin vibration sensor. In *Proceedings of the 2016 Virtual Reality International Conference* (pp. 1-4).
- 685 Makransky, G., & Petersen, G. B. (2021). The cognitive affective model of immersive learning (CAMIL): A theoretical research-based model of learning in immersive virtual reality. *Educational Psychology Review*, 33(3), 937-958.
- 690 Martínez, J., García, A. S., Oliver, M., González, P., & Molina, J. P. (2020). The Sense of Touch as the Last Frontier in Virtual Reality Technology. In *Virtual Reality Designs* (pp. 218-246). CRC Press.
- Mohammad, S. M. (2017). Word affect intensities. *arXiv preprint arXiv:1704.08798*.
- 695 Sarsam, S. M., & Al-Samarraie, H. (2022). A lexicon-based method for detecting eye diseases on microblogs. *Applied Artificial Intelligence*, 36(1), 1993003.

- 700 Sarsam, S. M., Al-Samarraie, H., & Al-Sadi, A. (2020). Disease discovery-  
based emotion lexicon: a heuristic approach to characterise  
sicknesses in microblogs. *Network Modeling Analysis in Health  
Informatics and Bioinformatics*, 9(1), 1-10.
- 705 Sarsam, S. M., Al-Samarraie, H., Alzahrani, A. I., Mon, C. S., &  
Shibghatullah, A. S. (2022). Characterizing Suicide Ideation by  
Using Mental Disorder Features on Microblogs: A Machine  
Learning Perspective. *International Journal of Mental Health and  
Addiction*, 1-14.
- 710 Schrader, C., & Nett, U. (2018). The perception of control as a predictor of  
emotional trends during gameplay. *Learning and Instruction*, 54, 62-  
72.
- Shen, Z., Tan, S., & Pritchard, M. J. (2022). Effects of Signaling on Learner  
Engagement in Informal Learning on YouTube. *AMCIS 2022  
Proceedings*. 2. [https://aisel.aisnet.org/amcis2022/sig\\_ed/sig\\_ed/2](https://aisel.aisnet.org/amcis2022/sig_ed/sig_ed/2)
- 715 Sreelakshmi, M., & Subash, T. (2017). Haptic technology: A comprehensive  
review on its applications and future prospects. *Materials Today:  
Proceedings*, 4(2), 4182-4187.
- Srinivasan, M. A. (1995). What is haptics? *Laboratory for Human and  
Machine Haptics: The Touch Lab, Massachusetts Institute of  
Technology*, 1-11.
- 720 Ustunel, H., & Keles, F. (2019). Design of a touch sensation application  
including surface tension sample using a haptic device in engineering

- education. *Computer Applications in Engineering Education*, 27(2), 344-350.
- 725 Van Eck, N., & Waltman, L. (2010). Software survey: VOSviewer, a computer program for bibliometric mapping. *scientometrics*, 84(2), 523-538.
- Vasara, D., & Surakka, V. (2021). Haptic responses to angry and happy faces. *International Journal of Human-Computer Interaction*, 37(17), 1625-1635.
- 730 Webb, M., Tracey, M., Harwin, W., Tokatli, O., Hwang, F., Johnson, R., Barrett, N., & Jones, C. (2022). Haptic-enabled collaborative learning in virtual reality for schools. *Education and Information Technologies*, 27(1), 937-960.
- 735 Wee, C., Yap, K. M., & Lim, W. N. (2021). Haptic interfaces for virtual reality: Challenges and research directions. *IEEE access*, 9, 112145-112162.
- 740 Yang, T. H., Kim, J. R., Jin, H., Gil, H., Koo, J. H., & Kim, H. J. (2021). Recent advances and opportunities of active materials for haptic technologies in virtual and augmented reality. *Advanced Functional Materials*, 31(39), 2008831.