

Skeletal Ring Contractions via I(I)/I(III) Catalysis: Stereoselective Synthesis of *cis*- α,α -Difluorocyclopropanes

Keith Livingstone, Kathrin Siebold, Stephanie Meyer, Víctor Martín-Heras, Constantin G. Daniliuc, and Ryan Gilmour*



Cite This: *ACS Catal.* 2022, 12, 14507–14516



Read Online

ACCESS |

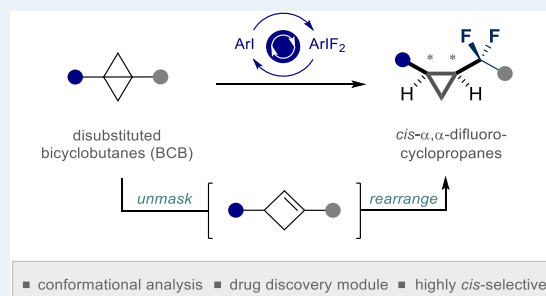
Metrics & More

Article Recommendations

Supporting Information

ABSTRACT: The clinical success of α,α -difluorocyclopropanes, combined with limitations in the existing synthesis portfolio, inspired the development of an operationally simple, organocatalysis-based strategy to access *cis*-configured derivatives with high levels of stereoselectivity (up to >20:1 *cis:trans*). Leveraging an I(I)/I(III)-catalysis platform in the presence of an inexpensive HF source, it has been possible to exploit disubstituted bicyclobutanes (BCBs) as masked cyclobutene equivalents for this purpose. *In situ* generation of this strained alkene, enabled by Brønsted acid activation, facilitates an unprecedented 4 \rightarrow 3 fluorinative ring contraction, to furnish *cis*- α,α -difluorinated cyclopropanes in a highly stereoselective manner (up to 88% yield). Mechanistic studies are disclosed together with conformational analysis (X-ray crystallography and NMR) to validate *cis*- α,α -difluorocyclopropanes as isosteres of the 1,4-dicarbonyl moiety. Given the importance of this unit in biology and the foundational $n_o \rightarrow \pi^*$ interactions that manifest themselves in this conformation (e.g., collagen), it is envisaged that the title motif will find application in focused molecular design.

KEYWORDS: cyclopropanes, fluorination, hypervalent iodine, isosteres, stereoelectronic effects



The emergent success of cyclopropanes in advancing lead drug candidates to the clinic is a compelling incentive to further explore this area of chemical space.¹ First validated as a pharmacophore over 50 years ago,² the inclusion of this carbocycle in marketed pharmaceuticals continues to follow a steep trajectory.³ Contracted C(sp³)–H bonds and deviation from an idealized tetrahedral geometry reveal a structural dichotomy that traverses the saturated/unsaturated functional group continuum, and this ultimately manifests itself in the venerable Walsh bonding description (Scheme 1A).^{4,5} The rigidity of the carbocycle mitigates conformational isomerism, ensuring that substrate exit vectors are well-defined for bioisostere design,^{6,7} and this provides a unique platform to tailor physicochemistry in the context of focused molecular design.⁸ This is exemplified by the “Janus-face” (*syn*)-fluorinated cyclopropanes developed by O’Hagan and co-workers to modulate log *P* values⁹ and the success of fluorinated cyclopropanes in medicinal chemistry and peptidomimetics in a broader sense.¹⁰ Motivated by the popularity of cyclopropyl isosteres, coupled with the popularity of fluorine in contemporary medicinal chemistry to tailor ADMET properties,¹¹ attention was directed to an underexplored constitutional isomer series,¹² the α,α -difluorocyclopropanes (Scheme 1A, top). This motif has gained distinction in recent years due to its successful deployment in the development of next-generation antivirals,¹³ which include voxilaprevir (Vosevi)^{13a} and glecaprevir (Mavyret)^{13b} for the

treatment of chronic hepatitis C (Scheme 1, top), the newly approved lenacapivir (Sunlenca) for HIV/AIDS,^{13c} and Bristol-Myers Squibb’s potent inhibitors of Hepatitis C NS3 protease.^{13d}

Given their highly preorganized topology, relaxation of the internal C–C–C angle¹⁴ and oxidative resilience of the *gem*-difluoromethylene group,¹⁵ a strategy to access the *cis*-configured products was deemed to be particularly appealing: this would generate conformationally restricted isosteres of 1,4-dicarbonyl groups that are ubiquitous in biology (Scheme 1B).¹⁶ Importantly, a structural analysis of the C(sp²)=O \rightarrow C(sp³)F₂ replacement would provide a platform from which to interrogate the foundational $n_o \rightarrow \pi^*$ interaction¹⁷ that underpins collagen structure¹⁸ and manifests itself in maleate to fumarate isomerization.¹⁹

It was envisaged that the target scaffold might derive from a fluorinative ring contraction of aryl-substituted cyclobutene derivatives under the auspices of I(I)/I(III) catalysis (Scheme 1C). Confidence in this strategy stemmed from a seminal report by Hara and Yoneda describing the synthesis of α,α -

Received: September 13, 2022

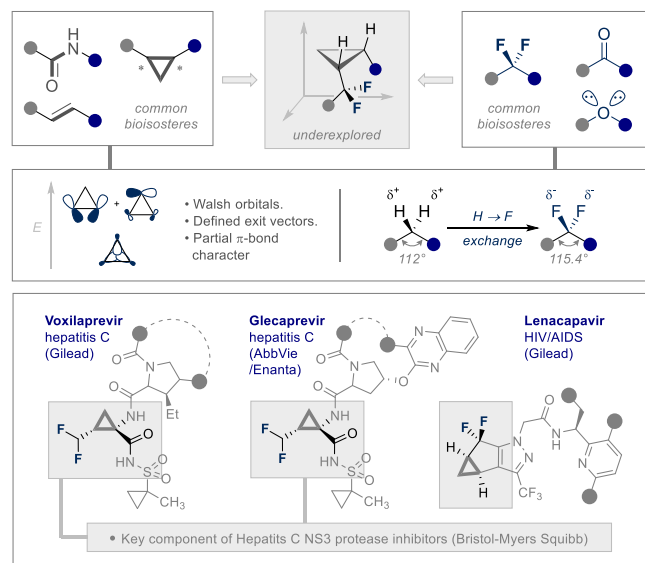
Revised: October 17, 2022

Published: November 10, 2022

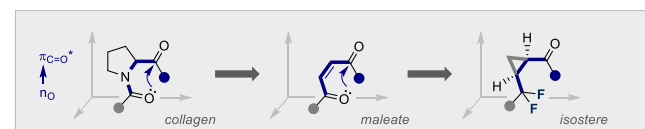


Scheme 1. (A) Evolution of α,α -Difluorocyclopropanes as New Drug Discovery Modules; (B) $n \rightarrow \pi^*$ Interaction in Biology and Isostere Design.; (C) Catalysis-Based Strategy to Enable the Direct Conversion of Bicyclobutanes to *cis*- α,α -Difluorocyclopropanes Enabled by I(I)/I(III) Organocatalysis

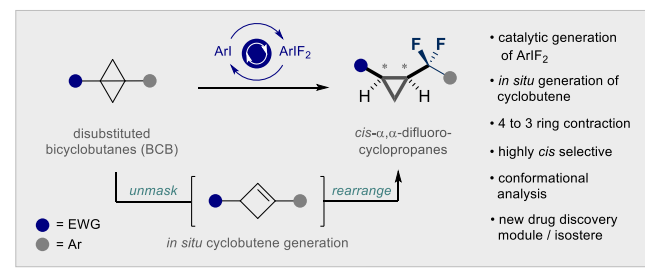
A. α,α -Difluorocyclopropanes to expand chemical space in drug discovery



B. Isosterism and the $n_0 \rightarrow \pi^*$ interaction in 1,4-dicarbonyl groups in biology



C. This study



difluorocyclopentanes from cyclohexenes upon treatment with stoichiometric ArIF_2 species and HF sources.²⁰ Furthermore, easily accessible disubstituted bicyclobutanes (BCBs)²¹ were explored as cyclobutene equivalents that would be unmasked under the Brønsted acidic reaction conditions.²² If successful, the strategy would expand upon the existing routes^{23,24} and introduce direct direct difluorocyclopropane formation to the ever-growing portfolio of transformations enabled by I(I)/I(III) catalysis.^{25–28}

To validate the working hypothesis delineated in Scheme 1 (bottom), bicyclobutanes **1a,b** were exposed to oxidative fluorination conditions with *p*-Toll functioning as an inexpensive organocatalyst, Selectfluor as the terminal oxidant, amine·HF complexes as fluoride reservoirs, and DCE as the reaction medium (Table 1). It is pertinent to note that exposing cyclobutene **2a** directly to the reaction conditions led to rapid decomposition, rendering this approach impractical.²⁹ However, bicyclobutane reagents³⁰ proved to be compatible

Table 1. Reaction Optimization^a

Entry ^[a]	Ar	Amine:HF Ratio (eq.)	Yield 3a/b (%) ^[b] (d.r., <i>cis:trans</i>)	Yield 4a/b (%) ^[b]
1	<i>p</i> -F (1a)	1:5 (~80)	18 (9.0:1)	19 (18.0:1)
2	<i>p</i> -F (1a)	1:7 (~80)	34 (2.8:1)	47 (14.7:1)
3	<i>p</i> -F (1a)	1:9 (~80)	7 (n.d.)	26 (5.5:1)
4	<i>p</i> -F (1a)	1:7 (~20)	60 (9.0:1)	25 (11.5:1)
5	<i>p</i> -F (1a)	1:7 (~10)	40 (20.0:1)	16 (15.0:1)
6 ^[c]	<i>p</i> -F (1a)	1:7 (~20)	<5 (n.d.)	<5 (n.d.)
7 ^[d]	<i>p</i> -F (1a)	1:7 (~20)	72 (17.0:1) 59 (>20:1) ^[e]	18 (17.0:1)
8	<i>m</i> -CF ₃ (1b)	1:7 (~20)	<5 (n.d.)	<5 (n.d.)
9 ^[f]	<i>m</i> -CF ₃ (1b)	1:7 (~80)	51 (13.2:1)	26 (n.d.)
10 ^[g]	<i>m</i> -CF ₃ (1b)	1:7 (~60)	55 (14.0:1)	17 (n.d.)
11 ^[d,f]	<i>m</i> -CF ₃ (1b)	1:7 (~60)	64 (8.1:1) 53 (>20:1) ^[e]	19 (n.d.)
12 ^[g]	<i>p</i> -F (1a)	1:7 (~80)	46 (1:3.6)	28 (4.6:1)

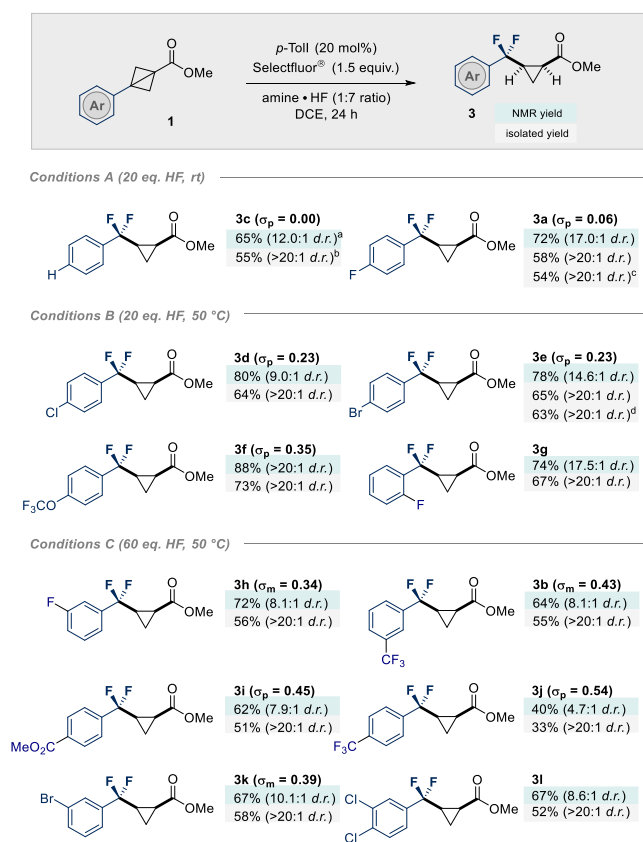
^aStandard reaction conditions: **1** (0.20 mmol), *p*-Toll (20 mol %), Selectfluor (0.30 mmol), Py·HF (4–16 mmol), Et₃N (0.22–1.50 mmol), DCE (0.50 mL), 24 h, room temperature. ^bYield and dr determined by ¹⁹F NMR with α,α -trifluorotoluene as an internal standard. ^c*p*-Toll was excluded from the reaction mixture. ^d0.50 mmol scale. ^eIsolated yield. ^fHeated to 50 °C.

with the reaction conditions, and their propensity to rapidly isomerize to the corresponding cyclobutene under acidic conditions²² rendered them ideally suited as masked reagents. When substrate **1a** (*p*-F-Ph) was exposed to 20 mol % of the catalyst in the presence of an amine·HF complex (ratio 1:5), it was possible to generate the desired product **3a** (dr 9.0:1 *cis:trans*, Table 1, entry 1), albeit with comparable quantities of the 1,4-diketone **4a** (dr 18.0:1 *cis:trans*). Variation in the amine:HF ratio revealed 1:7 to be optimal, and to suppress the competing hydrolysis (entries 1–4), the water content was reduced by lowering the stoichiometry to 20 equiv. (dr 9.0:1, Table 1, entry 4). Further reduction to 10 equiv. improved the dr but at the expense of catalysis efficiency (entry 5). Reactions performed in the absence of *p*-Toll were not productive, thereby supporting the involvement of an I(I)/I(III) cycle (entry 6). Moreover, increasing the scale to 0.5 mmol generated **3a** in 72% yield (dr 17.0:1) (Table 1, entry 7). In the case of the more electron deficient substrate **1b** (*m*-CF₃-Ph), direct translation of these optimized conditions was not productive (entry 8). However, elevated temperatures and amounts of amine·HF (entries 9–11) allowed the target *cis*- α,α -difluorocyclopropane to be formed in 64% yield (dr 8.1:1).

In a reversal of circumstances, exposure of bicyclobutane **1a** (*p*-F-Ph) to these conditions resulted in an inversion of diastereoselectivity to favor the *trans* product (Table 1, entry 12). This comparative optimization process proved valuable in identifying variables that allow the product distribution and diastereoselectivity to be regulated.

To establish the scope and limitations of the transformation, a series of BCBs with electronically modulated aryl rings were investigated (Scheme 2). Guided by the findings summarized

Scheme 2. Substrate Scope of the Difluorinative Cyclopropanation of BCBs by I(I)/I(III) Catalysis



^aGreen box: combined yield of both *cis* and *trans* isomers and determined by ¹⁹F NMR with α,α,α -trifluorotoluene as an internal standard. ^bGray box: isolated yield following column chromatography, average of 2 runs, 0.50 mmol scale. ^cReaction performed on a 4.00 mmol scale. ^dReaction performed on a 3.75 mmol scale.

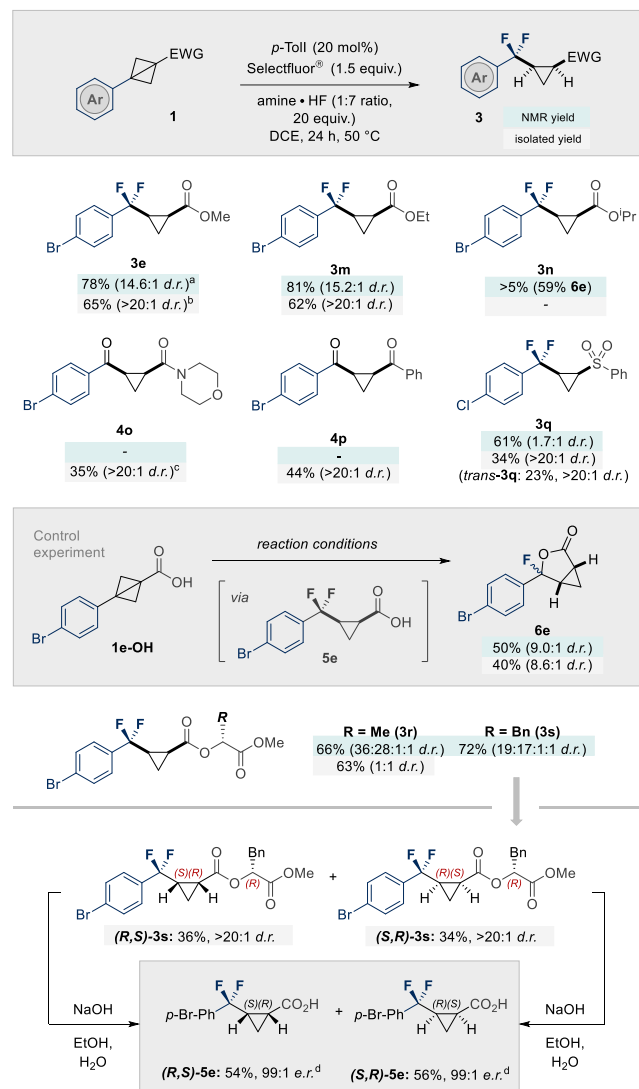
in Table 1, three sets of reaction conditions were employed, varying only the temperature and equivalents of amine·HF complex. As a convenient method to categorize this substrate set, the Hammett σ value of the aryl substituent was used. This revealed a clear trend linking the increased HF/temperature with the electronic nature of the ring (*vide infra*).

Whereas conditions A were sufficient to process the *p*-H and *p*-F substrates to products **3c** and **3a**, respectively, (up to 72%, 17:1 *cis:trans*), the conversion of BCBs **1d–g** to α,α -difluorocyclopropanes **3d–g** required an increased reaction temperature of 50 °C (up to 88%, >20:1 *cis:trans*). Although challenging, it was possible to induce the fluorinative skeletal rearrangement of highly electron deficient substrates, to generate products **3b,h–l** (up to 72%, up to 10.1:1 *cis:trans*) by increasing the amounts of HF. In all cases, product isolation

proved facile by column chromatography, enabling the target *cis*- α,α -difluorocyclopropanes to be isolated in >20:1 dr.

To further expand the reaction scope, the impact of modifying the pendant methyl ester was investigated (Scheme 3, top). Whereas the methyl and ethyl derivatives were

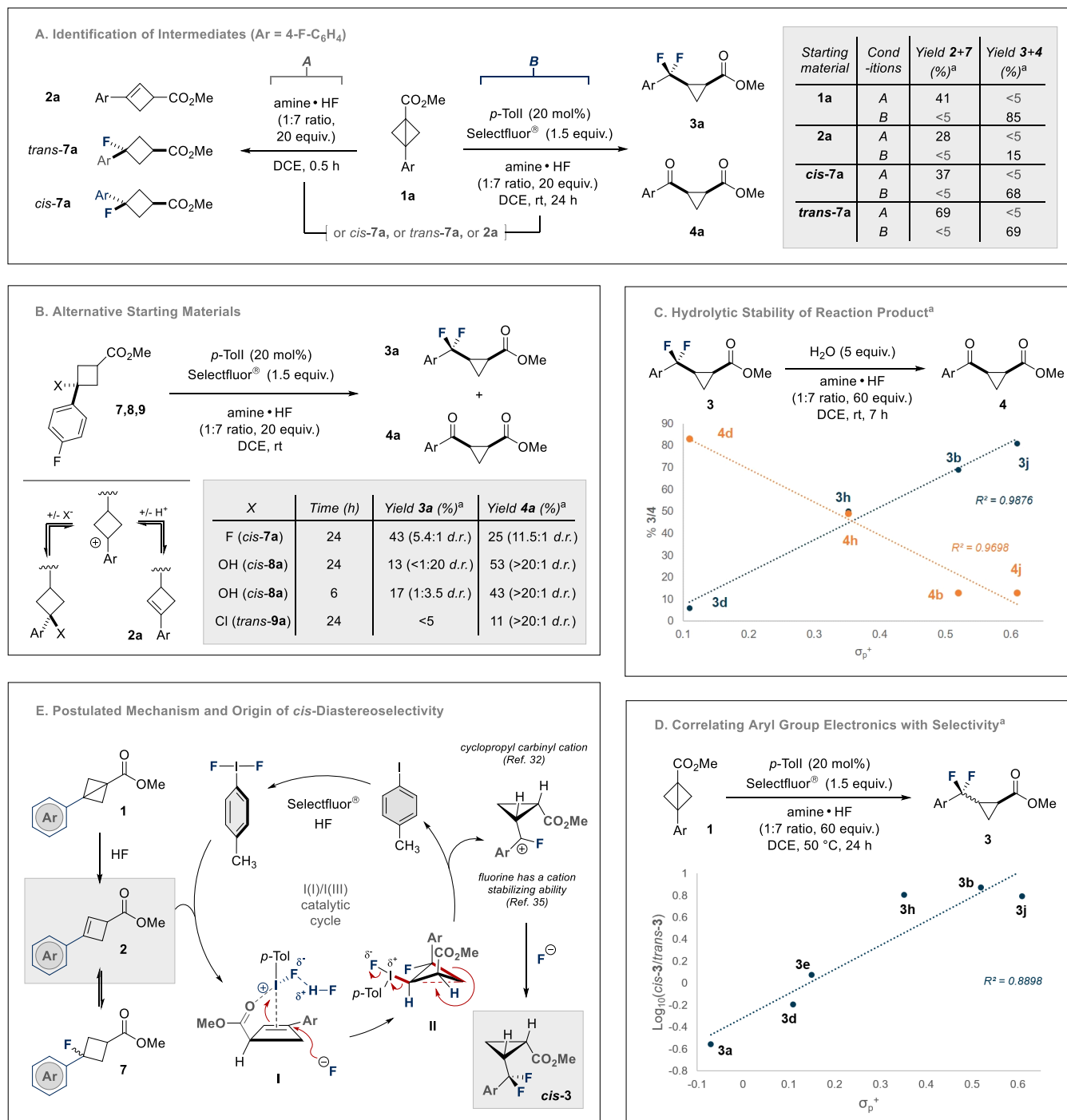
Scheme 3. Investigating the Impact of the Electron Withdrawing Group and the Generation of Optically Active Derivatives



^aGreen box: combined yield of both *cis* and *trans* isomers and determined by ¹⁹F NMR with α,α,α -trifluorotoluene as an internal standard. ^bGray box: isolated yield following column chromatography, average of 2 runs, 0.50 mmol scale. ^c0.20 mmol scale. ^der determined by esterification to form **3e**, followed by analysis by HPLC.

smoothly processed to **3e,m** (up to 81%, dr 15.2:1), the *i*Pr ester (**1n**) hydrolyzed under the reaction conditions, furnishing the bicyclic lactone **6e** as the major product (59%). As a control experiment, the carboxylic acid **1e-OH** and intermediate **5e** were independently exposed to the reaction conditions and this led to comparable lactone formation (please see the Supporting Information for full details). Intriguingly, replacement of the ester with an amide or a ketone led almost exclusively to 1,4-ketones **4o,p** (35% and 44% isolated yields, respectively). In both cases, traces of the

Scheme 4. (A) Identification of Cyclobutene 2 and Fluorinated Cyclobutane 7 as Intermediates within the Reaction Pathway; (B) Validating Alternative Cyclobutene Precursors; (C) Correlating Hydrolytic Stability with Hammett σ_p^+ Parameter; (D) Correlating Aryl Group Electronics with Diastereoselectivity; (E) Proposed Reaction Mechanism



^aYields determined by ¹H and ¹⁹F NMR analyses.

expected difluorocyclopropane were visible in the ¹⁹F NMR spectra, demonstrating postreaction hydrolysis of the geminal CF₂ group. Gratifyingly, the process proved to be compatible with sulfones, enabling 3q to be forged in 61% yield. To access enantiomerically pure materials via this strategy, the bicyclobutanes 1r,s were prepared in which the methyl ester was replaced by an auxiliary. Both substrates were compatible with the reaction conditions, enabling 3r,s to be prepared in synthetically useful yields (66% and 72%, respectively). In the

case of cyclopropane 3s, a facile separation/saponification sequence afforded both enantiomers of cis-5e (er 99:1 for both enantiomers).

To interrogate the mechanism, a series of control experiments were conducted (Scheme 4). As the reaction hinges on the *in situ* generation of cyclobutenes from bicyclobutanes in the presence of HF, this initial process was investigated. Exposure of bicyclobutane 1a to amine·HF, in the absence of Selectfluor or the organocatalyst, generated cyclobutene 2a and

a diastereomeric mixture of cyclobutane **7a** as determined by NMR analyses (Scheme 4A).

The isolation of these compounds and subsequent exposure to the amine-HF complex afforded similar mixtures, as judged by NMR analysis, which indicates a dynamic equilibrium. The product distribution shifts to the generation of **3a** and **4a** upon addition of the catalyst *p*-Toll and Selectfluor (conditions A versus conditions B; see table in the inset).

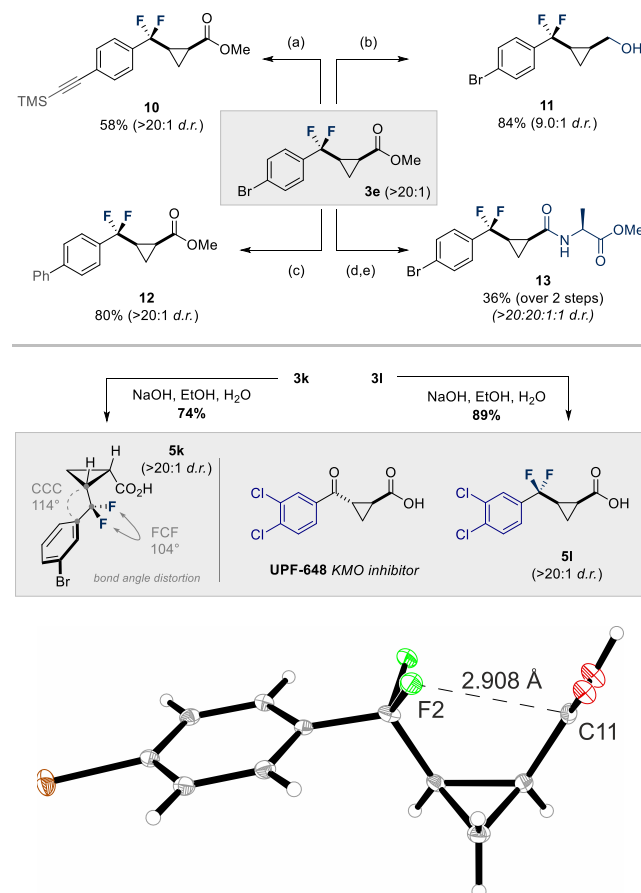
To further support the involvement of cyclobutane **7a**, additional cyclobutane derivatives were validated as cyclobutene sources (Scheme 4B). It is interesting to note that exposure of *cis*-**8a** (X = OH) to the standard reaction conditions did indeed generate the ring-contracted product (**3a**) in 13% yield, but substantial hydrolysis was observed even when employing reduced reaction times. This is likely due to the residual water that is generated upon elimination to generate the cyclobutene **2a**. This observation and the degradation of the chlorinated derivative **9a** under the reaction conditions underscore the value of bicyclobutanes for this transformation. To establish the electronic influence of the aryl substituent on the relative stabilities of the product *cis*- α,α -difluorocyclopropanes, representative examples were exposed to modified conditions in the presence of water (5 equiv) and absence of catalyst. A plot of the starting material and product after 7 h against the Hammett σ_p^+ parameter confirmed a linear dependence (Scheme 4C). This demonstrates that, while diketone **4a** is stable under the reaction conditions (see the Supporting Information for full details), difluorocyclopropanes (**3**) slowly hydrolyze over time. It is pertinent to note that HF has been leveraged to enable the Brønsted acid activation of benzylic fluorides.³¹ In this study, the contribution of the cyclopropyl Walsh orbitals cannot be discounted, given their contribution to the stability of the cyclopropinyl carbinyl cation.^{4,32} This trend was mirrored in the plot of selectivity ($\log_{10}[\textit{cis}\text{-}3/\textit{trans}\text{-}3]$) versus σ_p^+ (Scheme 4D) and demonstrated that an erosion of diastereoselectivity occurred at higher temperatures and HF equivalents.

Collectively, these data allow a mechanistic scenario to be postulated that is contingent on *in situ* generation of **2**; a species that exists in dynamic equilibrium with the HF adduct **7** (Scheme 4E). Simultaneously, *p*-Toll^{III}F₂ is generated via Selectfluor-mediated oxidation of *p*-Toll in the presence of HF.³³ The dominant formation of the *cis* isomer suggests that the ester functionality may play a role in coordinating the iodine(III) species to the same face of the alkene. This coordinating role of the ester is well-established in the I(I)/I(III)-catalyzed fluorohydration of alkynes (the fluorokucherov reaction)³⁴ and supported by the observation that CO₂Me \rightarrow SO₂Ph exchange erodes stereoselectivity (**3q**; Scheme 3). Fluorination to generate the cyclobutane **II** would enable a stereospecific ring contraction to liberate the catalyst and generate a *cis*-configured cyclopropyl carbinyl cation. In addition to being benzylic, this cation is stabilized by the cyclopropyl Walsh orbitals and the proximal fluorine atom.³⁵ The stereochemical course of this reaction is complementary to a recent study by Aggarwal and co-workers on *trans*-selective cyclopropane formation enabled by treating bicyclo[1.1.0]-butyl pinacol boronic esters with sterically hindered nucleophiles.^{30h}

To demonstrate the synthetic utility of the difluorocyclopropyl motif, derivative **3e** was subjected to standard Sonogashira and Suzuki cross-coupling conditions to afford the products **10** and **12**, respectively. Modification of the ester

motif was also facile, as was demonstrated by the formation of alcohol **11** and amide **13** (Scheme 5). To facilitate conforma-

Scheme 5. (Top) Derivatization of Substrate **3e**; (Bottom) X-ray Crystallographic Analysis of **5k** and Preparation of a Fluorinated Analogue of the API, UPF-648^{4a}

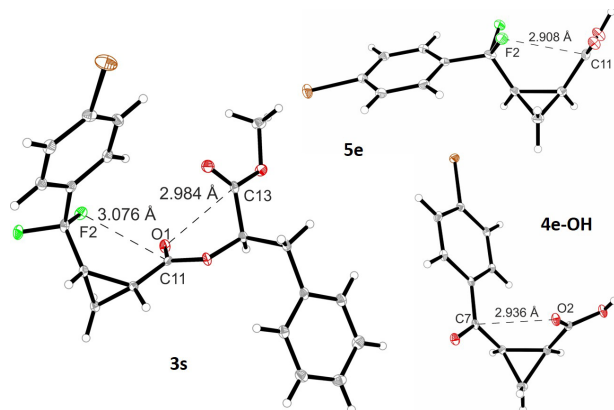
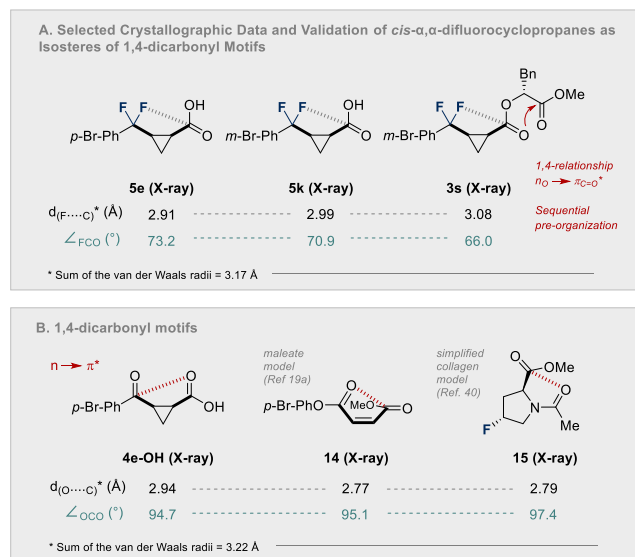


^{4a}Reaction conditions: (a) TMS-acetylene (1.5 equiv), Pd(PPh₃)₂Cl₂ (10 mol %), CuI (20 mol %), ⁱPr₂NH, 80 °C, 3 h; (b) LiAlH₄ (2.2 equiv), THF, 0 °C, 1 h; (c) PhB(OH)₂ (1.5 equiv), Pd(PPh₃)₄ (5 mol %), Cs₂CO₃ (2.0 equiv), H₂O, 1,4-dioxane, 80 °C, 3 h; (d) NaOH (6.0 equiv), MeOH, rt, 5 h; (e) H-Ala-OMe-HCl (1.1 equiv), EDC (1.1 equiv), DMAP (5 mol %), DCM, rt, 16 h. Yields and dr values refer to isolated products.

tional analysis of the *cis*- α,α -difluorocyclopropane moiety by single-crystal diffraction, compounds **3k,l** were saponified to generate the acids **5k,l**, respectively (Scheme 5, bottom).³⁶ Compound **5l** is a novel isostere of UPF-648, which is a widely studied kynurenine 3-monooxygenase (KMO) inhibitor that has a range of clinical applications in translational neurology.^{37,38} In the case of **5k**, the X-ray analysis reveals a C-C-C bond angle of 114° and a F-C-F angle of 104°: this further demonstrates the distorting impact of fluorination on an idealized tetrahedral geometry. In addition, the proximity of one fluorine atom to the carbonyl group (2.99 Å) is reminiscent of the preferential conformation adopted by 1,4-carbonyl groups in collagen ($n_o \rightarrow \pi_{C=O}^*$).

To further explore α,α -difluorocyclopropanes as structural mimics, the interatomic distances of crystalline samples of **5e,k** and **3s** were compared³⁹ with the 1,4-diketone **4e-OH** and two known compounds in which $n_o \rightarrow \pi^*$ interactions are operational (**14** and **15**) (Scheme 6). In the case of **5e,k**

Scheme 6. Selected X-ray Structural Data and Validation of *cis*- α,α -Difluorocyclopropanes **3s** and **5s** as 1,4-Dicarbonyl Bioisosteres (**4e-OH**)



and **3s**, the distances between one of the F atoms and the C(sp²) center were found to be less than the sum of the van der Waals radii. This was also noted for the ketone derived from **5e** (**4e-OH**). These values (2.91–3.08 Å) are in good agreement with the structural analyses of a model maleate (**14**, 2.77 Å)^{19a} and Raines' simplified collagen model **15** (2.79 Å).⁴⁰ This study contributes to the current interest in C–F...C=O(amide) interactions, as is exemplified by a recent crystallographic and spectroscopic study by Lectka and co-workers.⁴¹

Clinical success is an effective driver for the conception and development of synthetic methodology. Motivated by the emergence of α,α -difluorocyclopropanes on the drug discovery landscape, and the conspicuous dearth of methods to facilitate their construction, a fluorinated skeletal rearrangement of disubstituted bicyclobutanes (BCBs) has been developed that leverages I(I)/I(III) catalysis. The Brønsted acidity of the HF serves to unmask the BCB and reveal a cyclobutene: this then engages with *in situ* generated *p*-TolIF₂. A fluorination/stereospecific ring contraction/fluorination sequence then ensues to liberate the *cis* product with high levels of selectivity. It is postulated that this unprecedented 4 → 3 rearrangement proceeds via a cation in which all three substituents confer a stabilizing effect. The route facilitates access to structural isosteres of 1,4-dicarbonyl compounds, and an X-ray analysis

indicates that similar conformational behavior is observed in the solid state. In addition to expanding the pharmacophore discovery arsenal, this transformation enables the generation of fluorinated isosteres and peptidomimetics. It is envisaged that this study will stimulate interest in the activation of strained-ring systems by hypervalent iodine catalysis.

ASSOCIATED CONTENT

Supporting Information

The Supporting Information is available free of charge at <https://pubs.acs.org/doi/10.1021/acscatal.2c04511>.

Experimental procedures, product characterization, X-ray data, and NMR spectra (PDF)

CheckCIF and PLATON report (PDF)

Crystallographic data (CIF)

AUTHOR INFORMATION

Corresponding Author

Ryan Gilmour – *Organisch-Chemisches Institut, Westfälische Wilhelms-Universität Münster, 48149 Münster, Germany;*

orcid.org/0000-0002-3153-6065; Email: ryan.gilmour@uni-muenster.de

Authors

Keith Livingstone – *Organisch-Chemisches Institut, Westfälische Wilhelms-Universität Münster, 48149 Münster, Germany*

Kathrin Siebold – *Organisch-Chemisches Institut, Westfälische Wilhelms-Universität Münster, 48149 Münster, Germany*

Stephanie Meyer – *Organisch-Chemisches Institut, Westfälische Wilhelms-Universität Münster, 48149 Münster, Germany*

Victor Martín-Heras – *Organisch-Chemisches Institut, Westfälische Wilhelms-Universität Münster, 48149 Münster, Germany*

Constantin G. Daniliuc – *Organisch-Chemisches Institut, Westfälische Wilhelms-Universität Münster, 48149 Münster, Germany*

Complete contact information is available at: <https://pubs.acs.org/10.1021/acscatal.2c04511>

Author Contributions

The manuscript was written through contributions of all authors. All authors have given approval to the final version of the manuscript.

Funding

We acknowledge generous financial support from the WWU Münster, the European Research Council (ERC Consolidator Grant RECON 818949), and the Alexander von Humboldt Foundation (fellowships to K.L. and V.M.-H.).

Notes

The authors declare no competing financial interest.

ACKNOWLEDGMENTS

We thank the analytical departments of the Organisch-Chemisches Institut (WWU Münster) for support.

ABBREVIATIONS

BCBs, bicyclobutanes; HPLC, high-performance liquid chromatography; NMR, nuclear magnetic resonance

REFERENCES

- (1) (a) Taylor, R. D.; MacCoss, M.; Lawson, A. D. G. Rings in Drugs. *J. Med. Chem.* **2014**, *57*, 5845–5859. (b) Talele, T. T. The “Cyclopropyl Fragment” is a Versatile Player that Frequently Appears in Preclinical/Clinical Drug Molecules. *J. Med. Chem.* **2016**, *59*, 8712–8756. (c) Shearer, J.; Castro, J. L.; Lawson, A. D. G.; MacCoss, M.; Taylor, R. D. Rings in Clinical Trials and Drugs: Present and Future. *J. Med. Chem.* **2022**, *65*, 8699–8712.
- (2) Burger, A. Cyclopropane Compounds of Biological Interest. In *Progress in Drug Research*; Jucker, E., Ed.; Birkhäuser: 1971; Vol. 15; pp 227–270.
- (3) (a) Salaün, J. Cyclopropane Derivatives and their Diverse Biological Activities In *Topics in Current Chemistry*; De Meijere, A., Ed; Springer, 2000; Vol 207 (Small Ring Compounds in Organic Synthesis VI), pp 1–67. (b) Driscoll, J. P.; Sadlowski, C. M.; Shah, N. R.; Feula, A. Metabolism and Bioactivation: It's Time to Expect the Unexpected. *J. Med. Chem.* **2020**, *63*, 6303–6314. (c) Bauer, M. R.; Di Fruscia, P.; Lucas, S. C. C.; Michaelides, I. N.; Nelson, J. E.; Storer, R. I.; Whitehurst, B. C. Put a ring on it: application of small aliphatic rings in medicinal chemistry. *RSC Med. Chem.* **2021**, *12*, 448–471.
- (4) (a) Walsh, A. D. Structures of ethylene oxide and cyclopropane. *Nature* **1947**, *159*, 165. (b) Robinson, R. Structures of Ethylene Oxide and Cyclopropane. *Nature* **1947**, *159*, 400–401. (c) McDowell, C. A. Structures of Ethylene Oxide and Cyclopropane. *Nature* **1947**, *159*, 508–509. (d) Walsh, A. D. Structures of Ethylene Oxide and Cyclopropane. *Nature* **1947**, *159*, 712–713. (e) Robinson, R. Formulae for Ethylene Oxide and Cyclopropane. *Nature* **1947**, *160*, 162. (f) Linnett, J. W. Structure of Ethylene Oxide and Cyclopropane. *Nature* **1947**, *160*, 162–163. (g) Walsh, A. D. The structures of ethylene oxide, cyclopropane, and related molecules. *Trans. Faraday Soc.* **1949**, *45*, 179–190. (h) Sparr, C.; Gilmour, R. Cyclopropyl Iminium Activation: Reactivity Umpolung in Enantioselective Organocatalytic Reaction Design. *Angew. Chem., Int. Ed.* **2011**, *50*, 8391–8395.
- (5) De Meijere, A. Bonding Properties of Cyclopropane and Their Chemical Consequences. *Angew. Chem., Int. Ed.* **1979**, *18*, 809–826.
- (6) (a) Meanwell, N. A. Synopsis of Some Recent Tactical Application of Bioisosteres in Drug Design. *J. Med. Chem.* **2011**, *54*, 2529–2591. (b) Kumari, S.; Carmona, A. V.; Tiwari, A. K.; Trippier, P. C. Amide Bond Bioisosteres: Strategies, Synthesis, and Successes. *J. Med. Chem.* **2020**, *63*, 12290–12358. (c) Mondal, R.; Agbaria, M.; Nairoukh, Z. Fluorinated Rings: Conformation and Application. *Chem. - Eur. J.* **2021**, *27*, 7193–7213.
- (7) Mizuno, A.; Matsui, K.; Shuto, S. From Peptides to Peptidomimetics: A Strategy Based on the Structural Features of Cyclopropane. *Chem. - Eur. J.* **2017**, *23*, 14394–14409.
- (8) (a) Lovering, F.; Bikker, J.; Humblet, C. Escape from Flatland: Increasing Saturation as an Approach to Improving Clinical Success. *J. Med. Chem.* **2009**, *52*, 6752–6756. (b) Landry, M. L.; Crawford, J. J. LogD Contributions of Substituents Commonly Used in Medicinal Chemistry. *ACS Med. Chem. Lett.* **2020**, *11*, 72–76.
- (9) (a) Fang, Z.; Cordes, D. B.; Slawin, A. M. Z.; O'Hagan, D. Fluorine containing cyclopropanes: synthesis of aryl substituted all-*cis* 1,2,3-trifluorocyclopropanes, a facially polar motif. *Chem. Commun.* **2019**, *55*, 10539–10542. For related facially polarized rings, see: (b) Thomson, C. J.; Zhang, Q.; Al-Maharik, N.; Bühl, M.; Cordes, D. B.; Slawin, A. M. Z.; O'Hagan, D. Fluorinated cyclopropanes: synthesis and chemistry of the aryl α,β -trifluorocyclopropane motif. *Chem. Commun.* **2018**, *54*, 8415–8418. (c) Keddie, N. S.; Slawin, A. M. Z.; Lebl, T.; Philp, D.; O'Hagan, D. All-*cis* 1,2,3,4,5,6-hexafluorocyclohexane is a facially polarized cyclohexane. *Nat. Chem.* **2015**, *7*, 483–488. (d) Santschi, N.; Gilmour, R. A Janus cyclohexane ring. *Nat. Chem.* **2015**, *7*, 467–468. (e) Ziegler, B. E.; Lecours, M.; Marta, R. A.; Featherstone, J.; Fillion, E.; Hopkins, W. S.; Steinmetz, V.; Keddie, N. S.; O'Hagan, D.; McMahon, T. B. Janus Face Aspect of All-*cis* 1,2,3,4,5,6-Hexafluorocyclohexane Dictates Remarkable Anion and Cation Interactions In the Gas Phase. *J. Am. Chem. Soc.* **2016**, *138*, 7460–7463. (f) Rodil, A.; Bosisio, S.; Ayoup, M. S.; Quinn, L.; Cordes, D. B.; Slawin, A. M. Z.; Murphy, C. D.; Michel, J.; O'Hagan, D. Metabolism and hydrophilicity of the polarised 'Janus face' all-*cis* tetrafluorocyclohexyl ring, a candidate motif for drug discovery. *Chem. Sci.* **2018**, *9*, 3023–3028.
- (10) (a) Dolbier, W. R.; Battiste, M. A. Structure, Synthesis, and Chemical Reactions of Fluorinated Cyclopropanes and Cyclopropenes. *Chem. Rev.* **2003**, *103*, 1071–1098. (b) Abele, S.; Seiler, P.; Seebach, D. Synthesis, Crystal Structures, and Modelling of β -Oligopeptides Consisting of 1-(Aminomethyl)cyclopropanecarboxylic Acid: Ribbon-Type Arrangement of Eight-Membered H-Bonded Rings. *Helv. Chim. Acta* **1999**, *82*, 1559–1571. (c) Grygorenko, O. O.; Artamonov, O. S.; Komarov, I. V.; Mykhailiuk, P. K. Trifluoromethyl-substituted cyclopropanes. *Tetrahedron* **2011**, *67*, 803–823. (d) Časar, Z. Synthetic Approaches to Contemporary Drugs that Contain the Cyclopropyl Moiety. *Synthesis* **2020**, *52*, 1315–1345. (e) Pons, A.; Delion, L.; Poisson, T.; Charette, A. B.; Jubault, P. Asymmetric Synthesis of Fluoro, Fluoromethyl, Difluoromethyl, and Trifluoromethylcyclopropanes. *Acc. Chem. Res.* **2021**, *54*, 2969–2990.
- (11) (a) Müller, K.; Faeh, C.; Diederich, F. Fluorine in pharmaceuticals: looking beyond intuition. *Science* **2007**, *317*, 1881–1886. (b) O'Hagan, D. Understanding organofluorine chemistry. An introduction to the C–F bond. *Chem. Soc. Rev.* **2008**, *37*, 308–319. (c) Purser, S.; Moore, P. R.; Swallow, S.; Gouverneur, V. Fluorine in medicinal chemistry. *Chem. Soc. Rev.* **2008**, *37*, 320–330. (d) Zimmer, L. E.; Sparr, C.; Gilmour, R. Fluorine Conformational Effects in Organocatalysis: An Emerging Strategy for Molecular Design. *Angew. Chem., Int. Ed.* **2011**, *50*, 11860–11871. (e) Gillis, E. P.; Eastman, K. J.; Hill, M. D.; Donnelly, D. J.; Meanwell, N. A. Applications of Fluorine in Medicinal Chemistry. *J. Med. Chem.* **2015**, *58*, 8315–8359. (f) Meanwell, N. A. Fluorine and Fluorinated Motifs in the Design and Application of Bioisosteres for Drug Design. *J. Med. Chem.* **2018**, *61*, 5822–5880. (g) Molnár, I. G.; Thiehoff, C.; Holland, M. C.; Gilmour, R. Catalytic, Vicinal Difluorination of Olefins: Creating a Hybrid, Chiral Bioisostere of the Trifluoromethyl and Ethyl Groups. *ACS Catal.* **2016**, *6*, 7167–7173. (h) Richardson, P. Applications of fluorine to the construction of bioisosteric elements for the purposes of novel drug discovery. *Expert Opin. Drug Discovery* **2021**, *16*, 1261–1286.
- (12) Fedoryński, M. Syntheses of *gem*-Dihalocyclopropanes and Their Use in Organic Synthesis. *Chem. Rev.* **2003**, *103*, 1099–1132.
- (13) (a) Taylor, J. G.; Zipfel, S.; Ramay, K.; Vivian, R.; Schrier, A.; Karki, K. K.; Katana, A.; Kato, D.; Kobayashi, T.; Martinez, R.; Sangi, M.; Siegel, D.; Tran, C. V.; Yang, Z.-Y.; Zablocki, J.; Yang, C. Y.; Wang, Y.; Wang, K.; Chan, K.; Barauskas, O.; Cheng, G.; Jin, D.; Schultz, B. E.; Appleby, T.; Villaseñor, A. G.; Link, J. O. Discovery of the pan-genotypic hepatitis C virus NS3/4A protease inhibitor voxilaprevir (GS-9857): A component of Vosevi®. *Bioorg. Med. Chem. Lett.* **2019**, *29*, 2428–2436. (b) Lawitz, E. J.; O'Riordan, W. D.; Asatryan, A.; Freilich, B. L.; Box, T. D.; Overcash, J. S.; Lovell, S.; Ng, T. I.; Liu, W.; Campbell, A.; Lin, C. W.; Yao, B.; Kort, J. Potent Antiviral Activities of the Direct-Acting Antivirals ABT-493 and ABT-530 with Three-Day Monotherapy for Hepatitis C Virus Genotype 1 Infection. *Antimicrob. Agents Chemother.* **2016**, *60*, 1546–1555. (c) Link, J. O.; Rhee, M. S.; Tse, W. C.; Zheng, J.; Somoza, J. R.; Rowe, W.; Begley, R.; Chiu, A.; Mulato, A.; Hansen, D.; Singer, E.; Tsai, L. K.; Bam, R. A.; Chou, C.-H.; Canales, E.; Brizgys, G.; Zhang, J. R.; Li, J.; Graupe, M.; Morganello, P.; Liu, Q.; Wu, Q.; Halcomb, R. L.; Saito, R. D.; Schroeder, S. D.; Lazerwith, S. E.; Bondy, S.; Jin, D.; Hung, M.; Novikov, N.; Liu, X.; Villaseñor, A. G.; Cannizzaro, C. E.; Hu, E. Y.; Anderson, R. L.; Appleby, T. C.; Lu, B.; Mwangi, J.; Liclican, A.; Niedziela-Majka, A.; Papalia, G. A.; Wong, M. H.; Leavitt, S. A.; Xu, Y.; Koditek, D.; Stepan, G. J.; Yu, H.; Pagratis, N.; Clancy, S.; Ahmadyar, S.; Cai, T. Z.; Sellers, S.; Wolckenhauer, S. A.; Ling, J.; Callebaut, C.; Margot, N.; Ram, R. R.; Liu, Y.-P.; Hyland, R.; Sinclair, G. I.; Ruane, P. J.; Crofoot, G. E.; McDonald, C. K.; Brainard, D. M.; Lad, L.; Swaminathan, S.; Sundquist, W. I.; Sakowicz, R.; Chester, A. E.; Lee, W. E.; Daar, E. S.; Yant, S. R.; Cihlar, T. Clinical targeting of HIV capsid protein with a long-acting small molecule. *Nature* **2020**, *584*, 614–618. (d) Zheng, B.; D'Andrea, S. V.; Sun, L.-Q.; Wang, A. X.; Chen, Y.; Hrnčiar, P.; Friborg, J.; Falk, P.; Hernandez, D.; Yu, F.;

- Sheaffer, A. K.; Knipe, J. O.; Mosure, K.; Rajamani, R.; Good, A. C.; Kish, K.; Tredup, J.; Klei, H. E.; Karuchuri, M.; Ng, A.; Gao, Q.; Rampulla, R. A.; Mathur, A.; Meanwell, N. A.; McPhee, F.; Scola, P. M. Potent Inhibitors of Hepatitis C Virus NS3 Protease: Employment of a Difluoromethyl Group as a Hydrogen-Bond Donor. *ACS Med. Chem. Lett.* **2018**, *9*, 143–148.
- (14) (a) Jung, M. E.; Piizzi, G. *gem*-Disubstituent Effect: Theoretical Basis and Synthetic Applications. *Chem. Rev.* **2005**, *105*, 1735–1766. (b) O'Hagan, D.; Wang, Y.; Skibinski, M.; Slawin, A. M. Z. Influence of the difluoromethylene group (CF₂) on the conformation and properties of selected organic compounds. *Pure Appl. Chem.* **2012**, *84*, 1587–1595.
- (15) Dossetter, A. G. A statistical analysis of in vitro human microsomal metabolic stability of small phenyl group substituents, leading to improved design sets for parallel SAR exploration of a chemical series. *Bioorg. Med. Chem.* **2010**, *18*, 4405–4414.
- (16) Fischer, F. R.; Wood, P. A.; Allan, F. H.; Diederich, F. Orthogonal dipolar interactions between amide carbonyl groups. *Proc. Natl. Acad. Sci. U.S.A.* **2008**, *105*, 17290–17294.
- (17) (a) Hodges, J. A.; Raines, R. T. Energetics of an $n \rightarrow \pi^*$ Interaction that Impacts Protein Structure. *Org. Lett.* **2006**, *8*, 4695–4697. (b) Shoulders, M. D.; Raines, R. T. Collagen structure and stability. *Annu. Rev. Biochem.* **2009**, *78*, 929–958. (c) Choudhary, A.; Gandla, D.; Krow, G. R.; Raines, R. T. Nature of Amide Carbonyl–Carbonyl Interactions in Proteins. *J. Am. Chem. Soc.* **2009**, *131*, 7244–7246. (d) Newberry, R. W.; Raines, R. T. *Acc. Chem. Res.* **2017**, *50*, 1838–1846. (e) Kilgore, H. R.; Raines, R. T. $n \rightarrow \pi^*$ Interactions Modulate the Properties of Cysteine Residues and Disulfide Bonds in Proteins. *J. Am. Chem. Soc.* **2018**, *140*, 17606–17611. (f) Sahariah, B.; Sarma, B. K. Relative orientation of the carbonyl groups determines the nature of orbital interactions in carbonyl–carbonyl short contacts. *Chem. Sci.* **2019**, *10*, 909–917. (g) León, I.; Alonso, E. R.; Cabezas, C.; Mata, S.; Alonso, J. L. Unveiling the $n \rightarrow \pi^*$ interactions in dipeptides. *Commun. Chem.* **2019**, *2*, 3.
- (18) (a) Bretscher, L. E.; Jenkins, C. L.; Taylor, K. M.; DeRider, M. L.; Raines, R. T. Conformational Stability of Collagen Relies on a Stereoelectronic Effect. *J. Am. Chem. Soc.* **2001**, *123*, 777–778. (b) DeRider, M. L.; Wilkens, S. J.; Waddell, M. J.; Bretscher, L. E.; Weinhold, F.; Raines, R. T.; Markley, J. L. Collagen Stability: Insights from NMR Spectroscopic and Hybrid Density Functional Computational Investigations of the Effect of Electronegative Substituents on Prolyl Ring Conformations. *J. Am. Chem. Soc.* **2002**, *124*, 2497–2505. (c) Jakobsche, C. E.; Choudhary, A.; Miller, S. J.; Raines, R. T. $n \rightarrow \pi^*$ Interaction and $n(\pi)$ Pauli Repulsion Are Antagonistic for Protein Stability. *J. Am. Chem. Soc.* **2010**, *132*, 6651–6653. (d) Wilhelm, P.; Lewandowski, B.; Trapp, N.; Wennemers, H. A Crystal Structure of an Oligoproline PPII-Helix, at Last. *J. Am. Chem. Soc.* **2014**, *136*, 15829–15832. (e) Dobitz, S.; Aronoff, M. R.; Wennemers, H. Oligoprolines as Molecular Entities for Controlling Distance in Biological and Material Sciences. *Acc. Chem. Res.* **2017**, *50*, 2420–2428.
- (19) (a) Neveselý, T.; Molloy, J. J.; McLaughlin, C.; Brüsch, L.; Daniliuc, C. G.; Gilmour, R. Leveraging the $n \rightarrow \pi^*$ Interaction in Alkene Isomerization by Selective Energy Transfer Catalysis. *Angew. Chem., Int. Ed.* **2022**, *61*, e202113600. (b) Neveselý, T.; Wienhold, M.; Molloy, J. J.; Gilmour, R. Advances in the *E* \rightarrow *Z* Isomerization of Alkenes Using Small Molecule Photocatalysts. *Chem. Rev.* **2022**, *122*, 2650–2694.
- (20) Hara, S.; Nakahigashi, J.; Ishi-i, K.; Fukuhara, T.; Yoneda, N. Fluorinative ring-contraction of cyclic alkenes with *p*-iodotoluene difluoride. *Tetrahedron Lett.* **1998**, *39*, 2589–2592.
- (21) (a) Wiberg, K. B.; Lampman, G. M.; Ciula, R. P.; Connor, D. S.; Schertler, P.; Lavanish, J. Bicyclo[1.1.0]butane. *Tetrahedron* **1965**, *21*, 2749–2769. (b) Walczak, M. A. A.; Krainz, T.; Wiff, P. Ring-Strain-Enabled Reaction Discovery: New Heterocycles from Bicyclo[1.1.0]butanes. *Acc. Chem. Res.* **2015**, *48*, 1149–1158. (c) Kelly, C. B.; Milligan, J.; Tilley, L. J.; Sodano, T. M. Bicyclobutanes: from curiosities to versatile reagents and covalent warheads. *Chem. Sci.* **2022**, *13*, 11721–11737.
- (22) (a) Nilsen, N. O.; Skattebøl, L.; Baird, M. S.; Buxton, S. R.; Slowey, P. D. A simple route to 1-bromobicyclo[1.1.0]butanes by intramolecular trapping of 1-bromo-1-thiocyclopropanes. *Tetrahedron Lett.* **1984**, *25*, 2887–2890. (b) Baird, M. S.; Hussain, H. H. The preparation and decomposition of alkyl 2-diazopent-4-enoates and 1-trimethylsilyl-1-diazobut-3-enes. *Tetrahedron* **1987**, *43*, 215–224. (c) McNamee, R. E.; Haugland, M. M.; Nugent, J.; Chan, R.; Christensen, K. E.; Anderson, E. A. Synthesis of 1,3-disubstituted bicyclo[1.1.0]butanes via directed bridgehead functionalization. *Chem. Sci.* **2021**, *12*, 7480–7485.
- (23) (a) Chen, H.; Hamilton, G.; Patel, S.; Zhao, G.; Daniels, B.; Stivala, C. Bicyclic Compounds for Use as RIP1 Inhibitors. WO2019/072942A1, 2019; (b) Baccei, J. M.; Bravo, Y.; Chen, A. C.-Y.; Roppe, J.; Schrader, T.; Xiong, Y. Preparation of Diazabicyclooctanyl Nicotinonitriles as Muscarinic Acetylcholine M1 Receptor Antagonists. WO2021/071843A1, 2021.
- (24) An, L.; Tong, F.-F.; Zhang, S.; Zhang, X. Stereoselective Functionalization of Racemic Cyclopropylzinc Reagents via Enantio-divergent Relay Coupling. *J. Am. Chem. Soc.* **2020**, *142*, 11884–11892.
- (25) For selected reviews of I(III)-catalyzed fluorination, see: (a) Kohlhepp, S. V.; Gulder, T. Hypervalent iodine(III) fluorinations of alkenes and diazo compounds: new opportunities in fluorination chemistry. *Chem. Soc. Rev.* **2016**, *45*, 6270–6288. (b) Arnold, A. M.; Ulmer, A.; Gulder, T. Advances in Iodine(III)-Mediated Halogenations: A Versatile Tool to Explore New Reactivities and Selectivities. *Chem. - Eur. J.* **2016**, *22*, 8728–8739. (c) Meyer, S.; Häfliger, J.; Gilmour, R. Expanding organofluorine chemical space: the design of chiral fluorinated isosteres enabled by I(I)/I(III) catalysis. *Chem. Sci.* **2021**, *12*, 10686–10695.
- (26) For selected examples of 1,1-difluorination, see: (a) Ilchenko, N. O.; Tasch, B. O. A.; Szabó, K. J. Mild Silver-Mediated Geminal Difluorination of Styrenes Using an Air- and Moisture-Stable Fluoroiodane Reagent. *Angew. Chem., Int. Ed.* **2014**, *53*, 12897–12901. (b) Kitamura, T.; Muta, K.; Oyamada, J. Hypervalent Iodine-Mediated Fluorination of Styrene Derivatives: Stoichiometric and Catalytic Transformation to 2,2-Difluoroethylarenes. *J. Org. Chem.* **2015**, *80*, 10431–10436. (c) Banik, S. M.; Medley, J. W.; Jacobsen, E. N. Catalytic, asymmetric difluorination of alkenes to generate difluoromethylated stereocenters. *Science* **2016**, *353*, 51–54. (d) Ilchenko, N. O.; Szabó, K. J. Geminal difluorination of α, α' -disubstituted styrenes using fluoro-benziodoxole reagent. Migration aptitude of the α -substituents. *J. Fluorine Chem.* **2017**, *203*, 104–109. (e) Scheidt, F.; Neufeld, J.; Schäfer, M.; Thiehoff, C.; Gilmour, R. Catalytic Geminal Difluorination of Styrenes for the Construction of Fluorine-rich Bioisosteres. *Org. Lett.* **2018**, *20*, 8073–8076. (f) Zhao, Z.; Racicot, L.; Murphy, G. K. Fluorinative Rearrangements of Substituted Phenylallenes Mediated by (Difluoroiodo)toluene: Synthesis of α -(Difluoromethyl)styrenes. *Angew. Chem., Int. Ed.* **2017**, *56*, 11620–11623. (g) Kitamura, T.; Yoshida, K.; Mizuno, S.; Miyake, A.; Oyamada, J. Difluorination of Functionalized Aromatic Olefins Using Hypervalent Iodine/HF Reagents. *J. Org. Chem.* **2018**, *83*, 14853–14860. (h) Lv, W.-X.; Li, Q.; Li, J.-L.; Li, Z.; Lin, E.; Tan, D.-H.; Cai, Y.-H.; Fan, W.-X.; Wang, H. *gem*-Difluorination of Alkenyl *N*-methyliminodiacetyl Boronates: Synthesis of α - and β -Difluorinated Alkylborons. *Angew. Chem., Int. Ed.* **2018**, *57*, 16544–16548. (i) Levin, M. D.; Ovian, J. M.; Read, J. A.; Sigman, M. S.; Jacobsen, E. N. Catalytic Enantioselective Synthesis of Difluorinated Alkyl Bromides. *J. Am. Chem. Soc.* **2020**, *142*, 14831–14837. (j) Häfliger, J.; Livingstone, K.; Daniliuc, C. G.; Gilmour, R. Difluorination of α -(bromomethyl)styrenes via I(I)/I(III) catalysis: facile access to electrophilic linchpins for drug discovery. *Chem. Sci.* **2021**, *12*, 6148–6152. (k) Neufeld, J.; Stünkel, T.; Mück-Lichtenfeld, C.; Daniliuc, C. G.; Gilmour, R. Trifluorinated Tetralins via I(I)/I(III)-Catalysed Ring Expansion: Programming Conformation by [CH₂CH₂] \rightarrow [CF₂CHF] Isosterism. *Angew. Chem., Int. Ed.* **2021**, *60*, 13647–13651.
- (27) For selected examples of 1,2-difluorination, see: (a) Banik, S. M.; Medley, J. W.; Jacobsen, E. N. Catalytic, Diastereoselective 1,2-

- Difluorination of Alkenes. *J. Am. Chem. Soc.* **2016**, *138*, 5000–5003. (b) Molnár, I. G.; Gilmour, R. Catalytic Difluorination of Olefins. *J. Am. Chem. Soc.* **2016**, *138*, 5004–5007. (c) Scheidt, F.; Schäfer, M.; Sarie, J. C.; Daniliuc, C. G.; Molloy, J. J.; Gilmour, R. Enantioselective, Catalytic Vicinal Difluorination of Alkenes. *Angew. Chem., Int. Ed.* **2018**, *57*, 16431–16435. (d) Haj, M. K.; Banik, S. M.; Jacobsen, E. N. Catalytic, Enantioselective 1,2-Difluorination of Cinnamamides. *Org. Lett.* **2019**, *21*, 4919–4923. (e) Doobary, S.; Sedikides, A. T.; Caldora, H. P.; Poole, D. L.; Lennox, A. J. J. Electrochemical Vicinal Difluorination of Alkenes: Scalable and Amenable to Electron-Rich Substrates. *Angew. Chem., Int. Ed.* **2020**, *59*, 1155–1160. (f) Meyer, S.; Häfliger, J.; Schäfer, M.; Molloy, J. J.; Daniliuc, C. G.; Gilmour, R. A Chiral Pentafluorinated Isopropyl Group via Iodine(I)/(III) Catalysis. *Angew. Chem., Int. Ed.* **2021**, *60*, 6430–6434. (g) Martin-Heras, V.; Daniliuc, C. G.; Gilmour, R. An I(I)/I(III) Catalysis Route to the Heptafluoroisopropyl Group: A Privileged Module in Contemporary Agrochemistry. *Synthesis* **2021**, *53*, 4203–4212.
- (28) For I(III)-mediated fluorinative ring opening of cyclopropanes, see: (a) Ilchenko, N. O.; Hedberg, M.; Szabó, K. J. Fluorinative ring-opening of cyclopropanes by hypervalent iodine reagents. An efficient method for 1,3-oxyfluorination and 1,3-difluorination. *Chem. Sci.* **2017**, *8*, 1056–1061. (b) Banik, S. M.; Mennie, K. M.; Jacobsen, E. N. Catalytic 1,3-Difunctionalization via Oxidative C–C Bond Activation. *J. Am. Chem. Soc.* **2017**, *139*, 9152–9155. (c) For a study on cyclopropene activation, see: Meyer, S.; Göbel, L.; Livingstone, K.; Roblick, C.; Daniliuc, C. G.; Gilmour, R. Cyclopropene activation via I(I)/I(III) catalysis: Proof of principle and application in direct tetrafluorination. *Tetrahedron* **2022**, *126*, 132925.
- (29) For a report of the oxidative contraction of cyclobutenes using *m*-CPBA, see: Baumann, A. N.; Schüppel, F.; Eisold, M.; Kreppel, A.; Vivie-Riedle, R. de; Didier, D. Oxidative Ring Contraction of Cyclobutenes: General Approach to Cyclopropylketones including Mechanistic Insights. *J. Org. Chem.* **2018**, *83*, 4905–4921.
- (30) For selected examples of BCB reactivity, see: (a) Gianatassio, R.; Lopchuk, J. M.; Wang, J.; Pan, C.-M.; Malins, L. R.; Prieto, L.; Brandt, T. A.; Collins, M. R.; Gallego, G. M.; Sach, N. W.; Spangler, J. E.; Zhu, H.; Zhu, J.; Baran, P. S. Strain-release amination. *Science* **2016**, *351*, 241–246. (b) Lopchuk, J. M.; Fjelbye, K.; Kawamata, Y.; Malins, L. R.; Pan, C.-M.; Gianatassio, R.; Wang, J.; Prieto, L.; Bradow, J.; Brandt, T. A.; Collins, M. R.; Elleraas, J.; Ewanicki, J.; Farrell, W.; Fadeyi, O. O.; Gallego, G. M.; Mousseau, J. J.; Oliver, R.; Sach, N. W.; Smith, J. K.; Spangler, J. E.; Zhu, H.; Zhu, J.; Baran, P. S. Strain-Release Heteroatom Functionalization: Development, Scope, and Stereospecificity. *J. Am. Chem. Soc.* **2017**, *139*, 3209–3226. (c) Fawcett, A.; Biberger, T.; Aggarwal, V. K. Carbopalladation of C–C σ -bonds enabled by strained boronate complexes. *Nat. Chem.* **2019**, *11*, 117–122. (d) Silvi, M.; Aggarwal, V. K. Radical Addition to Strained σ -Bonds Enables the Stereocontrolled Synthesis of Cyclobutyl Boronic Esters. *J. Am. Chem. Soc.* **2019**, *141*, 9511–9515. (e) Pratt, C. J.; Aycock, R. A.; King, M. D.; Jui, M. T. Radical α -C-H Cyclobutylation of Aniline Derivatives. *Synlett* **2020**, *31*, 51–54. (f) Bennett, S. H.; Fawcett, A.; Denton, E. H.; Biberger, T.; Fasano, V.; Winter, N.; Aggarwal, V. K. Difunctionalization of C–C σ -Bonds Enabled by the Reaction of Bicyclo[1.1.0]butyl Boronate Complexes with Electrophiles: Reaction Development, Scope, and Stereochemical Origins. *J. Am. Chem. Soc.* **2020**, *142*, 16766–16775. (g) Tokunaga, K.; Sato, M.; Kuwata, K.; Miura, C.; Fuchida, H.; Matsunaga, N.; Koyanagi, S.; Ohdo, S.; Shindo, N.; Ojida, A. Bicyclobutane Carboxylic Amide as a Cysteine-Directed Strained Electrophile for Selective Targeting of Proteins. *J. Am. Chem. Soc.* **2020**, *142*, 18522–18531. (h) Guo, L.; Noble, A.; Aggarwal, V. K. α -Selective Ring-Opening Reactions of Bicyclo[1.1.0]butyl Boronic Ester with Nucleophiles. *Angew. Chem., Int. Ed.* **2021**, *60*, 212–216. (i) Lewis-Borrell, L.; Sneha, M.; Clark, I. P.; Fasano, V.; Noble, A.; Aggarwal, V. K.; Orr-Ewing, A. J. Direct Observation of Reactive Intermediates by Time-Resolved Spectroscopy Unravels the Mechanism of a Radical-Induced 1,2-Metalate Rearrangement. *J. Am. Chem. Soc.* **2021**, *143*, 17191–17199. (j) McNamee, R. E.; Thompson, A. L.; Anderson, E. A. Synthesis and Applications of Polysubstituted Bicyclo[1.1.0]butanes. *J. Am. Chem. Soc.* **2021**, *143*, 21246–21251. (k) Michalland, J.; Casaretto, N.; Zard, S. Z. A Modular Access to 1,2- and 1,3-Disubstituted Cyclobutylboronic Esters by Consecutive Radical Additions. *Angew. Chem., Int. Ed.* **2022**, *61*, e202113333.
- (31) Champagne, P. A.; Benhassine, Y.; Desroches, J.; Paquin, J.-F. Friedel-Crafts reaction of benzyl fluorides: selective activation of C-F bonds as enabled by hydrogen bonding. *Angew. Chem., Int. Ed.* **2014**, *53*, 13835–13839.
- (32) (a) Pittman, C. U., Jr; Olah, G. A. Stable Carbonium Ions. XVII.1a Cyclopropyl Carbonium Ions and Protonated Cyclopropyl Ketones. *J. Am. Chem. Soc.* **1965**, *87*, 5123–5132. (b) Sparr, C.; Gilmour, R. Cyclopropyl Iminium Activation: Reactivity Umpolung in Enantioselective Organocatalytic Reaction Design. *Angew. Chem., Int. Ed.* **2011**, *50*, 8391–8395. (c) Holland, M. C.; Gilmour, R. Deconstructing Covalent Organocatalysis. *Angew. Chem., Int. Ed.* **2015**, *54*, 3862–3871.
- (33) Sarie, J. C.; Thiehoff, C.; Mudd, R. J.; Daniliuc, C. G.; Kehr, G.; Gilmour, R. Deconstructing the Catalytic, Vicinal Difluorination of Alkenes: HF-Free Synthesis and Structural Study of *p*-TolIF₂. *J. Org. Chem.* **2017**, *82*, 11792–11798.
- (34) Neufeld, J.; Daniliuc, C. G.; Gilmour, R. Fluorohydration of alkynes via I(I)/I(III) catalysis. *Beilstein J. Org. Chem.* **2020**, *16*, 1627–1635.
- (35) (a) Johnson, W. S.; Chenera, B.; Tham, F. S.; Kullnig, R. K. Cation-stabilizing auxiliaries in polyene cyclizations. 4. The fluorine atom as a cation-stabilizing auxiliary in biomimetic polyene cyclizations. 1. Background and exploratory experiments. *J. Am. Chem. Soc.* **1993**, *115*, 493–497. (b) Johnson, W. S.; Fletcher, V. R.; Chenera, B.; Bartlett, W. R.; Tham, F. S.; Kullnig, R. K. Cation-stabilizing auxiliaries in polyene cyclizations. 5. The fluorine atom as a cation-stabilizing auxiliary in biomimetic polyene cyclizations. 2. Asymmetric synthesis of a steroid. *J. Am. Chem. Soc.* **1993**, *115*, 497–504. (c) Johnson, W. S.; Buchanan, R. A.; Bartlett, W. R.; Tham, F. S.; Kullnig, R. K. Cation-stabilizing auxiliaries in polyene cyclizations. 6. The fluorine atom as a cation-stabilizing auxiliary in biomimetic polyene cyclizations. 3. Use to effect regiospecific control. *J. Am. Chem. Soc.* **1993**, *115*, 504–515. (d) Johnson, W. S.; Plummer, M. S.; Reddy, S. P.; Bartlett, W. R. Cation-stabilizing auxiliaries in polyene cyclizations. 7. The fluorine atom as a cation-stabilizing auxiliary in biomimetic polyene cyclizations. 4. Total synthesis of dl- β -amyrin. *J. Am. Chem. Soc.* **1993**, *115*, 515.
- (36) CCDC 2194272 contains supplementary crystallographic data for **5k**. These data can be obtained free of charge from The Cambridge Crystallographic Data Centre via www.ccdc.cam.ac.uk/data_request/cif.
- (37) (a) Ceresoli-Borroni, G.; Guidetti, P.; Amori, L.; Pellicciari, R.; Schwarcz, R. Perinatal kynurenine 3-hydroxylase inhibition in rodents: pathophysiological implications. *J. Neurosci. Res.* **2007**, *85*, 845–854. (b) Amori, L.; Guidetti, P.; Pellicciari, R.; Kajii, Y.; Schwarcz, R. On the relationship between the two branches of the kynurenine pathway in the rat brain *in vivo*. *J. Neurochem.* **2009**, *109*, 316–325. (c) Amaral, M.; Levy, C.; Heyes, D. J.; Lafite, P.; Outeiro, T. F.; Giorgini, F.; Leys, D.; Scrutton, N. S. Structural basis of kynurenine 3-monooxygenase inhibition. *Nature* **2013**, *496*, 382–385.
- (38) Vécsei, L.; Szalárdy, L.; Fülöp, F.; Toldi, J. Kynurenines in the CNS: recent advances and new questions. *Nat. Rev. Drug Discovery* **2013**, *12*, 64–82.
- (39) CCDC 2194271 (**5e**), 2194273 (**3s**), and 2194274 (**4e-OH**) contains supplementary crystallographic data for this study. These data can be obtained free of charge from The Cambridge Crystallographic Data Centre via www.ccdc.cam.ac.uk/data_request/cif.
- (40) Panasik, N.; Eberhardt, E. S.; Edison, A. S.; Powell, D. R.; Raines, R. T. Inductive effects on the structure of proline residues. *Int. J. Peptide Protein Res.* **1994**, *44*, 262–269.
- (41) Harry, S. A.; Kazim, M.; Nguyen, P. M.; Zhu, A.; Xiang, M. R.; Catazaro, J.; Siegler, M.; Lectka, T. The Close Interaction of a C-F

Bond with an Amide Carbonyl: Crystallographic and Spectroscopic Characterization. *Angew. Chem., Int. Ed.* **2022**, *61*, e202207966.

Recommended by ACS

Intermolecular Redox-Neutral Carboamination of C–C Multiple Bonds Initiated by Transition-Metal-Catalyzed C–H Activation

Zhongyi Zeng, Wei Yi, *et al.*

NOVEMBER 18, 2022
ACS CATALYSIS

READ 

Mechanism-Driven Development of Group 10 Metal-Catalyzed Decarbonylative Coupling Reactions

Naish Laloo, Melanie S. Sanford, *et al.*

NOVEMBER 16, 2022
ACCOUNTS OF CHEMICAL RESEARCH

READ 

Metal-Free Photochemical Imino-Alkylation of Alkenes with Bifunctional Oxime Esters

Jadab Majhi, Gary A. Molander, *et al.*

AUGUST 19, 2022
JOURNAL OF THE AMERICAN CHEMICAL SOCIETY

READ 

Cobalt-Catalyzed Nitrogen Atom Insertion in Arylcycloalkenes

Juanjuan Wang, Hao Wei, *et al.*

NOVEMBER 30, 2022
JOURNAL OF THE AMERICAN CHEMICAL SOCIETY

READ 

Get More Suggestions >