



This is a repository copy of *A dynamic thermodynamic resolution strategy for the stereocontrolled synthesis of streptonigrin*.

White Rose Research Online URL for this paper:

<https://eprints.whiterose.ac.uk/193504/>

Version: Published Version

Article:

Valdez Pérez, L.F., Bachollet, S.P.J.T., Orlov, N.V. et al. (2 more authors) (2022) A dynamic thermodynamic resolution strategy for the stereocontrolled synthesis of streptonigrin. *Angewandte Chemie International Edition*. e202213692. ISSN 1433-7851

<https://doi.org/10.1002/anie.202213692>

Reuse

This article is distributed under the terms of the Creative Commons Attribution (CC BY) licence. This licence allows you to distribute, remix, tweak, and build upon the work, even commercially, as long as you credit the authors for the original work. More information and the full terms of the licence here:

<https://creativecommons.org/licenses/>

Takedown

If you consider content in White Rose Research Online to be in breach of UK law, please notify us by emailing eprints@whiterose.ac.uk including the URL of the record and the reason for the withdrawal request.



eprints@whiterose.ac.uk
<https://eprints.whiterose.ac.uk/>

Total Synthesis

A Dynamic Thermodynamic Resolution Strategy for the Stereocontrolled Synthesis of Streptonigrin

Luis F. Valdez Pérez, Sylvestre P. J. T. Bachollet, Nikolai V. Orlov, Kenji P. M. Kopf, and Joseph P. A. Harrity*

Abstract: We report that axially chiral biaryl boronic esters can be generated with control of atroposelectivity by a Binol-mediated dynamic thermodynamic resolution process. These intermediates can be progressed to enantioenriched products through stereoretentive functionalization of the carbon–boron bond. Finally, we have exploited this method in the first highly stereoselective total synthesis of *P*-streptonigrin.

The discovery and synthesis of natural products that contain axial chirality has attracted the attention of the synthetic organic chemistry community, not only because of their promising properties, but also because of the intellectual and practical challenges that their syntheses represent.^[1] In this context, streptonigrin **1** is a natural product first isolated by Rao and Cullen from *Streptomyces flocculus* that has been the focus of significant synthetic and biological studies.^[2,3] Indeed, streptonigrin has recently been identified as a potential epigenetic cancer therapy treatment due to its ability to enhance heterochromatin formation at nanomolar concentrations.^[4]

Streptonigrin (Figure 1) is composed of a densely functionalized quinoline moiety (A, B rings) connected to an atropisomeric heterobiaryl (C, B rings) system which is a deviation from more common chiral natural products that are composed of stereogenic centers.^[5] This latter feature poses particular challenges as the synthetic route must avoid undesired atropisomerization that may erode the atropo-stereointegrity of any intermediates or the final product. The *M*-stereochemistry of **1** has been assigned on the basis of experimental and theoretical circular dichroism studies.^[6]

Several synthetic studies towards streptonigrin have been reported. In 1980, Weinreb devised a 31 step route where the key pyridine C ring was constructed by an imino Diels–Alder reaction.^[7] A year later, Kende's group reported a 19 step route whereby the C ring was assembled by

How to cite:

International Edition: doi.org/10.1002/anie.202213692

German Edition: doi.org/10.1002/ange.202213692

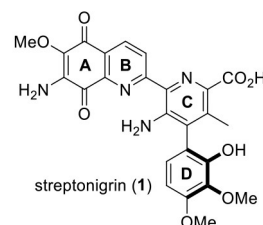
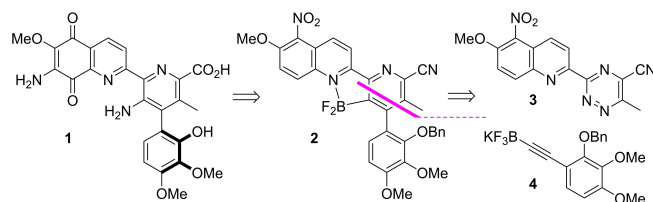


Figure 1. Structure of *M*-streptonigrin **1**.

a regioselective condensation of α -ketoenamine with methyl acetoacetate,^[8] while Boger presented a more concise strategy employing an inverse-electron-demand Diels–Alder reaction of a heterocyclic azadiene, obtaining an advanced intermediate in Kende's route.^[9] More recently, Donohoe and co-workers applied their de novo pyridine synthesis through ring closing metathesis along with cross-coupling strategies in two different routes affording streptonigrin in 14 linear steps and 11 % overall yield.^[10] Their investigations highlighted an enantioselective Suzuki–Miyaura cross-coupling that offered the first asymmetric approach to the synthesis of streptonigrin (up to 42 % ee). Herein we report a new synthetic approach for the enantioselective total synthesis of streptonigrin that takes advantage of a boron-directed cycloaddition strategy developed in our group.^[11]

As shown in Scheme 1, central to our route design was the synthesis of a difluoroboranyl pyridine intermediate **2** that we planned to access using a boron-directed cycloaddition reaction of triazine **3** and potassium trifluoroborate salt **4**. This process would offer a convergent means for assembling the A–D ring array while installing functionality that would enable interconversion towards the natural product. We envisaged that employment of the directed cycloaddition strategy would also overcome the low reac-



Scheme 1. Directed cycloaddition strategy to the streptonigrin tetracyclic ring system.

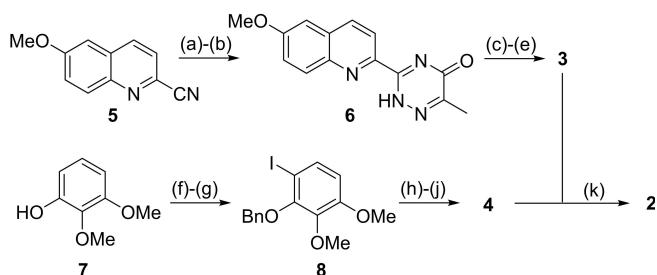
[*] L. F. Valdez Pérez, Dr. S. P. J. T. Bachollet, Dr. N. V. Orlov, Dr. K. P. M. Kopf, Prof. J. P. A. Harrity
 Department of Chemistry, The University of Sheffield
 Sheffield, S3 7HF (UK)
 E-mail: j.harrity@sheffield.ac.uk

© 2022 The Authors. Angewandte Chemie International Edition published by Wiley-VCH GmbH. This is an open access article under the terms of the Creative Commons Attribution License, which permits use, distribution and reproduction in any medium, provided the original work is properly cited.

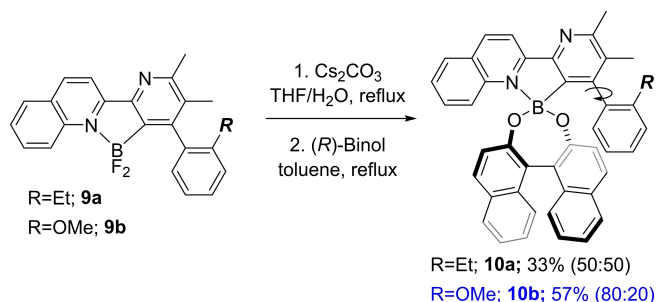
tivity and poor regiocontrol observed in Boger's classical inverse-electron-demand Diels–Alder method.^[9]

Our synthesis commenced with the preparation of fragments **3** and **4**. 2-Cyanoquinoline **5** was converted into triazinone **6**, whereupon successive deoxychlorination and displacement with cyanide provided a triazine intermediate that underwent nitration to provide **3** in 30% overall yield. Synthesis of potassium trifluoroborate **4** consisted of a regioselective iodination of 2,3-dimethoxyphenol **7** followed by protection of the free phenol with benzyl bromide to give **8**. Subsequent, Sonogashira cross-coupling and alkyne borylation provided the key alkyne substrate **4** in 46% yield over 5 steps. Finally, we were delighted to find that the directed cycloaddition reaction proceeded smoothly in the presence of $\text{BF}_3 \cdot \text{OEt}_2$ within 1 hr at 30 °C to provide **2** with complete regiocontrol in 65% yield (Scheme 2).

Evidence for atropisomerism in **2** was apparent from the ^{19}F NMR spectrum that exhibited two AB doublets indicating the presence of diastereotopic F-atoms (see the Supporting Information). With a view to separating the racemic mixture, we postulated that we could further exploit the presence of the boron moiety by generating a chiral boronate ester that could resolve the enantiomers by kinetic or classical resolution procedures. To test this hypothesis, we prepared model compounds **9a,b** (synthesis details are in the Supporting Information) and converted these to the corresponding (*R*)-1,1'-bi-2-naphthol (Binol) esters. Running the esterification of **9a** produced **10a** in 69% yield as



Scheme 2. Reagents and conditions: a) $\text{N}_2\text{H}_4 \cdot \text{H}_2\text{O}$, EtOH, rt, 95%; b) MeCOCO_2H , EtOH, reflux, 95%; c) $[\text{ClC(H)N}(\text{Me})_2]\text{Cl}$, CH_2Cl_2 , rt, 74%; d) $\text{Zn}(\text{CN})_2$, $\text{Pd}(\text{PPh}_3)_4$, MeCN, 85 °C, 55%; e) HNO_3 , H_2SO_4 , 0 °C, 81%; f) ICl , CH_2Cl_2 , rt, 95%; g) PhCH_2Br , K_2CO_3 , acetone, reflux, 80%; h) Me_3SiCCH , $\text{PdCl}_2(\text{PPh}_3)_2$ (10 mol%), CuI (20 mol%), Et_3N , 50 °C, 98%; i) K_2CO_3 , MeOH, rt, 72%; j) BuLi , THF, -78 °C; $\text{B}(\text{OMe})_3$; KHF_2 -20 °C to rt, 85%; k) $\text{BF}_3 \cdot \text{OEt}_2$, CH_2Cl_2 , 30 °C, 1 h, 65%.



Scheme 3. Model studies on resolution of atropisomeric boronates.

an equal mixture of diastereomers. Surprisingly however, the corresponding reaction of **9b** produced a 4:1 mixture of diastereomers **10b** in an overall yield of 57% (Scheme 3). Notably, the intermediate boronic acid was completely consumed in this reaction, ruling out the possibility that selective diastereomer formation was the result of a kinetic resolution process. In addition, the reaction could be conducted on 0.8 mmol scale allowing the product to be isolated as a single diastereomer in 66% yield after slow precipitation from MeCN (see the Supporting Information).

In order to better understand the generality of this transformation, we undertook a brief study of the scope of this resolution with respect to triazines and alkyne trifluoroborate salts; our results are summarized in Table 1. Persisting with (*R*)-Binol as our resolving agent, we found that more hindered triazines ($\text{R}^1 = \text{Ph}$) showed similar trends in the resolution of *ortho*-Et versus -OMe containing arylalkynes, with the latter showing modest levels of diastereocontrol (entries 1,2). Other Lewis basic substituents were explored and we found that bulkier ethers (entry 3)

Table 1: Scope of the resolution process.

entry	Ar ^[a]	R ¹	R ²	product	yield (dr)
1		Ph	Et		10c ; 46% (50:50)
2		Ph	MeO		10d ; 54% (80:20)
3		Me	ⁱ PrO		10e ; 89% (88:12)
4		Me	NMe ₂		10f ; 64% (86:14)
5		Me	SMe		10g ; 67% (>98:2)
6		Me	Et		10h ; 92% (50:50)
7		Me	MeO		10i ; 78% (80:20)
8		Ph	Et		10j ; 57% (50:50)
9		Ph	MeO		10k ; 84% (75:25)
10		Me	MeO		10l ; 58% (80:20)

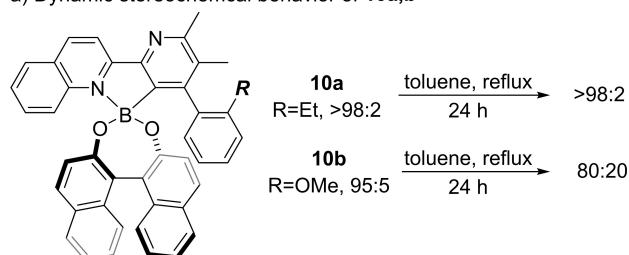
[a] Compounds **9e**, **9f**, **9g** were hydrolyzed with Cs_2CO_3 instead of NaOH.

and amines (entry 4) provided marginally better diastereomeric ratios. Interestingly, the corresponding thioether **10g** was formed as a single diastereomer (entry 5). Overall, a consistent picture emerged with *ortho*-heteroatom groups providing approximately 80:20 diastereomeric ratios and *ortho*-Et producing the corresponding Binol esters in equal amounts. This study confirmed that the incorporation of a Lewis basic substituent provided an opportunity to convert racemic biaryl difluoroboranes into diastereomeric boronic esters with stereocontrolled resolution at the biaryl bond.

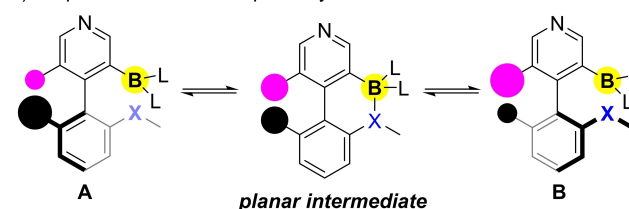
We next undertook a study of the dynamic behavior of these systems upon heating. Towards this end, we were able to generate a diastereoenriched sample of **10a** by chiral preparative HPLC (dr >98:2), and an enriched sample of **10b** by precipitation (66 % yield, dr =95:5). Heating these samples in toluene at 120 °C overnight led to no change in diastereomeric ratio in the case of **10a**. In contrast, however, **10b** was returned as a 80:20 mixture of diastereomers (Scheme 4a). The observation that *only* those products bearing an *ortho*-Lewis base form diastereomerically enriched boronic esters, together with the stereochemical lability of these compounds under thermolysis (in contrast to *ortho*-ethyl analog **10a**) highlights that the presence of an *ortho*-heteroatom adjacent to the biaryl bond leads to a greater tendency for rotation around the biaryl bond, as compared to their simple hydrocarbon analogs. This in turn provides a pathway for a dynamic thermodynamic resolution process.^[12,13] A mechanism that is consistent with these observations is shown in Scheme 4b. Diastereomers **A** and **B** are able to interconvert via a planar intermediate that is formed when the Lewis basic atom 'X' coordinates to the boron center. This type of isomerization is reminiscent of the Pd-promoted epimerization reported by Lassaletta and Stoltz which demonstrated that Lewis acid-base complexation can promote planarization of atropisomers.^[14] Finally, X-ray crystal structures of compounds **10b,g** were obtained which highlight the potential for π -stacking between Binol and one of the biaryl rings (Scheme 4c). We speculate that the minor diastereomer in these cases engenders an unfavourable steric interaction of the *ortho*-substituent and the Binol ester oxygen atom. Furthermore, this analysis suggested that the incorporation of substituents at the 3,3'-positions of Binol could influence diastereomer ratios, assuming that they did not impede atropisomerization. Indeed, preliminary results have highlighted that cyanomethyl-substituted Binols **10m–10o** can offer improved diastereomeric ratios, and further studies relating to the generality of this effect are underway in our labs (Scheme 4d).

The stereochemical lability of the Binol esters raised an obvious concern regarding their suitability for stereoretentive functionalization reactions. Therefore, before continuing with our asymmetric synthesis of streptonigrin, we decided to explore the oxidation of boronates **10b,e,g** to establish whether it was possible to generate new products with useful levels of enantiocontrol. As shown in Scheme 5, boron oxidation provided the corresponding phenols with high levels of stereoretention and the configuration of **11** was unambiguously confirmed by single crystal X-ray

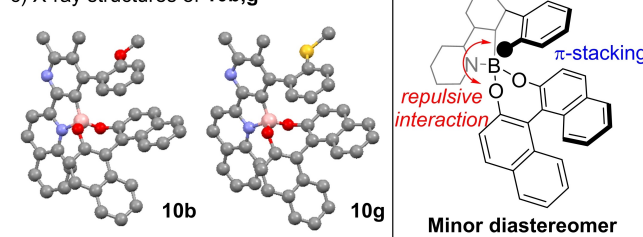
a) Dynamic stereochemical behavior of **10a,b**



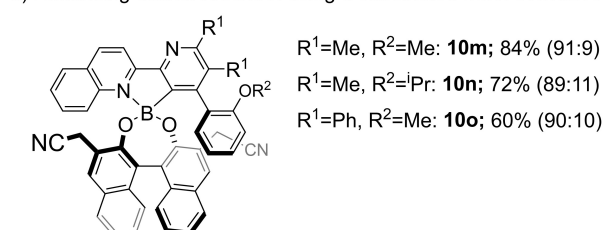
b) Proposed isomerization pathway



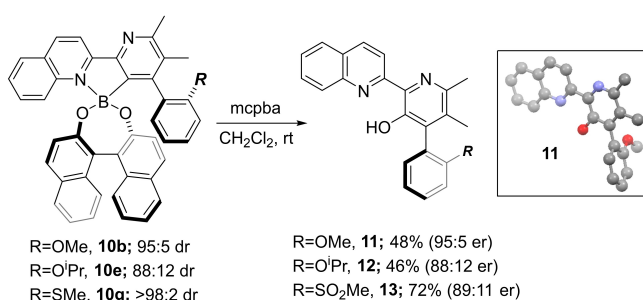
c) X-ray structures of **10b,g**



d) Enhancing diastereocontrol using a substituted Binol derivative



Scheme 4. Dynamic behavior of diastereomeric atropisomers.



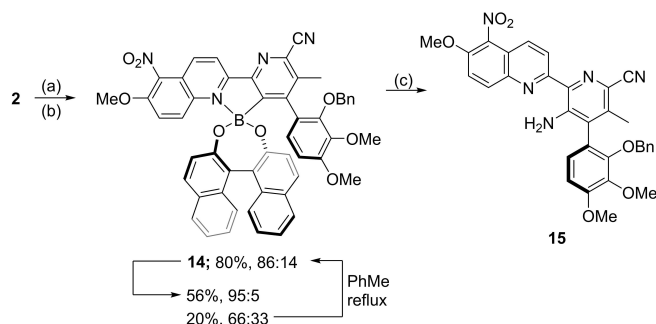
Scheme 5. Stereoretentive oxidation reactions. mcpba: 3-Chloroperbenzoic acid.

diffraction analysis. Conversion of **10g** to **13** showed more pronounced racemization and concomitant oxidation at sulfur.

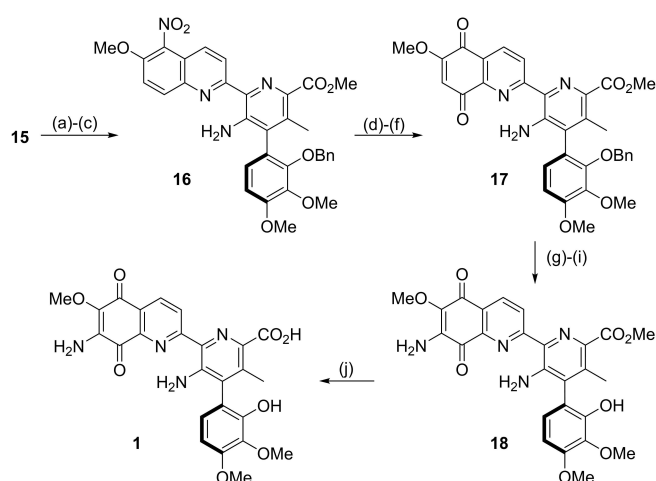
Having developed a protocol for the resolution of atropisomeric arylboranes, we continued with our synthesis towards streptonigrin (Scheme 6). To this end, difluoroboranyl pyridine **2** was subjected to hydrolysis, followed by esterification with (*R*)-Binol to give boronic ester **14** in 56% as a 86:14 mixture of diastereomers (major diastereomer assignment made by analogy to structures **10b,g**). After column chromatography, the ratio could be improved up to 95:5, and the minor diastereomer recycled to an 86:14 ratio by simply refluxing the sample in toluene, thereby highlighting a practical advantage of the dynamic resolution approach. Finally, amination^[15] of diastereoenriched **14** afforded picolinitrile **15** in 50% yield with a 92:8 e.r. confirming that this transformation could proceed with minimal erosion of stereochemical integrity around the biaryl bond.

Our closing steps involved reduction of the cyano group of picolinitrile **15** to the corresponding picolinaldehyde with DIBAL-H, followed by Pinnick oxidation and methylation with TMSCHN₂ to obtain the corresponding methyl picolinate **16**. Then, the nitro group of **16** was reduced with Na₂S₂O₄ and the resulting diamine was subjected to a two-step oxidation protocol (Fremy's salt followed by aq. CAN) to yield quinolone intermediate **17** in 47% overall yield over 6 steps with a minimal loss of the stereochemical information (**17**; 90:10 e.r.). Notably, these steps could be done sequentially and only the last step required chromatographic purification. The A-ring amino group was introduced by a procedure successfully employed by Donohoe.^[10] Accordingly, intermediate **17** was treated with bromine and pyridine, followed by sodium azide, and finally subjected to hydrogenolysis to obtain streptonigrin methyl ester **18** in 55% yield over 3 steps with a 89:11 e.r. Concomitantly, we acquired a commercial sample of streptonigrin and converted this to the corresponding methyl ester,^[16] thereby allowing us to confirm that **18** was the expected unnatural *P*-atropisomer. Finally, hydrolysis of **18** with K₂CO₃ afforded streptonigrin with a 3.7% overall yield over 18 linear steps (Scheme 7).^[17]

In conclusion, we have demonstrated the versatility of organoboron chemistry for the stereocontrolled synthesis of atropisomeric biaryl compounds. Specifically, alkynylboranes allow the mild and regiocontrolled construction of



Scheme 6. Reagents and conditions: a) NaOH (aq.), THF:CH₂Cl₂ 2:1, rt, 95%; b) (*R*)-Binol, PhMe, 120 °C, ca. 18 h, 56%, 8:1 dr; c) NaN₃, CuI, MeCN:MeOH 1:1, rt, 50%, 92:8 e.r.



Scheme 7. Reagents and conditions: a) DIBAL-H, CH₂Cl₂, -78 °C; b) NaClO₂, NaH₂PO₄·2H₂O, 2-Me-2-butene, CH₂Cl₂:^tBuOH:THF:H₂O 2:1:1:1, rt; c) TMSCHN₂, CH₂Cl₂:MeOH 1:1, 0 °C; d) Na₂S₂O₄, THF:MeOH:H₂O 2:1:1, 80 °C; e) Fremy's salt, Na₂HPO₄·2H₂O, acetone, r.t.; f) aq. CAN, MeCN, 0 °C to rt, 47% over 6 steps, 90:10 e.r.; g) Br₂, pyridine, CHCl₃, rt; h) NaN₃, DMF, 0 °C; i) H₂, Pd/C, MeOH:EtOAc 3:1, rt, 55% over 3 steps, 89:11 e.r.; j) K₂CO₃, MeOH:H₂O 2:1, rt, 65%.

highly functionalized aromatic products, and these can be resolved to deliver diastereoenriched boronate esters through a novel dynamic resolution process. Additionally, the versatility of the C–B bond allows new functionality to be introduced with stereoretention, providing a new way to access useful products in enantiomerically pure form. Finally, we have exploited this strategy for the first highly stereocontrolled synthesis of streptonigrin, thereby addressing a long-standing synthetic challenge associated with this natural product.

Acknowledgements

This work was supported by FP7 Marie Curie Actions of the European Commission through the ITN Networks ECHO-NET (MCITN-2012-316379) and CATMEC (ITN-EJD 14/06-721223), and by the EPSRC (EP/S018336/1) and The Mexican Council of Science and Technology through a scholarship to L.F.V.P. (CONACYT 903768).

Conflict of Interest

The authors declare no conflict of interest.

Data Availability Statement

The data that support the findings of this study are available in the supplementary material of this article.

Keywords: Atropisomers · Boronic Esters · Diastereoselectivity · Dynamic Thermodynamic Resolution · Total Synthesis

- [1] a) J. Clayden, W. J. Moran, P. J. Edwards, S. R. Laplante, *Angew. Chem. Int. Ed.* **2009**, *48*, 6398–6401; *Angew. Chem.* **2009**, *121*, 6516–6520; b) P. W. Glunz, *Bioorg. Med. Chem. Lett.* **2018**, *28*, 53–60; c) Y.-D. Shao, D.-J. Cheng, *ChemCatChem* **2021**, *13*, 1271–1289; d) J. K. Cheng, S.-H. Xiang, S. Li, L. Ye, B. Tan, *Chem. Rev.* **2021**, *121*, 4805–4902.
- [2] a) K. V. Rao, W. P. Cullen, *Antibiot. Annu.* **1959**, *7*, 950–953; b) K. V. Rao, K. Biemann, R. B. Woodward, *J. Am. Chem. Soc.* **1963**, *85*, 2532–2533; c) Y.-Y. H. Chiu, W. N. Lipscomb, *J. Am. Chem. Soc.* **1975**, *97*, 2525–2530.
- [3] G. Bringmann, Y. Reichert, V. V. Kane, *Tetrahedron* **2004**, *60*, 3539–3574.
- [4] A. C. Loyola, K. Dao, R. Shang, L. Zhang, P. Dutta, C. Fowler, J. Li, W. X. Li, *Sci. Rep.* **2020**, *10*, 3478–3488.
- [5] G. Bringmann, T. Gulder, T. A. M. Gulder, M. Breuning, *Chem. Rev.* **2011**, *111*, 563–639.
- [6] a) S. Tennant, R. W. Rickards, *Tetrahedron* **1997**, *53*, 15101–15114; b) G. Bringmann, M. Reichert, Y. Hemberger, *Tetrahedron* **2008**, *64*, 515–521.
- [7] a) F. Z. Basha, S. Hibino, D. Kim, W. E. Pye, T.-T. Wu, S. M. Weinreb, *J. Am. Chem. Soc.* **1980**, *102*, 3962–3964; b) S. M. Weinreb, F. Z. Basha, S. Hibino, N. A. Khatri, D. Kim, W. E. Pye, T.-T. Wu, *J. Am. Chem. Soc.* **1982**, *104*, 536–544.
- [8] A. S. Kende, D. P. Lorah, R. J. J. Boatman, *J. Am. Chem. Soc.* **1981**, *103*, 1271–1273.
- [9] D. L. Boger, J. S. Panek, *J. Am. Chem. Soc.* **1985**, *107*, 5745–5754.
- [10] a) T. J. Donohoe, C. R. Jones, L. C. A. Barbosa, *J. Am. Chem. Soc.* **2011**, *133*, 16418–16421; b) T. J. Donohoe, C. R. Jones, A. F. Kornahrens, L. C. A. Barbosa, L. J. Walport, M. R. Tatton, M. O'Hagan, A. H. Rathi, D. B. Baker, *J. Org. Chem.* **2013**, *78*, 12338–12350.
- [11] a) D. F. P. Crépin, J. P. A. Harrity, J. Jiang, A. J. H. M. Meijer, A.-C. M. A. Nassoy, P. Raubo, *J. Am. Chem. Soc.* **2014**, *136*, 8642–8653; b) S. P. J. T. Bachollet, J. F. Vivat, D. C. Cocker, H. Adams, J. P. A. Harrity, *Chem. Eur. J.* **2014**, *20*, 12889–12893; c) A. W. Brown, J. Comas-Barceló, J. P. A. Harrity, *Chem. Eur. J.* **2017**, *23*, 5228–5231.
- [12] Heating the parent samples (1:1 mixture of **10a** and 4:1 mixture of **10b**) in refluxing toluene overnight did not result in any change in dr.
- [13] For selected examples of related resolution processes see: a) Y. Zhang, S.-M. Yeung, H. Wu, D. P. Heller, C. Wu, W. D. Wulff, *Org. Lett.* **2003**, *5*, 1813–1816; b) J. Clayden, J. Senior, M. Helliwell, *Angew. Chem. Int. Ed.* **2009**, *48*, 6270–6273; *Angew. Chem.* **2009**, *121*, 6388–6391; c) J. Clayden, S. P. Fletcher, J. J. W. McDouall, S. J. M. Rowbottom, *J. Am. Chem. Soc.* **2009**, *131*, 5331–5343; d) I. Coldham, S. Raimbault, D. T. E. Whittaker, P. T. Chovatia, D. Leonori, J. J. Patel, N. S. Sheikh, *Chem. Eur. J.* **2010**, *16*, 4082–4090; e) C. K. Hazra, Q. Dherbassy, J. Wencel-Delord, F. Colobert, *Angew. Chem. Int. Ed.* **2014**, *53*, 13871–13875; *Angew. Chem.* **2014**, *126*, 14091–14095; f) O. M. Beleh, E. Miller, F. D. Toste, S. J. Miller, *J. Am. Chem. Soc.* **2020**, *142*, 16461–16470; g) H. Yoon, A. Galls, S. D. Rozema, S. J. Miller, *Org. Lett.* **2022**, *24*, 762–766.
- [14] a) A. Ros, B. Estepa, P. Ramírez-López, E. Álvarez, R. Fernández, J. M. Lassaletta, *J. Am. Chem. Soc.* **2013**, *135*, 15730–15733; b) V. Bhat, S. Wang, B. M. Stoltz, S. C. Virgil, *J. Am. Chem. Soc.* **2013**, *135*, 16829–16832.
- [15] K. D. Grimes, A. Gupte, C. C. Aldrich, *Synthesis* **2010**, 1441–1448.
- [16] Natural streptonigrin methyl ester provided a 92:7 e.r., see Supporting Information for details. All attempts to resolve racemic streptonigrin by chiral HPLC failed, hence we inferred the enantioenrichment of the natural product from the corresponding methyl ester.
- [17] Deposition numbers 2204399 (**3**), 2204397 (**4**), 2204402 (**10b**), 2204400 (**10g**), 2204398 (**11**) and 2204401 (*rac-15*) contain the supplementary crystallographic data for this paper. These data are provided free of charge by the joint Cambridge Crystallographic Data Centre and Fachinformationszentrum Karlsruhe Access Structures service.

Manuscript received: September 19, 2022

Accepted manuscript online: November 15, 2022

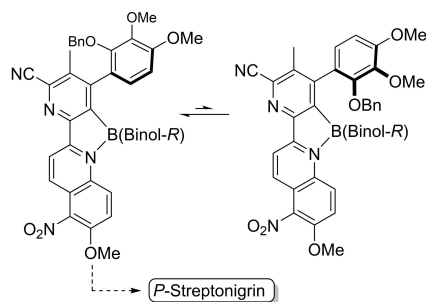
Version of record online: ■■■, ■■■

Communications

Total Synthesis

L. F. Valdez Pérez, S. P. J. T. Bachollet,
N. V. Orlov, K. P. M. Kopf,
J. P. A. Harrity* **e202213692**

A Dynamic Thermodynamic Resolution
Strategy for the Stereocontrolled Synthesis
of Streptonigrin



The long-standing challenge of preparing *P*-streptonigrin with high levels of enantioenrichment has been addressed by the use of an atroposelective dynamic thermodynamic resolution process. The strategy highlights the versatility of organoboron chemistry, as it plays a central role in ring synthesis, atropisomer resolution and functional group installation.