



This is a repository copy of *Supporting the ambulance service to safely convey fewer patients to hospital by developing a risk prediction tool: Risk of Adverse Outcomes after a Suspected Seizure (RADOSS)—protocol for the mixed-methods observational RADOSS project.*

White Rose Research Online URL for this paper:
<https://eprints.whiterose.ac.uk/193410/>

Version: Published Version

Article:

Noble, A.J., Mason, S.M., Bonnett, L.J. et al. (9 more authors) (2022) Supporting the ambulance service to safely convey fewer patients to hospital by developing a risk prediction tool: Risk of Adverse Outcomes after a Suspected Seizure (RADOSS)—protocol for the mixed-methods observational RADOSS project. *BMJ Open*, 12 (11). e069156. ISSN 2044-6055

<https://doi.org/10.1136/bmjopen-2022-069156>

Reuse

This article is distributed under the terms of the Creative Commons Attribution (CC BY) licence. This licence allows you to distribute, remix, tweak, and build upon the work, even commercially, as long as you credit the authors for the original work. More information and the full terms of the licence here:
<https://creativecommons.org/licenses/>





Takedown

If you consider content in White Rose Research Online to be in breach of UK law, please notify us by emailing eprints@whiterose.ac.uk including the URL of the record and the reason for the withdrawal request.



eprints@whiterose.ac.uk
<https://eprints.whiterose.ac.uk/>

BMJ Open Supporting the ambulance service to safely convey fewer patients to hospital by developing a risk prediction tool: Risk of Adverse Outcomes after a Suspected Seizure (RADOSS) – protocol for the mixed-methods observational RADOSS project

Adam J Noble ¹, Suzanne M Mason,² Laura J Bonnett,³ Markus Reuber,⁴ Jasmine Wright,⁵ Richard Pilbery,⁶ Richard M Jacques ², Rebecca M Simpson ², Richard Campbell,² Alison Fuller,⁷ Anthony Guy Marson,⁸ Jon Mark Dickson ⁹

To cite: Noble AJ, Mason SM, Bonnett LJ, *et al.* Supporting the ambulance service to safely convey fewer patients to hospital by developing a risk prediction tool: Risk of Adverse Outcomes after a Suspected Seizure (RADOSS)—protocol for the mixed-methods observational RADOSS project. *BMJ Open* 2022;**12**:e069156. doi:10.1136/bmjopen-2022-069156

► Prepublication history and additional supplemental material for this paper are available online. To view these files, please visit the journal online (<http://dx.doi.org/10.1136/bmjopen-2022-069156>).

Received 12 October 2022
Accepted 18 October 2022



© Author(s) (or their employer(s)) 2022. Re-use permitted under CC BY. Published by BMJ.

For numbered affiliations see end of article.

Correspondence to

Dr Adam J Noble;
adam.noble@liverpool.ac.uk

ABSTRACT

Introduction Ambulance services are asked to further reduce avoidable conveyances to emergency departments (EDs). Risk of Adverse Outcomes after a Suspected Seizure seeks to support this by: (1) clarifying the risks of conveyance and non-conveyance, and (2) developing a risk prediction tool for clinicians to use ‘on scene’ to estimate the benefits an individual would receive if conveyed to ED and risks if not.

Methods and analysis Mixed-methods, multi-work package (WP) project. For WP1 and WP2 we shall use an existing linked data set that tracks urgent and emergency care (UEC) use of persons served by one English regional ambulance service. Risk tools are specific to clinical scenarios. We shall use suspected seizures in adults as an exemplar.

WP1: Form a cohort of patients cared for a seizure by the service during 2019/2020. It, and nested Knowledge Exchange workshops with clinicians and service users, will allow us to: determine the proportions following conveyance and non-conveyance that die and/or recontact UEC system within 3 (/30) days; quantify the proportion of conveyed incidents resulting in ‘avoidable ED attendances’ (AA); optimise risk tool development; and develop statistical models that, using information available ‘on scene’, predict the risk of death/recontact with the UEC system within 3 (/30) days and the likelihood of an attendance at ED resulting in an AA.

WP2: Form a cohort of patients cared for a seizure during 2021/2022 to ‘temporally’ validate the WP1 predictive models.

WP3: Complete the ‘next steps’ workshops with stakeholders. Using nominal group techniques, finalise plans to develop the risk tool for clinical use and its evaluation.

STRENGTHS AND LIMITATIONS OF THIS STUDY

- ⇒ Risk of Adverse Outcomes after a Suspected Seizure will use a ‘cutting-edge’ linked data set that captures service use in one ambulance region using data high in quality and coverage.
- ⇒ The parameters of the outcome measures used to describe risks and the variables tested for their ability to predict these outcomes will be informed by stakeholders and service users.
- ⇒ The large, pseudoanonymised nature of the linked data set will require the use of a generic definition of an ‘avoidable attendance’ whose validity for suspected seizures is not yet known.
- ⇒ As there are no equivalent linked data sets available for other ambulance regions, the validity of the derived prediction models will need to be determined within a cohort of patients treated within the same region, but at a later date.

Ethics and dissemination WP1a and WP2 will be conducted under database ethical approval (IRAS 307353) and Confidentiality Advisory Group (22/CAG/0019) approval. WP1b and WP3 have approval from the University of Liverpool Central Research Ethics Committee (11450). We shall engage in proactive dissemination and knowledge mobilisation to share findings with stakeholders and maximise evidence usage.

INTRODUCTION

Context and drive for health service innovations

Ensuring people ‘get the right care at the right time in the optimal care setting’¹ is a key ambition of the UK’s National Health Service (NHS). Ambulance services have a role to play. They

Table 1 The RADOSS project's aims and objectives and the work packages that address them

Aims	Objectives
(1) Calculate the risks and benefits of conveyance to hospital after a suspected seizure.	<p>a. Describe the characteristics of those conveyed and those not conveyed to ED by one representative English ambulance service (WP1a).</p> <p>b. Compare the proportions following conveyance and non-conveyance that die and/or recontact the UEC within 3 (and 30) days (WP1a).</p> <p>c. Quantify the proportion of incidents conveyed to ED that meet the definition of an AA (WP1a).</p>
(2) Create a risk prediction tool that predicts the likelihood that an individual will die and/or recontact the UEC system within 3 (and 30) days if not conveyed and the likelihood that their conveyance to ED would result in an AA.	<p>d. Optimise the prediction tool development by completing KE workshops with service users and ambulance and ED clinicians to get views on predictors considered for inclusion in the models, the way the outcome measures of death, UEC recontact and AA are defined and risk score presentation (WP1b).</p> <p>e. Develop statistical models to predict a person's risk of death/recontact with the UEC system within 3 (and 30) days and the likelihood of their attendance at ED being classed an AA if conveyed (WP1a).</p> <p>f. 'Temporally' validate the predictive models using data from the same ambulance service for a later time period (WP2).</p>
(3) Establish a pathway to clinical implementation of the risk prediction tool and maximise usage of RADOSS findings.	<p>g. Complete 'next steps' workshops with stakeholders to finalise plans to refine the tool for clinical use and its evaluation (WP3).</p> <p>h. Complete a proactive dissemination and knowledge mobilisation strategy (WP3, WP4).</p>

.AA, avoidable attendance; ED, emergency department; KE, Knowledge Exchange; RADOSS, Risk of Adverse Outcomes after a Suspected Seizure; UEC, urgent and emergency care; WP, work package.

should only be conveying patients to emergency departments (EDs) if it is clinically appropriate or there is no alternative service to provide safe and ongoing care.

Traditionally, UK ambulance services' primary roles were to provide emergency call handling and transportation to hospital. However, as the nature of the calls it receives has shifted towards non-life-threatening conditions,² services and the clinicians working within them have needed to evolve.³

NHS England and Improvement has identified that ambulance clinicians require more support with their changing role.⁴ Certain presentations continue to be 'over-conveyed'⁵ and reductions in ambulance conveyance rates are stalling.⁶ At the same time, ambulance services are under pressure to provide a timely response to an increasing number of calls,⁷ while facing increased handover delays at EDs.⁸

Strategies are thus needed to support appropriate and safe decision-making on scene that minimises avoidable conveyance. The Risk of Adverse Outcomes after a Suspected Seizure (RADOSS) project seeks to generate ways of providing ambulance clinicians with this support.

Why is reducing clinically unnecessary conveyance important?

Clinically unnecessary conveyances to EDs result in 'avoidable attendances' (AAs).⁹ An AA is where the patient does not require the facilities of a type 1 ED to manage their healthcare problem. AAs can harm the patient¹⁰ and have implications for others since they restrict ED capacity.^{11 12} Approximately 15% of ED attendances currently meet O'Keefe *et al's*⁹ definition of an AA. In 2021/2022, this equated to ~2.3 million visits.¹³

Patients and the public are broadly supportive of non-conveyance. Research has identified that they are frustrated

by inappropriate conveyance to ED and say assessment by an ambulance clinician itself has a therapeutic value.¹⁴⁻²¹

Importantly, UK data indicate non-conveyance following assessment by ambulance clinicians is safe. Overall, 83% of people experience no subsequent health event within 3 days of non-conveyance (9% recontact the ambulance service, 12.6% attend ED, 6.3% are admitted and 0.3% die).²²

What is known about how ambulance clinicians decide who to convey?

Systematic reviews^{23 24} highlight the complex nature of conveyance decisions. Factors beyond patient need can affect them. Oosterwold *et al's*²⁴ framework (online supplemental file 1) summarises macro, meso and micro factors. Work has started to address some of these.^{10 25 26} However, given reductions in conveyance have stalled, other factors in the model need addressing.

One factor which has yet to be addressed is that ambulance clinicians can find it difficult to confidently identify cases suitable for non-conveyance. Some report uncertainty regarding the accuracy of their assessments for non-conveyance, and express concern for patient safety and their liability if an incorrect decision is made.^{10 27-37}

Their uncertainty is unsurprising. Paramedic education has traditionally focused on life-threatening conditions and transportation; decisions are based on limited clinical information and occur under time pressures. These circumstances can create 'disproportionate risk aversion', with patients being conveyed to ED as a precaution or in order to save time.^{32 37 38}

What could help clinicians identify cases suitable for non-conveyance?

Ambulance clinicians are critical of current support, saying non-conveyance guidelines and protocols are difficult to apply to the nuances of cases.^{31 33 38 39} When asked

Table 2 Reasons why suspected seizures are considered an ideal exemplar

Reason	Detail
1	Frequently seen <ul style="list-style-type: none"> ▶ Responsible for ~211 000 '999' calls per year in England; 7th most common presentation.^{62 63} ▶ Almost all (>97%) receive a face-to-face ambulance response.¹⁰³
2	'Over-conveyed' <ul style="list-style-type: none"> ▶ Around 70% of suspected seizure cases are conveyed to ED.^{63 103–106} This is despite national guidelines stating most will not require ED.⁴⁷ ▶ Suspected seizures are dramatic and frightening and traditional training emphasises status epilepticus—a rare and life-threatening condition. However, most '999' suspected seizures are low risk and persons return to their normal self without intervention.⁶³ ▶ Most of those presenting have established, treated epilepsy and have experienced an uncomplicated seizure for which they require rest and reassurance.¹⁰⁷ ▶ Seizures currently have the third highest conveyance rate of all presentations.¹⁰
3	Redeemable cause of avoidable attendance <ul style="list-style-type: none"> ▶ Clinicians identify suspected seizures as a readily redeemable cause of AAs.^{32 33 35 46 108} ▶ At a 2016 International League Against Epilepsy run research priority event, clinicians identified developing a risk tool to support conveyance decisions as a priority.⁴⁶
4	'Alternative care pathways' available <ul style="list-style-type: none"> ▶ Alternative care pathways are becoming available for clinicians to use.^{109 110} They could, unlike visits to ED,¹¹¹ prompt improvements in ambulatory care and so address health inequalities.¹¹² ▶ Their success depends on clinicians identifying people for them.¹¹³
5	User preference <ul style="list-style-type: none"> ▶ People with established epilepsy and those with other seizure presentations, such as non-epileptic attack disorder, usually want to avoid ED after an uncomplicated seizure,^{114–117} preferring to recover at home. ▶ Unnecessary conveyance to ED puts them at risk of iatrogenic harm and overinvestigation.^{118–120}
6	Cost <ul style="list-style-type: none"> ▶ Clinically unnecessary ED conveyance generates avoidable costs and contributes to ED overcrowding. ▶ In England, the annual cost to the NHS of unplanned hospital care for suspected seizures is ~£90 million.¹²¹

'999' is a telephone number for emergency calls in the UK.
 AA, avoidable attendance; ED, emergency department; NHS, National Health Service.

what would help, clinicians identify the development of tools to help them differentiate the needs of individuals as a priority and say the relative risks of non-conveyance for different presentations have also not been fully determined.^{10 38 40 41}

Given this, promising ways of supporting clinicians include: (1) securing and disseminating clear evidence on the risks of conveyance and non-conveyance by presentation, and (2) providing a risk prediction tool that would allow clinicians to predict the likelihood that conveyance to ED of the individual they are caring for would result in an AA and the likelihood of them experiencing adverse health events if not conveyed. This direction aligns with recommendations by Lord Carter⁴² and others.^{4 26}

What is a risk prediction tool?

Risk prediction tools use ≥ 2 pieces of patient data to generate a *personalised* estimate of the likelihood that an individual will experience a certain endpoint within a specified time frame. Currently, there are no prediction tools relating to non-conveyance.²⁶ However, evidence suggests they could be developed (see Evidence suggesting a tool predicting benefit/risk of non-conveyance could be developed).

Ambulance clinicians already use such tools to predict other outcomes (eg, ref 43–45) and they want more.^{40 46} The National Ambulance guidelines⁴⁷ currently recommend 11 such tools (none relate to seizures). Risk prediction tools do not replace clinical judgement but support it. There is evidence they can improve patient outcomes and satisfaction and avoid unnecessary care.^{48–53}

Methodological standards exist⁵⁴ for their development. To facilitate uptake and sustained use, their development needs to be carefully informed by the views of intended users.^{55 56} There is no single pathway by which

a tool enters practice, but good practice states confirmation be obtained that it provides valid predictions on a sample different (in time or place) from the one used for model derivation.⁵⁷

Evidence suggesting a tool predicting benefit/risk of non-conveyance could be developed

The information used by any risk prediction tool should reflect what is available to the clinician at the time conveying decisions are made (and is accessible for derivation). Ambulance clinicians do not typically have access to a patient's full medical record. What is available is the information they record using structured fields on a patient care record (PCR) about the patient's demographics, medical history, clinical features, physiological observations as well as details relating to the care provided. Also available is structured dispatch information. Online supplemental file 2 indicates the range of data available.

So far, only a selection of this information has been examined for its relationship to the outcomes of interest. While exploratory in nature, studies have identified that recontact with the urgent and emergency care (UEC) system and death following non-conveyance, and AAs following conveyance, are not random but more common in certain subgroups (eg, patient age, sex, time of call, day of week, presence of comorbidities and social deprivation^{5 9 22 58–60}).

A testament to the utility of the information available to ambulance clinicians are Patton and Thakore's⁶¹ study findings. ED clinicians reviewed ambulance PCRs of patients conveyed to ED and identified those whose attendances they suspected would be AA. This was then repeated when ED clinicians had access to the PCR data

and ED notes. Clinicians were confident in identifying AAs on the basis of the PCR alone.

Current project

Overview and aims

To address the identified needs and information gaps, the 24-month mixed-methods RADOSS project is being completed. It has the following aims: (1) calculate the risks and benefits of conveyance to hospital after a suspected seizure; (2) create a risk prediction tool that predicts the likelihood that an individual will die and/or recontact the UEC system within 3 (and 30) days if not conveyed and the likelihood that their conveyance to ED would result in an AA; and (3) establish a pathway to clinical implementation of the risk prediction tool and maximise usage of RADOSS findings. The project's related objectives were noted in table 1.

Risk prediction tools are specific to clinical scenarios. We are therefore focusing on patients experiencing suspected seizures. Seizures are a topic of interest in their own right but also an ideal exemplar since they are frequently encountered by the service^{62 63} and 'over-conveyed'.¹⁰ Table 2 expands on the reasons.

RADOSS consists of four work packages (WP). WP1 is the main one. It involves a cohort study (WP1a) and a Knowledge Exchange (KE) study (WP1b). WP2 is smaller and focuses on validation via a second cohort study. WP3 focuses on 'next steps' on the journey to implementation of the tool in the NHS, and WP4 on dissemination (figure 1). According to Greene *et al*'s⁶⁴ conceptual framework, the purpose of using a mixed-methods approach is both 'development' and 'expansion'.

Routine data source: cured+

For WP1a and WP2, we will use a cutting-edge database called 'CURED+'. Currently being developed by the Centre for Urgent and Emergency Care Research,⁶⁴ it will map UEC use by individuals served by the Yorkshire Ambulance Service (YAS) from 2011 to 2022. It contains records of all ambulance contacts and these are linkable to any subsequent ambulance, hospital (ED, inpatient) and death records (Office for National Statistics (ONS) mortality register). Further information is provided in table 3.

METHODS AND ANALYSIS

Work package 1

WP1a: retrospective cohort study 1

Purpose

- Describe the pattern of calls for suspected seizure, the type of ambulance responses received and the characteristics of the patients accounting for them.
- Determine and compare the rate of death and recontact with the UEC system of those seen by the ambulance service for a suspected seizure who were and were not conveyed to ED.
- Determine the proportion of suspected seizure incidents conveyed to ED that resulted in an AA; develop predictive models for risk of death/recontact with the UEC system within 3 (and 30) days following conveyance and non-conveyance and risk of attendance at ED being classed an AA if conveyed.

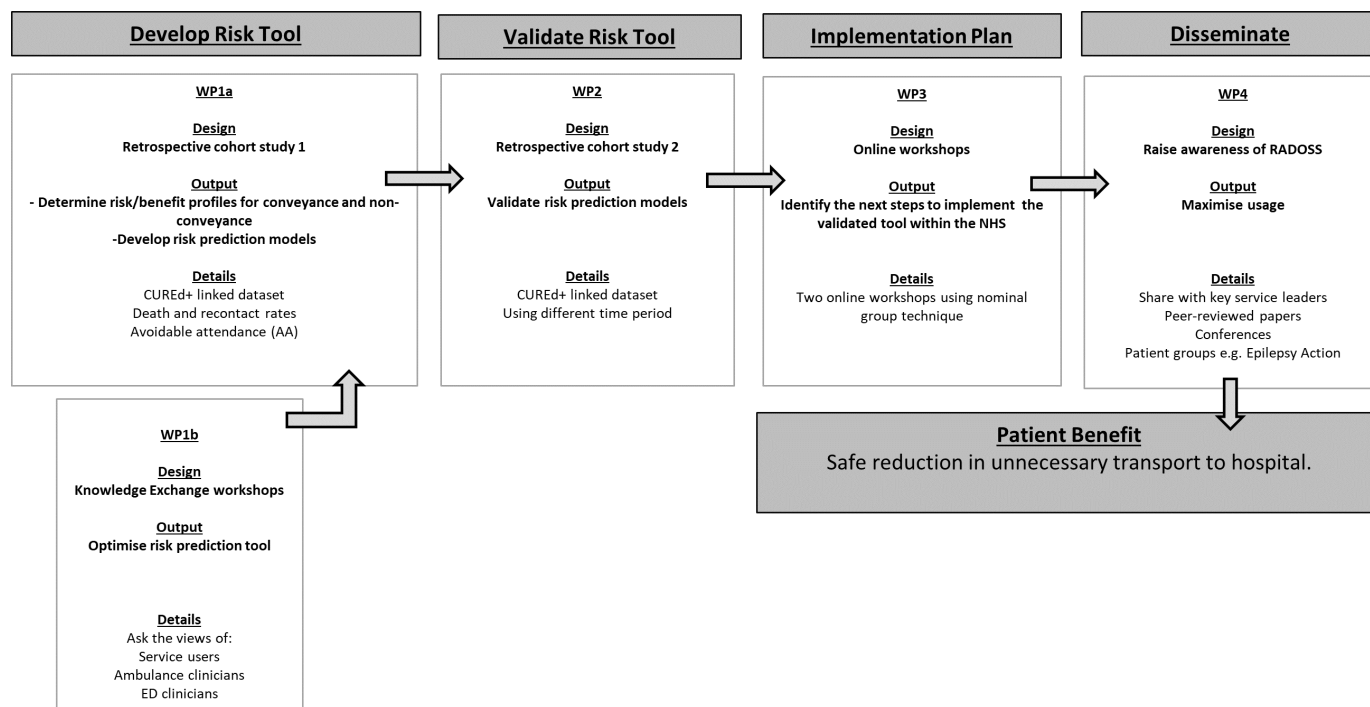


Figure 1 Summary of RADOSS project. Using four WPs, we will develop a risk prediction tool for people after a suspected seizure; we will validate the tool, plan its implementation and disseminate the findings. ED, emergency department; NHS, National Health Service; RADOSS, Risk of Adverse Outcomes after a Suspected Seizure; WP, work package.

Table 3 Key information about CUREd+ linked database

Issue	Detail
Linkage	▶ CUREd+ is a prelinked data set. Events have been linked by NHS Digital using their algorithm based on NHS number, date of birth, postcode and sex.
Coverage of data	▶ CUREd+ is new. Evidence from its predecessor CUREd (which mapped activity in the same area from 2011 to 2017 using a different approach ¹²²) indicates CUREd+ should have high data coverage. ▶ Evidence from CUREd and other work shows ~85% of individuals can have their ambulance and onward care records linked and so are suitable for inclusion. ^{104 123 124} ▶ Wider work also shows those who can and cannot have their records linked do not markedly differ. ²² ▶ CUREd+ could have even higher coverage due to more use of NHS numbers by ambulance services ¹²⁵ (which supports linkage).
Quality of data	▶ The data contributing to CUREd were high in quality. ^{121 125 126} ▶ Smyth ⁷⁶ examined ambulance patient care records (PCRs) for >22 000 patients. Most core clinical variables had <2% missing data and errors were rare. ▶ CUREd+ could have even higher quality due to the introduction of electronic PCRs (which support more consistent data capture).
Area covered by CUREd+ and suitability for RADOSS	▶ England has 10 regional ambulance services. CUREd+ includes data from the Yorkshire Ambulance Service (YAS). ▶ The size of the population (~5.6 million) and geographical area (urban/rural mix, ~6000 square miles) served by YAS is similar to the average, as is its non-conveyance rate. ³³

NHS, National Health Service; RADOSS, Risk of Adverse Outcomes after a Suspected Seizure.

- ▶ Combine the predictive models to form a draft tool that can potentially provide estimates of an individual's risk of death/recontact with the UEC system if managed by non-conveyance; risk of death/recontact with the UEC system if managed by conveyance; and the risk of their attendance at ED being classed as an AA if conveyed.

To do this, a retrospective cohort of adults cared for a suspected seizure by YAS will be studied.

Identification

Index events will be identified by searching CUREd+ for persons managed by YAS for a suspected seizure between 1 February 2019 and 31 January 2020. Eligibility criteria are presented in [table 4](#).

The unit of analysis will be the patient, with the first recorded episode being the index event and subsequent episodes ≤3 days defined as recontacts (or 30 days for the secondary analysis).

Data extract

The data extract provided will include any ambulance, ED (Emergency Care Data Set; Hospital Episode Statistics (HES) Accident and Emergency (due to overlap in system use)), urgent inpatient (HES Admitted Patient) and death (ONS) records that relate to the index events which started within 30 days.

Outcome measures

Death/recontact with the UEC system following ambulance care and the likelihood of an AA occurring if conveyed to ED are important outcomes to clinicians and service users.⁶⁵ Below we describe how the index events will be classified according to these two measures.

Measure 1 (safe/unsafe: death or recontact with UEC)

All index events, both conveyed and non-conveyed to ED, will be classified according to whether linked data

indicate the patient involved died and/or recontacted the UEC (defined as any ambulance, ED or unscheduled inpatient care).

For the primary analysis, we propose a time frame of up to 3 days from the event within which death must have occurred or recontact started. This has been specified by paramedics and other stakeholders.⁶⁶ It aligns with evidence that when considering *all* ambulance presentations, ~75% of deaths/UEC recontacts following non-conveyance occur within 3 days.²² We shall though still confirm its suitability with clinicians and service users via WP1b. For secondary analyses, a time frame of 30 days is proposed.^{37 66–69}

Deaths within the cohort should be rare. Nonetheless, when describing and using deaths we shall report them with and without exclusion of persons where death was associated with end-of-life care.

Measure 2 (avoidable/unavoidable ED attendance)

Index events that resulted in conveyance to ED will be classified according to whether they resulted in an AA or not.

To determine this, the events will be assessed against O'Keeffe *et al's*⁹ definition. Namely, a person has been involved in an AA if routine hospital coding for the attendance indicates it did not result in the person being investigated (except urinalysis, pregnancy test, dental investigation) or treated (except prescription, recording vital signs, dental treatment or guidance/advice), and they were discharged.

O'Keeffe's system has advantages. It is generic, applicable to all ages,^{9 70} based on process of care rather than initial triage score and has been adopted by the NHS.⁷¹ It is also quick and routine data have been found to be sufficient to mean it can be applied to ~98% of attendances.⁹

A possible disadvantage is it assumes *all* investigations, treatments and admissions were clinically indicated.

Table 4 Participant inclusion and exclusion criteria for different WPs

WP	Inclusion criteria	Exclusion criteria
WP1a: retrospective cohort study 1		
	<ul style="list-style-type: none"> ▶ Incident cared for by YAS. ▶ Person aged ≥ 16 years (no upper age limit). (Those ≥ 16 account for 90% of incidents.⁶²) ▶ Incident occurred between 1 February 2019 and 31 January 2020.* ▶ 'Chief complaint' (or other complaint) selected by attending ambulance clinician on PCR was 'convulsions/fitting/seizure' OR, if empty, call handler coded it as AMPDS protocol 12 ('Convulsions'). ▶ No restriction on type of ambulance response incident received (ie, could have been 'Hear & Treat', 'See & Treat', 'See & Convey to ED' or 'See & Convey elsewhere' †). 	<ul style="list-style-type: none"> ▶ The <1% of events coded as AMPDSC02. These relate to seizures in someone potentially pregnant. (Guidelines state these should be conveyed because of eclampsia risk.⁴⁷)
WP1b: Knowledge Exchange (KE) workshops		
Service users	<ul style="list-style-type: none"> ▶ Aged ≥ 18 years (no upper age limit). ▶ Attended to by an ambulance during prior 12 months for a suspected seizure/s OR a significant other to such a person (eg, family member, friend). ▶ Incident could be related to epilepsy, non-epileptic attack disorder or syncope. (They account for ~70% of events.¹²⁷) ▶ Able to provide informed consent and participate in a workshop independently in English. ▶ Lives in England. 	<ul style="list-style-type: none"> ▶ Severe current psychiatric disorders (eg, acute psychosis). ▶ Terminal medical condition.
Clinicians	<ul style="list-style-type: none"> ▶ Aged ≥ 18 years (no upper limit). ▶ Ambulance clinician, ED doctor or nurse. ▶ Works in England. ▶ Able to provide informed consent and participate in a workshop independently in English. 	<ul style="list-style-type: none"> ▶ Severe current psychiatric disorders (eg, acute psychosis). ▶ Terminal medical condition.
WP2: retrospective cohort study 2		
	<ul style="list-style-type: none"> ▶ Incident cared for by YAS. ▶ Person aged ≥ 16 years (no upper age limit). ▶ Incident occurred between 1 July 2021 and 30 June 2022. ‡ ▶ 'Chief complaint' (or other complaint) selected by attending ambulance clinician on PCR was 'convulsions/fitting/seizure' OR, if field was empty, call handler coded it as AMPDS 12. ▶ No restriction on type of ambulance response incident received. 	<ul style="list-style-type: none"> ▶ The <1% of events coded as AMPDSC02. These relate to seizures in someone potentially pregnant.
WP3: 'Next Steps' workshops		
	<ul style="list-style-type: none"> ▶ Aged ≥ 18 years (no upper limit). ▶ Ambulance clinician, seizure/epilepsy guideline developer, user group representative, seizure specialist (eg, neurologist/epilepsy nurse), commissioning representative. ▶ Able to provide informed consent and participate in a workshop independently in English. ▶ Lives in UK. 	<ul style="list-style-type: none"> ▶ Severe current psychiatric disorders (eg, acute psychosis). ▶ Terminal medical condition.
<p>*The time period does not include periods of industrial action; is before changes in use of acute services due to COVID-19 became apparent¹²⁸; and is before the first UK COVID-19 fatality.¹²⁹</p> <p>†These are the labels used by the National Health Service (NHS) to record the main types of responses that ambulance services provide to incidents. Further detail is available from NHS England.¹³⁰</p> <p>‡This time period represents the most contemporary 12 months for which linked data will be available. It excludes COVID-19 national 'lockdowns' and the start aligns with when most COVID-19 legal restrictions in England were removed.</p> <p>AMPDS, Advanced Medical Priority Dispatch System; ED, emergency department; PCR, patient care record; WP, work package; YAS, Yorkshire Ambulance Service.</p>		

Some may have happened for other reasons (eg, routine or inappropriate administration of test). Thus, we shall describe the reasons why any WP1a cases satisfied the criteria for an unavoidable attendance. Moreover, via WP1b, we shall ask ED clinicians to what extent suspected seizure cases attending their EDs could satisfy the criteria of an unavoidable attendance based on routine practice. Should it prove warranted, a sensitivity analysis will be conducted with and without such cases.

Sample size

Predictive models for the (1) risk of death/UEC recontact following conveyance, (2) risk of death/UEC recontact following non-conveyance, and (3) risk of an AA following conveyance could be developed. To permit robust testing of at least 40 candidate predictor parameters for each of these models, Riley *et al*'s⁷² formulae using standard parameters indicate: for model (1), a need for 2567 index events, with 103 experiencing the target

event; for model (2), a need for 2194 index events, with 308 experiencing the target event; and for model (3), up to 2194 index events, with 461 experiencing the target event. Twelve months of YAS data should be sufficient to satisfy these requirements. Online supplemental file 3 details the reasons why and provides further information on the sample size calculation.

Data management and analysis

Curation

A statistician, with support from a data manager, will complete data quality checks on the data extract, identifying missing and incongruent values.

Describing sample and patient outcomes

The characteristics of the calls for suspected seizures (dispatch codes, time of day, day of week, location), the patients accounting for them and the ambulance response they receive (proportions managed by 'Hear &

Table 5 Topic guide areas that WP1b Knowledge Exchange workshops will explore (emphasis will vary depending on whom the workshop is for)

Area	Detail
1	Potential predictors <ul style="list-style-type: none"> ▶ Asked for views on potential predictors, including perceived utility, reliability, validity and consistency in measurement.¹³¹
2	Parameters of outcome measures <ul style="list-style-type: none"> ▶ Asked whether any routine ED practices could mean seizure cases by default would not satisfy AA definition. ▶ Asked about any known differences between EDs and hospitals in how codes for incidents are applied at them that could undermine validity of definition that is based on them. ▶ What time frame for death and recontact with UEC would be most supportive for conveyance decisions.
3	Optimal way to present risk scores <ul style="list-style-type: none"> ▶ Asked whether percentage probability and/or broad risk categories wanted, whether visual aids would help and if estimates of uncertainty around probabilities wanted. ▶ Illustrations of options offered. ▶ Asked what 'low', 'medium' or 'high' risk of death, UEC recontact or AA would look like to them in percentage terms.
4	Optimal format for tool <ul style="list-style-type: none"> ▶ Asked how they might want such a tool to be presented in future (eg, web tool, nomogram, graphical score chart), who should have access to it and the extent to which they would want it integrated into existing workflows.¹³²

AA, avoidable attendance; ED, emergency department; UEC, urgent and emergency care; WP, work package.

Treat', 'See & Treat', 'See & Convey to ED' and 'See & Convey elsewhere') will be described.

For events receiving the response 'See & Convey to ED', we shall:

- ▶ Tabulate ED discharge diagnoses.
- ▶ Calculate the proportion satisfying the AA definition.
- ▶ Tabulate the reason/s why persons did not satisfy the AA definition.
- ▶ Calculate the proportion recontacting the UEC system within 3 (and 30) days (with and without inclusion of those whose subsequent contact/s meet the AA definition).
- ▶ Calculate the proportion dying within 3 (and 30) days and reasons.

For events receiving a face-to-face response but not conveyed to ED (ie, 'See & Treat', 'See & Convey elsewhere'), we shall:

- ▶ Calculate the proportion recontacting UEC system within 3 (and 30) days (with and without those whose subsequent contact/s meet the AA definition; also, with and without those originally non-conveyed to ED because they refused).^{14 73}
- ▶ Calculate the proportion dying within 3 (and 30) days and reasons.

Derivation of prediction models and management of missing data

As the outcome measures are binary, multivariable logistic regression will be used to derive the predictive models.⁵⁷ Reporting will be done according to best practice.⁷⁴ The pool of candidate predictors for testing will be informed by WP1b (see WP1b: KE workshops) and chosen based on clinical relevance, consistency in measurement and ease of use in practice.⁷⁵ Where possible, variables will be used in their original form.

While missingness on core data items is anticipated to be low,^{62 76} missingness on wider items might be higher since tests may not be performed if expected to be normal and not all PCR fields are mandatory.^{77 78} Where data are 'expectedly' missing (ie, the test is not performed as not

clinically indicated), an additional category of 'not clinically indicated' will be added to the variable. In the case of more than 10% missingness for any other variable, multiple imputation via chained equations will be undertaken. A set of 20 imputed data sets will be created using predictive mean matching.⁷⁹ Functional form for continuous variables will be assessed via fractional polynomials within each imputed data set.⁸⁰ Variables will be selected for inclusion in the final model within each imputed data set via backward selection with a p value of 0.10. Variables that feature in at least 10 of the 20 imputed models will be selected for the final model. Pooled OR and intercepts will be calculated according to Rubin's rule.

Apparent measures of model performance will be calculated for the final multiple imputed model. The area under the receiver operating characteristic curve will be calculated to assess the final model's discriminative performance. Discrimination refers to the ability of the prognostic model to differentiate between those who experienced the event and those who did not. We will report the calibration slope and the ratio of expected to observed events to evaluate calibration, how closely the probability of the event predicted by the model agrees with the observed probability. C-statistics resulting from the imputed data set will be pooled via robust methods and therefore the median of the imputed estimates will be presented.^{81 82} Calibration will also be observed via a calibration plot for each imputed data set separately and the median of the imputed estimates provided.⁸²

To account for sampling variability and enable adjustment of the regression coefficients for overfitting,⁸³ the final model will be internally validated via bootstrap resampling. In each of 500 bootstrap samples, the entire modelling process, including predictor selection, will be repeated and the apparent model performance (calibration and discrimination in the bootstrap sample) will be compared with the performance in the original sample per multiple imputed data set. The median optimism

across all imputed samples will then be used to calculate the optimism-adjusted C-statistic and optimism-adjusted calibration slope.⁸⁴ Using the latter as a uniform shrinkage factor, all the predictor effects in the final developed model will be penalised in order to account for overfitting.⁸⁵

The pool of potential predictors for the backward selection will be any predictor in a final multivariable model for each imputed data set.

Combining the predictive models to form a draft tool

The three derived models will be combined to form a single, Excel-based draft version of a tool that seeks to provide estimates of an individual's risk of death/recontact with the UEC system if managed by non-conveyance; risk of death/recontact with the UEC system if managed by conveyance; and the risk of their attendance at ED being classed as an AA if conveyed. The manner in which it is presented will be informed by WP1b and previous work by Bonnett *et al.*⁸⁶ Examples of tools that have combined predictive models to provide clinicians with different estimates to inform decisions include the CHA2DS2-VASc/HAS-BLED⁸⁷ and the cancer PREDICT tool.⁸⁸

WP1b: Ke workshops

Purpose

- ▶ Optimise prediction tool development by completing KE workshops with service users, ambulance clinicians and ED clinicians to get views on candidate predictors, the way the outcome measures of death, UEC recontact and AA are defined and risk score presentation.

Design

KE workshops will be run online using videoconferencing technology. Wilkins and Cooper⁸⁹ defined KE as a two-way exchange between researchers and research 'users' to share ideas, evidence, experiences and skills. It goes beyond telling people things and is a process of listening and interaction, with a goal to generate mutual benefit.

Participants

Service users

Purposive sample of ~20–30 persons recently receiving ambulance care for a suspected seizure/s and their significant others. Full eligibility is presented in table 4.

Individuals shall be recruited via user groups affiliated with the different conditions (including epilepsy deaths). They shall circulate advertisements directly to their members and within publications.

UEC clinicians

Sampling will be purposive, consisting of a group of ~20–30 informed individuals/'experts' deemed to have high professional knowledge and clinical experience of the UEC system.

The national 'Lead Paramedic Group' will circulate advertisements, with priority being given to ambulance clinicians from the n=6 services that have used Advanced Medical Priority Dispatch System. To recruit ED clinicians,

the Royal College of Emergency Medicine Yorkshire and Humber regional board shall circulate advertisements.

Procedure

Workshops for service users and ambulance clinicians will run separately. To maximise participation, we anticipate two to three for each. They will be conducted by a qualitative researcher. For those with clinicians, statistician LJB will assist.

Workshops will start with an explanation of the risk tool, aims and a presentation of the potential predictors and proposed outcome measures. A topic guide will direct the conversation. It will be finalised on the basis of the literature,^{86 90} our experience and key uncertainties regarding the tool's future implementation surfaced by completion of Greenhalgh *et al*'s Non-adoption, Abandonment, Scale-up, Spread and Sustainability Complexity Assessment Tool Long.⁹¹ The main areas that the workshops intend to cover are shown in table 5. Workshops will last ~60–90 min.

Analysis

Data will include field notes and audio recordings. A qualitative researcher, supported by the wider team, will take an inductive and deductive approach to analysis. NVivo will provide a transparent account of the work. Nodes (codes) will be created to mark relevant concepts and topics in the documents. Lower level nodes will be grouped into themes.

Work package 2

WP2: Retrospective cohort study 2

Purpose

- ▶ 'Temporally' validate WP1a's predictive models.

The predictions of the WP1a models will be tested on a data set relating to patients cared for by YAS during a 12-month time period different from that used for derivation.

Identification, data linkage, data checks and outcome measures

CURED+ will be searched to identify events as done for WP1a, except the date range will be 1 July 2021 to 30 June 2022 (table 4). Outcome measures and processes used will be the same.

Sample size

The validation sample will be similar to that used for derivation. It will thus satisfy the recommendation that validation samples include ≥ 200 cases experiencing the target events.^{92 93}

Data management and analysis

Describing sample and patient outcomes

Sample contributing data will be described as for WP1a.

Comparison with time period used for model derivation

Number of calls for and the characteristics of the patients presenting with suspected seizures during the derivation and validation periods will be compared, as will the proportions

Table 6 Dissemination actions (in addition to WP3)

Activity	Detail
1	Promoting awareness/engagement Notification of the project's funding and progress sent to medical directors and lead consultant paramedics of all ambulance services, National Clinical Director for Urgent Care for NHS England, National Ambulance Commissioners Network; National Ambulance Urgent and Emergency Care Group subgroup of the Association of Ambulance Chief Executives, National Ambulance Research Steering Group.
2	Interim updates As project progresses, accessible briefings are produced and disseminated to funders; stakeholders; service user groups; policy makers; NHS audiences; and research bodies. Include NHS Improvement and NICE who identified need for such research.
3	Peer-reviewed outputs Minimum of 2 papers in peer-reviewed journals which would appeal to clinical, organisational, general health and social policy audiences.
4	Taking evidence to practitioners Findings circulated via NHS network newsletters, in practitioner journals and general press.
5	Taking evidence to clinicians Oral and poster presentations at neurology and acute/emergency care conferences and fora.
6	Taking evidence to participants Summary of project's findings distributed to participants in the different WPs.
7	Media briefings Updates on websites including YAS, Epilepsy Action and universities.
8	Taking evidence to service users Service users and significant others/carers will clearly be interested in study outcomes. Epilepsy Action will feature study with patient experience stories in communications with epilepsy community.

NHS, National Health Service; NICE, National Institute for Health and Care Excellence; WP, work package; YAS, Yorkshire Ambulance Service.

conveyed to ED, the proportions whose attendance meets the AA definition and the proportions dying/recontacting the UEC within 3 (and 30) days. Differences will be described and tested for statistical significance.

Temporal validation of predictive models

Predictors and regression coefficients from the final internally validated, optimism-adjusted models will be applied to the WP2 data set to predict the target outcomes. The performance of the models will be quantified by comparing predictions with observed outcomes.⁹⁴ Performance will be assessed using measures of discrimination and calibration. Model recalibration will be undertaken if there is systematic underprediction or overprediction.⁹⁵

Work package 3

Next steps' workshops

Purpose

- ▶ Finalise plans to refine the risk tool for clinical use and its evaluation.

If the developed models are found to make predictions with an acceptable level of validity then we would have satisfied the requirements for the tools use within practice. We would therefore need to finalise its presentations for clinical use and evaluate its impact on clinical practice. To ensure any plans for this are acceptable to stakeholders and address their information needs, 'Next steps' workshops will be completed.

Design

Two online workshops, each lasting ~3 hours. We shall limit each to approximately eight to nine participants.^{96,97}

Workshops will start with a presentation of RADOSS findings and our draft 'next steps'. To secure stakeholders' views of these we would use an adapted version of the nominal group technique.⁹⁷

With respect to what evaluation we propose we consider it appropriate to make this judgement nearer the time. A cluster randomised controlled trial would likely be most rigorous. However, various factors can influence and constrain design choice.^{55,98} This includes time frame within which evidence is required and regulations at the time surrounding risk tools.⁹⁹

Recruitment

We shall seek representation from:

- ▶ Service providers (via Association of Ambulance Chief Executives National Ambulance Strategy and Transformation Group).
- ▶ Care guideline providers (via Joint Royal Colleges Ambulance Liaison Committee panel for seizures; National Institute for Health and Care Excellence panel for epilepsy).
- ▶ User groups (including Epilepsy Action, Epilepsy Society, FND Action, SUDEP Action and others).
- ▶ Ambulance research and care quality improvement (via National Ambulance Steering Group; National Ambulance Services Clinical Quality Group).
- ▶ Seizure specialists (via International League Against Epilepsy; Epilepsy Specialists Nurses Association).
- ▶ Commissioners (via National Ambulance Commissioners Network).

Personal invitations will be sent. To maximise attendance, we shall exploit existing relationships our team has. We shall overinvite by ~30%.¹⁰⁰ Table 4 provides the eligibility criteria.

Procedure

Workshops will be facilitated by the investigative team. Presentations will be pre-recorded to reduce opportunity for technical difficulties.

Analysis

Field notes will be kept. Delegates' involvement will be anonymous. A summary of the findings will be generated and discussed by the investigators and the 'next steps' plan finalised.

Work package 4

Purpose

- ▶ Disseminate findings to key stakeholders and maximise evidence usage.

Dissemination and outputs

We shall engage in a proactive dissemination and knowledge mobilisation strategy to ensure those who are considering developing, funding or supporting non-conveyance strategies are aware of the project and its findings. All investigators shall contribute, and the media departments of involved institutions shall help. As well as conducting WP3, dissemination will consist of the items in [table 6](#).

DISCUSSION

Patient and public involvement

This research was instigated by evidence on the priorities of the seizure community and those supporting them (eg, [ref 101](#)). To shape the project's design and determine its perceived importance, a patient and public involvement (PPI) event for nine service users and their informal carers was completed. A similar exercise was completed with leading clinicians from seven of England's ambulance services. Both groups were supportive of the project idea and provided feedback on the project's draft design. When asked to rate its importance on a scale of 1–10, seven service user pairs scored it as 10 'Extremely important'.

Services users will be actively involved in the project's completion. Service users are present in both the research team and in the groups advising and overseeing it. Coinvestigator JW is a service user herself with experience in ambulance care. Epilepsy Action, the largest seizure user organisation in the UK, is also a coinvestigator. A PPI group of 20 user representatives will contribute as research peers, advising the investigators on recruitment and reviewing study conclusions, implications for practice and recommendations. Four user representatives will also be on RADOSS Study Steering Committee (SSC).

All user representatives will be supported by Epilepsy Action who have an active PPI scheme and reimbursed for travel and their time according to guidance.¹⁰² Representatives will be recruited from a range of user groups.

Ethics and dissemination

Monitoring by an independent SSC will help to ensure the rights, safety and well-being of participants are the most important considerations. Compliance with the principles of Good Clinical Practice and scientific integrity will be managed by the study management team through regular and ad hoc meetings. YAS will be the sponsor. AJN and JMD are cochief investigators. WP1a and WP2 will use

completely anonymised data from CUREd+. Access will be sought from the Centre for Urgent and Emergency Care Research Data Release Committee. CUREd+ has generic database ethical approval (307353) and Confidentiality Advisory Group approval (22/CAG/0019). With strict controls, WP1a and WP2's work will be completed under these. WP1b and WP3 have received ethical approval from the University of Liverpool Central Research Ethics Committee D (11450). Only persons providing informed consent will participate.

We shall engage in a proactive dissemination and knowledge mobilisation strategy. It is specifically addressed by WP4 described in section Work package 4.

All requests for data sharing should be submitted to the corresponding author for consideration. Access to anonymised data may be granted following review.

Author affiliations

¹Department of Public Health, Policy and Systems, University of Liverpool, Liverpool, UK

²School of Health and Related Research, The University of Sheffield, Sheffield, UK

³Department of Health Data Science, University of Liverpool, Liverpool, UK

⁴Academic Neurology Unit, The University of Sheffield, Sheffield, UK

⁵Public Contributor, UK

⁶Research and Development Department, Yorkshire Ambulance Service NHS Trust, Wakefield, UK

⁷Epilepsy Action, London, UK

⁸Department of Molecular and Clinical Pharmacology, University of Liverpool, Liverpool, UK

⁹Academic Unit of Primary Medical Care, The University of Sheffield, Sheffield, UK

Acknowledgements The authors would like to express their appreciation for the contributions from people who have experienced a suspected seizure and their family members and friends who will participate in this study or who have contributed data to CUREd+. They would also like to thank the members of the Study Steering Committee: Professor Niro Siriwardena (chair), Mrs Jayne Burton, Mrs Carol Jackson, Mr Graham Jackson, Ms Kim Kirby, Dr Benjamin Thomas and Professor Arjune Sen. The study sponsor is the Yorkshire Ambulance Service (yas.research@nhs.net) and they would like to thank Dr Fiona Bell and Ms Kelly Hird for their support with all aspects of the project set-up.

Contributors AJN and JMD conceived the study and designed the study together with AGM, SMM, LJB, MR, RP, JW, AF, RMJ, RMS and RC. LJB planned the statistical analysis. AJN wrote the manuscript, with revisions being made by JMD, AGM, SMM, LJB, MR, RP, JW, AF, RMJ, RMS and RC. All authors read and approved the final manuscript.

Funding This project is funded by the National Institute for Health Research (NIHR) Research for Patient Benefit (RfPB) programme (reference NIHR203530).

Disclaimer The views and opinions expressed herein are those of the authors and do not necessarily reflect those of the University of Liverpool, the RfPB programme, the NIHR, the NHS or the Department of Health and Social Care.

Competing interests None declared.

Patient and public involvement Patients and/or the public were involved in the design, or conduct, or reporting, or dissemination plans of this research. Refer to the Methods section for further details.

Patient consent for publication Not applicable.

Provenance and peer review Not commissioned; peer reviewed for ethical and funding approval prior to submission.

Supplemental material This content has been supplied by the author(s). It has not been vetted by BMJ Publishing Group Limited (BMJ) and may not have been peer-reviewed. Any opinions or recommendations discussed are solely those of the author(s) and are not endorsed by BMJ. BMJ disclaims all liability and responsibility arising from any reliance placed on the content. Where the content includes any translated material, BMJ does not warrant the accuracy and reliability of the translations (including but not limited to local regulations, clinical guidelines,

terminology, drug names and drug dosages), and is not responsible for any error and/or omissions arising from translation and adaptation or otherwise.

Open access This is an open access article distributed in accordance with the Creative Commons Attribution 4.0 Unported (CC BY 4.0) license, which permits others to copy, redistribute, remix, transform and build upon this work for any purpose, provided the original work is properly cited, a link to the licence is given, and indication of whether changes were made. See: <https://creativecommons.org/licenses/by/4.0/>.

ORCID iDs

Adam J Noble <http://orcid.org/0000-0002-8070-4352>

Richard M Jacques <http://orcid.org/0000-0001-6710-5403>

Rebecca M Simpson <http://orcid.org/0000-0003-1677-5938>

Jon Mark Dickson <http://orcid.org/0000-0002-1361-2714>

REFERENCES

- NHS. *The NHS Long Term Plan.*, 2019
- England NHS. *High Quality Care for All, Now and for Future Generations: Transforming Urgent and Emergency Care Services in England – Urgent and Emergency Care Review. End of Phase 1 Report.* NHS England: Leeds, 2013.
- Newton A, Hunt B, Williams J. The paramedic profession: disruptive innovation and barriers to further progress. *Journal of Paramedic Practice* 2020;12:138–48.
- NHS England and NHS Improvement. *Planning to Safely Reduce Avoidable Conveyance.*, 2019
- Miles J, O’Keeffe C, Jacques R, et al. 17 Exploring ambulance conveyances to the emergency department: a descriptive analysis of non-urgent transports. *Emergency Medicine Journal* 2017;34:A872–3.
- NHS England and NHS Improvement. *AmbSYS Time Series to August 2022.*, 2022. Available: <https://www.england.nhs.uk/statistics/wp-content/uploads/sites/2/2022/09/AmbSYS-time-series-until-20220831.xlsx>. [Accessed cited 2022 9 September].
- Nuffield Trust. *Ambulance response times, 2022.* Available: <https://www.nuffieldtrust.org.uk/resource/ambulance-response-times>. [Accessed cited 2022 9 September].
- Nuffield Trust. *Ambulance handover delays, 2022.* Available: <https://www.nuffieldtrust.org.uk/resource/ambulance-handover-delays>. [Accessed cited 2022 9 September].
- O’Keeffe C, Mason S, Jacques R, et al. Characterising non-urgent users of the emergency department (ED): a retrospective analysis of routine ED data. *PLoS One* 2018;13: :e0192855.
- O’Cathain A, Knowles E, Bishop-Edwards L, et al. Understanding variation in ambulance service non-conveyance rates: a mixed methods study. *Health Services and Delivery Research* 2018;6:1–192.
- Hoot NR, Aronsky D. Systematic review of emergency department crowding: causes, effects, and solutions. *Ann Emerg Med* 2008;52: :126–36.
- Richardson DB. Increase in patient mortality at 10 days associated with emergency department overcrowding. *Med J Aust* 2006;184: :213–6.
- NHS England. *A&E Attendances and Emergency Admissions 2021-22.*, 2022. Available: <https://www.england.nhs.uk/statistics/statistical-work-areas/ae-waiting-times-and-activity/ae-attendances-and-emergency-admissions-2021-22/>. [Accessed cited 2022 14 July].
- Keene T, Davis M, Brook C. Characteristics and outcomes of patients assessed by paramedics and not transported to hospital: a pilot study. *Australasian Journal of Paramedicine* 2015;12.
- Machen I, Dickinson A, Williams J, et al. Nurses and paramedics in partnership: perceptions of a new response to low-priority ambulance calls. *Accid Emerg Nurs* 2007;15: :185–92.
- NHS England. *Friends and Family Test data – January 2020.*, 2020.
- King R, Oprescu F, Lord B, et al. Patient experience of non-conveyance following emergency ambulance service response: a scoping review of the literature. *Australas Emerg Care* 2021;24:210–23.
- Jones CMC, Wasserman EB, Li T, et al. Acceptability of alternatives to traditional emergency care: patient characteristics, alternate transport modes, and alternate destinations. *Prehosp Emerg Care* 2015;19:516–23.
- Ipsos Mori. *North East Ambulance Service Patient experience survey, 2017.* Available: https://www.neas.nhs.uk/media/136931/neas_2017_presentation_version_3_final.pdf [Accessed 12 Jan 2021].
- Togher FJ, O’Cathain A, Phung V-H, et al. Reassurance as a key outcome valued by emergency ambulance service users: a qualitative interview study. *Health Expect* 2015;18:2951–61.
- Scuffham PA, Moretto N, Krinks R, et al. Engaging the public in healthcare decision-making: results from a citizens’ jury on emergency care services. *Emerg Med J* 2016;33:782–8.
- Coster J, O’Cathain A, Jacques R, et al. Outcomes for patients who contact the emergency ambulance service and are not transported to the emergency department: a data linkage study. *Prehosp Emerg Care* 2019;23:566–77.
- Ebben RHA, Vloet LCM, Speijers RF, et al. A patient-safety and professional perspective on non-conveyance in ambulance care: a systematic review. *Scand J Trauma Resusc Emerg Med* 2017;25:71.
- Oosterwold J, Sagel D, Berben S, et al. Factors influencing the decision to convey or not to convey elderly people to the emergency department after emergency ambulance attendance: a systematic mixed studies review. *BMJ Open* 2018;8:e021732.
- Turner J, Coster J, Chambers D, et al. What evidence is there on the effectiveness of different models of delivering urgent care? a rapid review. *Health Services and Delivery Research* 2015;3:1–134.
- National Institute for Health and Clinical Excellence. *Emergency and acute medical care in over 16s: service delivery and organisation, 2018.* Available: <https://www.nice.org.uk/guidance/NG94> [Accessed 12 Jan 2021].
- Lederman J, Löfvenmark C, Djärv T, et al. Assessing non-conveyed patients in the ambulance service: a phenomenological interview study with Swedish ambulance clinicians. *BMJ Open* 2019;9:e030203.
- Halter M, Vernon S, Snooks H, et al. Complexity of the decision-making process of ambulance staff for assessment and referral of older people who have fallen: a qualitative study. *Emerg Med J* 2011;28:44–50.
- Snooks HA, Kearsley N, Dale J, et al. Gaps between policy, protocols and practice: a qualitative study of the views and practice of emergency ambulance staff concerning the care of patients with non-urgent needs. *Qual Saf Health Care* 2005;14:251–7.
- Porter A, Snooks H, Youren A, et al. "Covering our backs": ambulance crews’ attitudes towards clinical documentation when emergency (999) patients are not conveyed to hospital. *Emerg Med J* 2008;25:292–5.
- Porter A, Snooks H, Youren A, et al. Should I stay or should I go? Deciding whether to go to hospital after a 999 call. *J Health Serv Res Policy* 2007;12:32–8.
- Burrell L, Noble A, Ridsdale L. Decision-Making by ambulance clinicians in London when managing patients with epilepsy: a qualitative study. *Emerg Med J* 2013;30:236–40.
- Noble AJ, Snape D, Goodacre S, et al. Qualitative study of paramedics’ experiences of managing seizures: a national perspective from England. *BMJ Open* 2016;6:e014022.
- Rees N, Porter A, Rapport F, et al. Paramedics’ perceptions of the care they provide to people who self-harm: a qualitative study using evolved grounded theory methodology. *PLoS One* 2018;13:e0205813.
- Sherratt FC, Snape D, Goodacre S, et al. Paramedics’ views on their seizure management learning needs: a qualitative study in England. *BMJ Open* 2017;7:e014024.
- Colver KA. *Ambulance Service Treat and Refer Guidelines: A Qualitative Investigation into the Use of Treat and Refer Guidelines by Ambulance Clinicians.* University of Stirling, 2012.
- Snooks HA, Anthony R, Chatters R, et al. Support and assessment for fall emergency referrals (safer) 2: a cluster randomised trial and systematic review of clinical effectiveness and cost-effectiveness of new protocols for emergency ambulance paramedics to assess older people following a fall with referral to community-based care when appropriate. *Health Technol Assess* 2017;21:1–218.
- O’Hara R, Johnson M, Siriwardena AN, et al. A qualitative study of systemic influences on paramedic decision making: care transitions and patient safety. *J Health Serv Res Policy* 2015;20:45–53.
- Porter A, Dale J, Foster T, et al. Implementation and use of computerised clinical decision support (CCDS) in emergency pre-hospital care: a qualitative study of paramedic views and experience using strong Structuration theory. *Implement Sci* 2018;13:91.
- Snooks H, Evans A, Wells B, et al. What are the highest priorities for research in emergency prehospital care? *Emerg Med J* 2009;26:549–50.
- Power B, Bury G, Ryan J. Stakeholder opinion on the proposal to introduce 'treat and referral' into the Irish emergency medical service. *BMC Emerg Med* 2019;19:81.

- 42 England NHS. Lord Carter's review into unwarranted variation in NHS ambulance trusts. Operational productivity and performance in English NHS Ambulance Trusts. Unwarranted variations
- 43 Wells PS, Ginsberg JS, Anderson DR, *et al.* Use of a clinical model for safe management of patients with suspected pulmonary embolism. *Ann Intern Med* 1998;129:997–1005.
- 44 Physicians. RCo. *National Early Warning Score (NEWS) 2: Standardising the assessment of acute-illness severity in the NHS*, 2017. Available: <https://www.rcplondon.ac.uk/projects/outputs/national-early-warning-score-news-2> [Accessed 12 Jan 2021].
- 45 Harbison J, Hossain O, Jenkinson D, *et al.* Diagnostic accuracy of stroke referrals from primary care, emergency room physicians, and ambulance staff using the face arm speech test. *Stroke* 2003;34:71–6.
- 46 International League Against Epilepsy - UK Chapter. *Emergency health services for epilepsy - The proceedings of an expert workshop*, 2016. Available: <http://ilaebritish.org.uk/epilepsy-emergency-care/>. [Accessed 01 Jan 2018].
- 47 Joint Royal Colleges Ambulance Liaison Committee. *Association of Ambulance Chief Executives, JRCALC Clinical Guidelines*. Bridgwater: Class Professional Publishing, 2019.
- 48 Wallace E, Uijen MJM, Clyne B, *et al.* Impact analysis studies of clinical prediction rules relevant to primary care: a systematic review. *BMJ Open* 2016;6:e009957.
- 49 Murthy C, Davis R, Koegelenberg CFN, *et al.* The impact of an electronic clinical decision support for pulmonary embolism imaging on the efficiency of computed tomography pulmonary angiography utilisation in a resource-limited setting. *S Afr Med J* 2015;106:62–4.
- 50 Hill JC, Whitehurst DGT, Lewis M, *et al.* Comparison of stratified primary care management for low back pain with current best practice (start back): a randomised controlled trial. *Lancet* 2011;378:1560–71.
- 51 Cosman F, de Beur SJ, LeBoff MS, *et al.* Clinician's guide to prevention and treatment of osteoporosis. *Osteoporos Int* 2014;25:2359–81.
- 52 Queen Mary UoL. *Implementation of QRisk tool for cardiovascular risk management. REF2014 Impact Case Studies*, 2014. Available: <https://impact.ref.ac.uk/casestudies/CaseStudy.aspx?Id=18134> [Accessed 12 Jan 2021].
- 53 Feldman M, Stanford R, Catcheside A, *et al.* The use of a prognostic table to aid decision making on adjuvant therapy for women with early breast cancer. *Eur J Surg Oncol* 2002;28:615–9.
- 54 Steyerberg EW, Vergouwe Y. Towards better clinical prediction models: seven steps for development and an ABCD for validation. *Eur Heart J* 2014;35:1925–31.
- 55 Wallace E, Smith SM, Perera-Salazar R, *et al.* Framework for the impact analysis and implementation of clinical prediction rules (CPRs). *BMC Med Inform Decis Mak* 2011;11:62.
- 56 Liu J, Wyatt JC, Altman DG. Decision tools in health care: focus on the problem, not the solution. *BMC Med Inform Decis Mak* 2006;6:4.
- 57 Steyerberg EW, Moons KGM, van der Windt DA, *et al.* Prognosis research strategy (progress) 3: prognostic model research. *PLoS Med* 2013;10:e1001381.
- 58 David M, Schwartau I, Anand Pant H, *et al.* Emergency outpatient services in the city of Berlin: factors for appropriate use and predictors for hospital admission. *Eur J Emerg Med* 2006;13:352–7.
- 59 Egan M, Murar F, Lawrence J, *et al.* Identifying the predictors of avoidable emergency department attendance after contact with the NHS 111 phone service: analysis of 16.6 million calls to 111 in England in 2015–2017. *BMJ Open* 2020;10:e032043.
- 60 McHale P, Wood S, Hughes K, *et al.* Who uses emergency departments inappropriately and when - a national cross-sectional study using a monitoring data system. *BMC Med* 2013;11:258.
- 61 Patton GG, Thakore S. Reducing inappropriate emergency department attendances--a review of ambulance service attendances at a regional teaching hospital in Scotland. *Emerg Med J* 2013;30:459–61.
- 62 Dickson JM, Asghar ZB, Siriwardena AN. Pre-Hospital ambulance care of patients following a suspected seizure: a cross sectional study. *Seizure* 2018;57:38–44.
- 63 Dickson JM, Taylor LH, Shewan J, *et al.* Cross-Sectional study of the prehospital management of adult patients with a suspected seizure (EPIC1). *BMJ Open* 2016;6:e010573.
- 64 Greene JC, Caracelli VJ, Graham WF. Toward a conceptual framework for mixed-method evaluation designs. *Educ Eval Policy Anal* 1989;11:255–74.
- 65 Coster JE, Irving AD, Turner JK, *et al.* Prioritizing novel and existing ambulance performance measures through expert and lay consensus: a three-stage multimethod consensus study. *Health Expect* 2018;21:249–60.
- 66 Snooks HA, Carter B, Dale J, *et al.* Support and assessment trial for fall emergency referrals (safer 1): cluster randomised trial of computerised clinical decision support for paramedics. *PLoS One* 2014;9:e106436.
- 67 Mason S, Knowles E, Colwell B, *et al.* Effectiveness of paramedic practitioners in attending 999 calls from elderly people in the community: cluster randomised controlled trial. *BMJ* 2007;335:919.
- 68 Blodgett JM, Robertson DJ, Ratcliffe D, *et al.* Piloting data linkage in a prospective cohort study of a GP referral scheme to avoid unnecessary emergency department conveyance. *BMC Emerg Med* 2020;20:48.
- 69 NHS Digital. Clinical commissioning group outcomes indicator set (CCG OIS), 2020. Available: <https://digital.nhs.uk/data-and-information/publications/statistical/ccg-outcomes-indicator-set> [Accessed 12 Jan 2021].
- 70 OCDE. *Classifying educational programmes. manual for ISCED-97 implementation in OECD countries*. Organisation for Economic Co-operation and Development: Cedex, 1999.
- 71 NHS Digital. Non-urgent A&E attendances, 2021. Available: <https://digital.nhs.uk/data-and-information/data-tools-and-services/data-services/innovative-uses-of-data/demand-on-healthcare/unnecessary-a-and-e-attendances>. [Accessed 29 Oct 2021].
- 72 Riley RD, Ensor J, Snell KIE, *et al.* Calculating the sample size required for developing a clinical prediction model. *BMJ* 2020;368:m441.
- 73 Burstein JL, Henry MC, Alicandro J, *et al.* Outcome of patients who refused out-of-hospital medical assistance. *Am J Emerg Med* 1996;14:23–6.
- 74 Collins GS, Reitsma JB, Altman DG, *et al.* Transparent reporting of a multivariable prediction model for individual prognosis or diagnosis (TRIPOD). *Ann Intern Med* 2015;162:735–6.
- 75 Stiell IG, Wells GA. Methodologic standards for the development of clinical decision rules in emergency medicine. *Ann Emerg Med* 1999;33:437–47.
- 76 Smyth MA. Prehospital recognition of sepsis by ambulance clinicians (prosaic). PHD thesis, University of Warwick, 2018. Available: <http://wrap.warwick.ac.uk/103086> [Accessed 12 Jan 2021].
- 77 London Ambulance Service. Patient report form user guide (V.2.0), 2014. Available: https://www.whatdotheyknow.com/request/246823/response/610080/attach/4/1744%20patient%20report%20form%20user%20guide%20v2.0.pdf?cookie_passthrough=1 [Accessed 01 Dec 2021].
- 78 West Midlands Ambulance Service. Clinical times. focus on assessment and documentation, 2011. Available: https://www.wmambo.co.uk/images/stories/PDFs/clinical_times_aug2011.pdf [Accessed 12 Jan 2021].
- 79 Graham JW, Olchowski AE, Gilreath TD. How many imputations are really needed? some practical clarifications of multiple imputation theory. *Prev Sci* 2007;8:206–13.
- 80 Sauerbrei W, Royston P. Building multivariable prognostic and diagnostic models: transformation of the predictors by using fractional polynomials. *J R Stat Soc Ser A Stat Soc* 1999;162:71–94.
- 81 Marshall A, Altman DG, Holder RL, *et al.* Combining estimates of interest in prognostic modelling studies after multiple imputation: current practice and guidelines. *BMC Med Res Methodol* 2009;9:57.
- 82 Clark TG, Stewart ME, Altman DG, *et al.* A prognostic model for ovarian cancer. *Br J Cancer* 2001;85:944–52.
- 83 Moons KGM, Kengne AP, Woodward M, *et al.* Risk prediction models: I. Development, internal validation, and assessing the incremental value of a new (bio)marker. *Heart* 2012;98:683–90.
- 84 Rubin DB. *Multiple imputation for nonresponse in surveys*. New York: John Wiley and Sons, 1987.
- 85 Van Houwelingen JC, Le Cessie S. Predictive value of statistical models. *Stat Med* 1990;9:1303–25.
- 86 Bonnett LJ, Snell KIE, Collins GS, *et al.* Guide to presenting clinical prediction models for use in clinical settings. *BMJ* 2019;365:1737.
- 87 de Jong J. CHA2DS2-VASc/ HAS-BLED/ EHRA atrial fibrillation risk score calculator, 2022. Available: <https://www.chadsvasc.org/> [Accessed 22 Sept 2022].
- 88 University of Cambridge. Predict: breast cancer, 2022. Available: <https://breast.predict.nhs.uk/about/technical/publications>. [Accessed 22 Sep 2022].
- 89 Wilkins T, Cooper I. Lessons from coordinating a knowledge-exchange network for connecting research, policy and practice. *Research for All* 2019;3:204–17.
- 90 Osheroff JA, Teich JM, Levick D. Improving Outcomes with Clinical Decision Support: An Implementer's Guide. In: . 2 nd. Chicago: IL Healthcare Information and Management Systems Society, 2012.

- 91 Greenhalgh T, Maylor H, Shaw S, *et al*. The NASSS-CAT tools for understanding, guiding, monitoring, and researching technology implementation projects in health and social care: protocol for an evaluation study in real-world settings. *JMIR Res Protoc* 2020;9:e16861.
- 92 Collins GS, Ogundimu EO, Altman DG. Sample size considerations for the external validation of a multivariable prognostic model: a resampling study. *Stat Med* 2016;35:214–26.
- 93 Vergouwe Y, Steyerberg EW, Eijkemans MJC, *et al*. Substantial effective sample sizes were required for external validation studies of predictive logistic regression models. *J Clin Epidemiol* 2005;58:475–83.
- 94 Altman DG, Vergouwe Y, Royston P, *et al*. Prognosis and prognostic research: validating a prognostic model. *BMJ* 2009;338:b605.
- 95 Janssen KJM, Moons KGM, Kalkman CJ, *et al*. Updating methods improved the performance of a clinical prediction model in new patients. *J Clin Epidemiol* 2008;61:76–86.
- 96 Cantrill JA, Sibbald B, Buetow S. The Delphi and nominal group techniques in health services research. *Int J Pharm Pract* 2011;4:67–74.
- 97 McMillan SS, Kelly F, Sav A, *et al*. Using the nominal group technique: how to analyse across multiple groups. *Health Services and Outcomes Research Methodology* 2014;14:92–108.
- 98 Campbell NC, Murray E, Darbyshire J, *et al*. Designing and evaluating complex interventions to improve health care. *BMJ* 2007;334:455–9.
- 99 Public Health England. *Evaluating digital health products*, 2020. Available: <https://www.gov.uk/guidance/get-started-evaluating-digital-health-products>. [Accessed 01 Nov 2021].
- 100 Webb C, Doman M. Conducting focus groups: experience from nursing research. *The Journal for Thematic Dialogue* 2008;10:51–60.
- 101 International League Against Epilepsy - British Branch. *Epilepsy health services for epilepsy - the proceedings of an expert workshop*, 2016. Available: <https://ilaebritish.org.uk/epilepsy-emergency-care/>. [Accessed 22 Oct 2019].
- 102 National Institute for Health and Care Research. *Payment guidance for researchers and professionals*, 2022. Available: <https://www.nihr.ac.uk/documents/payment-guidance-for-researchers-and-professionals/27392>. [Accessed 14 July 2022].
- 103 O’Cathain A, Knowles E, Turner J, *et al*. Explaining variation in emergency admissions: a mixed-methods study of emergency and urgent care systems. *Health Services and Delivery Research* 2014;2:1–126.
- 104 Hughes-Gooding T, Dickson JM, O’Keeffe C, *et al*. A data linkage study of suspected seizures in the urgent and emergency care system in the UK. *Emerg Med J* 2020;37:605–10.
- 105 Baldwin T. Yorkshire ambulance service conveyance rates AMPDS 12, 2019
- 106 North West Ambulance Service. Bell S conveyance rates AMPDS 12, 2019
- 107 Choices NHS. *What to do if someone has a seizure (fit)*, 2013. Available: <http://www.nhs.uk/Livewell/Epilepsy/Pages/Ifyouseeaseizure.aspx>
- 108 Kinney MO, Hunt SJ, McKenna C. A self-completed questionnaire study of attitudes and perceptions of paramedic and prehospital practitioners towards acute seizure care in Northern Ireland. *Epilepsy Behav* 2018;81:115–8.
- 109 Mathieson A, Marson AG, Jackson M, *et al*. Clinically unnecessary and avoidable emergency health service use for epilepsy: a survey of what English services are doing to reduce it. *Seizure* 2020;76:156–60.
- 110 Noble AJ, Mathieson A, Ridsdale L, *et al*. Developing patient-centred, feasible alternative care for adult emergency department users with epilepsy: protocol for the mixed-methods observational ‘Collaborate’ project. *BMJ Open* 2019;9:e031696.
- 111 Dixon PA, Kirkham JJ, Marson AG, *et al*. National audit of seizure management in hospitals (NASH): results of the National audit of adult epilepsy in the UK. *BMJ Open* 2015;5:e007325.
- 112 Grainger R, Pearson M, Dixon P, *et al*. Referral patterns after a seizure admission in an English region: an opportunity for effective intervention? an observational study of routine hospital data. *BMJ Open* 2016;6:e010100.
- 113 Dickson JM, Rawlings GH, Grünewald RA, *et al*. An alternative care pathway for suspected seizures in pre-hospital care: a service evaluation. *Br Paramed J* 2017;2:22–8.
- 114 Peterson CL, Walker C, Coleman H. ‘I hate wasting the hospital’s time’: Experiences of emergency department admissions of Australian people with epilepsy. *Epilepsy Behav* 2019;90:228–32.
- 115 Ridsdale L, Virdi C, Noble A, *et al*. Explanations given by people with epilepsy for using emergency medical services: a qualitative study. *Epilepsy Behav* 2012;25:529–33.
- 116 Male LR, Noble A, Snape DA, *et al*. Perceptions of emergency care using a seizure care pathway for patients presenting to emergency departments in the North West of England following a seizure: a qualitative study. *BMJ Open* 2018;8:e021246.
- 117 McKinlay A, Morgan M, Noble A, *et al*. Patient views on use of emergency and alternative care services for adult epilepsy: a qualitative study. *Seizure* 2020;80:56–62.
- 118 Mitchell JW, Kallis C, Dixon PA, *et al*. Computed tomography in patients with epileptic seizures admitted acutely to hospital: a population level analysis of routinely collected healthcare data. *Clin Med* 2020;20:178–82.
- 119 Salinsky M, Wong VSS, Motika P, *et al*. Emergency department neuroimaging for epileptic seizures. *Epilepsia* 2018;59:1676–83.
- 120 Viarasilpa T, Panyavachiraporn N, Osman G, *et al*. Intubation for psychogenic non-epileptic attacks: frequency, risk factors, and impact on outcome. *Seizure* 2020;76:17–21.
- 121 Dickson JM, Jacques R, Reuber M, *et al*. Emergency hospital care for adults with suspected seizures in the NHS in England 2007–2013: a cross-sectional study. *BMJ Open* 2018;8:e023352.
- 122 Mason S, Stone T, Jacques R, *et al*. Creating a real-world linked research platform for analyzing the urgent and emergency care system. *Med Decis Making* 2022;42:221098699:999–1009.
- 123 Turner J, Siriwardena AN, Coster J, *et al*. Developing new ways of measuring the quality and impact of ambulance service care: the PhOEBE mixed-methods research programme. *Programme Grants for Applied Research* 2019;7:1–90.
- 124 Ji C, Quinn T, Gavalova L, *et al*. Feasibility of data linkage in the PARAMEDIC trial: a cluster randomised trial of mechanical chest compression in out-of-hospital cardiac arrest. *BMJ Open* 2018;8:e021519.
- 125 Smyth MA, Gallacher D, Kimani PK, *et al*. Derivation and internal validation of the screening to enhance prehospital identification of sepsis (sepsis) score in adults on arrival at the emergency department. *Scand J Trauma Resusc Emerg Med* 2019;27:67.
- 126 Digital N. Emergency care data set (ECDS) data quality, 2020
- 127 Dickson JM, Dudhill H, Shewan J, *et al*. Cross-Sectional study of the hospital management of adult patients with a suspected seizure (EPIC2). *BMJ Open* 2017;7:e015696.
- 128 Mafham MM, Spata E, Goldacre R, *et al*. COVID-19 pandemic and admission rates for and management of acute coronary syndromes in England. *Lancet* 2020;396:381–9.
- 129 Department of Health and Social Care. CMO for England announces first death of patient with COVID-19, 2020
- 130 NHS England. Ambulance quality indicators: data specification for systems indicators (AmbSYS), 2019. Available: <https://www.england.nhs.uk/statistics/wp-content/uploads/sites/2/2019/09/20190912-AmbSYS-specification.pdf>. [Accessed 14 July 2022].
- 131 de Salis I, Whiting P, Sterne JAC, *et al*. Using qualitative research to inform development of a diagnostic algorithm for UTI in children. *Fam Pract* 2013;30:325–31.
- 132 Porter A, Badshah A, Black S, *et al*. Electronic health records in ambulances: the era multiple-methods study. *Health Services and Delivery Research* 2020;8:1–140.