



Deposited via The University of Sheffield.

White Rose Research Online URL for this paper:

<https://eprints.whiterose.ac.uk/id/eprint/189194/>

Version: Published Version

Article:

Aad, G, Abbott, B, Abbott, DC et al. (2022) Two-particle Bose–Einstein correlations in pp collisions at $s\sqrt{=13}$ TeV measured with the ATLAS detector at the LHC. The European Physical Journal C, 82 (7). 608. ISSN: 1434-6044

<https://doi.org/10.1140/epjc/s10052-022-10472-0>

Reuse

This article is distributed under the terms of the Creative Commons Attribution (CC BY) licence. This licence allows you to distribute, remix, tweak, and build upon the work, even commercially, as long as you credit the authors for the original work. More information and the full terms of the licence here:

<https://creativecommons.org/licenses/>

Takedown

If you consider content in White Rose Research Online to be in breach of UK law, please notify us by emailing eprints@whiterose.ac.uk including the URL of the record and the reason for the withdrawal request.



Two-particle Bose–Einstein correlations in pp collisions at $\sqrt{s} = 13$ TeV measured with the ATLAS detector at the LHC

ATLAS Collaboration*

CERN, 1211 Geneva 23, Switzerland

Received: 7 February 2022 / Accepted: 19 May 2022
© CERN for the benefit of the ATLAS collaboration 2022

Abstract This paper presents studies of Bose–Einstein correlations (BEC) in proton–proton collisions at a centre-of-mass energy of 13 TeV, using data from the ATLAS detector at the CERN Large Hadron Collider. Data were collected in a special low-luminosity configuration with a minimum-bias trigger and a high-multiplicity track trigger, accumulating integrated luminosities of $151 \mu\text{b}^{-1}$ and 8.4nb^{-1} , respectively. The BEC are measured for pairs of like-sign charged particles, each with $|\eta| < 2.5$, for two kinematic ranges: the first with particle $p_T > 100$ MeV and the second with particle $p_T > 500$ MeV. The BEC parameters, characterizing the source radius and particle correlation strength, are investigated as functions of charged-particle multiplicity (up to 300) and average transverse momentum of the pair (up to 1.5 GeV). The double-differential dependence on charged-particle multiplicity and average transverse momentum of the pair is also studied. The BEC radius is found to be independent of the charged-particle multiplicity for high charged-particle multiplicity (above 100), confirming a previous observation at lower energy. This saturation occurs independent of the transverse momentum of the pair.

1 Introduction

Particle correlations play an important role in the understanding of multiparticle production in hadron–hadron, hadron–nucleus and nucleus–nucleus collisions. Correlations between two identical bosons, called Bose–Einstein correlations, (BEC), are a well known phenomenon in high-energy and nuclear physics (for reviews see Refs. [1–8]). The BEC are often considered to be the analogue of the Hanbury Brown and Twiss effect [9–11] in astronomy, describing the interference of incoherently emitted identical bosons [12–15]. The BEC constitute a sensitive probe of the space-time geometry of the hadronization region, and allow the determination of the size and shape of the source from which particles are emitted. High-multiplicity data in proton–proton

interactions can serve as a reference for studies of nucleus–nucleus collisions [16]. The effect of BEC is reproduced in both the hydrodynamical/hydrokinetic [17–19] and the Pomeron-based [20,21] approaches for modelling of high-multiplicity hadronic interactions. The BEC between a pair of particles depend on the particle multiplicity in the event and on the average transverse momentum of the pair. The dependence on these parameters is particularly sensitive to the space-time features of the hadronization region, as discussed by the authors of various models [22–27].

The BEC can be studied for two, three, or more identical bosons, assuming a hadronization region parametrized by one, two, or three size parameters. At the Large Hadron Collider (LHC), the BEC with one size parameter, the source radius, have been studied by the ATLAS Collaboration in pp collisions at the centre-of-mass energies $\sqrt{s} = 0.9$ and 7 TeV [28], and in $p+\text{Pb}$ collisions at $\sqrt{s_{\text{NN}}} = 5.02$ TeV per nucleon–nucleon pair [29]. The BEC source radius parameter, R , was observed by ATLAS to saturate, i.e. to reach a plateau level, at high charged-particle multiplicity, in $\sqrt{s} = 7$ TeV pp collisions [28]. The BEC in pp collisions have also been studied in the ALICE [30–34], CMS [35–38] and LHCb [39] experiments. The CMS results at 13 TeV also show a plateau in R at high multiplicity [38].

Pomeron-based models predict a plateauing of R at intermediate multiplicities as a consequence of the overlap of the colliding protons, followed by the return to a lower value of R at high multiplicities [20,21]. The IP-Glasma model [40] predicts some tendency to R saturation at high multiplicities for pp interactions.

In a different approach, two-particle correlations have been analysed at $\sqrt{s} = 7$ TeV by ATLAS in the framework of a phenomenological model based on ordered hadron chains. This approach provides an alternative interpretation of the correlations commonly attributed to Bose–Einstein interference [41].

In this paper, studies of the BEC in pp collisions at $\sqrt{s} = 13$ TeV using the ATLAS detector [42] are presented. The same methodology is used in this analysis as

* e-mail: atlas.publications@cern.ch

was used in the previous ATLAS BEC studies [28], and the same minimum-bias (MB) trigger is used as was used in an earlier study of charged-particle distributions at 13 TeV [43,44]. In addition, the study is extended to the region of high-multiplicity collisions by using the high-multiplicity track (HMT) trigger previously used for studies of long-range elliptic azimuthal anisotropies [45].

This paper is organized as follows. The analysis method is described in Sect. 2. The ATLAS detector is described in Sect. 3. The Monte Carlo (MC) and data samples are presented in Sect. 4. The track selection criteria and data correction procedure are presented in Sect. 5 and the reference sample is discussed in Sect. 6. The systematic uncertainties are presented in Sect. 7. The BEC source radius and correlation strength dependence on, separately, charged-particle multiplicity and average transverse momentum of the pair is shown in Sect. 8. This section also presents the double-differential dependence of the BEC parameters on multiplicity and average transverse momentum. A comparison with previous, lower-energy ATLAS results is presented, as well as a comparison with CMS results at 13 TeV. The summary and conclusions are given in Sect. 9.

2 Analysis method

The BEC are observed at small values of the square of the four-momentum difference, Q^2 , between two identical bosons, where $Q^2 = -(p_1 - p_2)^2 = M_{12}^2 - 4m^2$, p_1 and p_2 are the four-momenta of the particles, M_{12} is the invariant mass of the particle pair and m is the particle mass. The BEC parameters are measured in terms of a two-particle correlation function,

$$C_2(Q) = \rho(Q)/\rho_0(Q), \quad (1)$$

where $\rho(Q)$ is the distribution of Q formed from all like-sign charged-particle pairs, assuming in this analysis that all charged particles are pions, and $\rho_0(Q)$ is a reference distribution specially constructed to exclude the effect of BEC. In this analysis, $\rho_0(Q)$ is constructed from unlike-sign charged-particle pairs, as discussed in Sect. 6. The distributions $\rho(Q)$ and $\rho_0(Q)$ are normalized to unity, i.e. they are probability density functions.

To account for the effects of resonances (for example η , η' , ω , ρ , K^* , ϕ), the $C_2(Q)$ correlation function is corrected by dividing by the corresponding quantity constructed from MC simulations that contain resonances but not the BEC:

$$R_2(Q) = \frac{C_2^{\text{data}}(Q)}{C_2^{\text{MC}}(Q)} = \frac{\rho^{\text{data}}(Q)}{\rho_0^{\text{data}}(Q)} \bigg/ \frac{\rho^{\text{MC}}(Q)}{\rho_0^{\text{MC}}(Q)}, \quad (2)$$

where $C_2^{\text{data}}(Q)$ and $C_2^{\text{MC}}(Q)$ are the $C_2(Q)$ functions reconstructed from data and MC samples, respectively.

The BEC effect is usually described by a function, Ω , with two parameters: the effective R parameter, and the strength parameter, λ , where the latter is also called the incoherence or chaoticity parameter [46]. If measurement can be made down to a very small value of Q ($\lesssim 10$ MeV), the parameter λ may also be sensitive to a ‘‘halo’’ contribution due to long-lived resonances [5], but this is not possible in this analysis. A typical functional form is:

$$R_2(Q) = c_0[1 + \Omega(\lambda, QR)](1 + \varepsilon Q). \quad (3)$$

In a simplified scheme for fully coherent emission of identical bosons, $\lambda = 0$, while for incoherent (chaotic) emission, $\lambda = 1$. Various parameterizations of the $\Omega(\lambda, QR)$ function in Eq. (3) can be found in the literature (see for example Refs. [3,47]), each assuming a different shape for the particle-emitting source. The parameter c_0 is a constant depending on the normalizations of $\rho(Q)$ distributions and is chosen such that $R_2(Q)$ is unity at large Q .

A Lévy-type parameterization for Ω introduces a further free parameter, α :

$$\Omega(\lambda, QR, \alpha) = \lambda e^{-(RQ)^\alpha},$$

with $0 < \alpha \leq 2$. The Lévy distribution is a simple exponential when $\alpha = 1$ and a Gaussian when $\alpha = 2$. Fits to $R_2(Q)$ with α free usually return a value between 1 and 2, and the fit quality, in terms of χ^2/ndf , is generally better than the fit using an exponential or Gaussian. However, the interpretation of the R parameter in terms of the distribution of space-time points is then less clear. Also, in studies for the 7 TeV analysis it was found that α varied when $R_2(Q)$ was studied more differentially in terms of charged multiplicity or pair transverse momentum. So, in common with the other LHC experiments, this analysis constrains α to be 1 or 2. Investigation of the Gaussian parameterization is found to give a significantly poorer description of the data in the low- Q region. (See Sect. 8.1). So, in the study presented here, the BEC parameters are extracted using an exponential parameterization,

$$\Omega(\lambda, QR) = \lambda e^{-RQ}, \quad (4)$$

of a static source assuming a radial Lorentzian distribution of the source. The fitted parameter ε in Eq. (3) takes into account possible long-distance correlations that have not been removed fully by $\rho(Q)$.

3 The ATLAS detector

ATLAS is a multipurpose particle physics experiment operating at one of the beam interaction points at the LHC. The

ATLAS detector¹ covers almost the whole solid angle around the collision point with layers of tracking detectors, calorimeters and muon chambers. It is designed to study a wide range of physics topics at LHC energies. For the measurements presented in this paper, the tracking devices and the trigger system are of particular importance.

The innermost part of the ATLAS detector is the inner tracking detector (ID), which has full coverage in ϕ and covers the pseudorapidity range $|\eta| < 2.5$. The ID is immersed in the 2 T axial magnetic field of a superconducting solenoid and measures the trajectories of charged particles. It consists of a silicon pixel detector (Pixel), a silicon microstrip detector (SCT) and a straw-tube transition radiation tracker (TRT), each split into a barrel and two endcap components. The Pixel, SCT and TRT are located around the interaction point spanning radial distances of 33–150 mm, 299–560 mm and 563–1066 mm, respectively. The barrel (each endcap) consists of four (three) pixel layers, four (nine) double layers of silicon microstrips and 73 (160) layers of TRT straws. The Pixel, SCT and TRT have (r, ϕ) -position resolutions of 10 μm , 17 μm , and 130 μm , respectively.

For Run 2 a new innermost pixel layer, the insertable B-layer (IBL) [48], was installed around a new, narrower and thinner beam pipe. The IBL is composed of 14 lightweight staves arranged in a cylindrical geometry, each made of 12 silicon planar sensors in its central region and 2×4 three-dimensional sensors at the ends. The IBL pixel dimensions are 50 μm in the ϕ -direction and 250 μm in the z -direction (compared with 50 μm by 400 μm for the other pixel layers). The intrinsic spatial resolution of the IBL readout is 10 μm in (r, ϕ) -position and 75 μm in z -position [49]. The smaller radius and the reduced pixel size result in improvements in both the transverse and longitudinal impact parameter resolutions [43, 44]. The services for the existing pixel detector were upgraded, significantly reducing the amount of material in the region $|\eta| > 1.5$, in particular at the boundaries of the active tracking volume.

A track from a charged particle traversing the barrel detector typically has 12 silicon measurement points (hits), of which 4 are Pixel and 8 are SCT, and more than 30 TRT straw hits. Requirements on an IBL hit and on impact parameters strongly suppress the number of tracks from secondary particles.

The ATLAS detector has a two-level trigger system: the first-level (L1) trigger and the high-level trigger (HLT) [50]. Events used in this analysis were required to satisfy L1 trig-

gers using the minimum-bias trigger scintillators (MBTS). These are mounted at each end of the detector in front of the liquid-argon endcap-calorimeter cryostats at $z = \pm 3.56$ m, and are segmented into two rings in pseudorapidity ($2.07 < |\eta| < 2.76$ and $2.76 < |\eta| < 3.86$) with 8 azimuthal sectors in the inner ring and 4 in the outer. The MB events were selected on the basis of the MBTS alone, while the HMT events satisfied additional HLT criteria. Further details are given in Sect. 4.1.

An extensive software suite [51] is used in the reconstruction and analysis of real and simulated data, in detector operations and in the trigger and data acquisition systems of the experiment.

4 Monte Carlo and data samples

4.1 Data samples and event selection

This study uses the pp -collision datasets at $\sqrt{s} = 13$ TeV that were used in previous ATLAS studies of MB events [43, 44, 52] and HMT events [53]. The MB and HMT datasets were taken in a special configuration of the LHC in June 2015, with low beam currents and reduced beam focusing, producing a low mean number of interactions per bunch-crossing, $\langle \mu \rangle$: in the range 0.003–0.007 for MB events and 0.01–0.04 for HMT events. This configuration and the event selection used are documented in detail in the ATLAS $\sqrt{s} = 13$ TeV MB analysis [43, 44]. For the MB data sample, events were selected from colliding proton bunches using the MBTS trigger. This trigger selection required one counter above threshold from either side of the detector, and is referred to as a single-arm trigger. The HMT trigger is a combination of an L1 requirement on the number of hits in the MBTS and an HLT requirement on the multiplicity of HLT-reconstructed charged-particle tracks. This trigger required more than 900 SCT space-points and more than 60 reconstructed good-quality charged tracks with $p_T > 400$ MeV associated with the reconstructed vertex with the highest multiplicity in the event. These selections correspond to integrated luminosities of 151 μb^{-1} and 8.4 nb^{-1} for the MB and HMT triggers, respectively.

In the offline selection, track candidates are reconstructed in the Pixel and SCT detectors and extended to include measurements in the TRT [54]. The selected tracks satisfy the following criteria: $p_T > 100$ MeV and $|\eta| < 2.5$; at least one Pixel hit and an IBL hit if expected²; at least two, four or six SCT hits for $p_T < 300$ MeV, $p_T < 400$ MeV or $p_T > 400$ MeV, respectively, in order to account for the

¹ ATLAS uses a right-handed coordinate system with its origin at the nominal interaction point (IP) in the centre of the detector and the z -axis along the beam pipe. The x -axis points from the IP to the centre of the LHC ring, and the y -axis points upward. Cylindrical coordinates (r, ϕ) are used in the transverse plane, ϕ being the azimuthal angle around the beam pipe. The pseudorapidity, η , is defined in terms of the polar angle θ with $\eta = -\ln \tan(\theta/2)$.

² A hit is expected if the extrapolated track crosses a known active region of a pixel module. If an innermost pixel layer hit is not expected, a next-to-innermost pixel layer hit is required if expected.

dependence of track length on p_T . All events are required to have at least one vertex [55], formed from a minimum of two tracks. The vertex position is required to be consistent with the beam-spot position within the ATLAS detector [54]. If more than one vertex is reconstructed, the primary vertex (PV) is defined as the vertex with the largest number of associated reconstructed tracks, weighted by the square of their transverse momenta [54]. Selected tracks are then also required to satisfy $|d_0^{\text{BL}}| < 1.5$ mm, where the transverse impact parameter d_0^{BL} is calculated with respect to the measured beam line (BL) [56]; and $|z_0^{\text{BL}} \times \sin \theta| < 1.5$ mm, where z_0^{BL} is the difference between the longitudinal coordinate of the track along the beam line at the point where d_0^{BL} is measured and the longitudinal coordinate of the PV, and θ is the polar angle of the track. High-momentum tracks with mismeasured p_T are removed by requiring the track-fit χ^2 probability to be larger than 0.01 for tracks with $p_T > 10$ GeV. A special configuration of the track reconstruction algorithms is used in this analysis to reconstruct low-momentum tracks [54]. The track reconstruction efficiency at $p_T \approx 100$ MeV is about 28% and increases rapidly to almost 75% at $p_T \approx 300$ MeV [44]. For the MB trigger, the low- p_T selected dataset consists of 9.3×10^6 events with a total of 2.4×10^8 tracks with $p_T > 100$ MeV. The high- p_T selection requires in addition at least two tracks with $p_T > 500$ MeV. This yields 8.9×10^6 events with 1.1×10^8 tracks with $p_T > 500$ MeV. For the HMT trigger, which requires at least 60 tracks with $p_T > 400$ MeV at the trigger level, the low- p_T selection requires at least 60 tracks with $p_T > 100$ MeV and results in 9.1×10^6 events with 9.8×10^8 tracks with $p_T > 100$ MeV. For $p_T > 500$ MeV the requirement is at least 40 tracks with $p_T > 500$ MeV; the sample consists of 9.1×10^6 events with 5.3×10^8 tracks with $p_T > 500$ MeV.

To reduce contamination from multiple proton–proton interactions (pile-up) in the colliding bunches, events with a second vertex containing four or more tracks are removed. Such events represent less than 0.3% of the sample. Secondary vertices can be reconstructed with high efficiency provided the distance, Δz , between the z -coordinates of the primary and pile-up vertices satisfies $|\Delta z| \geq 4$ mm. To estimate any possible residual influence of multiple pp interactions in MB- and HMT-triggered data, a dedicated study of the Δz distribution was performed, using a sample with no pile-up rejection. This distribution was extrapolated to estimate the level of pile-up that will survive the maximum track-multiplicity limit on a second vertex. For the MB events, the fraction of events with pile-up vertices in the region $|\Delta z| \leq 4$ mm around the PV is about 0.006%. For the HMT events, it is about 0.05%.³ The average track multiplicities

per pile-up vertex for the MB and HMT samples are 9.4 and 23, respectively. For the primary vertices these multiplicities are 26 and 108. The fractions of surviving pile-up tracks in the MB and HMT samples are approximately 0.002% and 0.01% per event, respectively, and these levels have a negligible influence on the BEC studies.

The contributions from beam–gas collisions and from non-collision background (cosmic rays and detector noise) were investigated in Ref. [57] and found to be negligible.

4.2 Monte Carlo samples

The PYTHIA 8 MC generator [58] was used to calculate the $C_2^{\text{MC}}(Q)$ correlation functions (Eq. (2)). The generator was used with parameter values set to the A2 tune [59] and with the MSTW2008LO PDF set [60]. PYTHIA 8 models the effects of colour coherence, which is important in dense parton environments and effectively reduces the number of particles produced in multiple parton–parton interactions. In PYTHIA 8, the simulation is split into non-diffractive and diffractive processes. The non-diffractive process is dominated by t -channel gluon exchange, comprising approximately 80% of the selected events. The diffractive processes, which are further split into single- and double-diffractive processes, are described by a Pomeron-based approach [61]. The contributions from non-diffractive, single-diffractive and double-diffractive processes were included in proportion to the cross sections predicted by PYTHIA 8 with the A2 tune. Large MC samples of MB and HMT events were generated and passed through the ATLAS simulation program [62], which is based on GEANT4 [63], and the reconstruction chain, which is exactly that used for collision dataset. In addition, all selection criteria applied to the data were also applied as appropriate to the MC samples.

In order to estimate the systematic uncertainty due to the choice of MC model, large MC samples, comparable to the size of the collision dataset, were also generated with three other programs. These were the PYTHIA 8 Monash tune [64], the EPOS MC generator [65] and HERWIG++ [66] using the UE-EE-5 tune [67]. The Monash underlying-event tune is based on the NNPDF2.3LO PDF [68] and incorporates updated fragmentation parameters. EPOS implements a parton-based Gribov–Regge [69] theory, which is an effective field theory describing both hard and soft scattering. The EPOS generator was used with the LHC tune [70]. The HERWIG++ UE-EE-5 tune is based on the CTEQ6L1 PDF. All sets of generated events were passed through the ATLAS simulation program and reconstruction chain.

³Footnote 3 continued

number of events with at least one vertex is $\approx \langle \mu \rangle / 2$. The requirement $|\Delta z| \leq 4$ mm reduces this fraction by a further factor of ≈ 100 .

³ Since $\langle \mu \rangle$ is much smaller than 1 for both the MB and HMT samples, the ratio of the number of events with more than one vertex to the

The purity of the analysis sample of particle pairs is defined as the fraction of identical particle pairs ($\pi^\pm\pi^\pm$, $K^\pm K^\pm$, pp and $\bar{p}\bar{p}$) in the sample relative to all like-charge particle (LCP) pairs. The purity of the analysis sample in terms of identical boson pairs is estimated from PYTHIA 8 with the A2 tune to be about 74% (where about 73% are $\pi^\pm\pi^\pm$ and about 1% are $K^\pm K^\pm$), using the selection criteria described above for MB $p_T > 100$ MeV. In studies for the 7 TeV analysis [28] it was found that the impurity reduces the value of λ by a factor that is approximately equal to the impurity of the sample, where a 100% purity has no effect, but the parameter R is unaffected.

5 Data correction procedure

To correct for the inefficiencies in the trigger and in the reconstruction of tracks and vertices, event-by-event and track-by-track weighting procedures are applied as appropriate and as used in the previous ATLAS measurements [43,44].

The efficiency of the MB trigger was studied with an independent control trigger [43,44]. The control trigger selects events randomly at L1, which are then filtered in the HLT by requiring at least one reconstructed track with $p_T > 200$ MeV. The MB trigger efficiency increases from 97% for events with low track multiplicity, $n_{\text{sel}} = 2$, to 100% for events with higher multiplicity, $n_{\text{sel}} \geq 7$, where n_{sel} is the number of tracks reconstructed offline and satisfying the selection criteria given in Sect. 4.1. The efficiency of the HMT trigger is studied using MB-triggered events as the control sample. The efficiency is found to be 15% for events with $n_{\text{sel}} \simeq 85$ and reaches a plateau at 100% for $n_{\text{sel}} \geq 110$. The measured MB and HMT trigger inefficiencies as a function of n_{sel} are used to correct each event. These corrections are found to have a negligible impact on the extraction of the BEC parameters discussed in Sect. 8. The effect of the vertex-reconstruction efficiency on the BEC parameters is also negligible.

In addition, each track is assigned a weight that corrects for the track reconstruction efficiency, for the fraction of secondary particles, for the effect of detector resolution smearing primary particles⁴ into and out of the fiducial region ($p_T > 100$ MeV, $|\eta| < 2.5$) and for the fraction of fake tracks formed by a random combination of hits [43,44]. The effect of the loss of reconstructed pairs at small opening angles is negligible in comparison with the track reconstruction corrections.

⁴ In the MC simulations, primary charged particles are defined as charged particles with a mean lifetime $\tau > 0.3 \times 10^{-10}$ s either directly produced in pp collisions or from the subsequent decay of particles with a shorter lifetime.

The Q resolution is found to be similar for all MC generators. For the BEC region $Q < 0.2$ GeV, where the Q distribution rises steeply, the Q resolution is better than 5 MeV and much smaller than the bin size. For $Q > 0.2$ GeV, where the Q distribution is essentially flat, the resolution increases linearly with Q , rising to $\simeq 40$ MeV for $Q \simeq 2$ GeV. Overall, no unfolding of Q is required.

The track reconstruction inefficiency is such that n_{sel} differs significantly from the true charged-particle multiplicity, n_{ch} . In order to present and study $R_2(Q)$ (Eq. (2)) as a function of the true charged-particle multiplicity, n_{ch} , the correlation functions $R_2(Q, n_{\text{sel}})$ must be unfolded. In the earlier ATLAS MB study at 13 TeV [43,44] an unfolding matrix that reflects the probability of reconstructing n_{sel} charged tracks in an event with a generated charged-particle multiplicity n_{ch} was constructed, using MC simulation with the PYTHIA 8 ATLAS A2 tune. For the present analysis this unfolding matrix was applied to both the MB and HMT data. It is found that, on average, an event with $n_{\text{sel}} = 100$ reconstructed tracks corresponds to $n_{\text{ch}} = 127.6 \pm 0.1$ charged particles at particle level.

As a check of the entire analysis chain, the distribution of $C_2(Q)$ (Eq. (1)) using the generated particles, $C_2^{\text{MC,gen}}(Q)$, was compared with the $C_2^{\text{MC,rec}}(Q)$ distribution using the simulated detector response to reconstruct the tracks and vertices, which were then corrected for inefficiencies as described above, and unfolded to the particle level. This study was carried out for several n_{ch} and k_T intervals, where k_T is the average transverse momentum of the pair:

$$k_T = |\mathbf{p}_{T,1} + \mathbf{p}_{T,2}|/2.$$

In the small- Q region the difference between the unfolded and particle-level distributions varies, depending on n_{ch} and k_T , but is a few percent on average. The effect is significant for the first two Q -bins used, $0.02 \leq Q < 0.04$ GeV and $0.04 \leq Q < 0.06$ GeV, and for these bins it is accounted for by adding it in quadrature to the statistical uncertainty in the $R_2(Q)$ distribution. It is therefore not included in the systematic uncertainties discussed in Sect. 7 and listed in Table 1. A large part of the difference in the first Q -bin, $0.02 \leq Q < 0.04$ GeV, is due to photon conversions in the detector material, which are included in the simulated detector response but are not part of the set of generated particles. Since C_2 is a ratio of like-sign pairs to unlike-sign pairs, the denominator in $C_2^{\text{MC,rec}}(Q)$ contains the contribution of pairs from photon conversions, which show up at small Q , whereas $C_2^{\text{MC,gen}}(Q)$ does not. For MB events the difference for the first bin is 4%, of which 3.5% is the contribution of photon conversions. For HMT events, the corresponding numbers are 3.25% and 2%. Conversion photons are less significant for the HMT events, because the number of track combinations increases quadratically with n_{ch} while the number of

Table 1 Systematic uncertainties (in percent) in the correlation strength, λ , and source radius, R , for the exponential fit of the two-particle double-ratio correlation functions, $R_2(Q)$, for $p_T > 100$ MeV at $\sqrt{s} = 13$ TeV for the MB and HMT events. The choice of MC

generator gives rise to asymmetric uncertainties, denoted by \uparrow and \downarrow . This asymmetry propagates through to the cumulative uncertainty. The columns under ‘Uncertainty range’ show the range of systematic uncertainty from the fits in the various n_{ch} intervals

Sources of systematic uncertainty	Uncertainties for MB events (%)				Uncertainties for HMT events (%)			
	Uncertainty range		Inclusive		Uncertainty range		Inclusive	
	λ	R	λ	R	λ	R	λ	R
Track splitting and merging	Negligible				Negligible			
Track reconstr. efficiency	0–0.4	0.1–0.4	0.3	0.1	0.1–0.2	0.01–0.1	0.2	0.01
Unfolding matrix	0–0.3	0–0.1	0.01	0.0	0–0.4	0–0.1	0.01	0.03
MC generators (\uparrow)	0–28	0–21	2.7	4.9	0–7.1	4.4–6.6	5.2	5.6
MC generators (\downarrow)	0–12	0–29	5.4	5.8	1.4–9.9	0–11	1.6	2.3
Coulomb correction	1.3–2.0	0.01–0.6	1.8	0.1	1.7–1.9	0.2–0.4	1.8	0.3
Fitted range of Q	0–0.5	0.02–0.9	0.2	0.3	0–0.2	0–0.2	0.02	0.03
Starting value of Q	0–1.9	0.01–1.1	0.3	0.2	0.5–1.4	0.3–0.7	0.7	0.4
Bin size	0–2.4	0.1–1.5	0.8	0.4	1.0–1.7	0.4–0.9	1.3	0.6
Exclusion intervals	0–1.1	0.3–0.8	0.1	0.3	0.4–0.6	0.3–0.6	0.5	0.5
Cumulative uncertainty (\uparrow)	1.3–28	1.2–21	3.9	5.0	2.9–7.6	4.6–6.7	5.6	5.7
Cumulative uncertainty (\downarrow)	2.4–12	1.2–29	5.9	5.8	2.8–10	1.1–11	2.6	2.5

conversion photons increases only linearly. The effect of photon conversions in the region $Q > 0.04$ GeV is negligible.

The long-range Coulomb force causes a momentum shift between particles in the LCP and unlike-charge particle (UCP) pairs. The density distributions are corrected for this effect by applying the Gamow penetration factor per track pair with a weight $1/G(Q)$ such that $\rho_{corr}(Q) = \rho(Q)/G(Q)$ [71–73] (for a review see Ref. [74]). The Gamow factor is given by

$$G(Q) = 2\pi\zeta / [\exp(2\pi\zeta) - 1],$$

with the dimensionless parameter ζ defined as $\zeta = \pm\alpha m/Q$, where α is the electromagnetic fine-structure constant and m is the pion mass. The corrected two-particle density function, $\rho_{corr}(Q)$, is normalized to unity. The sign of ζ is positive for LCP pairs and negative for UCP pairs. The Gamow factor particularly affects pairs with $Q < 0.1$ GeV, and the correction is 24% for $0.02 \leq Q < 0.04$ GeV, 14% for $0.04 \leq Q < 0.06$ GeV and 10% for $0.06 \leq Q < 0.08$ GeV. The Coulomb interaction is not included in the generated MC event samples, and so the correction is applied only to data events.

6 Reference sample

A good choice of reference sample is important in obtaining an unbiased estimate of the BEC signal. Ideally, $\rho_0(Q)$ should include all momentum correlations present in the signal dataset except for those arising from BEC. Several differ-

ent methods of constructing an appropriate reference sample have been investigated by various collaborations and authors.

The main methods are:

- take UCP pairs from the same event;
- take LCP pairs from the same event, but invert the momentum of one of the selected particles: $(p_x, p_y, p_z \rightarrow -p_x, -p_y, -p_z)$. This is the opposite hemisphere (OHP) technique [7];
- take LCP pairs from the same event, but invert the transverse momentum of one of the selected particles: $(p_x, p_y, p_z \rightarrow -p_x, -p_y, p_z)$. This is the z -rotation method [7];
- take LCP pairs from different events, randomly mixed; this is the ‘mixed event’ (MIX) technique [75].

In addition, most of the recently used methods compare the data with a reference sample having global event parameter values that are the same as, or similar to, those in data – such as the event multiplicity, the invariant mass of the pair, or the rapidity of the pair. For the previous ATLAS analysis [28] the UCP, OHP and MIX procedures were investigated in detail using dedicated MC studies, and it was observed that MIX and OHP behaved similarly. For this analysis, the UCP and OHP were studied.

As the MC models do not implement BEC, the single-ratio correlation functions $C_2^{MC}(Q)$ are expected to be close to 1, and to be a rather flat function of Q , particularly in the low- Q , BEC-sensitive region. This is indeed the behaviour observed in the earlier analysis [28] over much of the param-

eter space in n_{ch} and k_{T} for the MIX or OHP technique, and for the OHP technique in this analysis. However, in high-multiplicity and high- k_{T} intervals, which are relevant for this analysis, $C_2^{\text{MC}}(Q)$ constructed with the MIX or OHP technique exhibits an increase in the low- Q , BEC-sensitive region.

As an example, Fig. 1a shows the correlation functions using the OHP technique for the reference sample. The correlation functions shown are the single ratios $C_2^{\text{data}}(Q)$ and $C_2^{\text{MC}}(Q)$, and the double ratio $R_2(Q)$, all for HMT events, and for the average transverse momentum of the pair $1000 < k_{\text{T}} \leq 1500$ MeV. The $C_2^{\text{MC}}(Q)$ exhibits a rise similar to that seen in $C_2^{\text{data}}(Q)$ in the BEC-sensitive region, although no such effect should be present in $C_2^{\text{MC}}(Q)$. Such a rise would have a marked effect on the BEC parameters extracted from $R_2(Q)$. Figure 1a also shows that $R_2(Q)$ is less than 1 in the region $0.7 < Q < 1.2$ GeV.

The use of UCP pairs for the reference sample was also investigated in detail. As in the other techniques, $C_2^{\text{MC}}(Q)$ behaves satisfactorily over much of the parameter space in n_{ch} and k_{T} , although resonances distort the region $Q \approx 0.5$ GeV, particularly at low multiplicity or at high k_{T} . An example is shown in Fig. 1b, using the UCP reference sample, and for the same n_{ch} and k_{T} intervals as in Fig. 1a. Although there is some distortion in the resonance region, where $C_2^{\text{MC}}(Q)$ and $C_2^{\text{data}}(Q)$ do not match perfectly, the resultant $R_2(Q)$ matches well the BEC region of $C_2^{\text{data}}(Q)$. Accordingly, the UCP method is used in this analysis, as it was for the previous ATLAS analysis [28], and the other methods are not suitable.

The UCP reference sample used in this analysis is taken from the same events used to form pairs of like-charge particles, i.e. $\rho_0(Q) \equiv \rho(p_1^\pm, p_2^\mp)$. By construction, this UCP sample has the same topology and global parameters as the LCP sample $\rho(p_1^\pm, p_2^\pm)$, but is naturally free of any BEC effect. However, the UCP sample contains oppositely charged hadron pairs from the decay of resonances such as η , η' , ω , ρ , K^* , and ϕ , which are not present in the LCP combinations. Details concerning resonances are given in Appendix A. These resonances contribute to the low- Q region, and can give a spurious BEC signature with a large effective R [76–82]. The effect of the resonant states in the Q variable was checked in MC studies, and the most affected regions are excluded from the analysis of the BEC effect, as described in Sect. 8.1.

7 Systematic uncertainties

In this section the systematic uncertainties in values of the BEC parameters R and λ are summarized. These parameter values are obtained from a fit to the exponential model (4). This fit is applied to the ‘inclusive’ distributions, correspond-

ing to $2 \leq n_{\text{ch}} \leq 250$ for MB and $100 < n_{\text{ch}} \leq 300$ for HMT, and all k_{T} . The fit is also applied to selected ranges of n_{ch} or k_{T} , and to the double-differential $(n_{\text{ch}}, k_{\text{T}})$ -distributions. The discussion in this section is mainly in terms of the ‘inclusive’ fits, but the systematic uncertainties have been evaluated for all selections applied to the data.

The systematic uncertainties resulting from the track reconstruction efficiency, which are parameterized as a function of p_{T} and η , were determined in earlier analyses [43,44] and these are implemented as uncertainties in the track weights for particle pairs in the Q distributions that enter the correlation functions. The effects of track splitting and merging have been studied in detail. They are largest for Q values below 0.04 GeV, but even for the first used bin ($0.02 \leq Q < 0.04$ GeV) the effect is only 0.4% and is negligible in comparison with other uncertainties.

The effects of uncertainties in the unfolding matrix on the BEC parameters λ and R are found to be negligible for $n_{\text{ch}} < 200$. For the highest-multiplicity MB ($201 \leq n_{\text{ch}} < 250$) and HMT ($231 \leq n_{\text{ch}} < 300$) events this systematic uncertainty is very small and not more than 0.01% for λ and 0.03% for R .

The leading source of uncertainty in λ and R is the choice of MC generator used in the calculation of $R_2(Q)$. Figure 2 shows a selection of plots of the BEC parameters as a function of n_{ch} or k_{T} , for different choices of MC generator. The values of the parameters λ and R obtained using EPOS LHC, PYTHIA 8 Monash or HERWIG++ UE-EE-5 are compared with the parameter values obtained using PYTHIA 8 A2 in terms of the ratios shown in the lower panel of each plot in Fig. 2.

As can be seen in this figure, there are some regions of n_{ch} and k_{T} where there are pronounced and significant differences between the results obtained using the different generators. In order to assign the systematic uncertainty due to the MC modelling, a conservative approach is adopted: for each generator the weighted deviation is evaluated with respect to PYTHIA 8 A2, where the weight is inversely proportional to the statistical uncertainty for that generator. The systematic uncertainty is taken as the largest (in magnitude) of these weighted deviations, treating positive and negative deviations separately, which leads to asymmetric uncertainties. This procedure is followed for MB and HMT events separately.

An important source of systematic uncertainty for the determination of the parameter λ arises from the Coulomb correction. This uncertainty is estimated by varying the Gamow factor $G(Q)$ by ± 0.15 , which is the magnitude of the effect on UCP or LCP pairs at $Q = 0.02$ GeV. This is the standard variation for a conservative estimate of the systematic uncertainty in the Coulomb correction [28,35], and accounts also for effects that include the extended size of the emission source, as discussed in Ref. [83]. The resulting

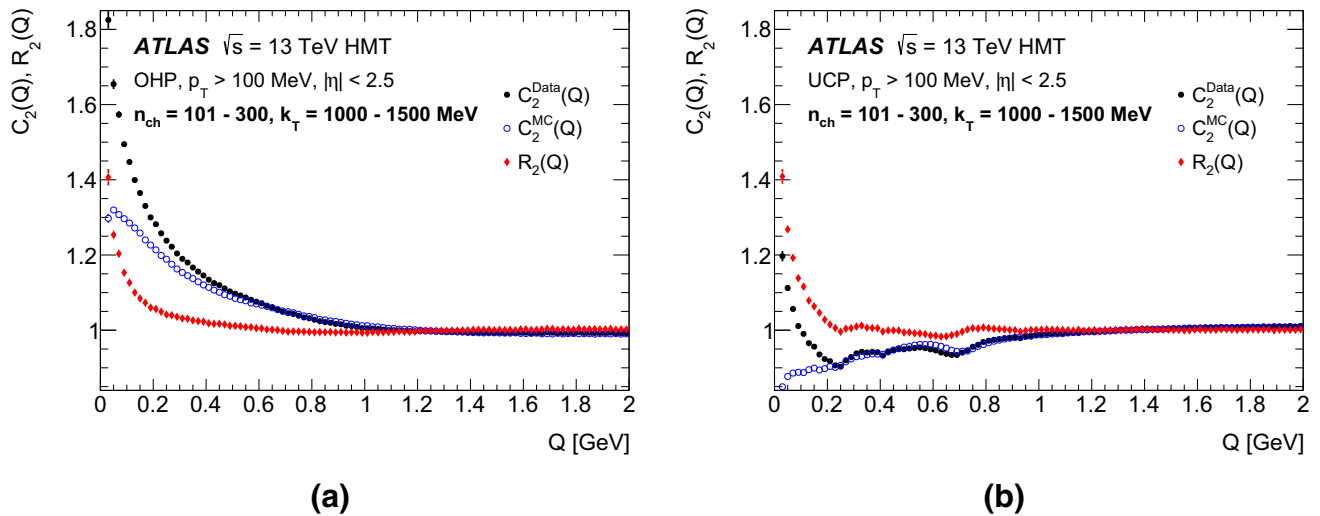


Fig. 1 Comparison of single-ratio two-particle correlation functions, $C_2^{\text{data}}(Q)$ and $C_2^{\text{MC}}(Q)$, with the two-particle double-ratio correlation function, $R_2(Q)$, for the high-multiplicity track (HMT) events using **a** the opposite hemisphere (OHP) like-charge particles pairs refer-

ence sample for k_T -interval $1000 < k_T \leq 1500$ MeV and **b** the unlike-charge particle (UCP) pairs reference sample for k_T -interval $1000 < k_T \leq 1500$ MeV

systematic uncertainties for the inclusive fit of the parameter λ are the same for both triggers and are equal to 1.8%. For the parameter R the resulting systematic uncertainties are small compared to the cumulative systematic uncertainties, and equal to 0.1% and 0.3% for MB and HMT events, respectively.

The effect of the upper limit of the fit range in Q is estimated by changing it from the nominal 2 GeV by ± 0.1 GeV, which corresponds to a total variation of about five times the nominal Q -resolution for $Q \approx 2$ GeV. This gives an estimate of the residual uncertainty due to long-range correlations accounted for by ε , the parameter in the linear term of Eq. (3). Other effects contributing to the systematic uncertainties are the lowest value of Q for the fit, the bin size, and the exclusion of Q regions where resonances are not modelled perfectly, as discussed in Sect. 8.1. These uncertainties are estimated by varying the lowest Q value in the fit by ± 0.01 GeV, by changing the bin size by ± 0.01 GeV, and by broadening the excluded intervals by 0.02 GeV on both sides.

The systematic uncertainties for the inclusive study are summarized in Table 1. The systematic uncertainties are combined by adding them in quadrature, and the resulting values are given in the bottom row of the table. The cumulative systematic uncertainties are $^{+3.9}_{-5.9}\%$ and $^{+5.6}_{-2.6}\%$ for the inclusive determination of λ , and $^{+5.0}_{-5.8}\%$ and $^{+5.7}_{-2.5}\%$ for R , for the MB and HMT events, respectively.

The same sources of uncertainty are considered for the single- and double-differential measurements in n_{ch} and k_T . The results for the n_{ch} distribution are also shown in Table 1.

The pattern of uncertainties is similar to the inclusive case, but shows a wider spread. Away from the BEC region, the MC description of C_2^{data} improves as the multiplicity increases, and this is reflected in Table 1 by smaller systematic uncertainties for the HMT results. This is also true for the k_T distribution and the double-differential distribution.

8 Results

The BEC parameters, λ and R , are extracted from a fit to the $R_2(Q)$ distribution in intervals of n_{ch} and k_T . In addition, there are two possible selections on the p_T threshold of the final-state particles. In order to give a reasonably complete picture of all of this information, the parameters describing the dependencies of λ and R on variables of interest are themselves fitted to simple functions (usually exponentials), and the parameters of these fits are presented.

In Sect. 8.1 the procedure used to fit the $R_2(Q)$ distribution is described. The dependence on multiplicity is presented in Sect. 8.2. The comparison with previous ATLAS results at 7 TeV is discussed in Sect. 8.3. The behaviour with k_T is presented in Sect. 8.4. The ‘double-differential’ dependence of the BEC parameters on multiplicity and k_T at 13 TeV is explored in Sect. 8.5, by looking at the dependence on one variable for different intervals of the other. Finally, a comparison with CMS results at 13 TeV is shown in Sect. 8.6.

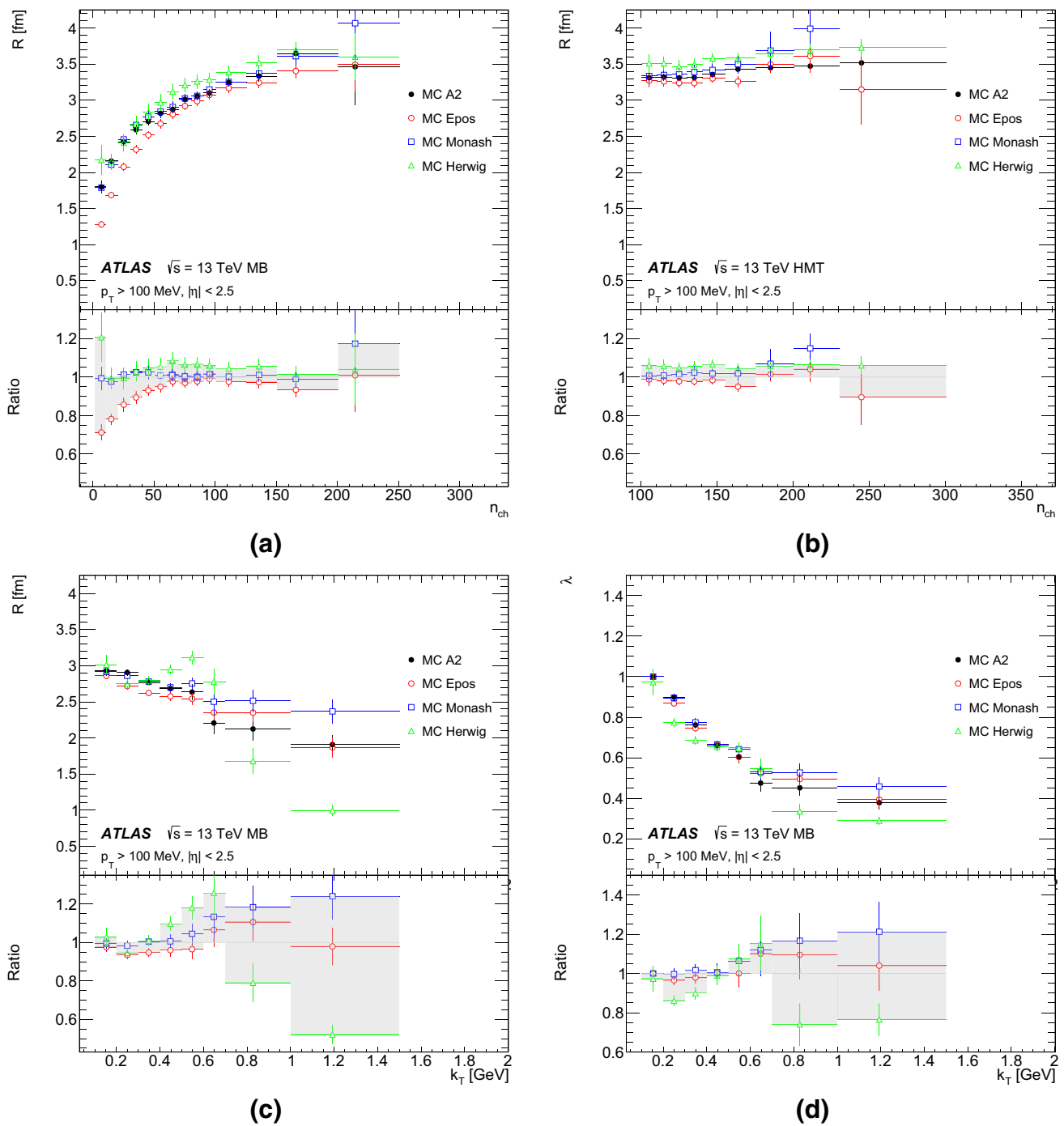


Fig. 2 The Bose–Einstein correlation (BEC) parameters λ and R as a function of n_{ch} and k_T using different MC generators in the calculation of $R_2(Q)$. **a** R versus n_{ch} for MB events, **b** R versus n_{ch} for HMT events, **c** R versus k_T for MB events and **d** λ versus k_T for MB events. The uncertainties shown are statistical. The lower panel of each

plot shows the ratio of the BEC parameters obtained using EPOS LHC (red circles), PYTHIA 8 Monash (blue squares) and HERWIG++ UE-EE-5 (green triangles) compared with the parameters obtained using PYTHIA 8 A2. The grey band in the lower panels is the MC systematic uncertainty, obtained as explained in the text

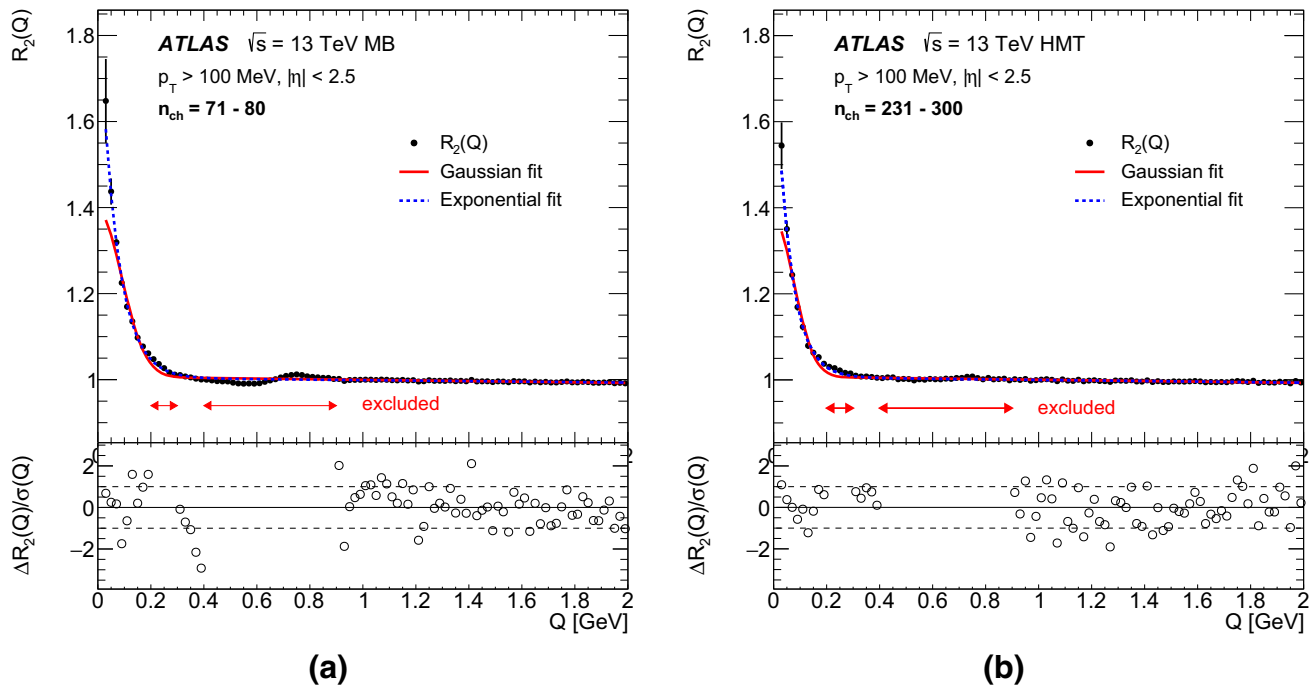


Fig. 3 Top panel: The two-particle double-ratio correlation function, $R_2(Q)$, for pp collisions for track $p_T > 100$ MeV at $\sqrt{s} = 13$ TeV in the multiplicity intervals **a** $71 \leq n_{\text{ch}} < 80$ for the minimum-bias (MB) events, and **b** $231 \leq n_{\text{ch}} < 300$ for the high-multiplicity track (HMT) events. The blue dashed and red solid lines show the results of the exponential and Gaussian fits, respectively. The region excluded

from the fits is shown. The statistical uncertainty and the systematic uncertainty for imperfections in the data reconstruction procedure are added in quadrature. Bottom panel: The difference between the experimental $R_2(Q)$ function and the result of the exponential fit normalized to the experimental uncertainty, $\Delta R_2(Q)/\sigma(Q)$, is presented

8.1 Procedure for BEC parameter extraction from $R_2(Q)$

Figure 3 shows examples of the $R_2(Q)$ correlation functions measured at $\sqrt{s} = 13$ TeV for two different multiplicity intervals, and the fits to the Gaussian and exponential forms. In the lower panels of Fig. 3 the differences between the measured $R_2(Q)$ and the fit to the exponential form, normalized to the experimental uncertainty $\sigma(Q)$, $\Delta R_2(Q)/\sigma(Q) = [R_2^{\text{data}}(Q) - R_2^{\text{fit}}(Q)]/\sigma(Q)$, are shown for both multiplicity intervals. It is evident from Fig. 3 that the Gaussian function does not give a good description of the low- Q , BEC-sensitive region, $Q \leq 0.1$ GeV, while the exponential function matches the data well in this region. Therefore, the quantity $\Delta R_2(Q)/\sigma(Q)$ is not shown for the Gaussian case, and the Gaussian fit is not considered further.

Figure 3 shows structure in $R_2(Q)$, compared with the smooth fitting functions, in the regions $Q \approx 0.25$ GeV and $0.4 \leq Q \leq 0.9$ GeV. If the MC modelling of resonance production, particularly the η , ρ and ω , does not agree very well with data, then this Q region will be affected, as appears to be the case. Accordingly, the regions $0.2 \leq Q \leq 0.3$ GeV and $0.4 \leq Q \leq 0.9$ GeV are excluded from the fits to the $R_2(Q)$ correlation functions for the MB and HMT events. For the MB events, similar arguments lead to the additional

exclusion of the region $1.0 \leq Q \leq 1.16$ GeV, as it appears to be influenced by the reflection of the $f_0(980)$ and $f_2(1270)$ mesons in the case of $100 \leq k_T \leq 200$ MeV and in the multiplicity region $n_{\text{ch}} \leq 40$. These excluded regions lie outside the BEC-sensitive region and the main effect of the exclusions is to markedly reduce the χ^2 without significantly changing the fitted BEC parameters.

The results for the BEC parameters obtained using the exponential fit with the UCP reference sample for the MB and HMT samples, summed over all multiplicities for $p_T > 100$ MeV, are

$$\lambda = 1.03_{-0.06}^{+0.04}, \quad R = 3.32_{-0.19}^{+0.17} \text{ [fm]} \\ \text{for } 2 \leq n_{\text{ch}}(p_T > 100 \text{ MeV}) \leq 250 \text{ (MB)}$$

and

$$\lambda = 1.00_{-0.07}^{+0.09}, \quad R = 3.76_{-0.14}^{+0.22} \text{ [fm]} \\ \text{for } 100 < n_{\text{ch}}(p_T > 100 \text{ MeV}) \leq 300 \text{ (HMT)}.$$

The results for the BEC parameters for tracks with $p_T > 500$ MeV are

$$\lambda = 0.61_{-0.06}^{+0.05}, \quad R = 2.38_{-0.25}^{+0.20} \text{ [fm]} \\ \text{for } 2 \leq n_{\text{ch}}(p_T > 500 \text{ MeV}) \leq 115 \text{ (MB)}$$

and

$$\lambda = 0.66_{-0.08}^{+0.08}, \quad R = 2.82_{-0.40}^{+0.39} \text{ [fm]}$$

for $46 < n_{\text{ch}}(p_{\text{T}} > 500 \text{ MeV}) \leq 136$ (HMT).

In both cases the uncertainties are the statistical and systematic uncertainties summed in quadrature. The overall quality of the fits is not good, as the high number of events in the inclusive distributions exposes the imperfections in the models used. As noted in Sect. 2, the fits would be better using a Lévy distribution with an additional free parameter. For all fits throughout Sect. 8, the statistical uncertainty is multiplied by the factor $\sqrt{\chi^2/ndf}$ if this factor is significantly greater than 1 [84]. This applies in relatively few cases, see e.g. 4 of the 8 entries in Table 3.

8.2 Multiplicity dependence

The dependence of R and λ on n_{ch} is studied in multiplicity intervals that are chosen to be well populated, and comparable to those used by other LHC experiments [30,31,35,36,38].

To compare the BEC parameters from different p_{T} -thresholds, a scaled charged-particle multiplicity is introduced as follows. At 13 TeV, the average charged-particle multiplicity per unit of pseudorapidity in the region $|\eta| < 0.2$, $\langle dn_{\text{ch}}/d\eta|_{|\eta|<0.2} \rangle$, is 6.5 for particles with $p_{\text{T}} > 100 \text{ MeV}$ [44] and 3.24 for particles with $p_{\text{T}} > 500 \text{ MeV}$ [43]. A scaled charged-particle multiplicity for $|\eta| < 2.5$, i. e. 5 units of pseudorapidity is then defined as:

$$m_{\text{ch}} \equiv n_{\text{ch}} / (5 \cdot \langle dn_{\text{ch}}/d\eta|_{|\eta|<0.2} \rangle).$$

Using the exponential fit, the extracted BEC parameters $\lambda(m_{\text{ch}})$ and $R(m_{\text{ch}})$ at 13 TeV are shown as a function of scaled multiplicity in Fig. 4 for $p_{\text{T}} > 100$ and 500 MeV. The MB and HMT data agree well where they overlap.

For $p_{\text{T}} > 100 \text{ MeV}$ the λ parameter decreases with increasing m_{ch} , and the dependence is well described by the exponential function:

$$\lambda(m_{\text{ch}}) = \gamma e^{-\delta m_{\text{ch}}}. \tag{5}$$

The R parameter increases with multiplicity up to about $m_{\text{ch}} \simeq 3.08$. For $m_{\text{ch}} \leq 1.9$, the m_{ch} dependence of R is well described by:

$$R(m_{\text{ch}}) = \alpha \sqrt[3]{m_{\text{ch}}}, \tag{6}$$

which is also the function used in heavy-ion studies [8,31]. A linear increase of R with $\sqrt[3]{m_{\text{ch}}}$ follows naturally if the hadronization volume is proportional to the number of produced particles.

For higher multiplicities, the measured R parameter is observed to be independent of multiplicity. This saturation of the BEC R parameter at high multiplicity is similar to

that observed by ATLAS at $\sqrt{s} = 7 \text{ TeV}$ [28] and by CMS at $\sqrt{s} = 13 \text{ TeV}$ [38]. The dependence of R for the region $m_{\text{ch}} > 3.08$ is then fitted simply by a constant:

$$R(m_{\text{ch}}) = \beta. \tag{7}$$

For the combined MB and HMT data at $\sqrt{s} = 13 \text{ TeV}$ and $p_{\text{T}} > 100 \text{ MeV}$ the parameters of the m_{ch} dependence of R and λ are given in the upper part of Table 2, with statistical and asymmetric systematic uncertainties summed in quadrature.

For $p_{\text{T}} > 500 \text{ MeV}$ the variation of the BEC parameters is fitted to the same functional forms as used for $p_{\text{T}} > 100 \text{ MeV}$ (Eqs. (5)–(7)), and the results are shown in the lower part of Table 2.

From Fig. 4a it can be seen that $\lambda(m_{\text{ch}})$ shows only a weak dependence on multiplicity for $p_{\text{T}} > 500 \text{ MeV}$. It is constant within measurement uncertainties, indicating a relatively high level of incoherence. Figure 4b, c show similar behaviour of $R(m_{\text{ch}})$ for both p_{T} thresholds. There is a linear rise with $\sqrt[3]{m_{\text{ch}}}$ up to 1.2, after which there is some tapering off towards a plateau for $\sqrt[3]{m_{\text{ch}}} > 1.6$:

$$R = 2.78_{-0.09}^{+0.23}(\text{total}) \text{ [fm]}$$

for $p_{\text{T}} > 500 \text{ MeV}$, and for $\sqrt[3]{m_{\text{ch}}} > 1.45$:

$$R = 3.35_{-0.09}^{+0.20}(\text{total}) \text{ [fm]}$$

for $p_{\text{T}} > 100 \text{ MeV}$.

8.3 Comparison of $C_2(Q)$ functions at 13 and 7 TeV

The BEC parameters λ and R were measured previously by ATLAS at 0.9 and 7 TeV [28]. The data sample at 7 TeV was large enough to explore high-multiplicity events, and a clear plateau in R was observed for $n_{\text{ch}} \geq 50$. This plateau at high multiplicity is confirmed by the present analysis at 13 TeV, as shown in Fig. 4b, c. However, a direct comparison of the BEC parameters obtained at the two centre-of-mass energies is complicated by small but significant differences between the Monte Carlo generators used to construct $C_2^{\text{MC}}(Q)$, and hence $R_2(Q)$, in the two analyses (see Eqs. (1) and (2)). The BEC parameters obtained at 7 TeV are systematically lower than those at 13 TeV by about 1.5 standard deviations of the estimated 7 TeV uncertainties. For the previous 7 TeV analysis only limited MC modelling was available. For this paper, several MC models and tunings are used to estimate the modelling uncertainty.

This finding is supported by a comparison between the quantities $C_2^{\text{data}}(Q)$ at the two centre-of-mass energies. Figure 5a, b show $C_2^{\text{data}}(Q)$ for MB events at 7 and 13 TeV. Figure 5a shows a representative plot for a scaled-multiplicity interval ($3.09 < m_{\text{ch}} \leq 3.86$) and Fig. 5b shows a representative plot for a k_{T} interval ($400 < k_{\text{T}} \leq 500 \text{ MeV}$). In Fig. 5 the uncertainties shown are the statistical and systematic uncertainties combined in quadrature. The system-

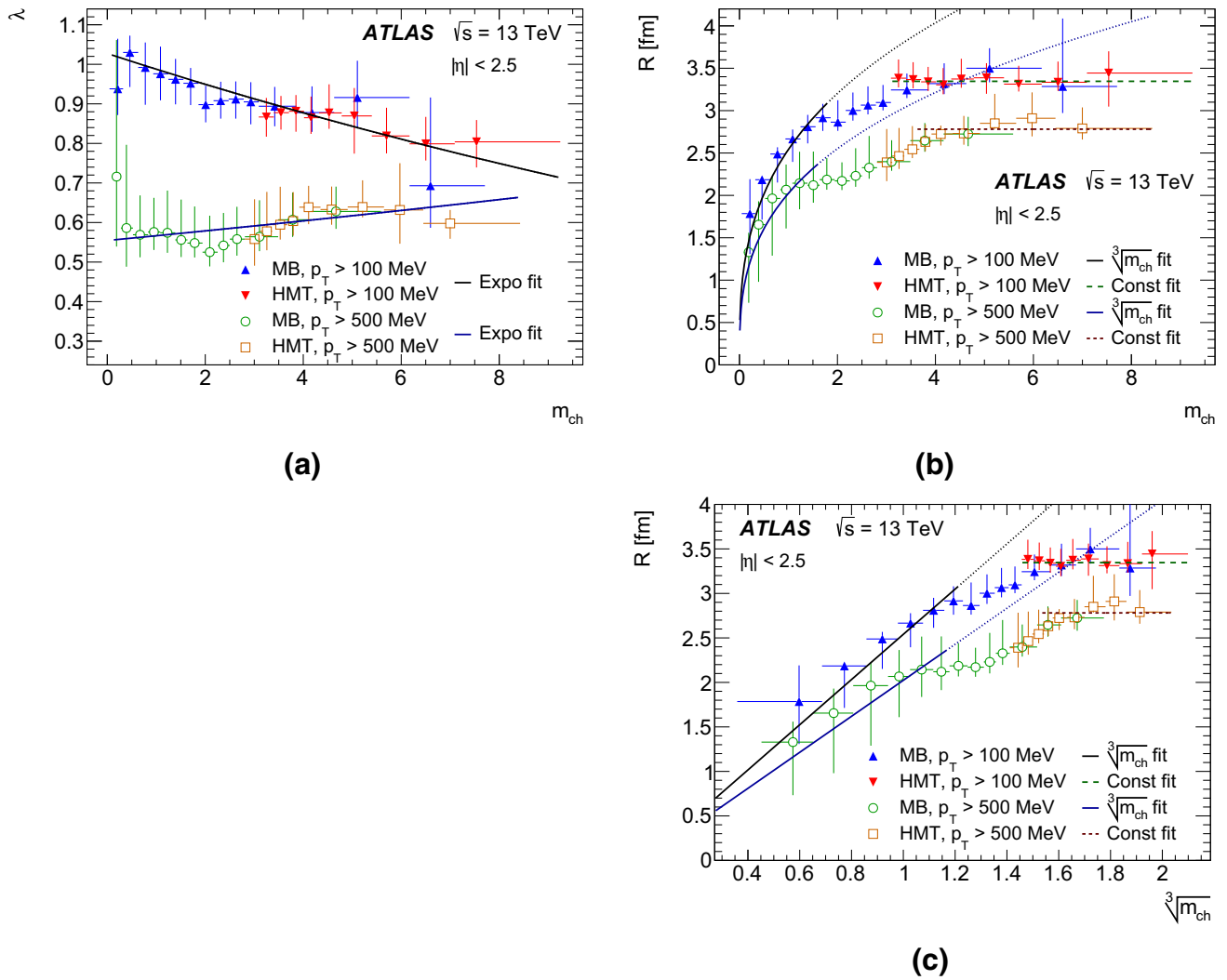


Fig. 4 **a** The dependence of the correlation strength, $\lambda(m_{ch})$, on rescaled multiplicity, m_{ch} , obtained from the exponential fit of the $R_2(Q)$ correlation functions for tracks with $p_T > 100$ MeV and $p_T > 500$ MeV at $\sqrt{s} = 13$ TeV for the minimum-bias (MB) and high multiplicity track (HMT) data. **b** The dependence of the source radius, $R(m_{ch})$, on m_{ch} . **c** The dependence of the $R(m_{ch})$ on $\sqrt[3]{m_{ch}}$. The uncertainties represent the sum in quadrature of the statistical and asymmetric systematic contributions. The black and blue solid curves

in **a** represent the exponential fit of $\lambda(m_{ch})$ for $p_T > 100$ MeV and $p_T > 500$ MeV, respectively. The black and blue solid curves in **b** represent the fit of $R(m_{ch})$ for $\sqrt[3]{m_{ch}} < 1.2$ for $p_T > 100$ MeV and $p_T > 500$ MeV, respectively. The black and blue dotted curves are extensions of the black and blue solid curves beyond $\sqrt[3]{m_{ch}} > 1.2$, respectively. The black and brown dashed curves represent the saturation value of $R(m_{ch})$ for $\sqrt[3]{m_{ch}} > 1.45$ with $p_T > 100$ MeV and for $\sqrt[3]{m_{ch}} > 1.6$ with $p_T > 500$ MeV, respectively

atic uncertainties include the effects of the track efficiency, Coulomb correction, non-closure and multiplicity unfolding. The plots shown in Fig. 5a, b are representative of all multiplicity and k_T intervals. The data from the two centre-of-mass energies are in agreement everywhere within the uncertainties, and the ratio of 7 TeV to 13 TeV data is 1 to better than 1% except in the very first one or two Q bins.

8.4 Dependence on the pair average transverse momentum

The BEC are studied in k_T intervals from 0.1 to 1.5 GeV that are chosen so that they are populated roughly equally.

The fitted dependences of $\lambda(k_T)$ and $R(k_T)$ for the two p_T thresholds are shown in Fig. 6 for $p_T > 100$ and 500 MeV. In the small- Q , BEC-sensitive region, the minimum k_T is highly correlated with the p_T threshold, and so k_T thresholds of 100 and 500 MeV are applied for the p_T thresholds of 100 and 500 MeV, respectively. The values of $\lambda(k_T)$ and $R(k_T)$ decrease with increasing k_T . The decrease of $\lambda(k_T)$ with k_T is described by the function:

$$\lambda(k_T) = \mu e^{-\nu k_T}. \tag{8}$$

Table 2 The results of the fits to the dependencies of the correlation strength, λ , and source radius, R , on the average rescaled charged-particle multiplicity, m_{ch} , for $|\eta| < 2.5$ and both $p_T > 100$ MeV and $p_T > 500$ MeV at $\sqrt{s} = 13$ TeV for the minimum-bias (MB) and the

high-multiplicity track (HMT) events. The parameters γ and δ resulting from a joint fit to the MB and HMT data are presented. The total uncertainties are shown

p_T threshold	BEC parameter	Fit equation	m_{ch} region	MB events	HMT events	χ^2/ndf
> 100 [MeV]	$\lambda(m_{ch})$	(5)		$\gamma = 1.027^{+0.043}_{-0.078}$ $\delta = 0.039^{+0.050}_{-0.083}$		16/21
	$R(m_{ch})$	(6)	≤ 1.9	$\alpha = 2.54^{+0.12}_{-0.22}$ [fm]	–	3.7/5
	$R(m_{ch})$	(7)	≥ 3.08	$\beta = 3.35^{+0.20}_{-0.09}$ [fm]		4.7/12
> 500 [MeV]	$\lambda(m_{ch})$	(5)		$\gamma = 0.555^{+0.124}_{-0.028}$ $\delta = -0.021^{+0.022}_{-0.007}$		20/20
	$R(m_{ch})$	(6)	≤ 1.9	$\alpha = 2.02^{+0.29}_{-0.39}$ [fm]	–	5.8/5
	$R(m_{ch})$	(7)	≥ 4.17	$\beta = 2.78^{+0.23}_{-0.09}$ [fm]		8.2/7

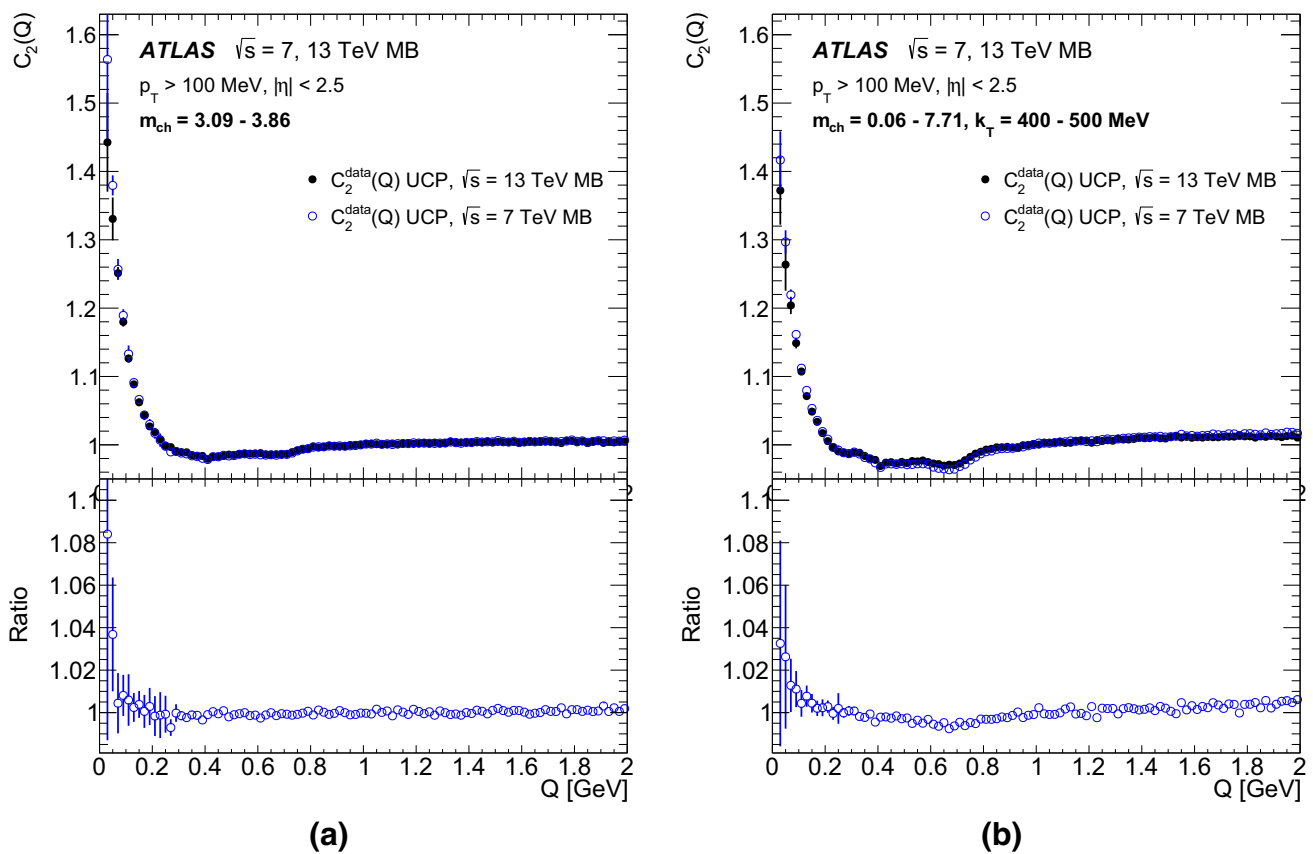


Fig. 5 Comparison of single-ratio two-particle correlation functions, using the unlike-charge particle (UCP) pair reference sample, for minimum-bias (MB) events, showing $C_2^{data}(Q)$ (top panel) at 13 TeV (black circles) and 7 TeV (open blue circles), and the ratio of $C_2^{7\text{ TeV}}(Q)$ to $C_2^{13\text{ TeV}}(Q)$ (bottom panel). Comparison of $C_2^{data}(Q)$ **a** for represen-

tative multiplicity region $3.09 < m_{ch} \leq 3.86$ and **b** for representative k_T region $400 < k_T \leq 500$ MeV. The statistical and systematic uncertainties, combined in quadrature, are presented. The systematic uncertainties include track efficiency, Coulomb correction, non-closure and multiplicity-unfolding uncertainties

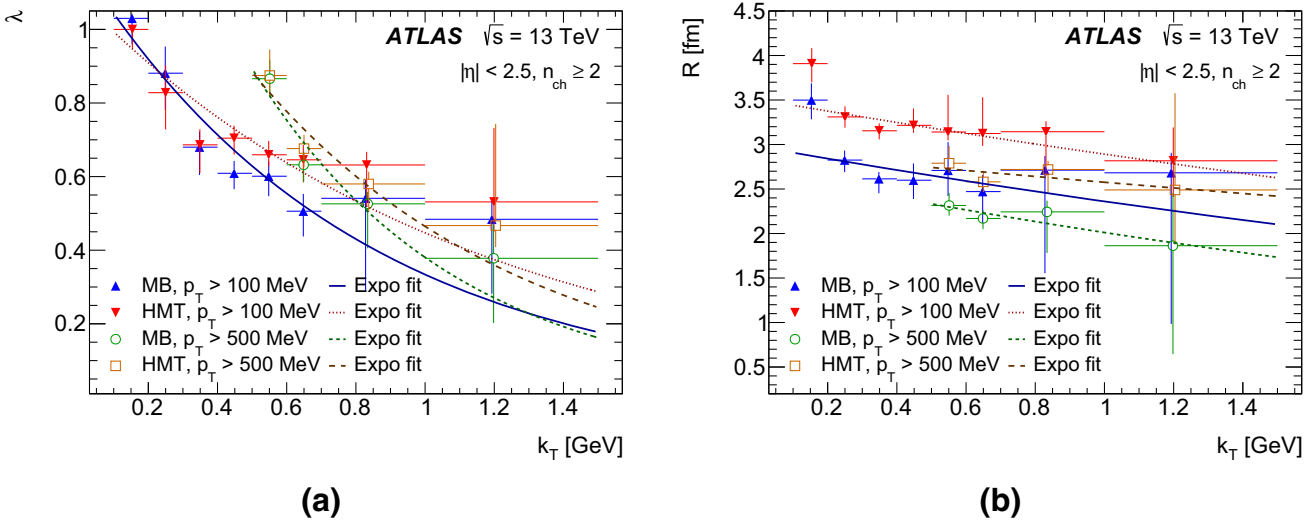


Fig. 6 The k_T dependence of **a** the correlation strength, $\lambda(k_T)$, and **b** the source radius, $R(k_T)$, obtained from the exponential fit to the $R_2(Q)$ correlation functions for events with multiplicity $n_{ch} \geq 2$ and transfer momentum of tracks with $p_T > 100$ MeV and $p_T > 500$ MeV

at $\sqrt{s} = 13$ TeV for the minimum-bias (MB) and high-multiplicity track (HMT) events. The uncertainties represent the sum in quadrature of the statistical and systematic contributions. The curves represent the exponential fits to $\lambda(k_T)$ and $R(k_T)$

Table 3 The results of the fits to the dependencies of the correlation strength, λ , and source radius, R , on the pair average transverse momentum, k_T , for various functional forms and for minimum-bias

(MB) and high-multiplicity track (HMT) events for $p_T > 100$ MeV and $p_T > 500$ MeV at $\sqrt{s} = 13$ TeV. The total uncertainties are shown

BEC parameter	Fit equation	p_T threshold	MB events	HMT events	χ^2/ndf
$\lambda(k_T)$	(8)	> 100 [MeV]	$\mu = 1.18^{+0.10}_{-0.11}$	$\mu = 1.09^{+0.08}_{-0.09}$	MB: 11/6
			$\nu = 1.27^{+0.20}_{-0.30}$ [GeV $^{-1}$]	$\nu = 0.89^{+0.19}_{-0.17}$ [GeV $^{-1}$]	HMT: 14/6
		> 500 [MeV]	$\mu = 2.10^{+0.70}_{-1.29}$	$\mu = 1.68^{+0.50}_{-0.53}$	MB: 2.0/2
			$\nu = 1.71^{+0.52}_{-0.92}$ [GeV $^{-1}$]	$\nu = 1.29^{+0.47}_{-0.50}$ [GeV $^{-1}$]	HMT: 2.1/2
$R(k_T)$	(9)	> 100 [MeV]	$\xi = 2.98^{+0.36}_{-0.78}$ [fm]	$\xi = 3.51^{+0.18}_{-0.21}$ [fm]	MB: 21/6
			$\kappa = 0.23^{+0.29}_{-0.75}$ [GeV $^{-1}$]	$\kappa = 0.19^{+0.16}_{-0.17}$ [GeV $^{-1}$]	HMT: 13/6
		> 500 [MeV]	$\xi = 2.71^{+0.56}_{-2.82}$ [fm]	$\xi = 2.92^{+0.81}_{-2.94}$ [fm]	MB: 1.5/2
			$\kappa = 0.30^{+0.38}_{-1.26}$ [GeV $^{-1}$]	$\kappa = 0.13^{+0.53}_{-68.6}$ [GeV $^{-1}$]	HMT: 2.6/2

The $R(k_T)$ parameter shows similar behaviour:

$$R(k_T) = \xi e^{-\kappa k_T}. \tag{9}$$

The fitted parameters in Eqs. (8) and (9) are given in Table 3.

8.5 Double-differential dependence on m_{ch} and k_T

There is sufficient data at 13 TeV to study the double-differential dependence: $\lambda(m_{ch}, k_T)$ and $R(m_{ch}, k_T)$.

Figure 7 shows the two-dimensional (2D) dependence of λ and R on m_{ch} and k_T , for $p_T > 100$ MeV. In order to convey a clear picture of the 2D dependence, the values are presented without uncertainties, but they are generally less than 10%.

The following features can be seen in Fig. 7:

- The parameter λ decreases monotonically with k_T in all m_{ch} intervals, similar to the behaviour seen in Fig. 6a.
- The variation of λ with m_{ch} is rather flat for $k_T \lesssim 500$ MeV, which may be compared with the clear decrease of λ as a function of m_{ch} seen in Fig. 4a for $p_T > 100$ MeV. This is discussed below.
- The variation of λ with m_{ch} for $k_T > 500$ MeV indicates a slight rise with m_{ch} similar to what is seen in Fig. 4a for $p_T > 500$ MeV.
- The parameter R also decreases monotonically with k_T in all m_{ch} intervals, with the decrease being more pronounced in lower m_{ch} intervals. A similar decrease is seen in Fig. 6b.
- R increases with m_{ch} in all k_T intervals, starting from a lower value at larger k_T .

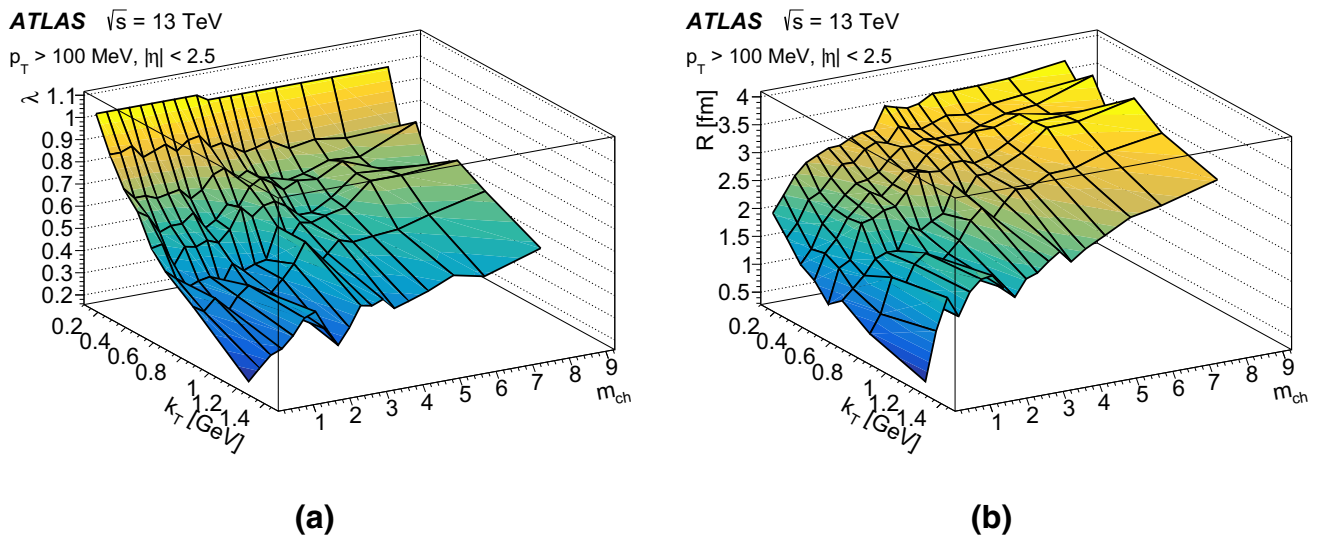


Fig. 7 The two-dimensional dependence on m_{ch} and k_T for $p_T > 100$ MeV for **a** the correlation strength, λ , and **b** the source radius, R , obtained from the exponential fit to the $R_2(Q)$ correlation functions using the MB sample for $m_{ch} \leq 3.08$ and the HMT sample for $m_{ch} > 3.08$

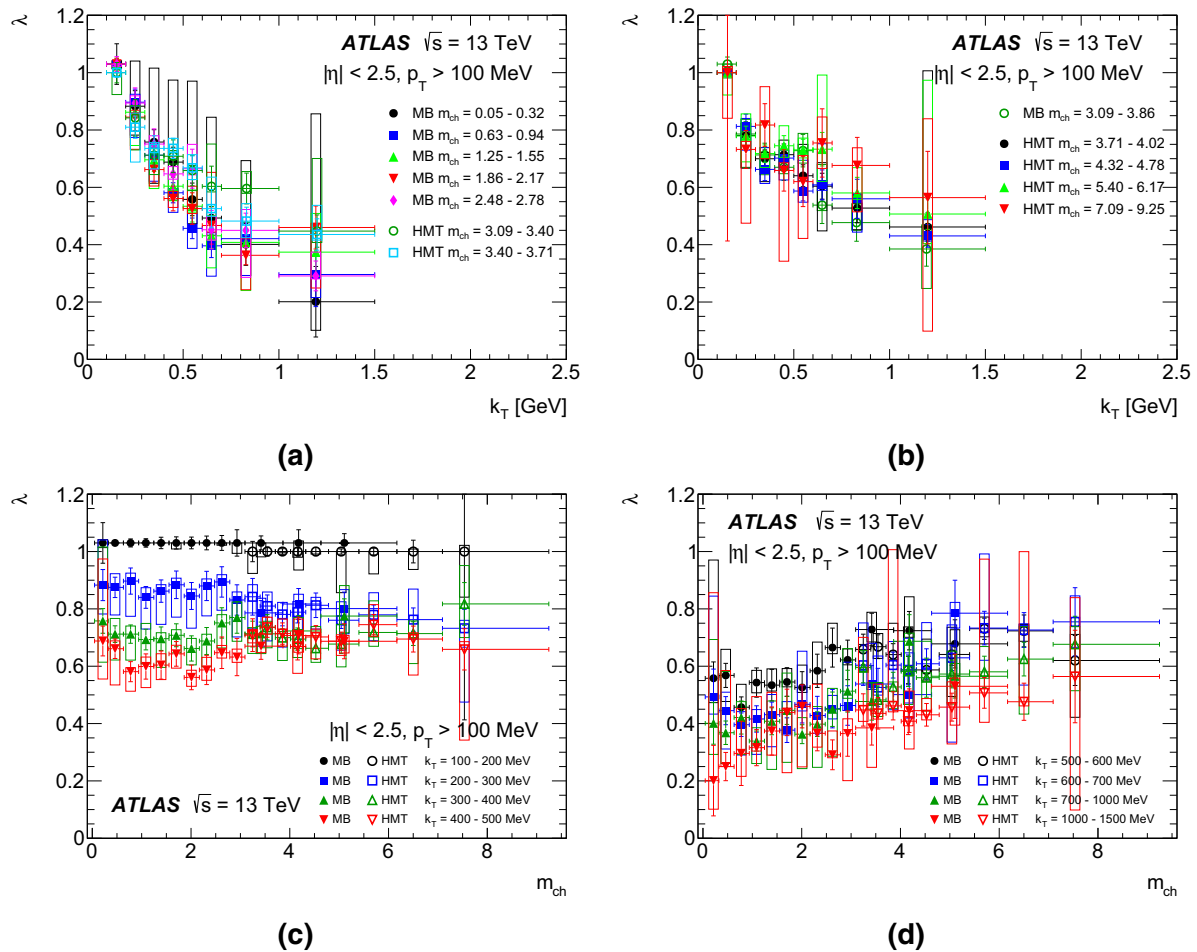


Fig. 8 The parameter λ for $p_T > 100$ MeV: **a** as a function of k_T in selected low m_{ch} intervals, **b** as a function of k_T in selected high m_{ch} intervals, **c** as a function of m_{ch} in k_T intervals between 0.1 and 0.5 GeV,

and **d** as a function of m_{ch} in k_T intervals between 0.5 and 1.5 GeV. The error bars and boxes represent the statistical and systematic contributions, respectively

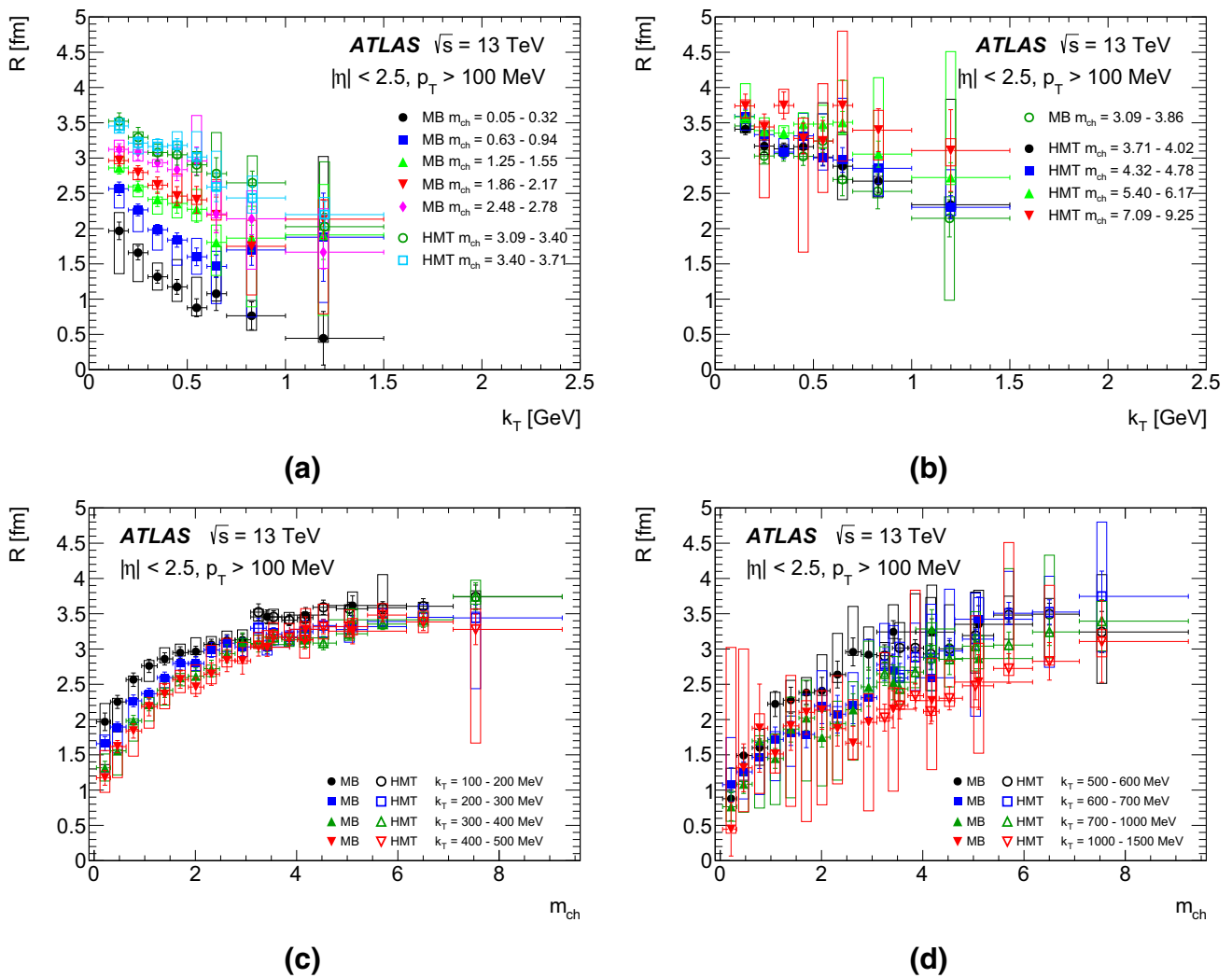


Fig. 9 The parameter R for $p_T > 100$ MeV: **a** as a function of k_T in selected low m_{ch} intervals, **b** as a function of k_T in selected high m_{ch} intervals, **c** as a function of m_{ch} in k_T intervals between 0.1 and 0.5 GeV,

and **d** as a function of m_{ch} in k_T intervals between 0.5 and 1.5 GeV. The error bars and boxes represent the statistical and systematic contributions, respectively

- This increase of R flattens off to a plateau level in all k_T intervals. This is similar to the plateau seen in Fig. 4b, c. Within the precision of the present data, the onset of the plateau occurs at $m_{ch} \sim 3$ in all k_T intervals.

These features can be seen more clearly in selected 1D projections in Figs. 8 and 9 for λ and R , respectively. MB and HMT data agree where they overlap.

Figure 8c, d show the essentially flat behaviour of λ as a function of m_{ch} for low k_T , and the slight rise at higher k_T , which are described above. As also noted above, Fig. 4a shows a slight but clear decrease of λ with m_{ch} for $p_T > 100$ MeV when integrated over all k_T . This arises because particle p_T and hence k_T of the pair increase with m_{ch} , but λ decreases as k_T increases. This leads to the overall decrease with m_{ch} seen in Fig. 4a for $p_T > 100$ MeV.

The 2D behaviour can be parameterized according to Eqs. (8) and (9):

$$\lambda(m_{ch}, k_T) = \mu(m_{ch}) e^{-\nu(m_{ch})k_T}, \tag{10}$$

and

$$R(m_{ch}, k_T) = \xi(m_{ch}) e^{-\kappa(m_{ch})k_T}. \tag{11}$$

The parameters μ , ν , ξ and κ are shown in Figs. 10 and 11 for both the $p_T > 100$ MeV and $p_T > 500$ MeV selections.

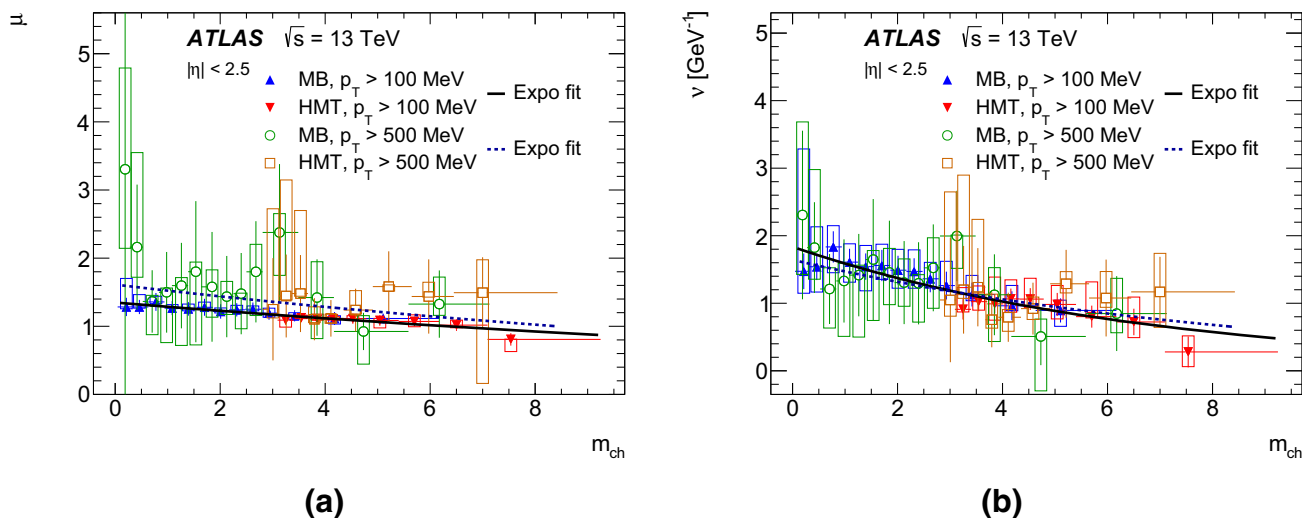


Fig. 10 The fit parameters **a** μ and **b** ν (Eq. (8)), describing the dependence of the correlation strength, λ , on charged-particle scaled multiplicity (Eq. (5)), for track $p_T > 100$ MeV and track $p_T > 500$ MeV in the minimum-bias (MB) and high-multiplicity track (HMT) samples

at $\sqrt{s} = 13$ TeV. The error bars and boxes represent the statistical and systematic contributions, respectively. The black solid (blue dashed) curve represents the exponential fit of the dependence of parameter μ (ν) on m_{ch} for tracks with $p_T > 100$ MeV ($p_T > 500$ MeV)

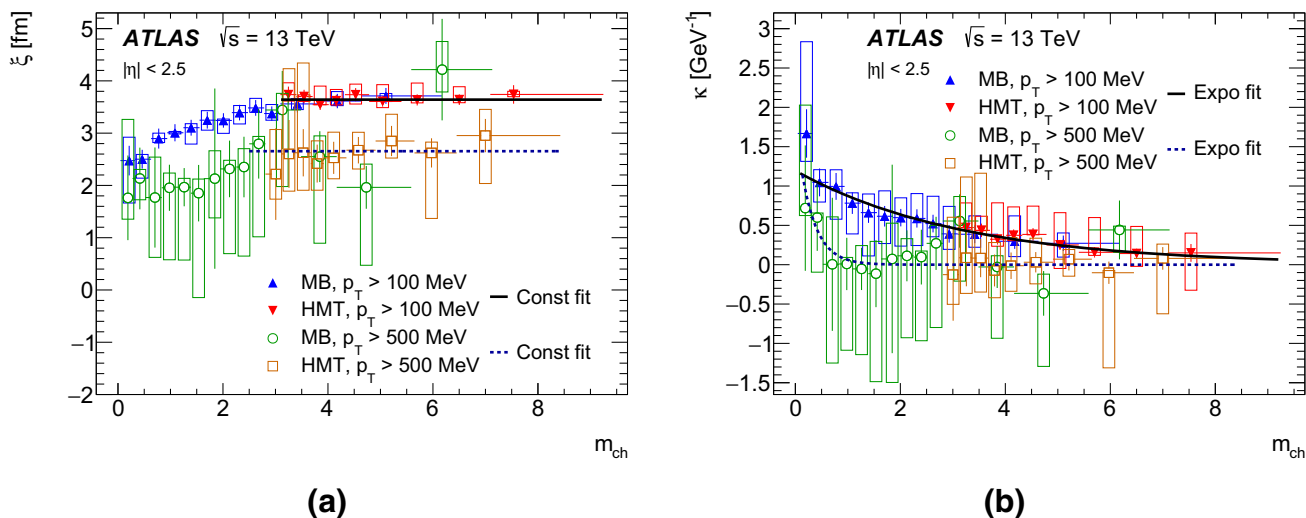


Fig. 11 The parameters **a** ξ and **b** κ (Eq. (9)), describing the dependence of the source radius, R , on charged-particle scaled multiplicity, m_{ch} , for track $p_T > 100$ MeV and track $p_T > 500$ MeV in the minimum-bias (MB) and high-multiplicity track (HMT) samples at $\sqrt{s} = 13$ TeV. The error bars and boxes represent the statistical and systematic contributions, respectively. **a** The black solid and

blue dashed curves represent the saturated value of the parameter ξ for $m_{ch} > 3.0$ for tracks with $p_T > 100$ MeV and for $m_{ch} > 2.8$ for tracks with $p_T > 500$ MeV, respectively. **b** The black solid and blue dashed curves represent the exponential fit to the parameter κ for tracks with $p_T > 100$ MeV and for tracks with $p_T > 500$ MeV, respectively

The parameters μ , ν , ξ and κ can themselves be fitted as functions of m_{ch} . For the λ parameters and $p_T > 100$ MeV:

$$\begin{aligned} \mu(m_{ch}) &= (1.35 \pm 0.05(\text{stat.})^{+0.14}_{-0.01}(\text{syst.})) \\ &\cdot \exp\{(-0.047 \pm 0.009(\text{stat.})^{+0.013}_{-0.013}(\text{syst.})) m_{ch}\}, \\ \nu(m_{ch}) &= (1.84 \pm 0.12(\text{stat.})^{+0.63}_{-0.34}(\text{syst.})) [\text{GeV}^{-1}] \\ &\cdot \exp\{(-0.146 \pm 0.020(\text{stat.})^{+0.008}_{-0.008}(\text{syst.})) m_{ch}\}. \end{aligned}$$

And for the R parameters and $p_T > 100$ MeV:

$$\begin{aligned} \xi(m_{ch}) &= 3.64 \pm 0.04(\text{stat.})^{+0.22}_{-0.08}(\text{syst.}) [\text{fm}], \\ \kappa(m_{ch}) &= (1.20 \pm 0.12(\text{stat.})^{+0.09}_{-0.45}(\text{syst.})) [\text{GeV}^{-1}] \\ &\cdot \exp\{(-0.31 \pm 0.03(\text{stat.})^{+0.16}_{-0.03}(\text{syst.})) m_{ch}\}, \end{aligned}$$

where the fit for ξ applies for $m_{ch} > 3.0$.

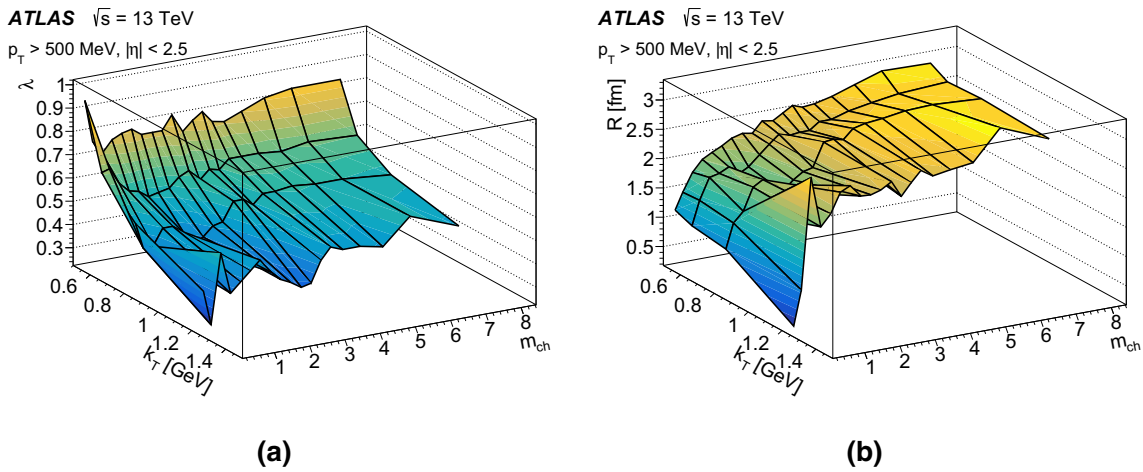


Fig. 12 The two-dimensional dependence on m_{ch} and k_T for $p_T > 500$ MeV for **a** the correlation strength, λ , and **b** the source radius, R , obtained from the exponential fit to the $R_2(Q)$ correlation functions using the MB sample for $m_{ch} \leq 3.08$ and the HMT sample for $m_{ch} > 3.08$

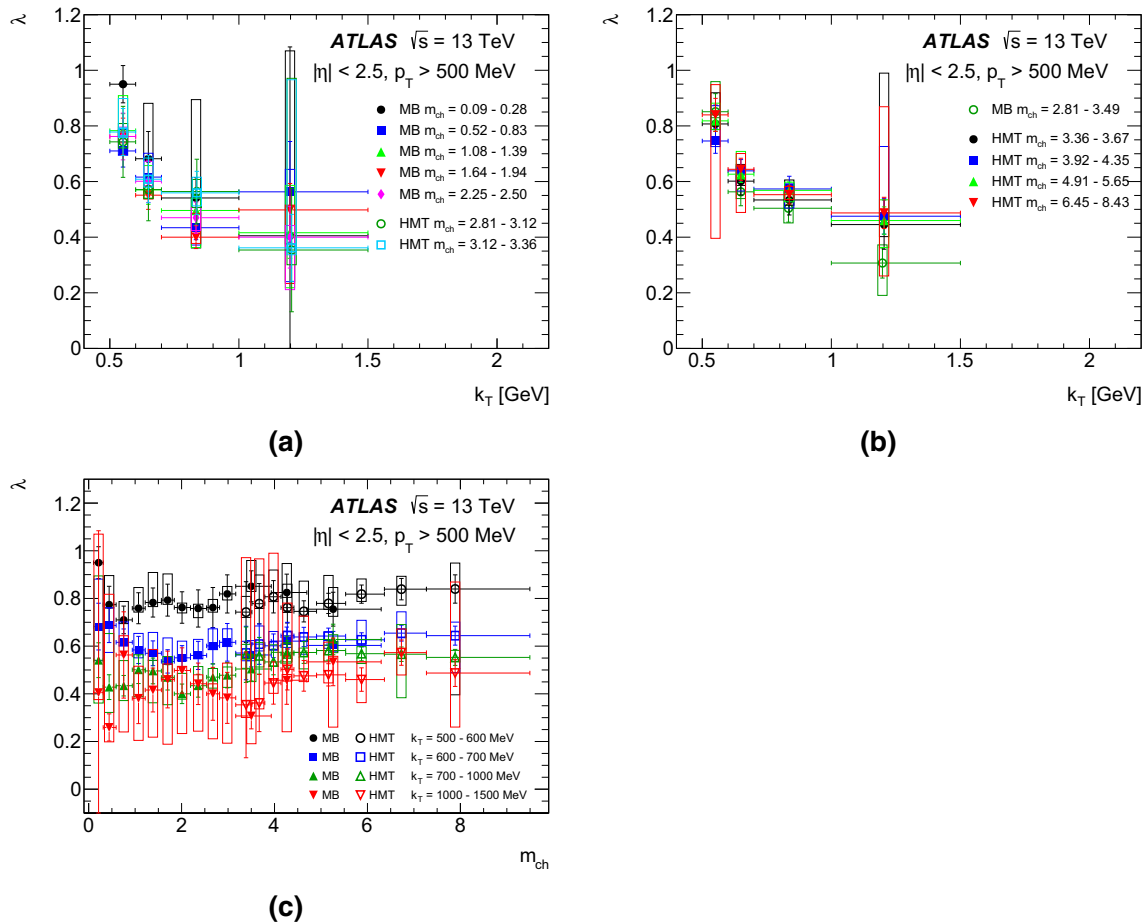


Fig. 13 The parameter λ for $p_T > 500$ MeV: **a** as a function of k_T in selected low m_{ch} intervals, **b** as a function of k_T in selected high m_{ch} intervals, and **c** as a function of m_{ch} in k_T intervals between 0.5 and 1.5 GeV. The error bars and boxes represent the statistical and systematic contributions, respectively

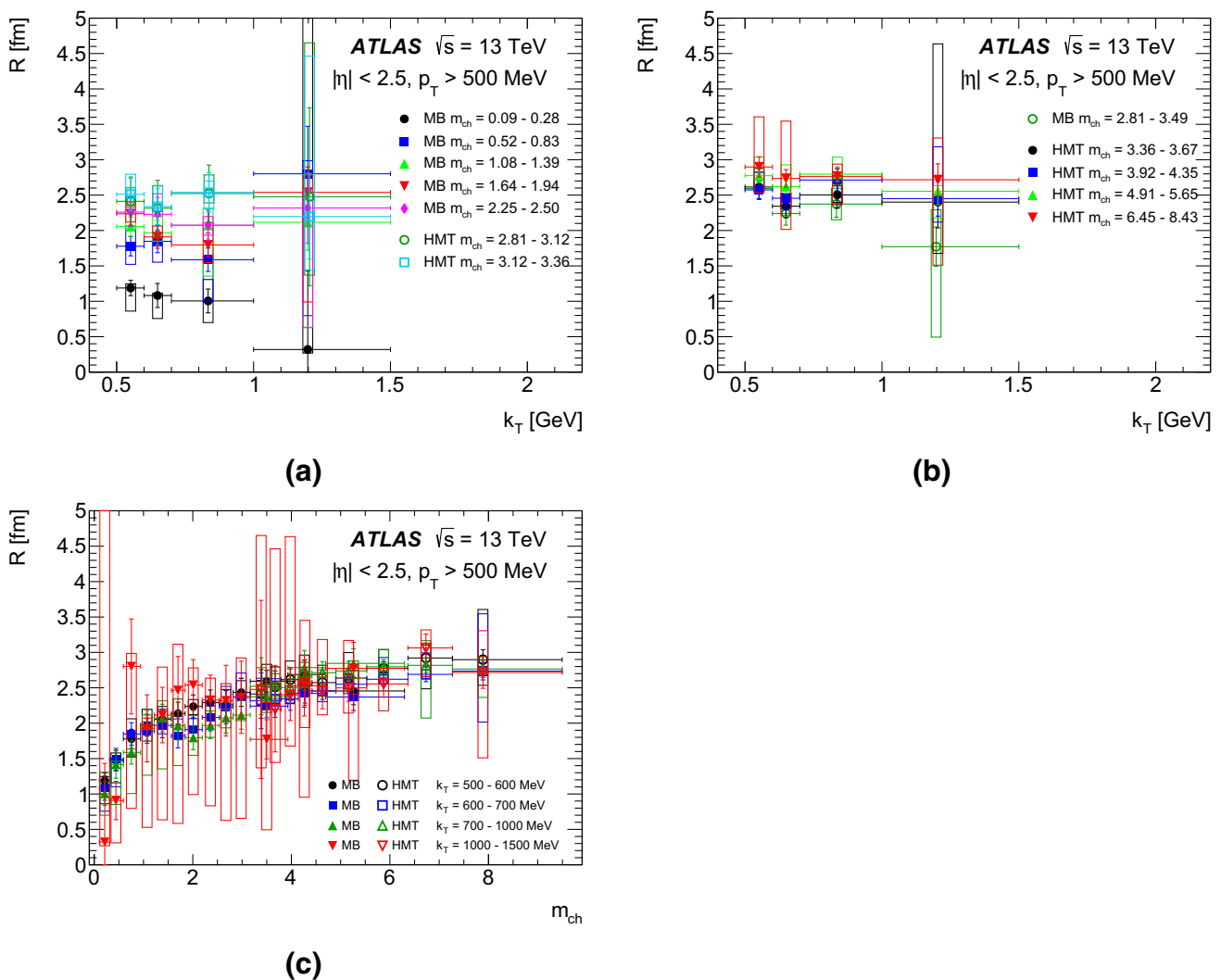


Fig. 14 The parameter R for $p_T > 500$ MeV: **a** as a function of k_T in selected low m_{ch} intervals, **b** as a function of k_T in selected high m_{ch} intervals, and **c** as a function of m_{ch} in k_T intervals between 0.5 and 1.5 GeV. The error bars and boxes represent the statistical and systematic contributions, respectively

The 2D dependence has also been studied for the $p_T > 500$ MeV selection and is shown in Fig. 12. As explained above, the p_T selection constrains the BEC parameters to the region $k_T > 500$ MeV.

The main features are similar to those observed in Fig. 7. In particular, the value of R tends to a plateau at large m_{ch} in all k_T intervals, but the plateau level is systematically lower than for $p_T > 100$ MeV, in line with what is observed in Fig. 4b, c. Selected 1D projections are shown in Figs. 13 and 14 for λ and R , respectively. As with the lower p_T selection, MB and HMT data agree where they overlap.

The 2D behaviour is parameterized according to Eqs. (10) and (11). The fit parameters μ , ν , ξ and κ for $p_T > 500$ MeV are shown in Figs. 10 and 11. As before, the parameters μ , ν , ξ and κ are themselves fitted as functions of m_{ch} . For

the λ parameters and $p_T > 500$ MeV:

$$\begin{aligned} \mu(m_{ch}) &= (1.61 \pm 0.32(\text{stat.})^{+0.36}_{-0.48}(\text{system.})) \\ &\cdot \exp\{(-0.057 \pm 0.051(\text{stat.})^{+0.005}_{-0.022}(\text{system.})) m_{ch}\}, \\ \nu(m_{ch}) &= (1.64 \pm 0.34(\text{stat.})^{+0.53}_{-0.72}(\text{system.})) [\text{GeV}^{-1}] \\ &\cdot \exp\{(-0.110 \pm 0.061(\text{stat.})^{+0.009}_{-0.039}(\text{system.})) m_{ch}\}. \end{aligned}$$

And for the R parameters and $p_T > 500$ MeV:

$$\begin{aligned} \xi(m_{ch}) &= 2.65 \pm 0.10(\text{stat.})^{+0.51}_{-0.78}(\text{system.}) [\text{fm}]. \\ \kappa(m_{ch}) &= (1.78 \pm 2.22(\text{stat.})^{+1.11}_{-1.82}(\text{system.})) [\text{GeV}^{-1}] \\ &\cdot \exp\{(-3.37 \pm 3.10(\text{stat.})^{+3.20}_{-6.61}(\text{system.})) m_{ch}\}, \end{aligned}$$

where the fit for ξ applies for $m_{ch} > 2.8$.

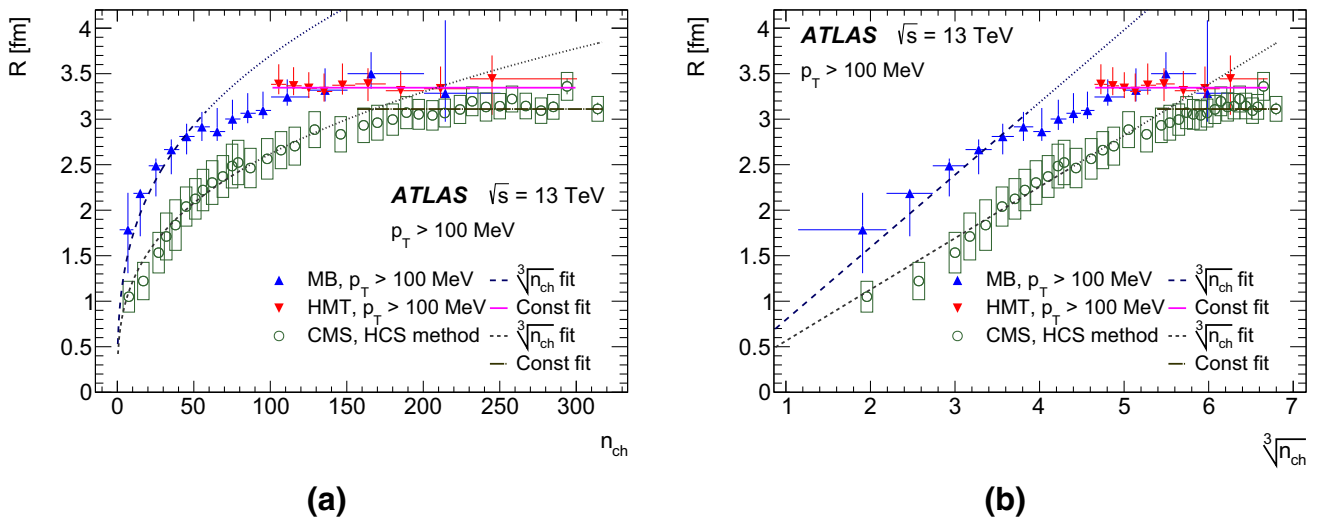


Fig. 15 ATLAS and CMS results for the source radius R as a function of **a** n_{ch} and **b** $\sqrt[3]{n_{\text{ch}}}$ in pp interactions at 13 TeV. The CMS results (open circles) have been adjusted (by the CMS collaboration) to the ATLAS kinematic region: $p_{\text{T}} > 100$ MeV and $|\eta| < 2.5$. The ATLAS uncertainties are the sum in quadrature of the statistical and asymmetric systematic uncertainties. For CMS, only the systematic uncertainties

are shown since the statistical uncertainties are smaller than the marker size. The dashed blue (ATLAS) and black (CMS) lines represent the fit to $\sqrt[3]{n_{\text{ch}}}$ at low multiplicity, continued as dotted lines beyond the fit range. The solid green (ATLAS) and broken black (CMS) lines indicate the plateau level at high multiplicity

8.6 Comparison with CMS

As noted in the Introduction, BEC have been studied extensively at the LHC. In this section we compare our results on the BEC radius parameter with the only other published study at 13 TeV. The CMS Collaboration has studied BEC at 13 TeV in the kinematic region $p_{\text{T}} > 200$ MeV, $|\eta| < 2.4$ and $k_{\text{T}} < 1$ GeV [38]. In the CMS publication comparison is made to the ATLAS 7 TeV results. To do so, CMS has adjusted its results for R to match the ATLAS kinematic region, $p_{\text{T}} > 100$ MeV, $|\eta| < 2.5$, by extrapolating the n_{ch} values to the lower p_{T} threshold and excluding the same Q regions as ATLAS in the fit to $R_2(Q)$. These adjusted CMS values are shown together with the ATLAS results in Fig. 15. The behaviour of R in the two experiments is qualitatively similar. However, there is a clear difference in the results, particularly at low n_{ch} . Results from this analysis (Fig. 4b) and earlier studies for the lower-energy ATLAS analysis [28] indicate a direct dependence of R on the p_{T} threshold. So the effect of the difference in kinematic coverage as well as the differing approaches to constructing the reference sample requires further investigation.

9 Summary and conclusions

Results are presented of measurements of two-particle BEC of like-charge hadrons with track p_{T} -thresholds of 100 and 500 MeV and $|\eta| < 2.5$ produced in pp collisions at $\sqrt{s} =$

13 TeV recorded by the ATLAS detector at the CERN LHC. The study is carried out using data collected with the MB and HMT triggers. The integrated luminosities are $151 \mu\text{b}^{-1}$ and 8.4nb^{-1} for the MB and HMT data samples, respectively.

The studies are performed using the $R_2(Q)$ correlation function, which is the ratio of the $C_2^{\text{data}}(Q)$ correlation function obtained from the data to the $C_2^{\text{MC}}(Q)$ calculated using MC events with no BEC effect. The C_2 function is itself a ratio of like-charge particle pairs to a reference sample, and the reference sample is constructed using unlike-charge particle pairs. A clear indication of BEC is observed in the region of small four-momentum difference, $Q \lesssim 0.2$ GeV. The BEC parameters, R and λ , are studied as functions of a scaled charged-particle multiplicity m_{ch} , the pair average transverse momentum (k_{T}) and in $(m_{\text{ch}}, k_{\text{T}})$ -intervals.

The parameter $R(m_{\text{ch}})$ is found to increase as $\alpha \sqrt[3]{m_{\text{ch}}}$ for low multiplicity for both p_{T} thresholds. For $p_{\text{T}} > 100$ MeV, $\alpha = 2.54_{-0.22}^{+0.12}$ (total) fm, for scaled multiplicity up to $m_{\text{ch}} \approx 2$. For $m_{\text{ch}} \geq 3$, the source radius R saturates at a value $R = 3.35_{-0.09}^{+0.20}$ (total) fm, confirming the previous observation of a high-multiplicity plateau by ATLAS at $\sqrt{s} = 7$ TeV. For $p_{\text{T}} > 500$ MeV, the behaviour of R is similar, but systematically lower.

The parameter $\lambda(m_{\text{ch}})$ decreases with multiplicity for the lower p_{T} threshold and is lower for the higher p_{T} threshold but increases slightly with multiplicity. The parameters $R(k_{\text{T}})$ and $\lambda(k_{\text{T}})$ both decrease with increasing pair average transverse momentum k_{T} . Considering the combined $(m_{\text{ch}}, k_{\text{T}})$ dependence, λ decreases with k_{T} in all m_{ch} inter-

vals, for both p_T thresholds. The decrease is more pronounced at lower multiplicity. The radius parameter R also decreases with k_T for $p_T > 100$ MeV, decreasing more strongly in the lower m_{ch} intervals. For $p_T > 500$ MeV the behaviour of R is rather flat with k_T . As a function of m_{ch} , R increases and reaches a plateau at large multiplicity in all m_{ch} intervals and for both p_T thresholds. Within the uncertainties of this analysis, the turn-on of the plateau occurs at the same value of m_{ch} in all k_T intervals and for both p_T thresholds. A comparison of the R parameter as a function of n_{ch} with CMS results at 13 TeV shows qualitatively similar behaviour and the differences at low n_{ch} require further investigation.

The measurements presented here complement the ATLAS measurements at $\sqrt{s} = 0.9$ and 7 TeV by extending the studies to higher multiplicities and pair average transverse momenta, and provide a more detailed study of the BEC parameters by exploring the double-differential (m_{ch}, k_T) -dependence. The present results confirm the saturation of the source radius at higher multiplicities with $n_{ch} \gtrsim 100$.

Acknowledgements We thank CERN for the very successful operation of the LHC, as well as the support staff from our institutions without whom ATLAS could not be operated efficiently. We acknowledge the support of ANPCyT, Argentina; YerPhI, Armenia; ARC, Australia; BMFWF and FWF, Austria; ANAS, Azerbaijan; SSTC, Belarus; CNPq and FAPESP, Brazil; NSERC, NRC and CFI, Canada; CERN; ANID, Chile; CAS, MOST and NSFC, China; Minciencias, Colombia; MEYS CR, Czech Republic; DNRF and DNSRC, Denmark; IN2P3-CNRS and CEA-DRF/IRFU, France; SRNSFG, Georgia; BMBF, HGF and MPG, Germany; GSRI, Greece; RGC and Hong Kong SAR, China; ISF and Benozio Center, Israel; INFN, Italy; MEXT and JSPS, Japan; CNRST, Morocco; NWO, Netherlands; RCN, Norway; MEiN, Poland; FCT, Portugal; MNE/IFA, Romania; JINR; MES of Russia and NRC KI, Russian Federation; MESTD, Serbia; MSSR, Slovakia; ARRS and MIZŠ, Slovenia; DSI/NRF, South Africa; MICINN, Spain; SRC and Wallenberg Foundation, Sweden; SERI, SNSF and Cantons of Bern and Geneva, Switzerland; MOST, Taiwan; TAEK, Turkey; STFC, United Kingdom; DOE and NSF, United States of America. In addition, individual groups and members have received support from BCKDF, CANARIE, Compute Canada and CRC, Canada; COST, ERC, ERDF, Horizon 2020 and Marie Skłodowska-Curie Actions, European Union; Investissements d’Avenir Labex, Investissements d’Avenir Idex and ANR, France; DFG and AvH Foundation, Germany; Herakleitos, Thales and Aristeia programmes co-financed by EU-ESF and the Greek NSRF, Greece; BSF-NSF and GIF, Israel; Norwegian Financial Mechanism 2014–2021, Norway; NCN and NAWA, Poland; La Caixa Banking Foundation, CERCA Programme Generalitat de Catalunya and PROMETEO and GenT Programmes Generalitat Valenciana, Spain; Göran Gustafssons Stiftelse, Sweden; The Royal Society and Leverhulme Trust, United Kingdom. The crucial computing support from all WLCG partners is acknowledged gratefully, in particular from CERN, the ATLAS Tier-1 facilities at TRIUMF (Canada), NDGF (Denmark, Norway, Sweden), CC-IN2P3 (France), KIT/GridKA (Germany), INFN-CNAF (Italy), NL-T1 (Netherlands), PIC (Spain), ASGC (Taiwan), RAL (UK) and BNL (USA), the Tier-2 facilities worldwide and large non-WLCG resource providers. Major contributors of computing resources are listed in Ref. [85].

Data Availability Statement This manuscript has no associated data or the data will not be deposited. [Authors’ comment: All ATLAS scientific output is published in journals, and preliminary results are made

available in Conference Notes. All are openly available, without restriction on use by external parties beyond copyright law and the standard conditions agreed by CERN. Data associated with journal publications are also made available: tables and data from plots (e.g. cross section values, likelihood profiles, selection efficiencies, cross section limits, ...) are stored in appropriate repositories such as HEPDATA (<http://hepdata.cedar.ac.uk/>). ATLAS also strives to make additional material related to the paper available that allows a reinterpretation of the data in the context of new theoretical models. For example, an extended encapsulation of the analysis is often provided for measurements in the framework of RIVET (<http://rivet.hepforge.org/>.)

Open Access This article is licensed under a Creative Commons Attribution 4.0 International License, which permits use, sharing, adaptation, distribution and reproduction in any medium or format, as long as you give appropriate credit to the original author(s) and the source, provide a link to the Creative Commons licence, and indicate if changes were made. The images or other third party material in this article are included in the article’s Creative Commons licence, unless indicated otherwise in a credit line to the material. If material is not included in the article’s Creative Commons licence and your intended use is not permitted by statutory regulation or exceeds the permitted use, you will need to obtain permission directly from the copyright holder. To view a copy of this licence, visit <http://creativecommons.org/licenses/by/4.0/>.

Funded by SCOAP³. SCOAP³ supports the goals of the International Year of Basic Sciences for Sustainable Development.

Appendix A: Effect of resonances on $R_2(Q)$ correlation function

The potential influence of resonances on the $R_2(Q)$ is evident by studying the Q distributions of the UCP pairs ($h^\pm h^\mp$) where both particles come from the same species of resonance; this is shown in Fig. 16. The presented distributions are for track pairs with $p_T > 100$ MeV. The reflections of the resonance peaks can be seen clearly, and arise mainly from

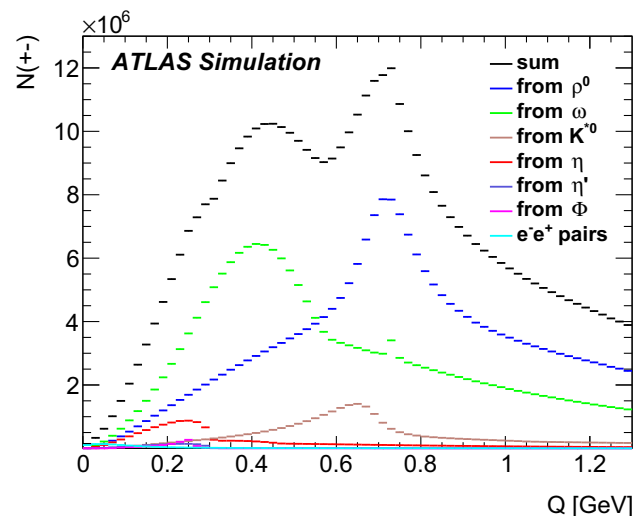


Fig. 16 The inclusive Q distribution of unlike-charge particle pairs for track pairs originating from the decays of various species of single resonances. The full range of multiplicities contribute to each distribution

contributions from the η , ω , ρ and K^{*0} resonances, with much smaller contributions from the η' and ϕ mesons. The contributions of $f_0(980) \rightarrow \pi^+\pi^-$ and $f_2(1270) \rightarrow \pi^+\pi^-$ are insignificant.

References

- W.A. Zajc, Bose–Einstein correlations: from statistics to dynamics. *Adv. Ser. Direct. High Energy Phys.* **2**, 236 (1988)
- N. Suzuki, M. Biyajima, Multiplicity dependence of identical particle correlations in the quantum optical approach. *Phys. Rev. C* **60**, 034903 (1999). [arXiv:hep-ph/9907348](https://arxiv.org/abs/hep-ph/9907348)
- R.M. Weiner, Boson interferometry in high-energy physics. *Phys. Rep.* **327**, 249 (2000)
- W. Kittel, Bose–Einstein correlations in Z fragmentation and other reactions. *Acta Phys. Pol. B* **32**, 3927 (2001). [arXiv:hep-ph/0110088](https://arxiv.org/abs/hep-ph/0110088). <https://www.actaphys.uj.edu.pl/R/32/12/3927/pdf>
- T. Csörgő, Particle interferometry from 40 MeV to 40 TeV. *Acta Phys. Hung. A Heavy Ion Phys.* **15**, 1 (2002). [arXiv:hep-ph/0001233](https://arxiv.org/abs/hep-ph/0001233)
- G. Alexander, Bose–Einstein and Fermi–Dirac interferometry in particle physics. *Rep. Prog. Phys.* **66**, 481 (2003)
- W. Kittel, E. De Wolf, *Soft Multihadron Dynamics* (World Scientific, Singapore, 2005). ISBN:978-981-256-295-1
- M.A. Lisa, S. Pratt, R. Soltz, U. Wiedemann, Femtoscopy in relativistic heavy ion collisions: two decades of progress. *Annu. Rev. Nucl. Part. Sci.* **55**, 357 (2005). [arXiv:nucl-ex/0505014](https://arxiv.org/abs/nucl-ex/0505014)
- R. Hanbury Brown, R.Q. Twiss, A new type of interferometer for use in radio astronomy. *Philos. Mag. Ser. 7* **45**, 663 (1954)
- R. Hanbury Brown, R.Q. Twiss, Correlation between photons in two coherent beams of light. *Nature* **177**, 27 (1956)
- R. Hanbury Brown, R.Q. Twiss, A test of a new type of stellar interferometer on Sirius. *Nature* **178**, 1046 (1956)
- G.I. Kopylov, M.I. Podgoretsky, Correlations of identical particles emitted by highly excited nuclei. *Sov. J. Nucl. Phys.* **15**, 219 (1972)
- G.I. Kopylov, M.I. Podgoretsky, Multiple production and interference of particles emitted by moving sources. *Sov. J. Nucl. Phys.* **18**, 336 (1974)
- E.V. Shuryak, The correlations of identical pions in multibody production. *Phys. Lett. B* **44**, 387 (1973)
- G. Cocconi, Second-order interference as a tool for the determination of hadron fireball dimensions. *Phys. Lett. B* **49**, 459 (1974)
- E. Shuryak, Strongly coupled quark-gluon plasma in heavy ion collisions. *Rev. Mod. Phys.* **89**, 035001 (2017). [arXiv:1412.8393](https://arxiv.org/abs/1412.8393) [hep-ph]
- Yu.M. Sinyukov, V.M. Shapoval, Correlation femtoscopy of small systems. *Phys. Rev. D* **87**, 094024 (2013). [arXiv:1209.1747](https://arxiv.org/abs/1209.1747) [hep-ph]
- Yu.M. Sinyukov, S.V. Akkelin, Iu.A. Karpenko, V.M. Shapoval, Femtoscopy and nonfemtoscopy two-particle correlations in $A + A$ and $p + p$ collisions at RHIC and LHC energies. *Adv. High Energy Phys.* **2013**, 198928 (2013)
- V.M. Shapoval, P. Braun-Munzinger, Iu.A. Karpenko, Yu.M. Sinyukov, Femtoscopy scales in $p + p$ and $p + Pb$ collisions in view of the uncertainty principle. *Phys. Lett. B* **725**, 139 (2013). [arXiv:1304.3815](https://arxiv.org/abs/1304.3815) [hep-ph]
- V.A. Schegelsky, A.D. Martin, M.G. Ryskin, V.A. Khoze, Pomeron universality from identical pion correlations at the LHC. *Phys. Lett. B* **703**, 288 (2011). [arXiv:1101.5520](https://arxiv.org/abs/1101.5520) [hep-ph]
- M.G. Ryskin, V.A. Schegelsky, Gribov–Regge pomeron and hadron structure phenomenology at high energy. *Nucl. Phys. Proc. Suppl.* **219–220**, 10 (2011)
- S. Pratt, Pion interferometry for exploding sources. *Phys. Rev. Lett.* **53**, 1219 (1984)
- A.N. Makhlin, Yu.M. Sinyukov, The hydrodynamics of hadron matter under a pion interferometric microscope. *Z. Phys. C* **39**, 69 (1988)
- G. Alexander, E.K.G. Sarkisian, The many sources effect on the genuine multihadron correlations. *Nucl. Phys. Proc. Suppl.* **92**, 211 (2001)
- P. Bozek, Observation of the collective flow in proton–proton collisions. *Acta Phys. Pol. B* **41**, 837 (2010). [arXiv:0911.2392](https://arxiv.org/abs/0911.2392) [nucl-th]. <https://www.actaphys.uj.edu.pl/R/41/4/837/pdf>
- M.S. Nilsson, L.V. Bravina, E.E. Zabrodin, L.V. Malinina, J. Bleibel, Study of $\pi\pi$ correlations at LHC and RHIC energies in pp collisions within the quark-gluon string model. *Phys. Rev. D* **84**, 054006 (2011). [arXiv:1106.1786](https://arxiv.org/abs/1106.1786) [hep-ph]
- G. Alexander, I. Ben Mordechai, On Bose–Einstein correlations in AA collisions versus energy, transverse mass and momentum. *J. Phys. G* **40**, 125101 (2013)
- ATLAS Collaboration, Two-particle Bose–Einstein correlations in pp collisions at $\sqrt{s} = 0.9$ and 7 TeV measured with the ATLAS detector. *Eur. Phys. J. C* **75**, 466 (2015). [arXiv:1502.07947](https://arxiv.org/abs/1502.07947) [hep-ex]
- ATLAS Collaboration, Femtoscopy with identified charged pions in proton-lead collisions at $\sqrt{s_{NN}} = 5.02$ TeV with ATLAS. *Phys. Rev. C* **96**, 064908 (2017). [arXiv:1704.01621](https://arxiv.org/abs/1704.01621) [hep-ex]
- ALICE Collaboration, Two-pion Bose–Einstein correlations in pp collisions at $\sqrt{s} = 900$ GeV. *Phys. Rev. D* **82**, 052001 (2010). [arXiv:1007.0516](https://arxiv.org/abs/1007.0516) [hep-ex]
- ALICE Collaboration, Femtoscopy of pp collisions at $\sqrt{s} = 0.9$ and 7 TeV at the LHC with two-pion Bose–Einstein correlations. *Phys. Rev. D* **84**, 112004 (2011). [arXiv:1101.3665](https://arxiv.org/abs/1101.3665) [hep-ex]
- ALICE Collaboration, Freeze-out radii extracted from three-pion cumulants in pp, pPb and PbPb collisions at the LHC. *Phys. Lett. B* **739**, 139 (2014). [arXiv:1404.1194](https://arxiv.org/abs/1404.1194) [nucl-ex]
- ALICE Collaboration, Multipion Bose–Einstein correlations in pp , p -Pb, and Pb–Pb collisions at energies available at the CERN Large Hadron Collider. *Phys. Rev. C* **93**, 054908 (2016). [arXiv:1512.08902](https://arxiv.org/abs/1512.08902) [nucl-ex]
- ALICE Collaboration, One-dimensional pion, kaon, and proton femtoscopy in Pb–Pb collisions at $\sqrt{s_{NN}} = 2.76$ TeV. *Phys. Rev. C* **92**, 054908 (2015). [arXiv:1506.07884](https://arxiv.org/abs/1506.07884) [nucl-ex]
- CMS Collaboration, First measurement of Bose–Einstein correlations in proton–proton collisions at $\sqrt{s} = 0.9$ and 2.36 TeV at the LHC. *Phys. Rev. Lett.* **105**, 032001 (2010). [arXiv:1005.3294](https://arxiv.org/abs/1005.3294) [hep-ex]
- CMS Collaboration, Measurement of Bose–Einstein correlations in pp collisions at $\sqrt{s} = 0.9$ and 7 TeV. *JHEP* **05**, 029 (2011). [arXiv:1101.3518](https://arxiv.org/abs/1101.3518) [hep-ex]
- CMS Collaboration, Bose–Einstein correlations in pp , pPb , and $PbPb$ collisions $\sqrt{s_{NN}} = 0.9$ –7 TeV. *Phys. Rev. C* **97**, 064912 (2018). [arXiv:1712.07198](https://arxiv.org/abs/1712.07198) [hep-ex]
- CMS Collaboration, Bose–Einstein correlations of charged hadrons in proton–proton collisions at $\sqrt{s} = 13$ TeV. *JHEP* **03**, 014 (2020). [arXiv:1910.08815](https://arxiv.org/abs/1910.08815) [hep-ex]
- LHCb Collaboration, Bose–Einstein correlations of same-sign charged pions in the forward region in pp collisions at $\sqrt{s} = 7$ TeV. *JHEP* **12**, 025 (2017). [arXiv:1709.01769](https://arxiv.org/abs/1709.01769) [hep-ex]
- A. Bzdak, B. Schenke, P. Tribedy, R. Venugopalan, Initial-state geometry and the role of hydrodynamics in proton–proton, proton–nucleus and deuteron–nucleus collisions. *Phys. Rev. C* **87**, 064906 (2013). [arXiv:1304.3403](https://arxiv.org/abs/1304.3403) [nucl-th]
- ATLAS Collaboration, Study of ordered hadron chains with the ATLAS detector. *Phys. Rev. D* **96**, 092008 (2017). [arXiv:1709.07384](https://arxiv.org/abs/1709.07384) [hep-ex]
- ATLAS Collaboration, The ATLAS experiment at the CERN LHC. *JINST* **3**, S08003 (2008)

43. ATLAS Collaboration, Charged-particle distributions in $\sqrt{s} = 13$ TeV pp interactions measured with the ATLAS detector at the LHC. Phys. Lett. B **758**, 67 (2016). [arXiv:1602.01633](#) [hep-ex]
44. ATLAS Collaboration, Charged-particle distributions at low transverse momentum in $\sqrt{s} = 13$ TeV pp interactions measured with the ATLAS detector at the LHC. Eur. Phys. J. C **76**, 502 (2016). [arXiv:1606.01133](#) [hep-ex]
45. ATLAS Collaboration, Observation of long-range elliptic azimuthal anisotropies in $\sqrt{s} = 13$ and 2.76 TeV pp collisions with the ATLAS detector. Phys. Rev. Lett. **116**, 172301 (2016). [arXiv:1509.04776](#) [hep-ex]
46. M. Deutschmann et al., A study of second-order interference for pions produced in various hadronic interactions. Nucl. Phys. B **204**, 333 (1982)
47. G.A. Kozlov, O.V. Utyuzh, G. Wilk, Z. Wlodarczyk, Some forgotten features of the Bose–Einstein correlations. Phys. Atom. Nucl. **71**, 1502 (2008). [arXiv:0710.3710](#) [hep-ph]
48. ATLAS Collaboration, ATLAS insertable B-layer technical design report. CERN-LHCC-2010-013 (2010). <https://cds.cern.ch/record/1291633>
49. ATLAS Collaboration, ATLAS insertable B-layer technical design report addendum. CERN-LHCC-2012-009 (2012). <https://cds.cern.ch/record/1451888>
50. ATLAS Collaboration, Performance of the ATLAS trigger system in 2015. Eur. Phys. J. C **77**, 317 (2017). [arXiv:1611.09661](#) [hep-ex]
51. ATLAS Collaboration, The ATLAS collaboration software and firmware. ATL-SOFT-PUB-2021-001 (2021). <https://cds.cern.ch/record/2767187>
52. ATLAS Collaboration, Measurement of charged-particle distributions sensitive to the underlying event in $\sqrt{s} = 13$ TeV pp collisions with the ATLAS detector at the LHC. JHEP **03**, 157 (2017). [arXiv:1701.05390](#) [hep-ex]
53. ATLAS Collaboration, Measurements of long-range azimuthal anisotropies and associated Fourier coefficients for pp collisions at $\sqrt{s} = 5.02$ and 13 TeV and pPb collisions at $\sqrt{s_{NN}} = 5.02$ TeV with the ATLAS detector. Phys. Rev. C **96**, 024908 (2017). [arXiv:1609.06213](#) [nucl-ex]
54. ATLAS Collaboration, Performance of the ATLAS track reconstruction algorithms in dense environments in LHC Run 2. Eur. Phys. J. C **77**, 673 (2017). [arXiv:1704.07983](#) [hep-ex]
55. ATLAS Collaboration, Reconstruction of primary vertices at the ATLAS experiment in Run 1 proton–proton collisions at the LHC. Eur. Phys. J. C **77**, 332 (2017). [arXiv:1611.10235](#) [physics.ins-det]
56. ATLAS Collaboration, Characterization of interaction-point beam parameters using the pp event-vertex distribution reconstructed in the ATLAS detector at the LHC. ATLAS-CONF-2010-027 (2010). <https://cds.cern.ch/record/1277659>
57. ATLAS Collaboration, Charged-particle multiplicities in pp interactions measured with the ATLAS detector at the LHC. New J. Phys. **13**, 053033 (2011). [arXiv:1012.5104](#) [hep-ex]
58. T. Sjöstrand, S. Mrenna, P.Z. Skands, A brief introduction to PYTHIA 8.1. Comput. Phys. Commun. **178**, 852 (2008). [arXiv:0710.3820](#) [hep-ph]
59. ATLAS Collaboration, Further ATLAS tunes of PYTHIA6 and Pythia8. ATL-PHYS-PUB-2011-014 (2011). <https://cds.cern.ch/record/1400677>
60. A.D. Martin, W.J. Stirling, R.S. Thorne, G. Watt, Parton distributions for the LHC. Eur. Phys. J. C **63**, 189 (2009). [arXiv:0901.0002](#) [hep-ph]
61. R. Corke, T. Sjöstrand, Interleaved parton showers and tuning prospects. JHEP **03**, 032 (2011). [arXiv:1011.1759](#) [hep-ph]
62. ATLAS Collaboration, The ATLAS simulation infrastructure. Eur. Phys. J. C **70**, 823 (2010). [arXiv:1005.4568](#) [physics.ins-det]
63. S. Agostinelli et al., Geant4—a simulation toolkit. Nucl. Instrum. Methods A **506**, 250 (2003)
64. P. Skands, S. Carrazza, J. Rojo, Tuning PYTHIA 8.1: the Monash 2013 tune. Eur. Phys. J. C **74**, 3024 (2014). [arXiv:1404.5630](#) [hep-ph]
65. K. Werner, Iu. Karpenko, T. Pierog, M. Bleicher, K. Mikhailov, Evidence for hydrodynamic evolution in proton–proton scattering at 900 GeV. Phys. Rev. C **83**, 044915 (2011). [arXiv:1010.0400](#) [nucl-th]
66. M. Bähr et al., Herwig++ physics and manual. Eur. Phys. J. C **58**, 639 (2008). [arXiv:0803.0883](#) [hep-ph]
67. S. Gieseke, C. Röhr, A. Siódmok, Colour reconnections in Herwig++. Eur. Phys. J. C **72**, 2225 (2012). [arXiv:1206.0041](#) [hep-ph]
68. R.D. Ball et al., Parton distributions with LHC data. Nucl. Phys. B **867**, 244 (2013). [arXiv:1207.1303](#) [hep-ph]
69. V.N. Gribov, A Reggeon diagram technique. Sov. Phys. JETP **26**, 414 (1968)
70. T. Pierog, Iu. Karpenko, J.M. Katzy, E. Yatsenko, K. Werner, EPOS LHC: test of collective hadronization with data measured at the CERN Large Hadron Collider. Phys. Rev. C **92**, 034906 (2015). [arXiv:1306.0121](#) [hep-ph]
71. M. Gyulassy, S.K. Kauffmann, L.W. Wilson, Pion interferometry of nuclear collisions. 1. Theory. Phys. Rev. C **20**, 2267 (1979), ed. by R.M. Weiner
72. S. Pratt, Coherence and Coulomb effects on pion interferometry. Phys. Rev. D **33**, 72 (1986)
73. I. Juricic et al., Bose–Einstein correlations in e^+e^- collisions. Phys. Rev. D **39**, 1 (1989)
74. B. Tomasik, U.A. Wiedemann, Central and noncentral HBT from AGS to RHIC, in *Quark-Gluon Plasma*, vol. 3, ed. by R.C. Hwa, X.-N. Wang (World Scientific, Singapore, 2004). CERN-TH-2002-214
75. G.I. Kopylov, Like particle correlations as a tool to study the multiple production mechanism. Phys. Lett. B **50**, 472 (1974)
76. P. Grassberger, Interference effects from inclusive resonance production. Nucl. Phys. B **120**, 231 (1977)
77. M. Gyulassy, S.S. Padula, Implications of pion interferometry for O + Au at 200 A/GeV. Phys. Lett. B **217**, 181 (1989)
78. S.S. Padula, M. Gyulassy, Pion interferometry of O + Au at 200 A/GeV. Nucl. Phys. A **498**, 555C (1989)
79. K. Kulka, B. Lörstard, Pion interferometry reinvestigated for pp and $p\bar{p}$ interactions at the ISR. Z. Phys. C **45**, 581 (1990)
80. M.G. Bowler, Extended sources, final state interactions and Bose–Einstein correlations. 2. Resonances and multiparticle rescattering. Z. Phys. C **46**, 305 (1990)
81. R. Lednicky, T.B. Progulova, Influence of resonances on Bose–Einstein correlations of identical pions. Z. Phys. C **55**, 295 (1992)
82. S.S. Padula, M. Gyulassy, Pion interferometry and resonances in pp and AA collisions. Nucl. Phys. A **544**, 537 (1992)
83. R.M. Weiner, Introduction to Bose–Einstein correlations and subatomic interferometry. (Wiley, Chichester, 2000)
84. P.A. Zyla et al., Review of particle physics. Prog. Theor. Exp. Phys. **2020**, 083C01 (2020)
85. ATLAS Collaboration, ATLAS computing acknowledgements. ATL-SOFT-PUB-2021-003 (2021). <https://cds.cern.ch/record/2776662>

ATLAS Collaboration

G. Aad¹⁰², B. Abbott¹²⁹, D. C. Abbott¹⁰³, A. Abed Abud^{71a,71b}, K. Abeling⁵³, D. K. Abhayasinghe⁹⁴, S. H. Abidi¹⁶⁸, O. S. AbouZeid⁴⁰, N. L. Abraham¹⁵⁷, H. Abramowicz¹⁶², H. Abreu¹⁶¹, Y. Abulaiti⁶, B. S. Acharya^{67a,67b,p}, B. Achkar⁵³, S. Adachi¹⁶⁴, L. Adam¹⁰⁰, C. Adam Bourdarios⁶⁵, L. Adamczyk^{84a}, L. Adamek¹⁶⁸, J. Adelman¹²¹, M. Adersberger¹¹⁴, A. Adiguzel^{12c.am}, S. Adorni⁵⁴, T. Adye¹⁴⁴, A. A. Affolder¹⁴⁶, Y. Afik¹⁶¹, C. Agapopoulou⁶⁵, M. N. Agaras³⁸, A. Aggarwal¹¹⁹, C. Agheorghiesei^{27c}, J. A. Aguilar-Saavedra^{140a,140f,al}, F. Ahmadov^{80.aj}, W. S. Ahmed¹⁰⁴, X. Ai¹⁸, G. Aielli^{74a,74b}, S. Akatsuka⁸⁶, T. P. A. Åkesson⁹⁷, E. Akilli⁵⁴, A. V. Akimov¹¹¹, K. Al Khoury⁶⁵, G. L. Alberghi^{23b}, J. Albert¹⁷⁷, M. J. Alconada Verzini¹⁶², S. Alderweireldt³⁶, M. Aleksa³⁶, I. N. Aleksandrov⁸⁰, C. Alexa^{27b}, D. Alexandre¹⁹, T. Alexopoulos¹⁰, A. Alfonsi¹²⁰, M. Alhroob¹²⁹, B. Ali¹⁴², G. Alimonti^{69a}, J. Alison³⁷, S. P. Alkire¹⁴⁹, C. Allaire⁶⁵, B. M. M. Allbrooke¹⁵⁷, B. W. Allen¹³², P. P. Allport²¹, A. Aloisio^{70a,70b}, A. Alonso⁴⁰, F. Alonso⁸⁹, C. Alpigiani¹⁴⁹, A. A. Alshehri⁵⁷, M. Alvarez Estevez⁹⁹, D. Álvarez Piqueras¹⁷⁵, M. G. Alvigi^{70a,70b}, Y. Amaral Coutinho^{81b}, A. Ambler¹⁰⁴, L. Ambroz¹³⁵, C. Amelung²⁶, D. Amidei¹⁰⁶, S. P. Amor Dos Santos^{140a}, S. Amoroso⁴⁶, C. S. Amrouche⁵⁴, F. An⁷⁹, C. Anastopoulos¹⁵⁰, N. Andari¹⁴⁵, T. Andeen¹¹, C. F. Anders^{61b}, J. K. Anders²⁰, A. Andreazza^{69a,69b}, V. Andrei^{61a}, C. R. Anelli¹⁷⁷, S. Angelidakis³⁸, A. Angerami³⁹, A. V. Anisenkov^{122a,122b}, A. Annovi^{72a}, C. Antel^{61a}, M. T. Anthony¹⁵⁰, M. Antonelli⁵¹, D. J. A. Antrim¹⁷², F. Anulli^{73a}, M. Aoki⁸², J. A. Aparisi Pozo¹⁷⁵, L. Aperio Bella³⁶, G. Arabidze¹⁰⁷, J. P. Araque^{140a}, V. Araujo Ferraz^{81b}, R. Araujo Pereira^{81b}, C. Arcangeletti⁵¹, A. T. H. Arce⁴⁹, F. A. Arduh⁸⁹, J.-F. Arguin¹¹⁰, S. Argyropoulos⁷⁸, J.-H. Arling⁴⁶, A. J. Armbruster³⁶, A. Armstrong¹⁷², O. Arnaez¹⁶⁸, H. Arnold¹²⁰, G. Artoni¹³⁵, S. Artz¹⁰⁰, S. Asai¹⁶⁴, N. A. Asbah⁵⁹, E. M. Asimakopoulou¹⁷³, L. Asquith¹⁵⁷, K. Assamagan²⁹, R. Astalos^{28a}, R. J. Atkin^{33a}, M. Atkinson¹⁷⁴, N. B. Atlay¹⁹, H. Atmani⁶⁵, K. Augsten¹⁴², G. Avolio³⁶, R. Avramidou^{60a}, M. K. Ayoub^{15a}, A. M. Azoulay^{169b}, G. Azeulos^{110.az}, M. J. Baca²¹, H. Bachacou¹⁴⁵, K. Bachas^{68a,68b}, M. Backes¹³⁵, F. Backman^{45a,45b}, P. Bagnaia^{73a,73b}, H. Bahrasemani¹⁵³, A. J. Bailey¹⁷⁵, V. R. Bailey¹⁷⁴, J. T. Baines¹⁴⁴, M. Bajic⁴⁰, C. Bakalis¹⁰, O. K. Baker¹⁸⁴, P. J. Bakker¹²⁰, D. Bakshi Gupta⁸, S. Balaji¹⁵⁸, E. M. Baldin^{122a,122b}, P. Balek¹⁸¹, F. Balli¹⁴⁵, W. K. Balunas¹³⁵, J. Balz¹⁰⁰, E. Banas⁸⁵, A. Bandyopadhyay²⁴, Sw. Banerjee^{182.j}, A. A. E. Bannoura¹⁸³, L. Barak¹⁶², W. M. Barbe³⁸, E. L. Barberio¹⁰⁵, D. Barberis^{55a,55b}, M. Barbero¹⁰², T. Barillari¹¹⁵, M.-S. Barisits³⁶, J. Barkeloo¹³², T. Barklow¹⁵⁴, R. Barnea¹⁶¹, S. L. Barnes^{60c}, B. M. Barnett¹⁴⁴, R. M. Barnett¹⁸, Z. Barnovska-Blenessy^{60a}, A. Baroncelli^{60a}, G. Barone²⁹, A. J. Barr¹³⁵, L. Barranco Navarro^{45a,45b}, F. Barreiro⁹⁹, J. Barreiro Guimarães da Costa^{15a}, S. Barsov¹³⁸, R. Bartoldus¹⁵⁴, G. Bartolini¹⁰², A. E. Barton⁹⁰, P. Bartos^{28a}, A. Basalae⁴⁶, A. Bassalat^{65.at}, R. L. Bates⁵⁷, S. J. Batista¹⁶⁸, S. Batlamous^{35e}, J. R. Batley³², B. Batool¹⁵², M. Battaglia¹⁴⁶, M. Bauce^{73a,73b}, F. Bauer^{145,*}, K. T. Bauer¹⁷², H. S. Bawa^{31.n}, J. B. Beacham⁴⁹, T. Beau¹³⁶, P. H. Beauchemin¹⁷¹, F. Becherer⁵², P. Bechtel²⁴, H. C. Beck⁵³, H. P. Beck^{20.1}, K. Becker⁵², M. Becker¹⁰⁰, C. Becot⁴⁶, A. Beddall^{12d}, A. J. Beddall^{12a}, V. A. Bednyakov⁸⁰, M. Bedognetti¹²⁰, C. P. Bee¹⁵⁶, T. A. Beermann⁷⁷, M. Begalli^{81b}, M. Begel²⁹, A. Behara¹⁵⁶, J. K. Behr⁴⁶, F. Beisiegel²⁴, A. S. Bell⁹⁵, G. Bella¹⁶², L. Bellagamba^{23b}, A. Bellerive³⁴, P. Bellos⁹, K. Beloborodov^{122a,122b}, K. Belotskiy¹¹², N. L. Belyaev¹¹², D. Benchechroun^{35a}, N. Benekos¹⁰, Y. Benhamou¹⁶², D. P. Benjamin⁶, M. Benoit⁵⁴, J. R. Bensinger²⁶, S. Bentvelsen¹²⁰, L. Beresford¹³⁵, M. Beretta⁵¹, D. Berge⁴⁶, E. Bergeas Kuutmann¹⁷³, N. Berger⁵, B. Bergmann¹⁴², L. J. Bergsten²⁶, J. Beringer¹⁸, S. Berlendis⁷, N. R. Bernard¹⁰³, G. Bernardi¹³⁶, C. Bernius¹⁵⁴, F. U. Bernlochner²⁴, T. Berry⁹⁴, P. Berta¹⁰⁰, C. Bertella^{15a}, I. A. Bertram⁹⁰, G. J. Besjes⁴⁰, O. Bessidskaia Bylund¹⁸³, N. Besson¹⁴⁵, A. Bethani¹⁰¹, S. Bethke¹¹⁵, A. Betti²⁴, A. J. Bevan⁹³, J. Beyer¹¹⁵, R. Bi¹³⁹, R. M. Bianchi¹³⁹, O. Biebel¹¹⁴, D. Biedermann¹⁹, R. Bielski³⁶, K. Bierwagen¹⁰⁰, N. V. Biesuz^{72a,72b}, M. Biglietti^{75a}, T. R. V. Billoud¹¹⁰, M. Bindi⁵³, A. Bingul^{12d}, C. Bini^{73a,73b}, S. Biondi^{23a,23b}, M. Birman¹⁸¹, T. Bisanz⁵³, J. P. Biswal¹⁶², D. Biswas¹⁸², A. Bitadze¹⁰¹, C. Bittrich⁴⁸, K. Björke¹³⁴, K. M. Black²⁵, T. Blazek^{28a}, I. Bloch⁴⁶, C. Blocker²⁶, A. Blue⁵⁷, U. Blumenschein⁹³, G. J. Bobbink¹²⁰, V. S. Bobrovnikov^{122a,122b}, S. S. Bocchetta⁹⁷, A. Bocci⁴⁹, D. Bogavac¹⁴, A. G. Bogdanchikov^{122a,122b}, C. Bohm^{45a}, V. Boisvert⁹⁴, P. Bokan⁵³, T. Bold^{84a}, A. S. Boldyrev¹¹³, A. E. Bolz^{61b}, M. Bomben¹³⁶, M. Bona⁹³, J. S. Bonilla¹³², M. Boonekamp¹⁴⁵, H. M. Borecka-Bielska⁹¹, A. Borisov¹²³, G. Borissov⁹⁰, J. Bortfeldt³⁶, D. Bortoletto¹³⁵, V. Bortolotto^{74a,74b}, D. Boscherini^{23b}, M. Bosman¹⁴, J. D. Bossio Sola¹⁰⁴, K. Bouaouda^{35a}, J. Boudreau¹³⁹, E. V. Bouhova-Thacker⁹⁰, D. Boumediene³⁸, S. K. Boutle⁵⁷, A. Boveia¹²⁷, J. Boyd³⁶, D. Boye^{33b.au}, I. R. Boyko⁸⁰, A. J. Bozson⁹⁴



































































































J. Bracinik²¹, N. Brahimi¹⁰², G. Brandt¹⁸³, O. Brandt³², F. Braren⁴⁶, B. Brau¹⁰³, J. E. Brau¹³², W. D. Breading Madden⁵⁷, K. Brendlinger⁴⁶, L. Brenner⁴⁶, R. Brenner¹⁷³, S. Bressler¹⁸¹, B. Brickwedde¹⁰⁰, D. L. Briglin²¹, D. Britton⁵⁷, D. Britzger¹¹⁵, I. Brock²⁴, R. Brock¹⁰⁷, G. Brooijmans³⁹, W. K. Brooks^{147b}, E. Brost¹²¹, J. H. Broughton²¹, P. A. Bruckman de Renstrom⁸⁵, D. Bruncko^{28b}, A. Bruni^{23b}, G. Bruni^{23b}, L. S. Bruni¹²⁰, S. Bruno^{74a,74b}, B. H. Brunt³², M. Bruschi^{23b}, N. Bruscano¹³⁹, P. Bryant³⁷, L. Bryngemark⁹⁷, T. Buanes¹⁷, Q. Buat³⁶, P. Buchholz¹⁵², A. G. Buckley⁵⁷, I. A. Budagov⁸⁰, M. K. Bugge¹³⁴, F. Bühner⁵², O. Bulekov¹¹², T. J. Burch¹²¹, S. Burdin⁹¹, C. D. Burgard¹²⁰, A. M. Burger¹³⁰, B. Burghgrave⁸, J. T. P. Burr⁴⁶, J. C. Burzynski¹⁰³, V. Büscher¹⁰⁰, E. Buschmann⁵³, P. J. Bussey⁵⁷, J. M. Butler²⁵, C. M. Buttar⁵⁷, J. M. Butterworth⁹⁵, P. Butti³⁶, W. Buttinger³⁶, A. Buzatu¹⁵⁹, A. R. Buzykaev^{122a,122b}, G. Cabras^{23a,23b}, S. Cabrera Urbán¹⁷⁵, D. Caforio⁵⁶, H. Cai¹⁷⁴, V. M. M. Cairo¹⁵⁴, O. Cakir^{4a}, N. Calace³⁶, P. Calafiura¹⁸, A. Calandri¹⁰², G. Calderini¹³⁶, P. Calfayan⁶⁶, G. Callea⁵⁷, L. P. Caloba^{81b}, S. Calvente Lopez⁹⁹, D. Calvet³⁸, S. Calvet³⁸, T. P. Calvet¹⁵⁶, M. Calvetti^{72a,72b}, R. Camacho Toro¹³⁶, S. Camarda³⁶, D. Camarero Munoz⁹⁹, P. Camarri^{74a,74b}, D. Cameron¹³⁴, R. Caminal Armadans¹⁰³, C. Camincher³⁶, S. Campana³⁶, M. Campanelli⁹⁵, A. Camplani⁴⁰, A. Campoverde¹⁵², V. Canale^{70a,70b}, A. Canesse¹⁰⁴, M. Cano Bret^{60c}, J. Cantero¹³⁰, T. Cao¹⁶², Y. Cao¹⁷⁴, M. D. M. Capeans Garrido³⁶, M. Capua^{41b,41a}, R. Cardarelli^{74a}, F. Cardillo¹⁵⁰, G. Carducci^{41a,41b}, I. Carli¹⁴³, T. Carli³⁶, G. Carlino^{70a}, B. T. Carlson¹³⁹, L. Carminati^{69a,69b}, R. M. D. Carney^{45a,45b}, S. Caron¹¹⁹, E. Carquin^{147b}, S. Carrá⁴⁶, J. W. S. Carter¹⁶⁸, M. P. Casado^{14.e}, A. F. Casha¹⁶⁸, D. W. Casper¹⁷², R. Castelijm¹²⁰, F. L. Castillo¹⁷⁵, V. Castillo Gimenez¹⁷⁵, N. F. Castro^{140a,140e}, A. Catinaccio³⁶, J. R. Catmore¹³⁴, A. Cattai³⁶, J. Caudron²⁴, V. Cavaliere²⁹, E. Cavallaro¹⁴, V. Cavasinni^{72a,72b}, E. Celebi^{12b}, L. Cerda Alberich¹⁷⁵, K. Cerny¹³¹, A. S. Cerqueira^{81a}, A. Cerri¹⁵⁷, L. Cerrito^{74a,74b}, F. Cerutti¹⁸, A. Cervelli^{23b}, S. A. Cetin^{12b}, Z. Chadi^{35a}, D. Chakraborty¹²¹, S. K. Chan⁵⁹, W. S. Chan¹²⁰, W. Y. Chan⁹¹, J. D. Chapman³², B. Chargeishvili^{160b}, D. G. Charlton²¹, T. P. Charman⁹³, C. C. Chau³⁴, S. Che¹²⁷, A. Chegwidien¹⁰⁷, S. Chekanov⁶, S. V. Chekulaev^{169a}, G. A. Chelkov^{80.ar}, M. A. Chelstowska³⁶, B. Chen⁷⁹, C. Chen^{60a}, C. H. Chen⁷⁹, H. Chen²⁹, J. Chen^{60a}, J. Chen³⁹, S. Chen¹³⁷, S. J. Chen^{15c}, X. Chen^{15b,ay}, Y. Chen⁸³, Y.-H. Chen⁴⁶, H. C. Cheng^{63a}, H. J. Cheng^{15a}, A. Cheplakov⁸⁰, E. Cheremushkina¹²³, R. Cherkaoui El Moursli^{35e}, E. Cheu⁷, K. Cheung⁶⁴, T. J. A. Chevaléras¹⁴⁵, L. Chevalier¹⁴⁵, V. Chiarella⁵¹, G. Chiarelli^{72a}, G. Chiodini^{68a}, A. S. Chisholm^{21,36}, A. Chitan^{27b}, I. Chiu¹⁶⁴, Y. H. Chiu¹⁷⁷, M. V. Chizhov⁸⁰, K. Choi⁶⁶, A. R. Chomont^{73a,73b}, S. Chouridou¹⁶³, Y. S. Chow¹²⁰, M. C. Chu^{63a}, X. Chu^{15a,15d}, J. Chudoba¹⁴¹, A. J. Chuinard¹⁰⁴, J. J. Chwastowski⁸⁵, L. Chytka¹³¹, K. M. Ciesla⁸⁵, D. Cinca⁴⁷, V. Cindro⁹², I. A. Cioara^{27b}, A. Ciochio¹⁸, F. Ciroto^{70a,70b}, Z. H. Citron^{181.1}, M. Citterio^{69a}, D. A. Ciubotaru^{27b}, B. M. Ciungu¹⁶⁸, A. Clark⁵⁴, M. R. Clark³⁹, P. J. Clark⁵⁰, C. Clement^{45a,45b}, Y. Coadou¹⁰², M. Cobal^{67a,67c}, A. Coccaro^{55b}, J. Cochran⁷⁹, H. Cohen¹⁶², A. E. C. Coimbra³⁶, L. Colasurdo¹¹⁹, B. Cole³⁹, A. P. Colijn¹²⁰, J. Collot⁵⁸, P. Conde Muñio^{140a.f}, E. Coniavitis⁵², S. H. Connell^{33b}, I. A. Connelly⁵⁷, S. Constantinescu^{27b}, F. Conventi^{70a,ba}, A. M. Cooper-Sarkar¹³⁵, F. Cormier¹⁷⁶, K. J. R. Cormier¹⁶⁸, L. D. Corpe⁹⁵, M. Corradi^{73a,73b}, E. E. Corrigan⁹⁷, F. Corriveau^{104,ah}, M. J. Costa¹⁷⁵, F. Costanza⁵, D. Costanzo¹⁵⁰, G. Cowan⁹⁴, J. W. Cowley³², J. Crane¹⁰¹, K. Cranmer¹²⁵, S. J. Crawley⁵⁷, R. A. Creager¹³⁷, S. Crépe-Renaudin⁵⁸, F. Crescioli¹³⁶, M. Cristinziani²⁴, V. Croft¹²⁰, G. Crosetti^{41a,41b}, A. Cueto⁵, T. Cuhadar Donszelmann¹⁵⁰, A. R. Cukierman¹⁵⁴, S. Czekerda⁸⁵, P. Czodrowski³⁶, M. J. Da Cunha Sargedas De Sousa^{60b}, J. V. Da Fonseca Pinto^{81b}, C. Da Via¹⁰¹, W. Dabrowski^{84a}, T. Dado^{28a}, S. Dahbi^{35e}, T. Dai¹⁰⁶, C. Dallapiccola¹⁰³, M. Dam⁴⁰, G. D'amen^{23a,23b}, V. D'Amico^{75a,75b}, J. Damp¹⁰⁰, J. R. Dandoy¹³⁷, M. F. Daneri³⁰, N. P. Dang^{182.j}, N. S. Dann¹⁰¹, M. Danninger¹⁷⁶, V. Dao³⁶, G. Darbo^{55b}, O. Dartsis⁵, A. Dattagupta¹³², T. Daubney⁴⁶, S. D'Auria^{69a,69b}, W. Davey²⁴, C. David⁴⁶, T. Davidek¹⁴³, D. R. Davis⁴⁹, I. Dawson¹⁵⁰, K. De⁸, R. De Asmundis^{70a}, M. De Beurs¹²⁰, S. De Castro^{23a,23b}, S. De Cecco^{73a,73b}, N. De Groot¹¹⁹, P. de Jong¹²⁰, H. De la Torre¹⁰⁷, A. De Maria^{15c}, D. De Pedis^{73a}, A. De Salvo^{73a}, U. De Sanctis^{74a,74b}, M. De Santis^{74a,74b}, A. De Santo¹⁵⁷, K. De Vasconcelos Corga¹⁰², J. B. De Vivie De Regie⁶⁵, C. Debenedetti¹⁴⁶, D. V. Dedovich⁸⁰, A. M. Deiana⁴², M. Del Gaudio^{41a,41b}, J. Del Peso⁹⁹, Y. Delabat Diaz⁴⁶, D. Delgove⁶⁵, F. Deliot^{145.s}, C. M. Delitzsch⁷, M. Della Pietra^{70a,70b}, D. Della Volpe⁵⁴, A. Dell'Acqua³⁶, L. Dell'Asta^{74a,74b}, M. Delmastro⁵, C. Delporte⁶⁵, P. A. Delsart⁵⁸, D. A. DeMarco¹⁶⁸, S. Demers¹⁸⁴, M. Demichev⁸⁰, G. Demontigny¹¹⁰, S. P. Denisov¹²³, D. Denysiuk¹²⁰, L. D'Eramo¹³⁶, D. Derendarz⁸⁵, J. E. Derkaoui^{35d}, F. Derue¹³⁶, P. Dervan⁹¹, K. Desch²⁴, C. Deterre⁴⁶, K. Dette¹⁶⁸, C. Deutsch²⁴, M. R. Devesa³⁰, P. O. Deviveiros³⁶, A. Dewhurst¹⁴⁴, S. Dhaliwal²⁶, F. A. Di Bello⁵⁴, A. Di Ciaccio^{74a,74b}, L. Di Ciaccio⁵, W. K. Di Clemente¹³⁷, C. Di Donato^{70a,70b}, A. Di Girolamo³⁶, G. Di Gregorio^{72a,72b}

B. Di Micco^{75a,75b} , R. Di Nardo¹⁰³ , K. F. Di Petrillo⁵⁹ , R. Di Sipio¹⁶⁸ , D. Di Valentino³⁴ , C. Diaconu¹⁰² , F. A. Dias⁴⁰ , T. Dias Do Vale^{140a} , M. A. Diaz^{147a} , J. Dickinson¹⁸ , E. B. Diehl¹⁰⁶ , J. Dietrich¹⁹ , S. Díez Cornell⁴⁶ , A. Dimitrievska¹⁸ , W. Ding^{15b} , J. Dingfelder²⁴ , F. Dittus³⁶ , F. Djama¹⁰² , T. Djobava^{160b} , J. I. Djuvsland¹⁷ , M. A. B. Do Vale¹⁴⁸ , M. Dobre^{27b} , D. Dodsworth²⁶ , C. Doglioni⁹⁷ , J. Dolejsi¹⁴³ , Z. Dolezal¹⁴³ , M. Donadelli^{81c} , B. Dong^{60c} , J. Donini³⁸ , A. D'onofrio⁹³ , M. D'Onofrio⁹¹ , J. Dopke¹⁴⁴ , A. Doria^{70a} , M. T. Dova⁸⁹ , A. T. Doyle⁵⁷ , E. Drechsler¹⁵³ , E. Dreyer¹⁵³ , T. Dreyer⁵³ , A. S. Drobac¹⁷¹ , Y. Duan^{60b} , F. Dubinin¹¹¹ , M. Dubovsky^{28a} , A. Dubreuil⁵⁴ , E. Duchovni¹⁸¹ , G. Duckeck¹¹⁴ , A. Ducourthial¹³⁶ , O. A. Ducu¹¹⁰ , D. Duda¹¹⁵ , A. Dudarev³⁶ , A. C. Dudder¹⁰⁰ , E. M. Duffield¹⁸ , L. Duflot⁶⁵ ,
M. Dührssen³⁶ , C. Dülsen¹⁸³ , M. Dumancic¹⁸¹ , A. E. Dumitriu^{27b} , A. K. Duncan⁵⁷ , M. Dunford^{61a} , A. Duperrin¹⁰² , H. Duran Yildiz^{4a} , M. Düren⁵⁶ , A. Durglishvili^{160b} , D. Duschinger⁴⁸ , B. Dutta⁴⁶ , D. Duvnjak¹ , B. L. Dwyer¹²¹ , G. I. Dyckes¹³⁷ , M. Dyndal³⁶ , S. Dysch¹⁰¹ , B. S. Dziedzic⁸⁵ , K. M. Ecker¹¹⁵ , R. C. Edgar¹⁰⁶ , M. G. Eggleston⁴⁹ , T. Eifert³⁶ , G. Eigen¹⁷ , K. Einsweiler¹⁸ , T. Ekelof¹⁷³ , H. El Jarrari^{35e} , M. El Kacimi^{35c} , R. El Kosseifi¹⁰² , V. Ellajosyula¹⁷³ , M. Ellert¹⁷³ , F. Ellinghaus¹⁸³ , A. A. Elliot⁹³ , N. Ellis³⁶ , J. Elmsheuser²⁹ , M. Elsing³⁶ , D. Emeliyanov¹⁴⁴ , A. Emerman³⁹ , Y. Enari¹⁶⁴ , M. B. Epland⁴⁹ , J. Erdmann⁴⁷ , A. Ereditato²⁰ , M. Errenst³⁶ , M. Escalier⁶⁵ , C. Escobar¹⁷⁵ , O. Estrada Pastor¹⁷⁵ , E. Etzion¹⁶² , H. Evans⁶⁶ , A. Ezhilov¹³⁸ , F. Fabbri⁵⁷ , L. Fabbri^{23a,23b} , V. Fabiani¹¹⁹ , G. Facini⁹⁵ , R. M. Faisca
Rodrigues Pereira^{140a} , R. M. Fakhruddinov¹²³ , S. Falciano^{73a} , P. J. Falke⁵ , S. Falke⁵ , J. Faltova¹⁴³ , Y. Fang^{15a} , Y. Fang^{15a} , G. Fanourakis⁴⁴ , M. Fanti^{69a,69b} , M. Faraj^{67a,67c,v} , A. Farbin⁸ , A. Farilla^{75a} , E. M. Farina^{71a,71b} , T. Farooque¹⁰⁷ , S. Farrell¹⁸ , S. M. Farrington⁵⁰ , P. Farthouat³⁶ , F. Fassi^{35e} , P. Fassnacht³⁶ , D. Fassouliotis⁹ , M. Fauci Giannelli⁵⁰ , W. J. Fawcett³² , L. Fayard⁶⁵ , O. L. Fedin^{138,9} , W. Fedorko¹⁷⁶ , M. Feickert⁴² , S. Feigl¹³⁴ , L. Feligioni¹⁰² , A. Fell¹⁵⁰ , C. Feng^{60b} , E. J. Feng³⁶ , M. Feng⁴⁹ , M. J. Fenton⁵⁷ , A. B. Fenyuk¹²³ , J. Ferrando⁴⁶ , A. Ferrante¹⁷⁴ , A. Ferrari¹⁷³ , P. Ferrari¹²⁰ , R. Ferrari^{71a} , D. E. Ferreira de Lima^{61b} , A. Ferrer¹⁷⁵ , D. Ferrere⁵⁴ , C. Ferretti¹⁰⁶ , F. Fiedler¹⁰⁰ , A. Filipčić⁹² , F. Filthaut¹¹⁹ , K. D. Finelli²⁵ , M. C. N. Fiolhais^{140a,140c,a} , L. Fiorini¹⁷⁵ , F. Fischer¹¹⁴ , W. C. Fisher¹⁰⁷

, I. Fleck¹⁵² , P. Fleischmann¹⁰⁶ , R. R. M. Fletcher¹³⁷ , T. Flick¹⁸³ , B. M. Flierl¹¹⁴ , L. Flores¹³⁷ , L. R. Flores Castillo^{63a} , F. M. Follega^{76a,76b} , N. Fomin¹⁷ , J. H. Foo¹⁶⁸ , G. T. Forcolin^{76a,76b} , A. Formica¹⁴⁵ , F. A. Förster¹⁴ , A. C. Forti¹⁰¹ , A. G. Foster²¹ , M. G. Foti¹³⁵ , D. Fournier⁶⁵ , H. Fox⁹⁰ , P. Francavilla^{72a,72b} , S. Francescato^{73a,73b} , M. Franchini^{23a,23b} , S. Franchino^{61a} , D. Francis³⁶ , L. Franconi²⁰ , M. Franklin⁵⁹ , A. N. Fray⁹³ , B. Freund¹¹⁰ , W. S. Freund^{81b} , E. M. Freundlich⁴⁷ , D. C. Frizzell¹²⁹ , D. Froidevaux³⁶ , J. A. Frost¹³⁵ , C. Fukunaga¹⁶⁵ , E. Fullana Torregrosa¹⁷⁵ , E. Fumagalli^{55a,55b} , T. Fusayasu¹¹⁶ , J. Fuster¹⁷⁵ , A. Gabrielli^{23a,23b} , A. Gabrielli¹⁸ , G. P. Gach^{84a} , S. Gadatsch⁵⁴ , P. Gadow¹¹⁵ , G. Gagliardi^{55a,55b} , L. G. Gagnon¹¹⁰ , C. Galea^{27b} , B. Galhardo^{140a} , G. E. Gallardo¹³⁵ , E. J. Gallas¹³⁵ , B. J. Gallop¹⁴⁴ , G. Galster⁴⁰ , R. Gamboa Goni⁹³ , K. K. Gan¹²⁷

, S. Ganguly¹⁸¹ , J. Gao^{60a} , Y. Gao⁵⁰ , Y. S. Gao^{31,n} , C. García¹⁷⁵ , J. E. García Navarro¹⁷⁵ , J. A. García Pascual^{15a} , C. Garcia-Argos⁵² , M. Garcia-Sciveres¹⁸ , R. W. Gardner³⁷ , S. Gargiulo⁵² , V. Garonne¹³⁴ , A. Gaudiello^{55a,55b} , G. Gaudio^{71a} , I. L. Gavrilenko¹¹¹ , A. Gavriyuk¹²⁴ , C. Gay¹⁷⁶ , G. Gaycken⁴⁶ , E. N. Gazis¹⁰ , A. A. Geanta^{27b} , C. N. P. Gee¹⁴⁴ , J. Geisen⁵³ , M. Geisen¹⁰⁰ , M. P. Geisler^{61a} , C. Gemme^{55b} , M. H. Genest⁵⁸ , C. Geng¹⁰⁶ , S. Gentile^{73a,73b} , S. George⁹⁴ , T. Geralis⁴⁴ , L. O. Gerlach⁵³ , P. Gessinger-Befurt¹⁰⁰ , G. Gessner⁴⁷ , S. Ghasemi¹⁵² , M. Ghasemi Bostanabad¹⁷⁷ , A. Ghosh⁶⁵ , A. Ghosh⁷⁸ , B. Giacobbe^{23b} , S. Giagu^{73a,73b} , N. Giangiacomi^{23a,23b} , P. Giannetti^{72a} , A. Giannini^{70a,70b} , G. Giannini¹⁴ , S. M. Gibson⁹⁴ , M. Gignac¹⁴⁶ , D. Gillberg³⁴ , G. Gilles¹⁸³ , D. M. Gingrich^{3,az} , M. P. Giordani^{67a,67c} , F. M. Giorgi^{23b} , P. F. Giraud¹⁴⁵ , G. Giugliarelli^{67a,67c}

, D. Giugni^{69a} , F. Giuli^{74a,74b} , S. Gkaitatzis¹⁶³ , I. Gkialas^{9,h} , E. L. Gkoukousis¹⁴ , P. Gkoutoumis¹⁰ , L. K. Gladilin¹¹³ , C. Glasman⁹⁹ , J. Glatzer¹⁴ , P. C. F. Glaysher⁴⁶ , A. Glazov⁴⁶ , M. Goblirsch-Kolb²⁶ , S. Goldfarb¹⁰⁵ , T. Golling⁵⁴ , D. Golubkov¹²³ , A. Gomes^{140a,140b} , R. Goncalves Gama⁵³ , R. Gonçalo^{140a} , G. Gonella⁵² , L. Gonella²¹ , A. Gongadze⁸⁰ , F. Gonnella²¹ , J. L. Gonski⁵⁹ , S. González de la Hoz¹⁷⁵ , S. Gonzalez-Sevilla⁵⁴

R. Gugel⁵², T. Guillemin⁵, S. Guindon³⁶, U. Gul⁵⁷, J. Guo^{60c}, W. Guo¹⁰⁶, Y. Guo^{60a,u}, Z. Guo¹⁰², R. Gupta⁴⁶, S. Gurbuz^{12c}, G. Gustavino¹²⁹, P. Gutierrez¹²⁹, C. Gutsche⁹⁵, C. Guyot¹⁴⁵, C. Gwenlan¹³⁵, C. B. Gwilliam⁹¹, A. Haas¹²⁵, C. Haber¹⁸, H. K. Hadavand⁸, N. Haddad^{35e}, A. Hadeef^{60a}, S. Hageböck³⁶, M. Hagihara¹⁷⁰, M. Haleem¹⁷⁸, J. Haley¹³⁰, G. Halladjian¹⁰⁷, G. D. Hallewell¹⁰², K. Hamacher¹⁸³, P. Hamal¹³¹, K. Hamano¹⁷⁷, H. Hamdaoui^{35e}, G. N. Hamity¹⁵⁰, K. Han^{60a,aa}, L. Han^{60a}, S. Han^{15a}, K. Hanagaki^{82,y}, M. Hance¹⁴⁶, D. M. Handl¹¹⁴, B. Haney¹³⁷, R. Hankache¹³⁶, E. Hansen⁹⁷, J. B. Hansen⁴⁰, J. D. Hansen⁴⁰, M. C. Hansen²⁴, P. H. Hansen⁴⁰, E. C. Hanson¹⁰¹, K. Hara¹⁷⁰, A. S. Hard¹⁸², T. Harenberg¹⁸³, S. Harkusha¹⁰⁸, P. F. Harrison¹⁷⁹, N. M. Hartmann¹¹⁴, Y. Hasegawa¹⁵¹, A. Hasib⁵⁰, S. Hassani¹⁴⁵, S. Haug²⁰, R. Hauser¹⁰⁷, L. B.
Havener³⁹, M. Havranek¹⁴², C. M. Hawkes²¹, R. J. Hawkins³⁶, D. Hayden¹⁰⁷, C. Hayes¹⁵⁶, R. L. Hayes¹⁷⁶, C. P. Hays¹³⁵, J. M. Hays⁹³, H. S. Hayward⁹¹, S. J. Haywood¹⁴⁴, F. He^{60a}, M. P. Heath⁵⁰, V. Hedberg⁹⁷, L. Heelan⁸, S. Heer²⁴, K. K. Heidegger⁵², W. D. Heidorn⁷⁹, J. Heilman³⁴, S. Heim⁴⁶, T. Heim¹⁸, B. Heinemann^{46,av}, J. J. Heinrich¹³², L. Heinrich³⁶, C. Heinz⁵⁶, J. Hejbal¹⁴¹, L. Helary^{61b}, A. Held¹⁷⁶, S. Hellesund¹³⁴, C. M. Helling¹⁴⁶, S. Hellman^{45a,45b}, C. Helsen³⁶, R. C. W. Henderson⁹⁰, Y. Heng¹⁸², S. Henkelmann¹⁷⁶, A. M. Henriques Correia³⁶, G. H. Herbert¹⁹, H. Herde²⁶, V. Herget¹⁷⁸, Y. Hernández Jiménez^{33c}, H. Herr¹⁰⁰, M. G. Herrmann¹¹⁴, T. Herrmann⁴⁸, G. Herten⁵², R. Hertenberger¹¹⁴, L. Hervas³⁶, T. C. Herwig¹³⁷, G. G. Hesketh⁹⁵, N. P. Hessey^{169a}, A. Higashida¹⁶⁴, S. Higashino⁸², E. Higón-Rodríguez¹⁷⁵, K.
Hildebrand³⁷, J. C. Hill³², K. K. Hill²⁹, K. H. Hiller⁴⁶, S. J. Hillier²¹, M. Hils⁴⁸, I. Hinchliffe¹⁸, F. Hinterkeuser²⁴, M. Hirose¹³³, S. Hirose⁵², D. Hirschbuehl¹⁸³, B. Hiti⁹², O. Hladik¹⁴¹, D. R. Hlaluku^{33c}, X. Hoad⁵⁰, J. Hobbs¹⁵⁶, N. Hod¹⁸¹, M. C. Hodgkinson¹⁵⁰, A. Hoecker³⁶, F. Hoenig¹¹⁴, D. Hohn⁵², D. Hohov⁶⁵, T. R. Holmes³⁷, M. Holzbock¹¹⁴, L. B. A. H. Hommels³², S. Honda¹⁷⁰, T. Honda⁸², T. M. Hong¹³⁹, A. Hönle¹¹⁵, B. H. Hooberman¹⁷⁴, W. H. Hopkins⁶, Y. Horii¹¹⁷, P. Horn⁴⁸, L. A. Horyn³⁷, A. Hostiuc¹⁴⁹, S. Hou¹⁵⁹, A. Hoummada^{35a}, J. Howarth¹⁰¹, J. Hoya⁸⁹, M. Hrabovsky¹³¹, J. Hrdinka⁷⁷, I. Hristova¹⁹, J. Hrivnac⁶⁵, A. Hrynevich¹⁰⁹, T. Hryn'ova⁵, P. J. Hsu⁶⁴, S.-C. Hsu¹⁴⁹, Q. Hu²⁹, S. Hu^{60c}, D. P. Huang⁹⁵, Y. Huang^{15a}, Z. Hubacek¹⁴², F.
Hubaut¹⁰², M. Huebner²⁴, F. Hugging²⁴, T. B. Huffman¹³⁵, M. Huhtinen³⁶, R. F. H. Hunter³⁴, P. Huo¹⁵⁶, A. M. Hupe³⁴, N. Huseynov^{80,aj}, J. Huston¹⁰⁷, J. Huth⁵⁹, R. Hyneman¹⁰⁶, S. Hyrych^{28a}, G. Iacobucci⁵⁴, G. Iakovidis²⁹, I. Ibragimov¹⁵², L. Iconomidou-Fayard⁶⁵, Z. Idrissi^{35e}, P. Iengo³⁶, R. Ignazzi⁴⁰, O. Igonkina^{120,ad,*}, R. Iguchi¹⁶⁴, T. Iizawa⁵⁴, Y. Ikegami⁸², M. Ikeno⁸², D. Iliadis¹⁶³, N. Ilic^{119,168,ah}, F. Iltzsche⁴⁸, G. Introzzi^{71a,71b}, M. Iodice^{75a}, K. Iordanidou^{169a}, V. Ippolito^{73a,73b}, M. F. Isacson¹⁷³, M. Ishino¹⁶⁴, M. Ishitsuka¹⁶⁶, W. Islam¹³⁰, C. Issever¹³⁵, S. Istin¹⁶¹, F. Ito¹⁷⁰, J. M. Iturbe Ponce^{63a}, R. Iuppa^{76a,76b}, A. Ivina¹⁸¹, H. Iwasaki⁸², J. M. Izen⁴³, V. Izzo^{70a}, P. Jacka¹⁴¹, P. Jackson¹, R. M. Jacobs²⁴, B. P. Jaeger¹⁵³, V. Jain², G. Jäkel¹⁸³, K. B. Jakobi¹⁰⁰, K.
Jakobs⁵², S. Jakobsen⁷⁷, T. Jakoubek¹⁴¹, J. Jamieson⁵⁷, K. W. Janas^{84a}, R. Jansky⁵⁴, J. Janssen²⁴, M. Janus⁵³, P. A. Janus^{84a}, G. Jarlskog⁹⁷, N. Javadov^{80,aj}, T. Javůrek³⁶, M. Javurkova⁵², F. Jeanneau¹⁴⁵, L. Jeanty¹³², J. Jejelava^{160a,ak}, A. Jelinskas¹⁷⁹, P. Jenni^{52,b}, J. Jeong⁴⁶, N. Jeong⁴⁶, S. Jézéquel⁵, H. Ji¹⁸², J. Jia¹⁵⁶, H. Jiang⁷⁹, Y. Jiang^{60a}, Z. Jiang^{154,r}, S. Jiggins⁵², F. A. Jimenez Morales³⁸, J. Jimenez Pena¹¹⁵, S. Jin^{15c}, A. Jinaru^{27b}, O. Jinnouchi¹⁶⁶, H. Jivan^{33c}, P. Johansson¹⁵⁰, K. A. Johns⁷, C. A. Johnson⁶⁶, R. W. L. Jones⁹⁰, S. D. Jones¹⁵⁷, S. Jones⁷, T. J. Jones⁹¹, J. Jongmanns^{61a}, P. M. Jorge^{140a}, J. Jovicevic³⁶, X. Ju¹⁸, J. J. Junggeburth¹¹⁵, A. Juste Rozas^{14,ab}, A. Kaczmarzka⁸⁵, M. Kado^{73a,73b}, H. Kagan¹²⁷, M. Kagan¹⁵⁴, C. Kahra¹⁰⁰, T. Kaji¹⁸⁰, E.
Kajomovitz¹⁶¹, C. W. Kalderon⁹⁷, A. Kaluza¹⁰⁰, A. Kamenshchikov¹²³, L. Kanjir⁹², Y. Kano¹⁶⁴, V. A. Kantserov¹¹², J. Kanzaki⁸², L. S. Kaplan¹⁸², D. Kar^{33c}, M. J. Kareem^{169b}, S. N. Karpov⁸⁰, Z. M. Karpova⁸⁰, V. Kartvelishvili⁹⁰, A. N. Karyukhin¹²³, L. Kashif¹⁸², R. D. Kass¹²⁷, A. Kastanas^{45a,45b}, Y. Kataoka¹⁶⁴, C. Kato^{60c,60d}, J. Katzy⁴⁶, K. Kawade⁸³, K. Kawagoe⁸⁸, T. Kawaguchi¹¹⁷, T. Kawamoto¹⁶⁴, G. Kawamura⁵³, E. F. Kay¹⁷⁷, V. F. Kazanin^{122a,122b}, R. Keeler¹⁷⁷, R. Kehoe⁴², J. S. Keller³⁴, E. Kellermann⁹⁷, D. Kelsey¹⁵⁷, J. J. Kempster²¹

N. Kondrashova^{60c}, K. Köneke⁵², A. C. König¹¹⁹, T. Kono¹²⁶, R. Konoplich^{125,aq}, V. Konstantinides⁹⁵, N. Konstantinidis⁹⁵, B. Konya⁹⁷, R. Kopeliansky⁶⁶, S. Koperny^{84a}, K. Korcyl⁸⁵, K. Kordas¹⁶³, G. Koren¹⁶², A. Korn⁹⁵, I. Korolkov¹⁴, E. V. Korolkova¹⁵⁰, N. Korotkova¹¹³, O. Kortner¹¹⁵, S. Kortner¹¹⁵, T. Kosek¹⁴³, V. V. Kostyukhin²⁴, A. Kotwal⁴⁹, A. Koulouris¹⁰, A. Kourkouveli-Charalampidi^{71a,71b}, C. Kourkouvelis⁹, E. Kourlitis¹⁵⁰, V. Kouskoura²⁹, A. B. Kowalewska⁸⁵, R. Kowalewski¹⁷⁷, C. Kozakai¹⁶⁴, W. Kozanecki¹⁴⁵, A. S. Kozhin¹²³, V. A. Kramarenko¹¹³, G. Kramberger⁹², D. Krasnopevtsev^{60a}, M. W. Krasny¹³⁶, A. Krasznahorkay³⁶, D. Krauss¹¹⁵, J. A. Kremer^{84a}, J. Kretzschmar⁹¹, P. Krieger¹⁶⁸, F. Krieter¹¹⁴, A. Krishnan^{61b}, K. Krizka¹⁸, K. Kroeninger⁴⁷, H. Kroha¹¹⁵, J. Kroll¹⁴¹, J. Kroll¹³⁷, J. Krstic¹⁶, U. Kruchonak⁸⁰, H. Krüger²⁴, N. Krumnack⁷⁹, M. C. Kruse⁴⁹, J. A. Krzysiak⁸⁵, T. Kubota¹⁰⁵, O. Kuchinskaia¹⁶⁷, S. Kuday^{4b}, D. Kuechler⁴⁶, J. T. Kuechler⁴⁶, S. Kuehn³⁶, A. Kugel^{61a}, T. Kuhl⁴⁶, V. Kukhtin⁸⁰, R. Kukla¹⁰², Y. Kulchitsky^{108,an}, S. Kuleshov^{147b}, Y. P. Kulinich¹⁷⁴, M. Kuna⁵⁸, T. Kunigo⁸⁶, A. Kupco¹⁴¹, T. Kupfer⁴⁷, O. Kuprash⁵², H. Kurashige⁸³, L. L. Kurchaninov^{169a}, Y. A. Kurochkin¹⁰⁸, A. Kurova¹¹², M. G. Kurth^{15a,15d}, E. S. Kuwertz³⁶, M. Kuze¹⁶⁶, A. K. Kvam¹⁴⁹, J. Kvita¹³¹, T. Kwan¹⁰⁴, A. La Rosa¹¹⁵, L. La Rotonda^{41a,41b}, F. La Ruffa^{41a,41b}, C. Lacasta¹⁷⁵, F. Lacava^{73a,73b}, D. P. J. Lack¹⁰¹, H. Lacker¹⁹, D. Lacour¹³⁶, E. Ladygin⁸⁰, R. Lafaye⁵, B. Laforge¹³⁶, T. Lagouri^{33c}, S. Lai⁵³, S. Lammers⁶⁶, W. Lamp⁷, C. Lampoudis¹⁶³, E. Lançon²⁹, U. Landgraf⁵², M. P. J. Landon⁹³, M. C. Lanfermann⁵⁴, V. S. Lang⁴⁶, J. C. Lange⁵³, R. J. Langenberg³⁶, A. J. Lankford¹⁷², F. Lanni²⁹, K. Lantzsche²⁴, A. Lanza^{71a}, A. Lapertosa^{55a,55b}, S. Laplace¹³⁶, J. F. Laporte¹⁴⁵, T. Lari^{69a}, F. Lasagni Manghi^{23b}, M. Lassnig³⁶, T. S. Lau^{63a}, A. Laudrain⁶⁵, A. Laurier³⁴, M. Lavorgna^{70a,70b}, M. Lazzaroni^{69a,69b}, B. Le¹⁰⁵, E. Le Guirrec¹⁰², M. LeBlanc⁷, T. LeCompte⁶, F. Ledroit-Guillon⁵⁸, C. A. Lee²⁹, G. R. Lee¹⁷, L. Lee⁵⁹, S. C. Lee¹⁵⁹, S. J. Lee³⁴, B. Lefebvre^{169a}, M. Lefebvre¹⁷⁷, F. Legger¹¹⁴, C. Leggett¹⁸, K. Lehmann¹⁵³, N. Lehmann¹⁸³, G. Lehmann Miotto³⁶, W. A. Leight⁴⁶, A. Leisos^{163,z}, M. A. L. Leite^{81c}, C. E. Leitgeb¹¹⁴, R. Leitner¹⁴³, D. Lellouch^{181,*}, K. J. C. Leney⁴², T. Lenz²⁴, B. Lenzi³⁶, R. Leone⁷, S. Leone^{72a}, C. Leonidopoulos⁵⁰, A. Leopold¹³⁶, G. Lerner¹⁵⁷, C. Leroy¹¹⁰, R. Les¹⁶⁸, C. G. Lester³², M. Levchenko¹³⁸, J. Levêque⁵, D. Levin¹⁰⁶, L. J. Levinson¹⁸¹, D. J. Lewis²¹, B. Li^{15b}, B. Li¹⁰⁶, C. Q. Li^{60a}, F. Li^{60c}, H. Li^{60a}, H. Li^{60b}, J. Li^{60c}, K. Li¹⁵⁴, L. Li^{60c}, M. Li^{15a,15d}, Q. Li^{15a,15d}, Q. Y. Li^{60a}, S. Li^{60c,60d}, X. Li⁴⁶, Y. Li⁴⁶, Z. Li^{60b}, Z. Liang^{15a}, B. Liberti^{74a}, A. Liblong¹⁶⁸, K. Lie^{63c}, S. Liem¹²⁰, C. Y. Lin³², K. Lin¹⁰⁷, T. H. Lin¹⁰⁰, R. A. Linck⁶⁶, J. H. Lindon²¹, A. L. Lioni⁵⁴, E. Lipeles¹³⁷, A. Lipniacka¹⁷, M. Lisovyi^{61b}, T. M. Liss^{174,ax}, A. Lister¹⁷⁶, J. D. Little⁸, B. Liu^{79,ag}, B. X. Liu⁶, H. B. Liu²⁹, H. Liu¹⁰⁶, J. B. Liu^{60a}, J. K. K. Liu¹³⁵, K. Liu¹³⁶, M. Liu^{60a}, P. Liu¹⁸, Y. Liu^{15a,15d}, Y. L. Liu¹⁰⁶, Y. W. Liu^{60a}, M. Livan^{71a,71b}, A. Lleres⁵⁸, J. Llorente Merino^{15a}, S. L. Lloyd⁹³, C. Y. Lo^{63b}, F. Lo Sterzo⁴², E. M. Lobodzinska⁴⁶, P. Loch⁷, S. Loffredo^{74a,74b}, T. Lohse¹⁹, K. Lohwasser¹⁵⁰, M. Lokajicek¹⁴¹, J. D. Long¹⁷⁴, R. E. Long⁹⁰, L. Longo³⁶, K. A. Looper¹²⁷, J. A. Lopez^{147b}, I. Lopez Paz¹⁰¹, A. Lopez Solis¹⁵⁰, J. Lorenz¹¹⁴, N. Lorenzo Martinez⁵, M. Losada²², P. J. Lösel¹¹⁴, A. Lösle⁵², X. Lou⁴⁶, X. Lou^{15a}, A. Lounis⁶⁵, J. Love⁶, P. A. Love⁹⁰, J. J. Lozano Bahilo¹⁷⁵, M. Lu^{60a}, Y. J. Lu⁶⁴, H. J. Lubatti¹⁴⁹, C. Luci^{73a,73b}, A. Lucotte⁵⁸, C. Luedtke⁵², F. Luehring⁶⁶, I. Luise¹³⁶, L. Luminari^{73a}, B. Lund-Jensen¹⁵⁵, M. S. Lutz¹⁰³, D. Lynn²⁹, R. Lysak¹⁴¹, E. Lytken⁹⁷, F. Lyu^{15a}, V. Lyubushkin⁸⁰, T. Lyubushkina⁸⁰, H. Ma²⁹, L. L. Ma^{60b}, Y. Ma^{60b}, G. Maccarrone⁵¹, A. Macchiolo¹¹⁵, C. M. Macdonald¹⁵⁰, J. Machado Miguens¹³⁷, D. Madaffari¹⁷⁵, R. Madar³⁸, W. F. Mader⁴⁸, N. Madysa⁴⁸, J. Maeda⁸³, K. Maekawa¹⁶⁴, S. Maeland¹⁷, T. Maeno²⁹, M. Maerker⁴⁸, A. S. Maevskiy¹¹³, V. Magerl⁵², N. Magini⁷⁹, D. J. Mahon³⁹, C. Maidantchik^{81b}, T. Maier¹¹⁴, A. Maio^{140a,140b,140d}, K. Maj⁸⁵, O. Majersky^{28a}, S. Majewski¹³², Y. Makida⁸², N. Makovec⁶⁵, B. Malaescu¹³⁶, Pa. Malecki⁸⁵, V. P. Maleev¹³⁸, F. Malek⁵⁸, U. Mallik⁷⁸, D. Malon⁶, C. Malone³², S. Maltezos¹⁰, S. Malyukov⁸⁰, J. Mamuzic¹⁷⁵, G. Mancini⁵¹, I. Mandić⁹², L. Manhaes de Andrade Filho^{81a}, I. M. Maniatis¹⁶³, J. Manjarres Ramos⁴⁸, K. H. Mankinen⁹⁷, A. Mann¹¹⁴, A. Manousos⁷⁷, B. Mansoulie¹⁴⁵, I. Manthos¹⁶³, S. Manzoni¹²⁰, A. Marantis^{163,z}, G. Marceca³⁰, L. Marchese¹³⁵, G. Marchiori¹³⁶, M. Marcisovsky¹⁴¹, C. Marcon⁹⁷, C. A. Marin Tobon³⁶, M. Marjanovic³⁸, Z. Marshall¹⁸, M. U. F. Martensson¹⁷³, S. Marti-Garcia¹⁷⁵, C. B. Martin¹²⁷, T. A. Martin¹⁷⁹, V. J. Martin⁵⁰, B. Martin dit Latour¹⁷, L. Martinelli^{75a,75b}, M. Martinez^{14,ab}, V. I. Martinez Outschoorn¹⁰³, S. Martin-Haugh¹⁴⁴, V. S. Martoiu^{27b}, A. C. Martyniuk⁹⁵, A. Marzin³⁶, S. R. Maschek¹¹⁵, L. Masetti¹⁰⁰, T. Mashimo¹⁶⁴, R. Mashinistov¹¹¹, J. Masik¹⁰¹, A. L. Maslennikov^{122a,122b}, L. H. Mason¹⁰⁵, L. Massa^{74a,74b}, P. Massarotti^{70a,70b}, P. Mastrandrea^{72a,72b}, A. Mastroberardino^{41a,41b}, T. Masubuchi¹⁶⁴, D. Matakias¹⁰, A. Matic¹¹⁴, P. Mättig²⁴, J. Maurer^{27b}, B. Maček⁹², D. A. Maximov^{122a,122b}, R. Mazini¹⁵⁹, I. Maznas¹⁶³, S. M. Mazza¹⁴⁶, S. P. Mc Kee¹⁰⁶, T. G. McCarthy¹¹⁵, L. I. McClymont⁹⁵,

W. P. McCormack¹⁸, E. F. McDonald¹⁰⁵, J. A. McFayden³⁶, M. A. McKay⁴², K. D. McLean¹⁷⁷, S. J. McMahon¹⁴⁴, P. C. McNamara¹⁰⁵, C. J. McNicol¹⁷⁹, R. A. McPherson^{177,ah}, J. E. Mdhuli^{33c}, Z. A. Meadows¹⁰³, S. Meehan¹⁴⁹, T. Megy⁵², S. Mehlhase¹¹⁴, A. Mehta⁹¹, T. Meideck⁵⁸, B. Meirose⁴³, D. Melini¹⁷⁵, B. R. Mellado Garcia^{33c}, J. D. Mellenthin⁵³, M. Melo^{28a}, F. Meloni⁴⁶, A. Melzer²⁴, S. B. Menary¹⁰¹, E. D. Mendes Gouveia^{140a,140e}, L. Meng³⁶, X. T. Meng¹⁰⁶, S. Menke¹¹⁵, E. Meoni^{41a,41b}, S. Mergelmeyer¹⁹, S. A. M. Merkt¹³⁹, C. Merlassino²⁰, P. Mermod^{54,*}, L. Merola^{70a,70b}, C. Meroni^{69a}, O. Meshkov^{113,111}, J. K. R. Meshreki¹⁵², A. Messina^{73a,73b}, J. Metcalfe⁶, A. S. Mete¹⁷², C. Meyer⁶⁶, J. Meyer¹⁶¹, J.-P. Meyer¹⁴⁵, H. Meyer Zu Theenhausen^{61a}, F. Miano¹⁵⁷, M. Michetti¹⁹, R. P. Middleton¹⁴⁴, L. Mijović⁵⁰, G. Mikenberg¹⁸¹, M. Mikestikova¹⁴¹, M. Mikuž⁹², H. Mildner¹⁵⁰, M. Milesi¹⁰⁵, A. Milic¹⁶⁸, D. A. Millar⁹³, D. W. Miller³⁷, A. Milov¹⁸¹, D. A. Milstead^{45a,45b}, R. A. Mina^{154,r}, A. A. Minaenko¹²³, M. Miñano Moya¹⁷⁵, I. A. Minashvili^{160b}, A. I. Mincer¹²⁵, B. Mindur^{84a}, M. Mineev⁸⁰, Y. Minegishi¹⁶⁴, Y. Ming¹⁸², L. M. Mir¹⁴, A. Mirto^{68a,68b}, K. P. Mistry¹³⁷, T. Mitani¹⁸⁰, J. Mitrevski¹¹⁴, V. A. Mitsou¹⁷⁵, M. Mittal^{60c}, O. Miu¹⁶⁸, A. Miucci²⁰, P. S. Miyagawa¹⁵⁰, A. Mizukami⁸², J. U. Mjörnmark⁹⁷, T. Mkrtychyan¹⁸⁵, M. Mlynarikova¹⁴³, T. Moa^{45a,45b}, K. Mochizuki¹¹⁰, P. Mogg⁵², S. Mohapatra³⁹, R. Moles-Valls²⁴, M. C. Mondragon¹⁰⁷, K. Mönig⁴⁶, J. Monk⁴⁰, E. Monnier¹⁰², A. Montalbano¹⁵³, J. Montejo Berlingen³⁶, M. Montella⁹⁵, F. Monticelli⁸⁹, N. Morange⁶⁵, D. Moreno²², M. Moreno Llácer³⁶, C. Moreno Martinez¹⁴, P. Morettini^{55b}, M. Morgenstern¹²⁰, S. Morgenstern⁴⁸, D. Mori¹⁵³, M. Morii⁵⁹, M. Morinaga¹⁸⁰, V. Morisbak¹³⁴, A. K. Morley³⁶, G. Mornacchi³⁶, A. P. Morris⁹⁵, L. Morvaj¹⁵⁶, P. Moschovakos³⁶, B. Moser¹²⁰, M. Mosidze^{160b}, T. Moskalets¹⁴⁵, H. J. Moss¹⁵⁰, J. Moss^{31,o}, K. Motohashi¹⁶⁶, E. Mountricha³⁶, E. J. W. Moyse¹⁰³, S. Muanza¹⁰², J. Mueller¹³⁹, R. S. P. Mueller¹¹⁴, D. Muenstermann⁹⁰, G. A. Mullier⁹⁷, J. L. Munoz Martinez¹⁴, F. J. Munoz Sanchez¹⁰¹, P. Murin^{28b}, W. J. Murray^{144,179}, A. Murrone^{69a,69b}, M. Muškinja¹⁸, C. Mwewa^{33a}, A. G. Myagkov^{123,ar}, J. Myers¹³², M. Myska¹⁴², B. P. Nachman¹⁸, O. Nackenhorst⁴⁷, A. Nag Nag⁴⁸, K. Nagai¹³⁵, K. Nagano⁸², Y. Nagasaka⁶², M. Nagel⁵², E. Nagy¹⁰², A. M. Nairz³⁶, Y. Nakahama¹¹⁷, K. Nakamura⁸², T. Nakamura¹⁶⁴, I. Nakano¹²⁸, H. Nanjo¹³³, F. Napolitano^{61a}, R. F. Naranjo Garcia⁴⁶, R. Narayan⁴², I. Naryshkin¹³⁸, T. Naumann⁴⁶, G. Navarro²², H. A. Neal^{106,*}, P. Y. Nechaeva¹¹¹, F. Nechansky⁴⁶, T. J. Neep²¹, A. Negri^{71a,71b}, M. Negrini^{23b}, C. Nellist⁵³, M. E. Nelson¹³⁵, S. Nemecek¹⁴¹, P. Nemethy¹²⁵, M. Nessi^{36,d}, M. S. Neubauer¹⁷⁴, M. Neumann¹⁸³, P. R. Newman²¹, Y. S. Ng¹⁹, Y. W. Y. Ng¹⁷², B. Ngair^{35e}, H. D. N. Nguyen¹⁰², T. Nguyen Manh¹¹⁰, E. Nibigira³⁸, R. B. Nickerson¹³⁵, R. Nicolaidou¹⁴⁵, D. S. Nielsen⁴⁰, J. Nielsen¹⁴⁶, N. Nikiforou¹¹, V. Nikolaenko^{123,ar}, I. Nikolic-Audit¹³⁶, K. Nikolopoulos²¹, P. Nilsson²⁹, H. R. Nindhito⁵⁴, Y. Ninomiya⁸², A. Nisati^{73a}, N. Nishu^{60c}, R. Nisius¹¹⁵, I. Nitsche⁴⁷, T. Nitta¹⁸⁰, T. Nobe¹⁶⁴, Y. Noguchi⁸⁶, I. Nomidis¹³⁶, M. A. Nomura²⁹, M. Nordberg³⁶, N. Norjoharuddeen¹³⁵, T. Novak⁹², O. Novgorodova⁴⁸, R. Novotny¹⁴², L. Nozka¹³¹, K. Ntekas¹⁷², E. Nurse⁹⁵, F. G. Oakham^{34,az}, H. Oberlack¹¹⁵, J. Ocariz¹³⁶, A. Ochi⁸³, I. Ochoa³⁹, J. P. Ochoa-Ricoux^{147a}, K. O'Connor²⁶, S. Oda⁸⁸, S. Odaka⁸², S. Oerdek⁵³, A. Ogrodnik^{84a}, A. Oh¹⁰¹, S. H. Oh⁴⁹, C. C. Ohm¹⁵⁵, H. Oide^{55a,55b}, M. L. Ojeda¹⁶⁸, H. Okawa¹⁷⁰, Y. Okazaki⁸⁶, Y. Okumura¹⁶⁴, T. Okuyama⁸², A. Olariu^{27b}, L. F. Oleiro Seabra^{140a}, S. A. Olivares Pino^{147a}, D. Oliveira Damazio²⁹, J. L. Oliver¹, M. J. R. Olsson¹⁷², A. Olszewski⁸⁵, J. Olszowska⁸⁵, D. C. O'Neil¹⁵³, A. Onofre^{140a,140e}, K. Onogi¹¹⁷, P. U. E. Onyisi¹¹, H. Oppen¹³⁴, M. J. Oreglia³⁷, G. E. Orellana⁸⁹, D. Orestano^{75a,75b}, N. Orlando¹⁴, R. S. Orr¹⁶⁸, V. O'Shea⁵⁷, R. Ospanov^{60a}, G. Otero y Garzon³⁰, H. Otono⁸⁸, P. S. Ott^{61a}, M. Ouchrif^{35d}, J. Ouellette²⁹, F. Ould-Saada¹³⁴, A. Ouraou^{145,*}, Q. Ouyang^{15a}, M. Owen⁵⁷, R. E. Owen²¹, V. E. Ozcan^{12c}, N. Ozturk⁸, J. Pacalt¹³¹, H. A. Pacey³², K. Pachal⁴⁹, A. Pacheco Pages¹⁴, C. Padilla Aranda¹⁴, S. Pagan Griso¹⁸, M. Paganini¹⁸⁴, G. Palacino⁶⁶, S. Palazzo⁵⁰, S. Palestini³⁶, M. Palka^{84b}, D. Pallin³⁸, I. Panagoulas¹⁰, C. E. Pandini³⁶, J. G. Panduro Vazquez⁹⁴, P. Pani⁴⁶, G. Panizzo^{67a,67c}, L. Paolozzi⁵⁴, C. Papadatos¹¹⁰, K. Papageorgiou^{9,h}, S. Parajuli⁴³, A. Paramonov⁶, D. Paredes Hernandez^{63b}, S. R. Paredes Saenz¹³⁵, B. Parida¹⁶⁷, T. H. Park¹⁶⁸, A. J. Parker⁹⁰, M. A. Parker³², F. Parodi^{55a,55b}, E. W. Parrish¹²¹, J. A. Parsons³⁹, U. Parzefall⁵², L. Pascual Dominguez¹³⁶, V. R. Pascuzzi¹⁶⁸, J. M. P. Pasner¹⁴⁶, E. Pasqualucci^{73a}, S. Passaggio^{55b}, F. Pastore⁹⁴, P. Pasuwan^{45a,45b}, S. Patariaia¹⁰⁰, J. R. Pater¹⁰¹, A. Pathak¹⁸², T. Pauly³⁶, B. Pearson¹¹⁵, M. Pedersen¹³⁴, L. Pedraza Diaz¹¹⁹, R. Pedro^{140a}, T. Peiffer⁵³, S. V. Peleganchuk^{122a,122b}, O. Penc¹⁴¹, H. Peng^{60a}, B. S. Peralva^{81a}, M. M. Perego⁶⁵, A. P. Pereira Peixoto^{140a}, D. V. Perepelitsa²⁹, F. Peri¹⁹, L. Perini^{69a,69b}, H. Pernegger³⁶, S. Perrella^{70a,70b}, K. Peters⁴⁶, R. F. Y. Peters¹⁰¹, B. A. Petersen³⁶, T. C. Petersen⁴⁰, E. Petit¹⁰², A. Petridis¹, C. Petridou¹⁶³, M. Petrov¹³⁵, F. Petrucci^{75a,75b}, M. Petree¹⁸⁴, N. E. Pettersson¹⁰³, K. Petukhova¹⁴³, A. Peyaud¹⁴⁵, R. Pezoa^{147b}, L. Pezzotti^{71a,71b}, T. Pham¹⁰⁵, F. H. Phillips¹⁰⁷, P. W. Phillips¹⁴⁴, M. W. Phipps¹⁷⁴

G. Piacquadio¹⁵⁶ , E. Pianori¹⁸ , A. Picazio¹⁰³ , R. H. Pickles¹⁰¹ , R. Piegaia³⁰ , D. Pietreanu^{27b} , J. E. Pilcher³⁷ , A. D. Pilkington¹⁰¹ , M. Pinamonti^{74a,74b} , J. L. Pinfold³ , M. Pitt¹⁸¹ , L. Pizzimento^{74a,74b} , M.-A. Pleier²⁹ , V. Pleskot¹⁴³ , E. Plotnikova⁸⁰ , P. Podberezko^{122a,122b} , R. Poettgen⁹⁷ , R. Poggi⁵⁴ , L. Poggioli⁶⁵ , I. Pogrebnyak¹⁰⁷ , D. Pohl²⁴ , I. Pokharel⁵³ , G. Polesello^{71a} , A. Poley¹⁸ , A. Policicchio^{73a,73b} , R. Polifka¹⁴³ , A. Polini^{23b} , C. S. Pollard⁴⁶ , V. Polychronakos²⁹ , D. Ponomarenko¹¹² , L. Pontecorvo³⁶ , S. Popa^{27a} , G. A. Popeneciu^{27d} , D. M. Portillo Quintero⁵⁸ , S. Pospisil¹⁴² , K. Potamianos⁴⁶ , I. N. Potrap⁸⁰ , C. J. Potter³² , H. Potti¹¹ , T. Poulsen⁹⁷ , J. Poveda³⁶ , T. D. Powell¹⁵⁰ , G. Pownall⁴⁶ , M. E. Pozo Astigarraga³⁶ , P. Pralavorio¹⁰² , S. Prell⁷⁹ , D. Price¹⁰¹ , M. Primavera^{68a} , S. Prince¹⁰⁴ , M. L. Proffitt¹⁴⁹ , N. Proklova¹¹² , K. Prokofiev^{63c} , F. Prokoshin⁸⁰ , S. Protopopescu²⁹ , J. Proudfoot⁶ , M. Przybycien^{84a} , D. Pudza¹³⁸ , A. Puri¹⁷⁴ , P. Puzo⁶⁵ , J. Qian¹⁰⁶ , Y. Qin¹⁰¹ , A. Quadt⁵³ , M. Queitsch-Maitland⁴⁶ , A. Qureshi¹ , P. Rados¹⁰⁵ , F. Ragusa^{69a,69b} , G. Rahal⁹⁸ , J. A. Raine⁵⁴ , S. Rajagopalan²⁹ , A. Ramirez Morales⁹³ , K. Ran^{15a,15d} , T. Rashid⁶⁵ , S. Raspopov⁵ , D. M. Rauch⁴⁶ , F. Rauscher¹¹⁴ , S. Rave¹⁰⁰ , B. Ravina¹⁵⁰ , I. Ravinovich¹⁸¹ , J. H. Rawling¹⁰¹ , M. Raymond³⁶ , A. L. Read¹³⁴ , N. P. Readioff⁵⁸ , M. Reale^{68a,68b} , D. M. Rebuffi^{71a,71b} , A. Redelbach¹⁷⁸ , G. Redlinger²⁹ , K. Reeves⁴³ , L. Rehnisch¹⁹ , J. Reichert¹³⁷ , D. Reikher¹⁶² , A. Reiss¹⁰⁰ , A. Rej¹⁵² , C. Rembser³⁶ , M. Renda^{27b} , M. Rescigno^{73a} , S. Resconi^{69a} , E. D. Resseguie¹³⁷ , S. Rettie¹⁷⁶ , E. Reynolds²¹ , O. L. Rezanova^{122a,122b} , P. Reznicek¹⁴³ , E. Ricci^{76a,76b} , R. Richter¹¹⁵ , S. Richter⁴⁶ , E. Richter-Was^{84b} , O. Ricken²⁴ , M. Ridel¹³⁶ , P. Rieck¹¹⁵ , C. J. Riegel¹⁸³ , O. Rifki⁴⁶ , M. Rijssenbeek¹⁵⁶ , A. Rimoldi^{71a,71b} , M. Rimoldi⁴⁶ , L. Rinaldi^{23a,23b} , G. Ripellino¹⁵⁵ , B. Ristic⁹⁰ , I. Riu¹⁴ , J. C. Rivera Vergara¹⁷⁷ , F. Rizatdinova¹³⁰ , E. Rizvi⁹³ , C. Rizzi³⁶ , R. T. Roberts¹⁰¹ , S. H. Robertson^{104,ah} , M. Robin⁴⁶ , D. Robinson³² , J. E. M. Robinson⁴⁶ , C. M. Robles Gajardo^{147b} , A. Robson⁵⁷ , E. Rocco¹⁰⁰ , C. Roda^{72a,72b} , S. Rodriguez Bosca¹⁷⁵ , A. Rodriguez Perez¹⁴ , D. Rodriguez Rodriguez¹⁷⁵ , A. M. Rodríguez Vera^{169b} , S. Roe³⁶ , O. Røhne¹³⁴ , R. Röhrig¹¹⁵ , C. P. A. Roland⁶⁶ , J. Roloff⁵⁹ , A. Romaniouk¹¹² , M. Romano^{23b} , N. Rompotis⁹¹ , M. Ronzani¹²⁵ , L. Roos¹³⁶ , S. Rosati^{73a} , K. Rosbach⁵² , G. Rosin¹⁰³ , B. J. Rosser¹³⁷ , E. Rossi⁴⁶ , E. Rossi^{75a,75b} , E. Rossi^{70a,70b} , L. P. Rossi^{55b} , L. Rossini^{69a,69b} , R. Rosten¹⁴ , M. Rotaru^{27b} , J. Rothberg^{149,*} , D. Rousseau⁶⁵ , G. Rovelli^{71a,71b} , A. Roy¹¹ , D. Roy^{33c} , A. Rozanov¹⁰² , Y. Rozen¹⁶¹ , X. Ruan^{33c} , F. Rubbo¹⁵⁴ , F. Rühr⁵² , A. Ruiz-Martinez¹⁷⁵ , A. Rummeler³⁶ , Z. Rurikova⁵² , N. A. Rusakovich⁸⁰ , H. L. Russell¹⁰⁴ , L. Rustige^{38,47} , J. P. Rutherford⁷ , E. M. Rüttinger^{46,k} , M. Rybar³⁹ , G. Rybkin⁶⁵ , E. B. Rye¹³⁴ , A. Ryzhov¹²³ , G. F. Rzehorz⁵³ , P. Sabatini⁵³ , G. Sabato¹²⁰ , S. Sacerdoti⁶⁵ , H. F.-W. Sadrozinski¹⁴⁶ , R. Sadykov⁸⁰ , F. Safai Tehrani^{73a} , B. Safarzadeh Samani¹⁵⁷ , P. Saha¹²¹ , S. Saha¹⁰⁴ , M. Sahinsoy^{61a} , A. Sahu¹⁸³ , M. Saimpert⁴⁶ , M. Saito¹⁶⁴ , T. Saito¹⁶⁴ , H. Sakamoto¹⁶⁴ , A. Sakharov^{125,aq} , D. Salamani⁵⁴ , G. Salamanna^{75a,75b} , J. E. Salazar Loyola^{147b} , P. H. Sales De Bruin¹⁷³ , A. Salnikov¹⁵⁴ , J. Salt¹⁷⁵ , D. Salvatore^{41a,41b} , F. Salvatore¹⁵⁷ , A. Salvucci^{63a,63b,63c} , A. Salzburger³⁶ , J. Samarati³⁶ , D. Sammel⁵² , D. Sampsonidis¹⁶³ , D. Sampsonidou¹⁶³ , J. Sánchez¹⁷⁵ , A. Sanchez Pineda^{67a,67c} , H. Sandaker¹³⁴ , C. O. Sander⁴⁶ , I. G. Sanderswood⁹⁰ , M. Sandhoff¹⁸³ , C. Sandoval²² , D. P. C. Sankey¹⁴⁴ , M. Sannino^{55a,55b} , Y. Sano¹¹⁷ , A. Sansoni⁵¹ , C. Santoni³⁸ , H. Santos^{140a,140b} , S. N. Santpur¹⁸ , A. Santra¹⁷⁵ , A. Sapronov⁸⁰ , J. G. Saraiva^{140a,140d} , J. Sardain¹³⁶ , O. Sasaki⁸² , K. Sato¹⁷⁰ , F. Sauerburger⁵² , E. Sauvan⁵ , P. Savard^{168,az} , N. Savic¹¹⁵ , R. Sawada¹⁶⁴ , C. Sawyer¹⁴⁴ , L. Sawyer^{96,ao} , C. Sbarra^{23b} , A. Sbrizzi^{23a} , T. Scanlon⁹⁵ , J. Schaarschmidt¹⁴⁹ , P. Schacht¹¹⁵ , B. M. Schachtner¹¹⁴ , D. Schaefer³⁷ , L. Schaefer¹³⁷ , J. Schaeffer¹⁰⁰ , S. Schaepe³⁶ , U. Schäfer¹⁰⁰ , A. C. Schaffer⁶⁵ , D. Schaile¹¹⁴ , R. D. Schamberger¹⁵⁶ , N. Scharmberg¹⁰¹ , D. Scheirich¹⁴³ , F. Schenck¹⁹ , M. Schernau¹⁷² , C. Schiavi^{55a,55b} , S. Schier¹⁴⁶ , L. K. Schildgen²⁴ , Z. M. Schillaci²⁶ , E. J. Schioppa³⁶ , M. Schioppa^{41a,41b} , K. E. Schleicher⁵² , S. Schlenker³⁶ , K. R. Schmidt-Sommerfeld¹¹⁵ , K. Schmieden³⁶ , C. Schmitt¹⁰⁰ , S. Schmitt⁴⁶ , S. Schmitz¹⁰⁰ , J. C. Schmoedel⁴⁶ , U. Schnoor⁵² , L. Schoeffel¹⁴⁵ , A. Schoening^{61b} , P. G. Scholer⁵² , E. Schopf¹³⁵ , M. Schott¹⁰⁰ , J. F. P. Schouwenberg¹¹⁹ , J. Schovancova³⁶ , S. Schramm⁵⁴ , F. Schroeder¹⁸³ , A. Schulte¹⁰⁰ , H.-C. Schultz-Coulon^{61a} , M. Schumacher⁵² , B. A. Schumm¹⁴⁶ , Ph. Schune¹⁴⁵ , A. Schwartzman¹⁵⁴ , T. A. Schwarz¹⁰⁶ , Ph. Schwemling¹⁴⁵ , R. Schwienhorst¹⁰⁷ , A. Sciandra¹⁴⁶

L. Shi^{159,aw}, S. Shimizu⁸², C. O. Shimmin¹⁸⁴, Y. Shimogama¹⁸⁰, M. Shimojima¹¹⁶, I. P. J. Shipsey¹³⁵, S. Shirabe⁸⁸, M. Shiyakova^{80,ac}, J. Shlomi¹⁸¹, A. Shmeleva¹¹¹, M. J. Shochet³⁷, J. Shojaii¹⁰⁵, D. R. Shope¹²⁹, S. Shrestha¹²⁷, E. M. Shrif^{33c}, E. Shulga¹⁸¹, P. Sicho¹⁴¹, A. M. Sickles¹⁷⁴, P. E. Sidebo¹⁵⁵, E. Sideras Haddad^{33c}, O. Sidiropoulou³⁶, A. Sidoti^{23b}, F. Siegert⁴⁸, Dj. Sijacki¹⁶, M.Jr. Silva¹⁸², M. V. Silva Oliveira^{81a}, S. B. Silverstein^{45a}, S. Simion⁶⁵, E. Simioni¹⁰⁰, R. Simoniello¹⁰⁰, S. Simsek^{12b}, P. Sinervo¹⁶⁸, V. Sinetckii^{111,113}, N. B. Sinev¹³², M. Sioli^{23a,23b}, I. Siral¹⁰⁶, S. Yu. Sivoklov¹¹³, J. Sjölin^{45a,45b}, E. Skorda⁹⁷, P. Skubic¹²⁹, M. Slawinska⁸⁵, K. Sliwa¹⁷¹, R. Slovak¹⁴³, V. Smakhtin¹⁸¹, B. H. Smart¹⁴⁴, J. Smiesko^{28a}, N. Smirnov¹¹², S. Yu. Smirnov¹¹², Y. Smirnov¹¹², L. N. Smirnova^{113,w}, O. Smirnova⁹⁷, J. W. Smith⁵³, M. Smizanska⁹⁰, K. Smolek¹⁴², A. Smykiewicz⁸⁵, A. A. Snesarev¹¹¹, H. L. Snoek¹²⁰, I. M. Snyder¹³², S. Snyder²⁹, R. Sobie^{177,ah}, A. Soffer¹⁶², A. Sogaard⁵⁰, F. Sohns⁵³, C. A. Solans Sanchez³⁶, E. Yu. Soldatov¹¹², U. Soldevila¹⁷⁵, A. A. Solodkov¹²³, A. Soloshenko⁸⁰, O. V. Solovyanov¹²³, V. Solovyev¹³⁸, P. Sommer¹⁵⁰, H. Son¹⁷¹, W. Song¹⁴⁴, W. Y. Song^{169b}, A. Sopczak¹⁴², F. Sopkova^{28b}, C. L. Sotiropoulou^{72a,72b}, S. Sottocornola^{71a,71b}, R. Soualah^{67a,67c,g}, A. M. Soukharev^{122a,122b}, D. South⁴⁶, S. Spagnolo^{68a,68b}, M. Spalla¹¹⁵, M. Spangenberg¹⁷⁹, F. Spano⁹⁴, D. Sperlich⁵², T. M. Spieker^{61a}, R. Spighi^{23b}, G. Spigo³⁶, M. Spina¹⁵⁷, D. P. Spiteri⁵⁷, M. Spousta¹⁴³, A. Stabile^{69a,69b}, R. Stamer^{61a}, M. Stamenkovic¹²⁰, E. Stanecka⁸⁵, B. Stanislaus¹³⁵, M. M. Stanitzki⁴⁶, M. Stankaityte¹³⁵, B. Stapf¹²⁰, E. A. Starchenko¹²³, G. H. Stark¹⁴⁶, J. Stark⁵⁸, S. H. Stark⁴⁰, P. Staroba¹⁴¹, P. Starovoitov^{61a}, S. Stärz¹⁰⁴, R. Staszewski⁸⁵, G. Stavropoulos⁴⁴, M. Stegler⁴⁶, P. Steinberg²⁹, A. L. Steinhebel¹³², B. Stelzer¹⁵³, H. J. Stelzer¹³⁹, O. Stelzer-Chilton^{169a}, H. Stenzel⁵⁶, T. J. Stevenson¹⁵⁷, G. A. Stewart³⁶, M. C. Stockton³⁶, G. Stoicea^{27b}, M. Stolarski^{140a}, P. Stolte⁵³, S. Stonjek¹¹⁵, A. Straessner⁴⁸, J. Strandberg¹⁵⁵, S. Strandberg^{45a,45b}, M. Strauss¹²⁹, P. Strizenc^{28b}, R. Ströhmer¹⁷⁸, D. M. Strom¹³², R. Stroynowski⁴², A. Strubig⁵⁰, S. A. Stucci²⁹, B. Stugu¹⁷, J. Stupak¹²⁹, N. A. Styles⁴⁶, D. Su¹⁵⁴, S. Suchek^{61a}, V. V. Sulin¹¹¹, M. J. Sullivan⁹¹, D. M. S. Sultan⁵⁴, S. Sultansoy^{4c}, T. Sumida⁸⁶, S. Sun¹⁰⁶, X. Sun³, K. Suruliz¹⁵⁷, C. J. E. Suster¹⁵⁸, M. R. Sutton¹⁵⁷, S. Suzuki⁸², M. Svatos¹⁴¹, M. Swiatlowski³⁷, S. P. Swift², T. Swirski¹⁷⁸, A. Sydorenko¹⁰⁰, I. Sykora^{28a}, M. Sykora¹⁴³, T. Sykora¹⁴³, D. Ta¹⁰⁰, K. Tackmann^{46,ac}, J. Taenzer¹⁶², A. Taffard¹⁷², R. Tafirout^{169a}, H. Takai²⁹, R. Takashima⁸⁷, K. Takeda⁸³, T. Takeshita¹⁵¹, E. P. Takeva⁵⁰, Y. Takubo⁸², M. Talby¹⁰², A. A. Talyshev^{122a,122b}, N. M. Tamir¹⁶², J. Tanaka¹⁶⁴, M. Tanaka¹⁶⁶, R. Tanaka⁶⁵, S. Tapia Araya¹⁷⁴, S. Tapprogge¹⁰⁰, A. Tarek Abouelfadl Mohamed¹³⁶, S. Tarem¹⁶¹, G. Tarna^{27b,c}, G. F. Tartarelli^{69a}, P. Tas¹⁴³, M. Tasevsky¹⁴¹, T. Tashiro⁸⁶, E. Tassi^{41a,41b}, A. Tavares Delgado^{140a,140b}, Y. Tayalati^{35c}, A. J. Taylor⁵⁰, G. N. Taylor¹⁰⁵, W. Taylor^{169b}, A. S. Tee⁹⁰, R. Teixeira De Lima¹⁵⁴, P. Teixeira-Dias⁹⁴, H. Ten Kate³⁶, J. J. Teoh¹²⁰, S. Terada⁸², K. Terashi¹⁶⁴, J. Terron⁹⁹, S. Terzo¹⁴, M. Testa⁵¹, R. J. Teuscher^{168,ah}, S. J. Thais¹⁸⁴, T. Theveneaux-Pelzer⁴⁶, F. Thiele⁴⁰, D. W. Thomas⁹⁴, J. O. Thomas⁴², J. P. Thomas²¹, P. D. Thompson²¹, L. A. Thomsen¹⁸⁴, E. Thomson¹³⁷, E. J. Thorpe⁹³, Y. Tian³⁹, R. E. Ticse Torres⁵³, V. Tikhomirov^{111,as}, Yu. A. Tikhonov^{122a,122b}, S. Timoshenko¹¹², P. Tipton¹⁸⁴, S. Tisserant¹⁰², K. Todome^{23a,23b}, S. Todorova-Nova⁵, S. Todt⁴⁸, J. Tojo⁸⁸, S. Tokár^{28a}, K. Tokushuku⁸², E. Tolley¹²⁷, K. G. Tomiwa^{33c}, M. Tomoto¹¹⁷, L. Tompkins^{154,r}, B. Tong⁵⁹, P. Tornambe¹⁰³, E. Torrence¹³², H. Torres⁴⁸, E. Torró Pastor¹⁴⁹, C. Toscirci¹³⁵, J. Toth^{102,af}, D. R. Tovey¹⁵⁰, A. Traet¹⁷, C. J. Treado¹²⁵, T. Trefzger¹⁷⁸, F. Tresoldi¹⁵⁷, A. Tricoli²⁹, I. M. Trigger^{169a}, S. Trincz-Duvold¹³⁶, W. Trischuk¹⁶⁸, B. Trocmé⁵⁸, A. Trofymov¹⁴⁵, C. Troncon^{69a}, M. Trovatelli¹⁷⁷, F. Trovato¹⁵⁷, L. Truong^{33b}, M. Trzebinski⁸⁵, A. Trzupek⁸⁵, F. Tsai⁴⁶, J. C.-L. Tseng¹³⁵, P. V. Tsiarehka^{108,an}, A. Tsirigotis¹⁶³, N. Tsirintanis⁹, V. Tsiskaridze¹⁵⁶, E. G. Tskhadadze^{160a}, M. Tsopoulou¹⁶³, I. I. Tsukerman¹²⁴, V. Tsulaia¹⁸, S. Tsuno⁸², D. Tsybychev¹⁵⁶, Y. Tu^{63b}, A. Tudorache^{27b}, V. Tudorache^{27b}, T. T. Tulbure^{27a}, A. N. Tuna⁵⁹, S. Turchikhin⁸⁰, D. Turgeman¹⁸¹, I. Turk Cakir^{4b,x}, R. J. Turner²¹, R. Turra^{69a}, P. M. Tuts³⁹, S. Tzamarias¹⁶³, E. Tzovara¹⁰⁰, G. Ucchielli⁴⁷, K. Uchida¹⁶⁴, I. Ueda⁸², M. Ughetto^{45a,45b}, F. Ukegawa¹⁷⁰, G. Unal³⁶, A. Undrus²⁹, G. Unel¹⁷², F. C. Ungaro¹⁰⁵, Y. Unno⁸², K. Uno¹⁶⁴, J. Urban^{28b}, P. Urquijo¹⁰⁵, G. Usai⁸, J. Usui⁸², Z. Uysal^{12d}, L. Vacavant¹⁰², V. Vacek¹⁴², B. Vachon¹⁰⁴, K. O. H. Vadla¹³⁴, A. Vaidya⁹⁵, C. Valderanis¹¹⁴, E. Valdes Santurio^{45a,45b}, M. Valente⁵⁴, S. Valentineti^{23a,23b}, A. Valero¹⁷⁵, L. Valéry⁴⁶, R. A. Vallance²¹, A. Vallier³⁶, J. A. Valls Ferrer¹⁷⁵, T. R. Van Daalen¹⁴, P. Van Gemmeren⁶, I. Van Vulpen¹²⁰, M. Vanadia^{74a,74b}, W. Vandelli³⁶, A. Vaniachine¹⁶⁷, D. Vannicola^{73a,73b}, R. Vari^{73a}, E. W. Varnes⁷, C. Varni^{55a,55b}, T. Varol⁴², D. Varouchas⁶⁵, K. E. Varvell¹⁵⁸, M. E. Vasilé^{27b}, G. A. Vasquez¹⁷⁷, J. G. Vasquez¹⁸⁴, F. Vazeille³⁸, D. Vazquez Furelos¹⁴, T. Vazquez Schroeder³⁶, J. Veatch⁵³, V. Vecchio^{75a,75b}, M. J. Veen¹²⁰, L. M. Veloce¹⁶⁸, F. Veloso^{140a,140c}, S. Veneziano^{73a}, A. Ventura^{68a,68b}, N. Venturi³⁶, A. Verbitskiy¹¹⁵, V. Vercesi^{71a}, M. Verducci^{72a,72b}, C. M. Vergel Infante⁷⁹

C. Vergis²⁴ , W. Verkerke¹²⁰ , A. T. Vermeulen¹²⁰ , J. C. Vermeulen¹²⁰ , M. C. Vetterli^{153,az} , N. Viaux Maira^{147b} , M. Vicente Barreto Pinto⁵⁴ , T. Vickey¹⁵⁰ , O. E. Vickey Boeriu¹⁵⁰ , G. H. A. Viehhauser¹³⁵ , L. Viganì^{61b} , M. Villa^{23a,23b} , M. Villaplana Perez^{69a,69b} , E. Vilucchi⁵¹ , M. G. Vinciter³⁴ , V. B. Vinogradov⁸⁰ , G. S. Virdee²¹ , A. Vishwakarma⁴⁶ , C. Vittori^{23a,23b} , I. Vivarelli¹⁵⁷ , M. Vogel¹⁸³ , P. Vokac¹⁴² , S. E. von Buddenbrock^{33c} , E. Von Toerne²⁴ , V. Vorobel¹⁴³ , K. Vorobev¹¹² , M. Vos¹⁷⁵ , J. H. Vosseveld⁹¹ , M. Vozak¹⁰¹ , N. Vranjes¹⁶ , M. Vranjes Milosavljevic¹⁶ , V. Vrba^{142,*} , M. Vreeswijk¹²⁰ , R. Vuillemet³⁶ , I. Vukotic³⁷ , P. Wagner²⁴ , W. Wagner¹⁸³ , J. Wagner-Kuhr¹¹⁴ , S. Wahdan¹⁸³ , H. Wahlberg⁸⁹ , K. Wakamiya⁸³ , V. M. Walbrecht¹¹⁵ , J. Walder⁹⁰ , R. Walker¹¹⁴ , S. D. Walker⁹⁴ , W. Walkowiak¹⁵² , V. Wallangen^{45a,45b} , A. M. Wang⁵⁹ , C. Wang^{60c} , C. Wang^{60b} , F. Wang¹⁸² , H. Wang¹⁸ , H. Wang³ , J. Wang¹⁵⁸ , J. Wang^{61b} , P. Wang⁴² , Q. Wang¹²⁹ , R.-J. Wang¹⁰⁰ , R. Wang^{60a} , R. Wang⁶ , S. M. Wang¹⁵⁹ , W. T. Wang^{60a} , W. X. Wang^{60a,ai} , Y. Wang^{60a,ap} , Z. Wang^{60c} , C. Wanotayaroj⁴⁶ , A. Warburton¹⁰⁴ , C. P. Ward³² , D. R. Wardrope⁹⁵ , N. Warrack⁵⁷ , A. Washbrook⁵⁰ , A. T. Watson²¹ , M. F. Watson²¹ , G. Watts¹⁴⁹ , B. M. Waugh⁹⁵ , A. F. Webb¹¹ , S. Webb¹⁰⁰ , C. Weber¹⁸⁴ , M. S. Weber²⁰ , S. A. Weber³⁴ , S. M. Weber^{61a} , A. R. Weidberg¹³⁵ , J. Weingarten⁴⁷ , M. Weirich¹⁰⁰ , C. Weiser⁵² , P. S. Wells³⁶ , T. Wenaus²⁹ , T. Wengler³⁶ , S. Wenig³⁶ , N. Wermes²⁴ , M. D. Werner⁷⁹ , M. Wessels^{61a} , T. D. Weston²⁰ , K. Whalen¹³² , N. L. Whallon¹⁴⁹ , A. M. Wharton⁹⁰ , A. S. White¹⁰⁶ , A. White⁸ , M. J. White¹ , D. Whiteson¹⁷² , B. W. Whitmore⁹⁰ , W. Wiedenmann¹⁸² , M. Wielers¹⁴⁴ , N. Wieseotte¹⁰⁰ , C. Wiglesworth⁴⁰ , L. A. M. Wiik-Fuchs⁵² , F. Wilk¹⁰¹ , H. G. Wilkens³⁶ , L. J. Wilkins⁹⁴ , H. H. Williams¹³⁷ , S. Williams³² , C. Willis¹⁰⁷ , S. Willocq¹⁰³ , J. A. Wilson²¹ , I. Wingerter-Seez⁵ , E. Winkels¹⁵⁷ , F. Winklmeier¹³² , O. J. Winston¹⁵⁷ , B. T. Winter⁵² , M. Wittgen¹⁵⁴ , M. Wobisch⁹⁶ , A. Wolf¹⁰⁰ , T. M. H. Wolf¹²⁰ , R. Wolff¹⁰² , R. Wölker¹³⁵ , J. Wollrath⁵² , M. W. Wolter⁸⁵ , H. Wolters^{140a,140c} , V. W. S. Wong¹⁷⁶ , N. L. Woods¹⁴⁶ , S. D. Worm²¹ , B. K. Wosiek⁸⁵ , K. W. Woźniak⁸⁵ , K. Wraight⁵⁷ , S. L. Wu¹⁸² , X. Wu⁵⁴ , Y. Wu^{60a} , T. R. Wyatt¹⁰¹ , B. M. Wynne⁵⁰ , S. Xella⁴⁰ , Z. Xi¹⁰⁶ , X. Xiao¹⁰⁶ , D. Xu^{15a} , H. Xu^{60a,c} , L. Xu²⁹ , T. Xu¹⁴⁵ , W. Xu¹⁰⁶ , Z. Xu^{60b} , Z. Xu¹⁵⁴ , B. Yabsley¹⁵⁸ , S. Yacoub^{33a} , K. Yajima¹³³ , D. P. Yallup⁹⁵ , D. Yamaguchi¹⁶⁶ , Y. Yamaguchi¹⁶⁶ , A. Yamamoto⁸² , F. Yamane⁸³ , M. Yamatani¹⁶⁴ , T. Yamazaki¹⁶⁴ , Y. Yamazaki⁸³ , Z. Yan²⁵ , H. J. Yang^{60c,60d} , H. T. Yang¹⁸ , S. Yang⁷⁸ , X. Yang^{58,60b} , Y. Yang¹⁶⁴ , W.-M. Yao¹⁸ , Y. C. Yap⁴⁶ , Y. Yasu⁸² , E. Yatsenko^{60c,60d} , J. Ye⁴² , S. Ye²⁹ , I. Yeletsikh⁸⁰ , M. R. Yexley⁹⁰ , E. Yigitbasi²⁵ , K. Yorita¹⁸⁰ , K. Yoshihara¹³⁷ , C. J. S. Young³⁶ , C. Young¹⁵⁴ , J. Yu⁷⁹ , R. Yuan^{60b,i} , X. Yue^{61a} , S. P. Y. Yuen²⁴ , B. Zabinski⁸⁵ , G. Zacharis¹⁰ , E. Zaffaroni⁵⁴ , A. M. Zaitsev^{123,ar} , T. Zakareishvili^{160b} , N. Zakharchuk³⁴ , S. Zambito⁵⁹ , D. Zanzi³⁶ , D. R. Zaripovas⁵⁷ , S. V. Zeißner⁴⁷ , C. Zeitnitz¹⁸³ , G. Zemaityte¹³⁵ , J. C. Zeng¹⁷⁴ , O. Zenin¹²³ , T. Ženiš^{28a} , D. Zerwas⁶⁵ , M. Zgubić¹³⁵ , D. F. Zhang^{15b} , F. Zhang¹⁸² , G. Zhang^{15b} , H. Zhang^{15c} , J. Zhang⁶ , L. Zhang^{15c} , L. Zhang^{60a} , M. Zhang¹⁷⁴ , R. Zhang²⁴ , X. Zhang^{60b} , Y. Zhang^{15a,15d} , Z. Zhang^{63a} , Z. Zhang⁶⁵ , P. Zhao⁴⁹ , Y. Zhao^{60b} , Z. Zhao^{60a} , A. Zhemchugov⁸⁰ , Z. Zheng¹⁰⁶ , D. Zhong¹⁷⁴ , B. Zhou¹⁰⁶ , C. Zhou¹⁸² , M. S. Zhou^{15a,15d} , M. Zhou¹⁵⁶ , N. Zhou^{60c} , Y. Zhou⁷ , C. G. Zhu^{60b} , H. L. Zhu^{60a} , H. Zhu^{15a} , J. Zhu¹⁰⁶ , Y. Zhu^{60a} , X. Zhuang^{15a} , K. Zhukov¹¹¹ , V. Zhulanov^{122a,122b} , D. Ziemska⁶⁶ , N. I. Zimine⁸⁰ , S. Zimmermann^{52,*} , Z. Zinonos¹¹⁵ , M. Ziolkowski¹⁵² , L. Živković¹⁶ , G. Zobernig¹⁸² , A. Zoccoli^{23a,23b} , K. Zoch⁵³ , T. G. Zorbas¹⁵⁰ , R. Zou³⁷ , L. Zwalinski³⁶ 

¹ Department of Physics, University of Adelaide, Adelaide, Australia

² Physics Department, SUNY Albany, Albany, NY, USA

³ Department of Physics, University of Alberta, Edmonton, AB, Canada

⁴ (a)Department of Physics, Ankara University, Ankara, Turkey; (b)Application and Research Center for Advanced Studies, Istanbul Aydin University, Istanbul, Turkey; (c)Division of Physics, TOBB University of Economics and Technology, Ankara, Turkey

⁵ LAPP, Univ. Savoie Mont Blanc, CNRS/IN2P3, Annecy, France

⁶ High Energy Physics Division, Argonne National Laboratory, Argonne, IL, USA

⁷ Department of Physics, University of Arizona, Tucson, AZ, USA

⁸ Department of Physics, University of Texas at Arlington, Arlington, TX, USA

⁹ Physics Department, National and Kapodistrian University of Athens, Athens, Greece

¹⁰ Physics Department, National Technical University of Athens, Zografou, Greece

¹¹ Department of Physics, University of Texas at Austin, Austin, TX, USA

- ¹² (a) Faculty of Engineering and Natural Sciences, Bahcesehir University, Istanbul, Turkey; (b) Faculty of Engineering and Natural Sciences, Istanbul Bilgi University, Istanbul, Turkey; (c) Department of Physics, Bogazici University, Istanbul, Turkey; (d) Department of Physics Engineering, Gaziantep University, Gaziantep, Turkey
- ¹³ Institute of Physics, Azerbaijan Academy of Sciences, Baku, Azerbaijan
- ¹⁴ Institut de Física d'Altes Energies (IFAE), Barcelona Institute of Science and Technology, Barcelona, Spain
- ¹⁵ (a) Institute of High Energy Physics, Chinese Academy of Sciences, Beijing, China; (b) Physics Department, Tsinghua University, Beijing, China; (c) Department of Physics, Nanjing University, Nanjing, China; (d) University of Chinese Academy of Science (UCAS), Beijing, China
- ¹⁶ Institute of Physics, University of Belgrade, Belgrade, Serbia
- ¹⁷ Department for Physics and Technology, University of Bergen, Bergen, Norway
- ¹⁸ Physics Division, Lawrence Berkeley National Laboratory and University of California, Berkeley, CA, USA
- ¹⁹ Institut für Physik, Humboldt Universität zu Berlin, Berlin, Germany
- ²⁰ Albert Einstein Center for Fundamental Physics and Laboratory for High Energy Physics, University of Bern, Bern, Switzerland
- ²¹ School of Physics and Astronomy, University of Birmingham, Birmingham, UK
- ²² Facultad de Ciencias y Centro de Investigaciones, Universidad Antonio Nariño, Bogotá, Colombia
- ²³ (a) Dipartimento di Fisica e Astronomia A. Righi, Università di Bologna, Bologna, Italy; (b) INFN Sezione di Bologna, Bologna, Italy
- ²⁴ Physikalisches Institut, Universität Bonn, Bonn, Germany
- ²⁵ Department of Physics, Boston University, Boston, MA, USA
- ²⁶ Department of Physics, Brandeis University, Waltham, MA, USA
- ²⁷ (a) Transilvania University of Brasov, Brasov, Romania; (b) Horia Hulubei National Institute of Physics and Nuclear Engineering, Bucharest, Romania; (c) Department of Physics, Alexandru Ioan Cuza University of Iasi, Iasi, Romania; (d) Physics Department, National Institute for Research and Development of Isotopic and Molecular Technologies, Cluj-Napoca, Romania; (e) University Politehnica Bucharest, Bucharest, Romania; (f) West University in Timisoara, Timisoara, Romania
- ²⁸ (a) Faculty of Mathematics, Physics and Informatics, Comenius University, Bratislava, Slovak Republic; (b) Department of Subnuclear Physics, Institute of Experimental Physics of the Slovak Academy of Sciences, Kosice, Slovak Republic
- ²⁹ Physics Department, Brookhaven National Laboratory, Upton, NY, USA
- ³⁰ Departamento de Física (FCEN) and IFIBA, Universidad de Buenos Aires and CONICET, Buenos Aires, Argentina
- ³¹ California State University, Long Beach, CA, USA
- ³² Cavendish Laboratory, University of Cambridge, Cambridge, UK
- ³³ (a) Department of Physics, University of Cape Town, Cape Town, South Africa; (b) Department of Mechanical Engineering Science, University of Johannesburg, Johannesburg, South Africa; (c) School of Physics, University of the Witwatersrand, Johannesburg, South Africa
- ³⁴ Department of Physics, Carleton University, Ottawa, ON, Canada
- ³⁵ (a) Faculté des Sciences Ain Chock, Réseau Universitaire de Physique des Hautes Energies-Université Hassan II, Casablanca, Morocco; (b) Faculté des Sciences, Université Ibn-Tofail, Kenitra, Morocco; (c) Faculté des Sciences Semlalia, Université Cadi Ayyad, LPHEA-Marrakech, Marrakech, Morocco; (d) LPMR, Faculté des Sciences, Université Mohammed Premier, Oujda, Morocco; (e) Faculté des sciences, Université Mohammed V, Rabat, Morocco
- ³⁶ CERN, Geneva, Switzerland
- ³⁷ Enrico Fermi Institute, University of Chicago, Chicago, IL, USA
- ³⁸ LPC, Université Clermont Auvergne, CNRS/IN2P3, Clermont-Ferrand, France
- ³⁹ Nevis Laboratory, Columbia University, Irvington, NY, USA
- ⁴⁰ Niels Bohr Institute, University of Copenhagen, Copenhagen, Denmark
- ⁴¹ (a) Dipartimento di Fisica, Università della Calabria, Rende, Italy; (b) INFN Gruppo Collegato di Cosenza, Laboratori Nazionali di Frascati, Frascati, Italy
- ⁴² Physics Department, Southern Methodist University, Dallas, TX, USA
- ⁴³ Physics Department, University of Texas at Dallas, Richardson, TX, USA
- ⁴⁴ National Centre for Scientific Research “Demokritos”, Agia Paraskevi, Greece
- ⁴⁵ (a) Department of Physics, Stockholm University, Stockholm, Sweden; (b) Oskar Klein Centre, Stockholm, Sweden
- ⁴⁶ Deutsches Elektronen-Synchrotron DESY, Hamburg and Zeuthen, Germany
- ⁴⁷ Fakultät Physik, Technische Universität Dortmund, Dortmund, Germany

- 48 Institut für Kern- und Teilchenphysik, Technische Universität Dresden, Dresden, Germany
- 49 Department of Physics, Duke University, Durham, NC, USA
- 50 SUPA-School of Physics and Astronomy, University of Edinburgh, Edinburgh, UK
- 51 INFN e Laboratori Nazionali di Frascati, Frascati, Italy
- 52 Physikalisches Institut, Albert-Ludwigs-Universität Freiburg, Freiburg, Germany
- 53 II. Physikalisches Institut, Georg-August-Universität Göttingen, Göttingen, Germany
- 54 Département de Physique Nucléaire et Corpusculaire, Université de Genève, Geneva, Switzerland
- 55 ^(a)Dipartimento di Fisica, Università di Genova, Genoa, Italy; ^(b)INFN Sezione di Genova, Genoa, Italy
- 56 II. Physikalisches Institut, Justus-Liebig-Universität Giessen, Giessen, Germany
- 57 SUPA-School of Physics and Astronomy, University of Glasgow, Glasgow, UK
- 58 LPSC, Université Grenoble Alpes, CNRS/IN2P3, Grenoble INP, Grenoble, France
- 59 Laboratory for Particle Physics and Cosmology, Harvard University, Cambridge, MA, USA
- 60 ^(a)Department of Modern Physics and State Key Laboratory of Particle Detection and Electronics, University of Science and Technology of China, Hefei, China; ^(b)Institute of Frontier and Interdisciplinary Science and Key Laboratory of Particle Physics and Particle Irradiation (MOE), Shandong University, Qingdao, China; ^(c)Key Laboratory for Particle Astrophysics and Cosmology (MOE), School of Physics and Astronomy, Shanghai Jiao Tong University, SKLPPC, Shanghai, China; ^(d)Tsung-Dao Lee Institute, Shanghai, China
- 61 ^(a)Kirchhoff-Institut für Physik, Ruprecht-Karls-Universität Heidelberg, Heidelberg, Germany; ^(b)Physikalisches Institut, Ruprecht-Karls-Universität Heidelberg, Heidelberg, Germany
- 62 Faculty of Applied Information Science, Hiroshima Institute of Technology, Hiroshima, Japan
- 63 ^(a)Department of Physics, Chinese University of Hong Kong, Shatin, N.T., Hong Kong, China; ^(b)Department of Physics, University of Hong Kong, Hong Kong, China; ^(c)Department of Physics and Institute for Advanced Study, Hong Kong University of Science and Technology, Clear Water Bay, Kowloon, Hong Kong, China
- 64 Department of Physics, National Tsing Hua University, Hsinchu, Taiwan
- 65 IJCLab, Université Paris-Saclay, CNRS/IN2P3, 91405 Orsay, France
- 66 Department of Physics, Indiana University, Bloomington, IN, USA
- 67 ^(a)INFN Gruppo Collegato di Udine, Sezione di Trieste, Udine, Italy; ^(b)ICTP, Trieste, Italy; ^(c)Dipartimento Politecnico di Ingegneria e Architettura, Università di Udine, Udine, Italy
- 68 ^(a)INFN Sezione di Lecce, Lecce, Italy; ^(b)Dipartimento di Matematica e Fisica, Università del Salento, Lecce, Italy
- 69 ^(a)INFN Sezione di Milano, Milan, Italy; ^(b)Dipartimento di Fisica, Università di Milano, Milan, Italy
- 70 ^(a)INFN Sezione di Napoli, Naples, Italy; ^(b)Dipartimento di Fisica, Università di Napoli, Naples, Italy
- 71 ^(a)INFN Sezione di Pavia, Pavia, Italy; ^(b)Dipartimento di Fisica, Università di Pavia, Pavia, Italy
- 72 ^(a)INFN Sezione di Pisa, Pisa, Italy; ^(b)Dipartimento di Fisica E. Fermi, Università di Pisa, Pisa, Italy
- 73 ^(a)INFN Sezione di Roma, Rome, Italy; ^(b)Dipartimento di Fisica, Sapienza Università di Roma, Rome, Italy
- 74 ^(a)INFN Sezione di Roma Tor Vergata, Rome, Italy; ^(b)Dipartimento di Fisica, Università di Roma Tor Vergata, Rome, Italy
- 75 ^(a)INFN Sezione di Roma Tre, Rome, Italy; ^(b)Dipartimento di Matematica e Fisica, Università Roma Tre, Rome, Italy
- 76 ^(a)INFN-TIFPA, Povo, Italy; ^(b)Università degli Studi di Trento, Trento, Italy
- 77 Institut für Astro- und Teilchenphysik, Leopold-Franzens-Universität, Innsbruck, Austria
- 78 University of Iowa, Iowa City, IA, USA
- 79 Department of Physics and Astronomy, Iowa State University, Ames, IA, USA
- 80 Joint Institute for Nuclear Research, Dubna, Russia
- 81 ^(a)Departamento de Engenharia Elétrica, Universidade Federal de Juiz de Fora (UFJF), Juiz de Fora, Brazil ; ^(b)Universidade Federal do Rio De Janeiro COPPE/EE/IF, Rio de Janeiro, Brazil; ^(c)Instituto de Física, Universidade de São Paulo, São Paulo, Brazil
- 82 KEK, High Energy Accelerator Research Organization, Tsukuba, Japan
- 83 Graduate School of Science, Kobe University, Kobe, Japan
- 84 ^(a)Faculty of Physics and Applied Computer Science, AGH University of Science and Technology, Kraków, Poland ; ^(b)Marian Smoluchowski Institute of Physics, Jagiellonian University, Kraków, Poland
- 85 Institute of Nuclear Physics Polish Academy of Sciences, Kraków, Poland
- 86 Faculty of Science, Kyoto University, Kyoto, Japan
- 87 Kyoto University of Education, Kyoto, Japan
- 88 Research Center for Advanced Particle Physics and Department of Physics, Kyushu University, Fukuoka, Japan

- ⁸⁹ Instituto de Física La Plata, Universidad Nacional de La Plata and CONICET, La Plata, Argentina
- ⁹⁰ Physics Department, Lancaster University, Lancaster, UK
- ⁹¹ Oliver Lodge Laboratory, University of Liverpool, Liverpool, UK
- ⁹² Department of Experimental Particle Physics, Jožef Stefan Institute and Department of Physics, University of Ljubljana, Ljubljana, Slovenia
- ⁹³ School of Physics and Astronomy, Queen Mary University of London, London, UK
- ⁹⁴ Department of Physics, Royal Holloway University of London, Egham, UK
- ⁹⁵ Department of Physics and Astronomy, University College London, London, UK
- ⁹⁶ Louisiana Tech University, Ruston, LA, USA
- ⁹⁷ Fysiska institutionen, Lunds universitet, Lund, Sweden
- ⁹⁸ Centre de Calcul de l'Institut National de Physique Nucléaire et de Physique des Particules (IN2P3), Villeurbanne, France
- ⁹⁹ Departamento de Física Teórica C-15 and CIAFF, Universidad Autónoma de Madrid, Madrid, Spain
- ¹⁰⁰ Institut für Physik, Universität Mainz, Mainz, Germany
- ¹⁰¹ School of Physics and Astronomy, University of Manchester, Manchester, UK
- ¹⁰² CPPM, Aix-Marseille Université, CNRS/IN2P3, Marseille, France
- ¹⁰³ Department of Physics, University of Massachusetts, Amherst, MA, USA
- ¹⁰⁴ Department of Physics, McGill University, Montreal, QC, Canada
- ¹⁰⁵ School of Physics, University of Melbourne, Melbourne, VIC, Australia
- ¹⁰⁶ Department of Physics, University of Michigan, Ann Arbor, MI, USA
- ¹⁰⁷ Department of Physics and Astronomy, Michigan State University, East Lansing, MI, USA
- ¹⁰⁸ B.I. Stepanov Institute of Physics, National Academy of Sciences of Belarus, Minsk, Belarus
- ¹⁰⁹ Research Institute for Nuclear Problems of Byelorussian State University, Minsk, Belarus
- ¹¹⁰ Group of Particle Physics, University of Montreal, Montreal, QC, Canada
- ¹¹¹ P.N. Lebedev Physical Institute of the Russian Academy of Sciences, Moscow, Russia
- ¹¹² National Research Nuclear University MEPhI, Moscow, Russia
- ¹¹³ D.V. Skobeltsyn Institute of Nuclear Physics, M.V. Lomonosov Moscow State University, Moscow, Russia
- ¹¹⁴ Fakultät für Physik, Ludwig-Maximilians-Universität München, Munich, Germany
- ¹¹⁵ Max-Planck-Institut für Physik (Werner-Heisenberg-Institut), Munich, Germany
- ¹¹⁶ Nagasaki Institute of Applied Science, Nagasaki, Japan
- ¹¹⁷ Graduate School of Science and Kobayashi-Maskawa Institute, Nagoya University, Nagoya, Japan
- ¹¹⁸ Department of Physics and Astronomy, University of New Mexico, Albuquerque, NM, USA
- ¹¹⁹ Institute for Mathematics, Astrophysics and Particle Physics, Radboud University/Nikhef, Nijmegen, The Netherlands
- ¹²⁰ Nikhef National Institute for Subatomic Physics and University of Amsterdam, Amsterdam, The Netherlands
- ¹²¹ Department of Physics, Northern Illinois University, DeKalb, IL, USA
- ¹²² ^(a)Budker Institute of Nuclear Physics and NSU, SB RAS, Novosibirsk, Russia; ^(b)Novosibirsk State University, Novosibirsk, Russia
- ¹²³ Institute for High Energy Physics of the National Research Centre Kurchatov Institute, Protvino, Russia
- ¹²⁴ Institute for Theoretical and Experimental Physics named by A.I. Alikhanov of National Research Centre "Kurchatov Institute", Moscow, Russia
- ¹²⁵ Department of Physics, New York University, New York, NY, USA
- ¹²⁶ Ochanomizu University, Otsuka, Bunkyo-ku, Tokyo, Japan
- ¹²⁷ Ohio State University, Columbus, OH, USA
- ¹²⁸ Faculty of Science, Okayama University, Okayama, Japan
- ¹²⁹ Homer L. Dodge Department of Physics and Astronomy, University of Oklahoma, Norman, OK, USA
- ¹³⁰ Department of Physics, Oklahoma State University, Stillwater, OK, USA
- ¹³¹ Joint Laboratory of Optics, Palacký University, Olomouc, Czech Republic
- ¹³² Institute for Fundamental Science, University of Oregon, Eugene, OR, USA
- ¹³³ Graduate School of Science, Osaka University, Osaka, Japan
- ¹³⁴ Department of Physics, University of Oslo, Oslo, Norway
- ¹³⁵ Department of Physics, Oxford University, Oxford, UK
- ¹³⁶ LPNHE, Sorbonne Université, Université Paris Cité, CNRS/IN2P3, Paris, France
- ¹³⁷ Department of Physics, University of Pennsylvania, Philadelphia, PA, USA

- 138 Konstantinov Nuclear Physics Institute of National Research Centre “Kurchatov Institute”, PNPI, St. Petersburg, Russia
139 Department of Physics and Astronomy, University of Pittsburgh, Pittsburgh, PA, USA
140 ^(a)Laboratório de Instrumentação e Física Experimental de Partículas-LIP, Lisbon, Portugal; ^(b)Departamento de Física, Faculdade de Ciências, Universidade de Lisboa, Lisbon, Portugal; ^(c)Departamento de Física, Universidade de Coimbra, Coimbra, Portugal; ^(d)Centro de Física Nuclear da Universidade de Lisboa, Lisbon, Portugal; ^(e)Departamento de Física, Universidade do Minho, Braga, Portugal; ^(f)Departamento de Física Teórica y del Cosmos, Universidad de Granada, Granada, Spain; ^(g)Dep Física and CEFITEC of Faculdade de Ciências e Tecnologia, Universidade Nova de Lisboa, Caparica, Portugal
141 Institute of Physics of the Czech Academy of Sciences, Prague, Czech Republic
142 Czech Technical University in Prague, Prague, Czech Republic
143 Faculty of Mathematics and Physics, Charles University, Prague, Czech Republic
144 Particle Physics Department, Rutherford Appleton Laboratory, Didcot, UK
145 IRFU, CEA, Université Paris-Saclay, Gif-sur-Yvette, France
146 Santa Cruz Institute for Particle Physics, University of California Santa Cruz, Santa Cruz, CA, USA
147 ^(a)Departamento de Física, Pontificia Universidad Católica de Chile, Santiago, Chile; ^(b)Departamento de Física, Universidad Técnica Federico Santa María, Valparaiso, Chile
148 Universidade Federal de São João del Rei (UFSJ), São João del Rei, Brazil
149 Department of Physics, University of Washington, Seattle, WA, USA
150 Department of Physics and Astronomy, University of Sheffield, Sheffield, UK
151 Department of Physics, Shinshu University, Nagano, Japan
152 Department Physik, Universität Siegen, Siegen, Germany
153 Department of Physics, Simon Fraser University, Burnaby, BC, Canada
154 SLAC National Accelerator Laboratory, Stanford, CA, USA
155 Department of Physics, Royal Institute of Technology, Stockholm, Sweden
156 Departments of Physics and Astronomy, Stony Brook University, Stony Brook, NY, USA
157 Department of Physics and Astronomy, University of Sussex, Brighton, UK
158 School of Physics, University of Sydney, Sydney, Australia
159 Institute of Physics, Academia Sinica, Taipei, Taiwan
160 ^(a)E. Andronikashvili Institute of Physics, Iv. Javakhishvili Tbilisi State University, Tbilisi, Georgia; ^(b)High Energy Physics Institute, Tbilisi State University, Tbilisi, Georgia
161 Department of Physics, Technion, Israel Institute of Technology, Haifa, Israel
162 Raymond and Beverly Sackler School of Physics and Astronomy, Tel Aviv University, Tel Aviv, Israel
163 Department of Physics, Aristotle University of Thessaloniki, Thessaloniki, Greece
164 International Center for Elementary Particle Physics and Department of Physics, University of Tokyo, Tokyo, Japan
165 Graduate School of Science and Technology, Tokyo Metropolitan University, Tokyo, Japan
166 Department of Physics, Tokyo Institute of Technology, Tokyo, Japan
167 Tomsk State University, Tomsk, Russia
168 Department of Physics, University of Toronto, Toronto, ON, Canada
169 ^(a)TRIUMF, Vancouver, BC, Canada; ^(b)Department of Physics and Astronomy, York University, Toronto, ON, Canada
170 Division of Physics and Tomonaga Center for the History of the Universe, Faculty of Pure and Applied Sciences, University of Tsukuba, Tsukuba, Japan
171 Department of Physics and Astronomy, Tufts University, Medford, MA, USA
172 Department of Physics and Astronomy, University of California Irvine, Irvine, CA, USA
173 Department of Physics and Astronomy, University of Uppsala, Uppsala, Sweden
174 Department of Physics, University of Illinois, Urbana, IL, USA
175 Instituto de Física Corpuscular (IFIC), Centro Mixto Universidad de Valencia-CSIC, Valencia, Spain
176 Department of Physics, University of British Columbia, Vancouver, BC, Canada
177 Department of Physics and Astronomy, University of Victoria, Victoria, BC, Canada
178 Fakultät für Physik und Astronomie, Julius-Maximilians-Universität Würzburg, Würzburg, Germany
179 Department of Physics, University of Warwick, Coventry, UK
180 Waseda University, Tokyo, Japan
181 Department of Particle Physics and Astrophysics, Weizmann Institute of Science, Rehovot, Israel
182 Department of Physics, University of Wisconsin, Madison, WI, USA

- ¹⁸³ Fakultät für Mathematik und Naturwissenschaften, Fachgruppe Physik, Bergische Universität Wuppertal, Wuppertal, Germany
- ¹⁸⁴ Department of Physics, Yale University, New Haven, CT, USA
- ¹⁸⁵ Yerevan Physics Institute, Yerevan, Armenia
- ^a Also at Borough of Manhattan Community College, City University of New York, New York, NY, USA
- ^b Also at CERN, Geneva, Switzerland
- ^c Also at CPPM, Aix-Marseille Université, CNRS/IN2P3, Marseille, France
- ^d Also at Département de Physique Nucléaire et Corpusculaire, Université de Genève, Geneva, Switzerland
- ^e Also at Departament de Física de la Universitat Autònoma de Barcelona, Barcelona, Spain
- ^f Also at Departamento de Física, Instituto Superior Técnico, Universidade de Lisboa, Lisbon, Portugal
- ^g Also at Department of Applied Physics and Astronomy, University of Sharjah, Sharjah, United Arab Emirates
- ^h Also at Department of Financial and Management Engineering, University of the Aegean, Chios, Greece
- ⁱ Also at Department of Physics and Astronomy, Michigan State University, East Lansing, MI, USA
- ^j Also at Department of Physics and Astronomy, University of Louisville, Louisville, KY, USA
- ^k Also at Department of Physics and Astronomy, University of Sheffield, Sheffield, UK
- ^l Also at Department of Physics, Ben Gurion University of the Negev, Beersheba, Israel
- ^m Also at Department of Physics, California State University, East Bay, USA
- ⁿ Also at Department of Physics, California State University, Fresno, USA
- ^o Also at Department of Physics, California State University, Sacramento, USA
- ^p Also at Department of Physics, King's College London, London, UK
- ^q Also at Department of Physics, St. Petersburg State Polytechnical University, St. Petersburg, Russia
- ^r Also at Department of Physics, Stanford University, Stanford, CA, USA
- ^s Also at Department of Physics, University of Adelaide, Adelaide, Australia
- ^t Also at Department of Physics, University of Fribourg, Fribourg, Switzerland
- ^u Also at Department of Physics, University of Michigan, Ann Arbor, MI, USA
- ^v Also at Dipartimento di Matematica, Informatica e Fisica, Università di Udine, Udine, Italy
- ^w Also at Faculty of Physics, M.V. Lomonosov Moscow State University, Moscow, Russia
- ^x Also at Faculty of Engineering, Giresun University, Giresun, Turkey
- ^y Also at Graduate School of Science, Osaka University, Osaka, Japan
- ^z Also at Hellenic Open University, Patras, Greece
- ^{aa} Also at IJCLab, Université Paris-Saclay, CNRS/IN2P3, 91405 Orsay, France
- ^{ab} Also at Institutio Catalana de Recerca i Estudis Avancats, ICREA, Barcelona, Spain
- ^{ac} Also at Institut für Experimentalphysik, Universität Hamburg, Hamburg, Germany
- ^{ad} Also at Institute for Mathematics, Astrophysics and Particle Physics, Radboud University/Nikhef, Nijmegen, The Netherlands
- ^{ae} Also at Institute for Nuclear Research and Nuclear Energy (INRNE) of the Bulgarian Academy of Sciences, Sofia, Bulgaria
- ^{af} Also at Institute for Particle and Nuclear Physics, Wigner Research Centre for Physics, Budapest, Hungary
- ^{ag} Also at Institute of High Energy Physics, Chinese Academy of Sciences, Beijing, China
- ^{ah} Also at Institute of Particle Physics (IPP), Ottawa, Canada
- ^{ai} Also at Institute of Physics, Academia Sinica, Taipei, Taiwan
- ^{aj} Also at Institute of Physics, Azerbaijan Academy of Sciences, Baku, Azerbaijan
- ^{ak} Also at Institute of Theoretical Physics, Ilia State University, Tbilisi, Georgia
- ^{al} Also at Instituto de Física Teórica, IFT-UAM/CSIC, Madrid, Spain
- ^{am} Also at Department of Physics, Istanbul University, Istanbul, Turkey
- ^{an} Also at Joint Institute for Nuclear Research, Dubna, Russia
- ^{ao} Also at Louisiana Tech University, Ruston, LA, USA
- ^{ap} Also at LPNHE, Sorbonne Université, Université Paris Cité, CNRS/IN2P3, Paris, France
- ^{aq} Also at Manhattan College, New York, NY, USA
- ^{ar} Also at Moscow Institute of Physics and Technology State University, Dolgoprudny, Russia
- ^{as} Also at National Research Nuclear University MEPhI, Moscow, Russia
- ^{at} Also at Physics Department, An-Najah National University, Nablus, Palestine

^{au} Also at Physics Department, University of South Africa, Pretoria, South Africa

^{av} Also at Physikalisches Institut, Albert-Ludwigs-Universität Freiburg, Freiburg, Germany

^{aw} Also at School of Physics, Sun Yat-sen University, Guangzhou, China

^{ax} Also at The City College of New York, New York, NY, USA

^{ay} Also at The Collaborative Innovation Center of Quantum Matter (CICQM), Beijing, China

^{az} Also at TRIUMF, Vancouver, BC, Canada

^{ba} Also at Università di Napoli Parthenope, Naples, Italy

* Deceased