



This is a repository copy of *Robust speaker recognition using speech enhancement and attention model*.

White Rose Research Online URL for this paper:
<https://eprints.whiterose.ac.uk/189091/>

Version: Accepted Version

Proceedings Paper:

Shi, Y., Huang, Q. and Hain, T. orcid.org/0000-0003-0939-3464 (2020) Robust speaker recognition using speech enhancement and attention model. In: Lee, K.A., Koshinaka, T. and Shinoda, K., (eds.) Proceedings of the Speaker and Language Recognition Workshop (Odyssey 2020). The Speaker and Language Recognition Workshop (Odyssey 2020), 01-05 Nov 2020, Tokyo, Japan. ISCA - International Speech Communication Association , pp. 451-458.

<https://doi.org/10.21437/odyssey.2020-65>

© 2020 ISCA. This is an author-produced version of a paper subsequently published in Proc. The Speaker and Language Recognition Workshop (Odyssey 2020). Uploaded in accordance with the publisher's self-archiving policy.

Reuse

Items deposited in White Rose Research Online are protected by copyright, with all rights reserved unless indicated otherwise. They may be downloaded and/or printed for private study, or other acts as permitted by national copyright laws. The publisher or other rights holders may allow further reproduction and re-use of the full text version. This is indicated by the licence information on the White Rose Research Online record for the item.

Takedown

If you consider content in White Rose Research Online to be in breach of UK law, please notify us by emailing eprints@whiterose.ac.uk including the URL of the record and the reason for the withdrawal request.



eprints@whiterose.ac.uk
<https://eprints.whiterose.ac.uk/>

Robust Speaker Recognition Using Speech Enhancement And Attention Model

Yanpei Shi*, Qiang Huang*, Thomas Hain

Speech and Hearing Research Group
Department of Computer Science, University of Sheffield
{YShi30, qiang.huang, t.hain}@sheffield.ac.uk

Abstract

In this paper, a novel architecture for speaker recognition is proposed by cascading speech enhancement and speaker processing. It aims to improve speaker recognition performance when speech signals are corrupted by noise. Instead of separately processing speech enhancement and speaker recognition, the two modules are integrated into one framework by a joint optimisation using deep neural networks. Furthermore, to increase the robustness against noise, a multi-stage attention mechanism is employed to highlight the speaker related features learned from context information in both time and frequency domains. To evaluate speaker identification and verification performance of the proposed approach, VoxCeleb1, one of mostly used benchmark datasets, is used. Moreover, the robustness evaluation is also conducted on VoxCeleb1 when its being corrupted by three types of interferences, general noise, music, and babble, at different signal-to-noise ratio (SNR) levels. The obtained results show that the proposed approach using speech enhancement and multi-stage attention models outperforms two strong baselines in different acoustic conditions in our experiments.

1. Introduction

The aim of speaker recognition is to recognize speaker identities from their voice characteristics [1]. In recent years, the use of deep learning technologies has significantly improved speaker recognition performance. Variani, et al. [2] developed the d -vector using multiple fully-connected neural network layers, and Snyder, et al. [3] developed X -vectors based on the Time-delayed neural networks (TDNN). However, it is still a challenging task when recognizing or verifying speakers in poor acoustic conditions.

To tackle speech signals corrupted by noise, in this field, some of previous studies [4, 5] tended to recover original signals by removing noise. Some methods [6, 7] focused on feature extraction from un-corrupted voices, and some methods [8, 9] tried to estimate speech quality by computing signal-to-noise ratio (SNR). Although speech enhancement has been used for speaker recognition, in most of previous studies it was often processed individually. This might cause the learned features or enhanced speech signals unable to well meet the requirement by speaker recognition and verification. Accordingly, it is highly desirable that both speech enhancement and speaker processing model can be optimised jointly. In [10], Shon et al tried to integrate speech enhancement module and speaker processing module into one framework. In this method, the speech enhancement module worked to filter out unnecessary features corrupted by noise by generating a ratio mask and multiplying

element-wise with the original spectrogram for speaker verification. However, in this work, the speaker verification module was per-trained and frozen when training the speech enhancement network. This means that the two modules were not optimised jointly.

In addition to joint optimisation, attention mechanisms have also been widely used for speaker identification and verification [11, 12, 13, 14]. This is because a neural attention mechanism can allocate different weights to different input features. This can hence highlight the relevant information and reduce the interference caused by irrelevant information. In previous studies [15, 11], the use of attention models has provided benefits not only for speech processing, but also for natural language processing (NLP) and image processing

Wang, et al. [15] used an attentive X -vector where a self-attention layer was added before a statistics pooling layer to weight each frame. Rahman, et al. [11] jointly used attention model and K-max pooling to select the most relevant features. In [16], Moritz, et al. combined CTC (connectionist temporal classification) and attention model to improve the performance of end to end speech recognition. In [17, 18] and [19], different attention models were also designed for speech emotion recognition and phoneme recognition, respectively. In [20], an attention model was used to allow the each time step of decoder to focus on different part of input sentence to search for most relevant words. Luong, et al. [21] used global attention and local attention, where global attention attends to the whole input sentence and local attention only looks at a part of the input sentence. Cheng et al [22] proposed self attention that relating different positions of the same sentence. Woo, et al. [23] used combination of spatial attention and channel attention call CBAM to extract salient features from different dimension of input.

To improve the performance for speaker identification and verification, and increase the robustness against noise, in our proposed approach, the networks of speech enhancement and speaker recognition will be cascaded and their parameter will be optimised jointly by a single loss function. Simultaneously, a multi-stage attention mechanism will be also employed in order to learn useful features from context information in time, frequency and channel dimensions of the corresponding features. The use of multi-stage attention aims to highlight the relevant features to improve the robustness for speaker identification and verification in noise environment. The details of the proposed approach will be depicted in the following sections.

The rest of the paper is organized as follow: Section 2 presents the cascade structure of our approach and how the attention mechanism is used in these architecture. The used data set and experiment set-up are introduced in Section 3. The obtained results and related analysis are given in Section 4, and finally conclusions are drawn in Section 5

*The first and second author contribute equally to this paper

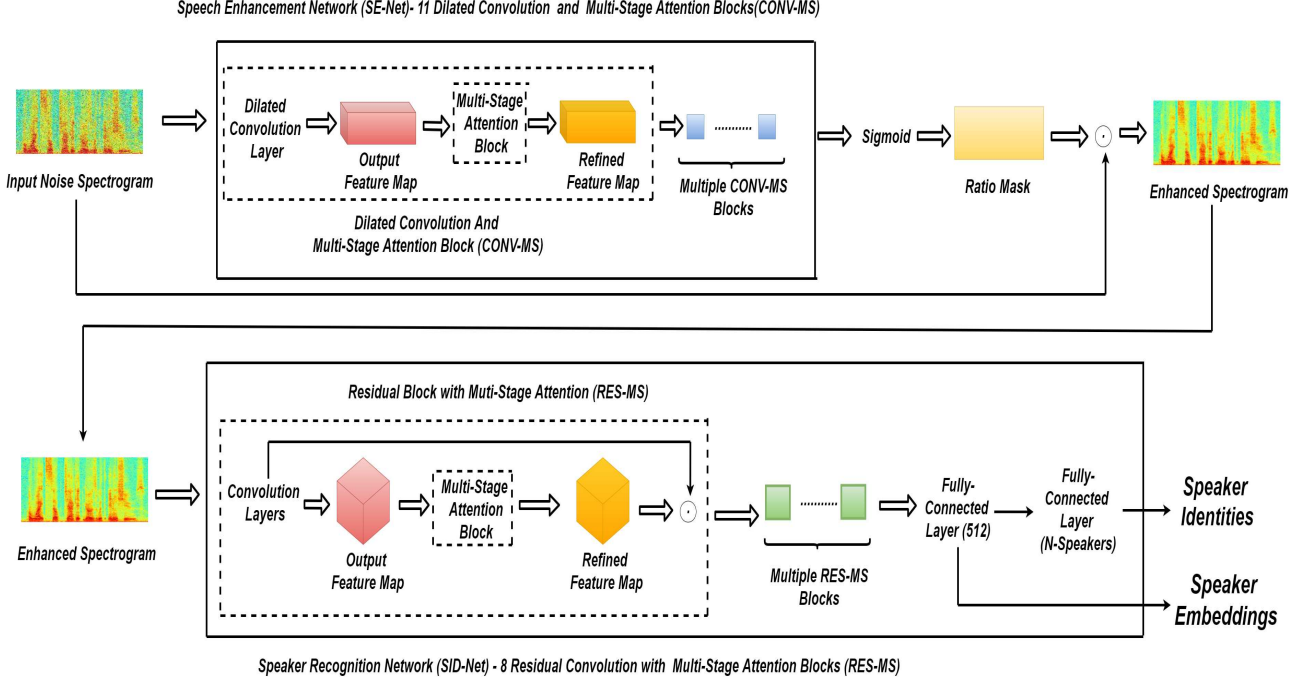


Figure 1: Architecture of proposed approach by cascading speech enhancement and speaker recognition. SE-Net denotes the speech enhancement network with taking noise spectrogram as input and consisting of 11 dilated convolution and multi-stage attention (CONV-MS) blocks. SID-Net denotes the speaker recognition network, with taking the enhanced spectrogram as input and consisting of 8 residual convolution and multi-stage attention (RES-MS) blocks.

2. Model Architecture

2.1. Speech Enhancement Module

Figure 1 shows the proposed model architecture consisting of a speech enhancement module and a speaker recognition module. $\mathbf{X} \in \mathcal{R}^{T \times F \times C}$ represent the input spectrograms, where T , F , and C represent the temporal dimension, frequency dimension, and channel dimension, respectively. For the input spectrogram, C is set to one, but its value is then changed to the number of kernels of a convolutional layer in the propose architecture.

The speech enhancement module consists of multiple Conv-MS blocks, each of them containing a dilated convolution layer followed by a multi-stage attention block. In the attention block, self attention is conducted in time, frequency and channel domains, respectively.

The output of the dilated convolutional layer is denoted as $\mathbf{H}_k \in \mathcal{R}^{T_k \times F_k \times C_k}$, where k means the k th CONV-MS block. The output \mathbf{H}_k'' denotes the refined features of the k th CONV-MS block, whose dimension is the same as \mathbf{H}_k .

The output of enhancement module is viewed as a ratio mask matrix to weight the input spectrogram by multiplying it by the corresponding frequency bins and time frames.

2.2. Speaker Recognition Module

The speaker recognition module consists of multiple residual convolutional blocks and a multi-stage attention block. The input of the k th residual block is denoted as $\mathbf{H}_k \in \mathcal{R}^{T_k \times F_k \times C_k}$, and the final refined feature map of the k th residual block is \mathbf{H}_k'' . Within each residual block, multi-stage is operated sequentially. The last residual block is followed by fully-connected layers, by which the predictions of speaker identities

are finally computed using.

2.3. Multi-Stage Attention (MS)

Figure 2 shows the structure of a multi-stage attention block, which runs channel attention, frequency attention, and time attention sequentially. Its mathematics representation can be found in equation 1:

$$\begin{aligned} \mathbf{H}_k' &= \alpha_{C,k} \odot \mathbf{H}_k \\ \mathbf{H}_k'' &= \alpha_{F,k} \odot \mathbf{H}_k' \\ \mathbf{H}_k''' &= \alpha_{T,k} \odot \mathbf{H}_k'' \end{aligned} \quad (1)$$

where $\alpha_{C,k}$, $\alpha_{F,k}$, and $\alpha_{T,k}$ represent the implementation of channel attention, frequency attention and time attention in the k th attention block, respectively.

2.3.1. Channel Attention

Following the principle of channel attention used in [24, 23], The working flow of channel attention is shown in Figure 2 (a) and Equation 2.

$$\begin{aligned} \mathbf{H}_{k,max}^C &= \max^{T_k \times F_k \times 1}(\mathbf{H}_k) \\ \mathbf{H}_{k,avg}^C &= \text{avg}^{T_k \times F_k \times 1}(\mathbf{H}_k) \\ \mathbf{S}_{max} &= \text{Relu}((\mathbf{H}_{k,max}^C) \mathbf{W}_0 + \mathbf{b}_0) \mathbf{W}_1 \\ \mathbf{S}_{avg} &= \text{Relu}((\mathbf{H}_{k,avg}^C) \mathbf{W}_0 + \mathbf{b}_0) \mathbf{W}_1 \\ \alpha^{C,k} &= \text{Sigmoid}(\mathbf{S}_{avg} + \mathbf{S}_{max}) \end{aligned} \quad (2)$$

where $\mathbf{W}_0 \in \mathcal{R}^{C_k \times 100}$, $\mathbf{b}_0 \in \mathcal{R}^{1 \times 100}$ and $\mathbf{W}_1 \in \mathcal{R}^{100 \times C_k}$ are the parameters of the k th channel attention block.

In the implementation of channel attention, max pooling and average pooling are firstly applied on both time and fre-

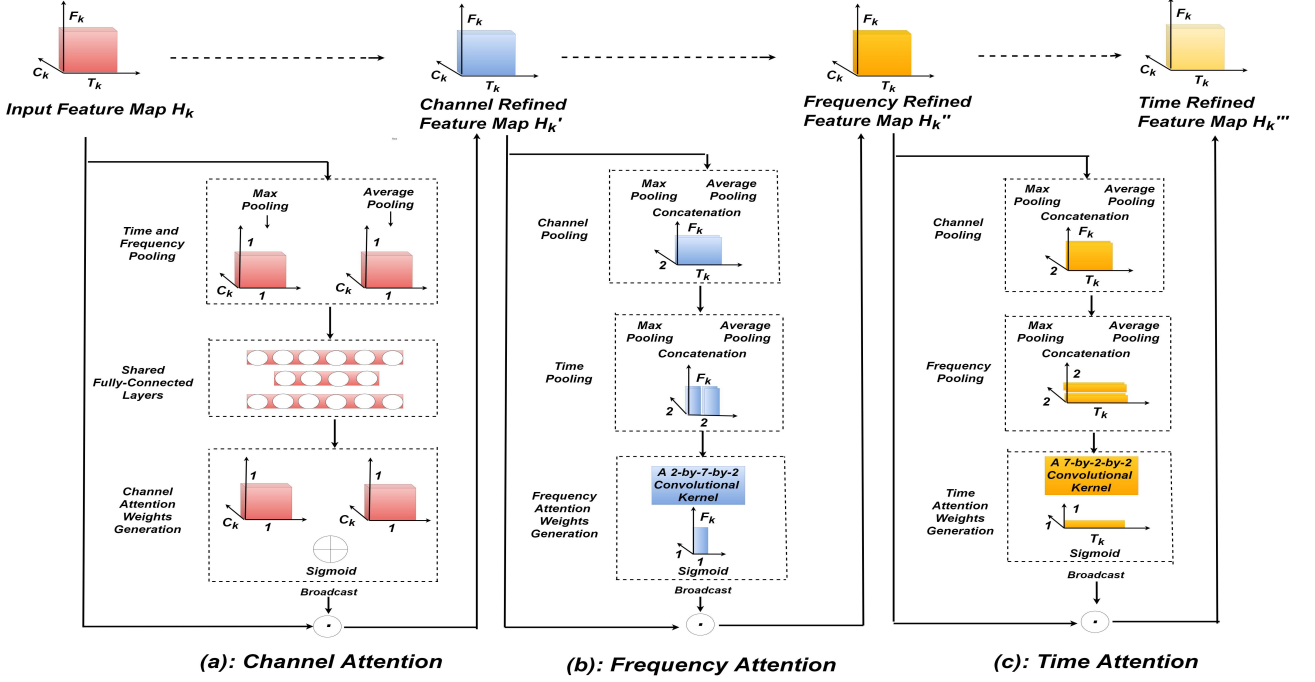


Figure 2: The multi-stage (MS) attention consists of three blocks attention block (a): Channel Attention; (b): Frequency Attention; (c): Time Attention, which are run in a cascading order.

frequency dimension of H_k . Their output $H_{k,avg}^C \in \mathcal{R}^{1 \times 1 \times C_k}$ and $H_{k,max}^C \in \mathcal{R}^{1 \times 1 \times C_k}$ are then used as the input of two fully connected layers sharing the same parameters and followed by *Relu* activation. The channel attention map $\alpha_k^{C,k}$ is finally obtained after a Sigmoid activation is applied to the summation of S_{avg} and S_{max} . After broadcasting data in $\alpha_k^{C,k}$ to expand the map size same as H_k , the attention map is multiplied by the original feature map H_k to generate the refined feature map H_k^C .

2.3.2. Frequency and Time Attention

The frequency and time attention block have similar working structure when processing their three dimensional input except that where an attention mechanism is applied to, frequency dimension or time dimension.

$$\begin{aligned}
H_{k,max}^{C'} &= \text{max}^{1 \times 1 \times C_k}(H_k^C) \\
H_{k,avg}^{C'} &= \text{avg}^{1 \times 1 \times C_k}(H_k^C) \\
H_{k,pool}^{C'} &= \text{Concat}[H_{k,avg}^{C'}; H_{k,max}^{C'}] \\
H_{k,max}^{T'} &= \text{max}^{T_k \times 1 \times 1}(H_{k,pool}^{C'}) \\
H_{k,avg}^{T'} &= \text{avg}^{T_k \times 1 \times 1}(H_{k,pool}^{C'}) \\
H_{k,pool}^{T'} &= \text{Concat}[H_{k,avg}^{T'}; H_{k,max}^{T'}] \\
\alpha_k^F &= \text{Sigmoid}(f^{2 \times 7}(H_{k,pool}^{T'}))
\end{aligned} \quad (3)$$

Figure 2 (b) shows the working flow of the time attention block and Equation 3 shows its implementation in math format. In the k th time attention block, a max pooling and an average pooling are firstly applied to channel dimension of the input data H_k^C , and the corresponding outputs are $H_{k,max}^{C'} \in \mathcal{R}^{T_k \times F_k \times 1}$ and $H_{k,avg}^{C'} \in \mathcal{R}^{T_k \times F_k \times 1}$, respectively. $H_{k,pool}^{C'} \in \mathcal{R}^{T_k \times F_k \times 2}$ is obtained by con-

catenating the outputs after using poolings. On time dimension, the same max pooling and average pooling steps are applied on $H_{k,pool}^{C'} \in \mathcal{R}^{T_k \times F_k \times 2}$ and the corresponding outputs are $H_{k,max}^{T'} \in \mathcal{R}^{1 \times F_k \times 2}$ and $H_{k,avg}^{T'} \in \mathcal{R}^{1 \times F_k \times 2}$. Again, the output after concatenating them on time dimension is $H_{k,pool}^{T'} \in \mathcal{R}^{2 \times F_k \times 2}$. The frequency attention map α_k^F is computed using a convolution operation with a 2-by-7-by-2 kernel followed by a sigmoid activation. The stride value is 1 on frequency dimension during convolution. The size of α_k^F is then expanded to the same as H_k^C by data broadcast. The frequency refined feature map H_k^F is finally obtained by the product of α_k^F and H_k^C .

The computation of time attention is similar to frequency attention. Equation 3 and Figure 2 (c) shows the computation flow. The final feature representation is obtained by the multiplication of the previous frequency refined feature map and the time attention weights α_k^T .

$$\begin{aligned}
H_{k,max}^{C''} &= \text{max}^{1 \times 1 \times C_k}(H_k^F) \\
H_{k,avg}^{C''} &= \text{avg}^{1 \times 1 \times C_k}(H_k^F) \\
H_{k,pool}^{C''} &= \text{Concat}[H_{k,avg}^{C''}; H_{k,max}^{C''}] \\
H_{k,max}^{F''} &= \text{max}^{1 \times F_k \times 1}(H_{k,pool}^{C''}) \\
H_{k,avg}^{F''} &= \text{avg}^{1 \times F_k \times 1}(H_{k,pool}^{C''}) \\
H_{k,pool}^{F''} &= \text{Concat}[H_{k,avg}^{F''}; H_{k,max}^{F''}] \\
\alpha_k^T &= \text{Sigmoid}(f^{7 \times 2}(H_{k,pool}^{F''}))
\end{aligned} \quad (4)$$

3. Experiments

3.1. Data

In this work, Voxceleb1 [25] dataset is used to evaluate the proposed approach. Voxceleb1 data are extracted from Youtube

Layer Name	Structure	Dilation
CONV-MS Block1	7x1x48 MS	1x1
CONV-MS Block2	1x7x48 MS	1x1
CONV-MS Block3	5x5x48 MS	1x1
CONV-MS Block4	5x5x48 MS	1x2
CONV-MS Block5	5x5x48 MS	1x4
CONV-MS Block6	5x5x48 MS	1x8
CONV-MS Block7	5x5x48 MS	1x1
CONV-MS Block8	5x5x48 MS	2x2
CONV-MS Block9	5x5x48 MS	4x4
CONV-MS Block10	5x5x48 MS	8x8
CONV-MS Block11	1x1x1 MS	1x1

Table 1: Architecture of the speech enhancement network (SE-Net) consists of 11 blocks. In each block, a dilated convolutional layer is followed by a multi-stage attention (MS) layer.

videos, which contains 1251 speakers with more than 150 thousand utterances collected "in the wild". The average length of the audios in the dataset is 7.8 seconds.

The spectrogram of each recording is used as input features. Each recording is segmented frames using a 25-ms sliding window with a 10-ms hop, and then a 512-point FFT is implemented on audio segments. In our experiments, a 3-second audio segment are randomly extracted from each recording without any normalization.

To evaluate the robustness of the proposed approach, extra noise from MUSAN dataset is used. MUSAN dataset contains three categories of noises: general noise, music and babble [26]. The general noise type contains 6 hours of audio, including DTMF tones, dialtones, fax machine noises et.al. The music type contains 42 hours of music recording from different categories. The babble type contains 60 hours of speech, including read speech from public domain, hearings, committees and debates et.al.

3.2. Speaker Identification

In VoxCeleb1 dataset, both training and test sets contain the same number of speakers (1251 speakers) [25]. The training set contains 145265 utterances and the test set contains 8251 utterances. In order to reduce possible bias, the MUSAN dataset is also split into two parts for training and test. This is to ensure that the noise signals used for training will not be reused for test. Each training utterance is mixed with a type of noise at one of five SNR levels. For the test set, the same data configuration is set. To evaluate the recognition performance, Top-1 and Top-5 accuracy are employed [27].

3.3. Speaker Verification

There contains 148,642 utterances (1211 speakers) in the Vox-Celeb1 development dataset, and 4,874 utterances (40 speakers)

Block Name	Structure	Output
RES-MS Block1	3x3x64 3x3x64 3x3x64 MS-ATT	150x129
RES-MS Block2	3x3x128 3x3x128 3x3x128 MS-ATT	75x65
RES-MS Block3	3x3x128 3x3x128 MS-ATT	75x65
RES-MS Block4	3x3x256 3x3x256 3x3x128 MS-ATT	38x33
RES-MS Block5	3x3x256 3x3x256 MS-ATT	38x33
RES-MS Block6	3x3x256 3x3x256 MS-ATT	38x33
RES-MS Block7	3x3x256 3x3x256 MS-ATT	38x33
RES-MS Block8	3x3x512 3x3x512 3x3x128 MS-ATT	19x17
Pool	19x1	1x17x512
FC	512	

Table 2: Architecture of SID-Net consists of 8 blocks. Within each block, the multiple convolutional layers are followed by a multi-stage attention (MS) layer before a residual connection.

in the test dataset [25]. For the speaker verification task, there are total 37,720 test pairs. The same configuration on the data for speaker recognition task is also set for speaker verification. To compare with the baseline introduced in [10], the same loss function and similarity measurement (Cosine) are used. Equal Error Rate (EER) [28] and Detection Cost Function (DCF) [29] are used as evaluation metrics. DCF is computed as the average of two minimum DCF score (DCF0.01 and DCF0.001) [29, 30].

3.4. Experiment Setup

To evaluate our proposed approach, five models including two baselines and three proposed approaches are to be tested on the data mentioned in Section 3.2 and 3.3. As listed in table 3, **SID** represents the baseline using the SID-Net, and **VoiceID.loss** [10] represents the baseline done by cascading speech enhancement and speaker recognition. **SE+SID** represents the cascading structure with a joint optimisation with SE-Net and SID-Net. **SE-MS+SID** and **SE+SID-MS** are the two proposed approaches using multi-stage attention models in either the speech enhancement module (SE-Net) or the speaker recognition module (SID-Net) besides the joint optimisation used in **SE+SID**.

3.5. Network Structure

Table 1 and Table 2 shows the detailed structure of the speech enhancement and speaker recognition module, respectively. In the speech enhancement module, 11 dilated convolutional layers are employed. The speaker recognition module uses the Resnet-20 architecture[31], due to its effectiveness in speaker recognition [27].

For **SE-MS+SID**, each dilated convolutional layer in the

Model	Description
VoiceID_loss[10]	baseline done by cascading speech enhancement and speaker recognition modules
SID	speaker identification baseline using speaker recognition module (SID-Net) only
SE+SID	joint optimisation of speech enhancement (SE-Net) and speaker recognition module (SID-Net) without using attention mechanism
SE-MS+SID	proposed model using a joint optimisation and a multi-stage attention (MS) models in speech enhancement module (SE-Net)
SE+SID-MS	proposed model using a joint optimisation and multi-stage attention models in speaker recognition module (SID-Net)

Table 3: Descriptions of five models: three baselines (**VoiceID_loss**, **SID**, and **SE+SID**) and two proposed approaches (**SE-MS+SID** and **SE+SID-MS**).

speech enhancement module is followed by a multi-stage attention module (MS). For **SE+SID-MS**, the multi-stage attention module (MS) is inserted into each residual block. Each of these two modules are trained independently, and are then fine-tuned by a joint optimisation. During training, Adam optimizer [32] is used with the initial learning rate being set to $1e-3$ and the decay rate being set to 0.9 for each epoche.

4. Results

Table 4 shows speaker identification results obtained using the models listed in Table 3. Compared to the **SID** baseline, the use of **SE+SID** yields better performances for speaker identification. After using multi-stage attention models, **SE+SID-MS** and **SE-MS+SID**, about 2~3% further improvements on Top-1 and Top-5 accuracy are obtained in comparison with the baseline in all noise conditions. Compared to **SE+SID**, the use of attention model can also show about 1~2% relative improvement even if the SNR is at 0dB level. This case is probably because the use of attention mechanism can highlight the speaker related information and reduce the interference caused by irrelevant noise signals.

For the task of speaker verification, table 5 shows similar tendencies when implementing all five models on the test data. It is clear that **SE+SID** the use of a joint optimisation can performs better than VoiceID_loss [10] using only a pre-trained speaker identification model instead of a joint optimisation. In comparison with speaker identification task, the verification improvements obtained using **SE-MS+SID** and **SE+SID-MS** are relatively smaller. This is probably because for speaker verification, the similarity between speaker embeddings learned from speaker model is computed using Cosine function instead of directly being computed using the trained speaker recognition model. In addition, for speaker verification, the use of attention model in speech enhancement module can yield slight better performances in almost all conditions except when speeches are corrupted by Babble noise at 0dB and 5dB SNR levels. For this case, a possible reason is that the "Babble" noise signals are relative complication due to its speaker/speech like characteristics. The use of attention model in speaker recognition module (SID-Net) might be more suitable to extract speaker relevant information than using an attention model in the speech enhancement model when acoustic environment is poor.

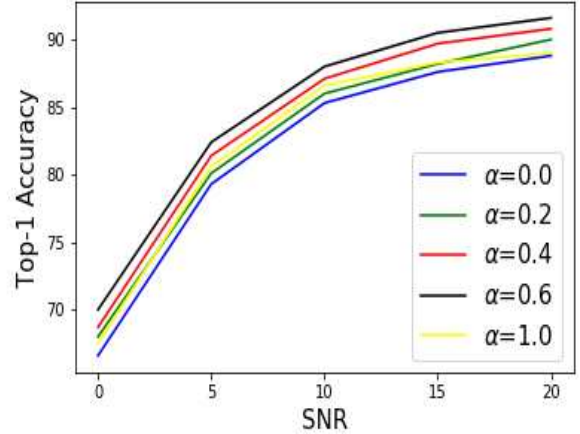


Figure 3: The Top-1 Accuracy of the linear combination of the SE-MS+SID and SE+SID-MS results when the noise is "babble". α denotes the combination parameter for SE-MS+SID, the combination parameter of SE+SID-MS is $1 - \alpha$.

Figure 3 shows the linear combination of speaker identification results (Top-1 Accuracy) of **SE-MS+SID** and **SE+SID-MS**. In the combination results, α denotes the combination parameter of **SE-MS+SID** and $1 - \alpha$ denotes that of **SE+SID-MS**. The two baseline when α equals to zero and one are also shown. When α equals to one, the linear combination is the same scenario that only using **SE-MS+SID**; When α equals to zero, the linear combination is the same scenario that only using **SE+SID-MS**. It is clear from the figure that when α becomes larger, the final results becomes better. This phenomenon shows the contribution of **SE-MS+SID** is bigger than **SE+SID-MS** to the final accuracy. The MS module added in SE module obtains better recognition results.

5. Conclusion and Future Work

In this paper, a joint optimisation by cascading the speech enhancement network and speaker recognition network was implemented in order to improve speaker identification and verification performance when speech signals are corrupted by noise. Furthermore, a multi-stage attention model also employed in either the speech enhancement or speaker recognition module to highlight speaker relevant information. It is clear that the use of speech enhancement can yield better performances than the only use of speaker identification model. Moreover, a joint optimisation and the use of attention model can further increase the robustness of our system against the interferences caused by different types of noise.

In the future work, the scenario that use multi-stage attention (MS) module in both SE-Net and SID-Net will be tested. More advanced speech enhancement technologies and training strategy such as adversarial training will be studied on other large datasets, such as Voxceleb2. Post-processing techniques for speaker embeddings such as PLDA back-end will also be taken into account.

Acknowledgement

This work was in part supported by Innovate UK Grant number 104264 MAUDIE.

Noise Type	SNR	SID		SE+SID		SE-MS +SID		SE+SID-MS	
		Top1 (%)	Top5 (%)	Top1 (%)	Top5 (%)	Top1 (%)	Top5 (%)	Top1 (%)	Top5 (%)
Noise	0	74.1	86.9	76.3	88.9	78.5	90.0	77.7	89.2
	5	79.2	90.0	81.1	91.8	83.4	92.1	81.9	91.8
	10	83.2	93.2	86.0	94.7	87.3	95.6	86.7	95.1
	15	84.9	94.6	87.3	95.8	89.5	96.7	88.8	96.0
	20	87.9	95.4	89.1	96.6	90.9	97.5	90.2	97.0
Music	0	65.8	82.0	67.7	83.7	70.3	84.1	69.5	83.5
	5	76.9	89.1	80.0	91.0	81.6	91.5	80.6	90.8
	10	83.8	93.5	85.2	94.7	86.3	95.3	85.8	94.7
	15	86.1	93.9	88.4	95.6	89.1	96.7	88.2	95.4
	20	87.4	94.7	89.1	96.0	90.2	97.1	89.5	96.6
Babble	0	62.4	80.2	65.7	81.5	67.5	83.0	66.6	81.9
	5	76.2	87.3	78.6	88.9	80.6	89.9	79.3	89.6
	10	81.4	92.2	84.6	93.6	86.6	94.5	85.3	83.2
	15	84.0	92.6	86.8	93.9	88.3	94.7	87.6	94.0
	20	85.8	92.9	87.1	94.6	89.0	95.5	88.8	95.2
Original		88.5	95.9	89.8	96.5	91.9	97.6	90.8	97.3

Table 4: Speaker Identification Results on the Voxcele1 test data when being corrupted by three types of noise (Noise, Music and Babble) at different SNR (0-20 dB) levels. Four different scenarios are tested: SID-Net (SID), the use of both SE-Net and SID-Net without employing a multi-stage attention (SE+SID), a joint system combining SE-Net with SID-Net, but a multi-stage attention is used only in SE-Net(SE-MS+SID); The SE-Net and SID-Net denotes a joint system, with a multi-stage attention layer being used only in SID-Net(SE+SID-MS).

Noise Type	SNR	SID		VoiceID Loss [10]		SE+SID		SE-MS+SID		SE+SID-MS	
		EER (%)	DCF	EER (%)	DCF	EER (%)	DCF	EER (%)	DCF	EER (%)	DCF
Noise	0	16.94	0.933	16.56	0.938	16.20	0.912	15.95	0.901	16.13	0.908
	5	12.48	0.855	12.26	0.830	11.99	0.819	11.76	0.805	11.78	0.812
	10	10.03	0.760	9.86	0.747	9.54	0.732	9.17	0.717	9.29	0.727
	15	8.84	0.648	8.69	0.686	8.48	0.665	8.08	0.639	8.10	0.641
	20	7.96	0.594	7.83	0.639	7.52	0.629	7.07	0.615	7.09	0.623
Music	0	17.04	0.940	16.24	0.913	15.96	0.901	15.58	0.899	15.89	0.904
	5	11.54	0.828	11.44	0.818	11.15	0.805	10.93	0.791	11.04	0.801
	10	9.69	0.749	9.13	0.733	9.12	0.731	8.87	0.714	8.97	0.725
	15	8.40	0.689	8.10	0.677	8.08	0.643	7.62	0.621	7.77	0.629
	20	7.70	0.665	7.48	0.635	7.39	0.619	7.13	0.607	7.26	0.614
Babble	0	38.90	1.000	37.96	1.000	37.53	0.999	37.55	0.999	37.46	0.998
	5	28.04	0.998	27.12	0.996	26.97	0.979	26.42	0.981	26.35	0.977
	10	17.34	0.917	16.66	0.926	16.44	0.911	16.30	0.907	16.36	0.911
	15	11.31	0.795	11.25	0.807	11.24	0.801	10.89	0.795	10.94	0.801
	20	9.12	0.720	8.99	0.705	8.77	0.695	8.39	0.677	8.51	0.688
Original		6.92	0.565	6.79	0.574	6.41	0.541	6.18	0.528	6.26	0.535

Table 5: Speaker Verification Results on Voxcele1 test data when it being corrupted by different types of noise (Noise, Music and Babble) at different SNR (0-20 dB). Four different scenarios are tested: only use SID-Net (SID); A joint system combining the SE-Net with the SID-Net without a multi-stage attention (SE+SID); A joint system using both SE-Net and SID-Net, but without being used in multi-stage attention (SE-MS+SID); A joint system consisting of SE-Net and SID-Net, with a multi-stage attention being used in SID-Net (SE+SID-MS). The results of VoiceID Loss [10] is listed and works as a baseline.

6. References

- [1] Arnab Poddar, Md Sahidullah, and Goutam Saha, "Speaker verification with short utterances: a review of challenges, trends and opportunities," *IET Biometrics*, 2017.
- [2] Ehsan Variani, Xin Lei, Erik McDermott, Ignacio Lopez Moreno, and Javier Gonzalez-Dominguez, "Deep neural networks for small footprint text-dependent speaker verification," in *ICASSP*. IEEE, 2014.
- [3] David Snyder, Daniel Garcia-Romero, Gregory Sell, Daniel Povey, and Sanjeev Khudanpur, "X-vectors: Robust dnn embeddings for speaker recognition," in *ICASSP*. IEEE, 2018.
- [4] Simon Leglaive, Umut Şimşekli, Antoine Liutkus, Laurent Girin, and Radu Horaud, "Speech enhancement with variational autoencoders and alpha-stable distributions," in *ICASSP 2019-2019 IEEE International Conference on Acoustics, Speech and Signal Processing (ICASSP)*. IEEE, 2019, pp. 541–545.
- [5] Mostafa Sadeghi, Simon Leglaive, Xavier Alameda-Pineda, Laurent Girin, and Radu Horaud, "Audio-visual speech enhancement using conditional variational auto-encoder," *arXiv preprint arXiv:1908.02590*, 2019.
- [6] Inseon Jang, ChungHyun Ahn, Jeongil Seo, and Younseon Jang, "Enhanced feature extraction for speech detection in media audio.," in *INTERSPEECH*, 2017, pp. 479–483.
- [7] Gholamreza Farahani, Seyed Mohammad Ahadi, and Mohammad Mehdi Homayounpour, "Robust feature extraction of speech via noise reduction in autocorrelation domain," in *International Workshop on Multimedia Content Representation, Classification and Security*. Springer, 2006, pp. 466–473.
- [8] Lara Nahma, Pei Chee Yong, Hai Huyen Dam, and Sven Nordholm, "An adaptive a priori snr estimator for perceptual speech enhancement," *EURASIP Journal on Audio, Speech, and Music Processing*, vol. 2019, no. 1, pp. 7, 2019.
- [9] Rui Yao, ZeQing Zeng, and Ping Zhu, "A priori snr estimation and noise estimation for speech enhancement," *EURASIP journal on advances in signal processing*, vol. 2016, no. 1, pp. 101, 2016.
- [10] Suwon Shon, Hao Tang, and James Glass, "Voiceid loss: Speech enhancement for speaker verification," *arXiv preprint arXiv:1904.03601*, 2019.
- [11] FA Rezaur rahman Chowdhury, Quan Wang, Ignacio Lopez Moreno, and Li Wan, "Attention-based models for text-dependent speaker verification," in *ICASSP*. IEEE, 2018.
- [12] Yingke Zhu, Tom Ko, David Snyder, Brian Mak, and Daniel Povey, "Self-attentive speaker embeddings for text-independent speaker verification.," in *Interspeech*, 2018.
- [13] Miquel India, Pooyan Safari, and Javier Hernando, "Self multi-head attention for speaker recognition," *arXiv preprint arXiv:1906.09890*, 2019.
- [14] Nguyen Nang An, Nguyen Quang Thanh, and Yanbing Liu, "Deep cnns with self-attention for speaker identification," *IEEE Access*, 2019.
- [15] Qionqiong Wang, Koji Okabe, Kong Aik Lee, Hitoshi Yamamoto, and Takafumi Koshinaka, "Attention mechanism in speaker recognition: What does it learn in deep speaker embedding?," in *2018 IEEE Spoken Language Technology Workshop (SLT)*. IEEE, 2018.
- [16] Niko Moritz, Takaaki Hori, and Jonathan Le Roux, "Triggered attention for end-to-end speech recognition," in *ICASSP*. IEEE, 2019.
- [17] Seyedmahdad Mirsamadi, Emad Barsoum, and Cha Zhang, "Automatic speech emotion recognition using recurrent neural networks with local attention," in *ICASSP*. IEEE, 2017.
- [18] Yuanyuan Zhang, Jun Du, Zirui Wang, Jianshu Zhang, and Yanhui Tu, "Attention based fully convolutional network for speech emotion recognition," in *APSIPA ASC*. IEEE, 2018.
- [19] Jan K Chorowski, Dzmitry Bahdanau, Dmitriy Serdyuk, Kyunghyun Cho, and Yoshua Bengio, "Attention-based models for speech recognition," in *Advances in neural information processing systems*, 2015.
- [20] Dzmitry Bahdanau, Kyunghyun Cho, and Yoshua Bengio, "Neural machine translation by jointly learning to align and translate," *arXiv:1409.0473*, 2014.
- [21] Minh-Thang Luong, Hieu Pham, and Christopher D Manning, "Effective approaches to attention-based neural machine translation," *arXiv:1508.04025*, 2015.
- [22] Jianpeng Cheng, Li Dong, and Mirella Lapata, "Long short-term memory-networks for machine reading," in *Proceedings of the 2016 Conference on Empirical Methods in Natural Language Processing*, 2016, pp. 551–561.
- [23] Sanghyun Woo, Jongchan Park, Joon-Young Lee, and In So Kweon, "Cbam: Convolutional block attention module," in *ECCV*, 2018.
- [24] Jie Hu, Li Shen, and Gang Sun, "Squeeze-and-excitation networks," in *Proceedings of the IEEE conference on computer vision and pattern recognition*, 2018, pp. 7132–7141.
- [25] Arsha Nagrani, Joon Son Chung, and Andrew Senior, "Voxceleb: a large-scale speaker identification dataset," *arXiv preprint arXiv:1706.08612*, 2017.
- [26] David Snyder, Guoguo Chen, and Daniel Povey, "Musan: A music, speech, and noise corpus," *arXiv preprint arXiv:1510.08484*, 2015.
- [27] Mahdi Hajibabaei and Dengxin Dai, "Unified hypersphere embedding for speaker recognition," *arXiv preprint arXiv:1807.08312*, 2018.
- [28] Jyh-Min Cheng and Hsiao-Chuan Wang, "A method of estimating the equal error rate for automatic speaker verification," in *2004 International Symposium on Chinese Spoken Language Processing*. IEEE, 2004, pp. 285–288.
- [29] David A Van Leeuwen and Niko Brümmer, "An introduction to application-independent evaluation of speaker recognition systems," in *Speaker classification I*, pp. 330–353. Springer, 2007.
- [30] Weidi Xie, Arsha Nagrani, Joon Son Chung, and Andrew Senior, "Utterance-level aggregation for speaker recognition in the wild," in *ICASSP 2019-2019 IEEE International Conference on Acoustics, Speech and Signal Processing (ICASSP)*. IEEE, 2019, pp. 5791–5795.

- [31] Kaiming He, Xiangyu Zhang, Shaoqing Ren, and Jian Sun, “Deep residual learning for image recognition,” in *Proceedings of the IEEE conference on computer vision and pattern recognition*, 2016, pp. 770–778.
- [32] Diederik P Kingma and Jimmy Lei Ba, “Adam: A method for stochastic optimization,” .