

This is a repository copy of *Patient recruitment to a diabetic retinopathy screening trial through optimised patient information materials : an embedded study within a trial (SWAT)*.

White Rose Research Online URL for this paper:

<https://eprints.whiterose.ac.uk/185126/>

Version: Accepted Version

Article:

Sheridan, Rebecca orcid.org/0000-0002-7715-1224, Knapp, Peter orcid.org/0000-0001-5904-8699, Bower, Peter et al. (6 more authors) (Accepted: 2020) Patient recruitment to a diabetic retinopathy screening trial through optimised patient information materials : an embedded study within a trial (SWAT). F1000research. 779. ISSN 2046-1402 (In Press)

<https://doi.org/10.12688/f1000research.24938.1>

Reuse

This article is distributed under the terms of the Creative Commons Attribution (CC BY) licence. This licence allows you to distribute, remix, tweak, and build upon the work, even commercially, as long as you credit the authors for the original work. More information and the full terms of the licence here:

<https://creativecommons.org/licenses/>



Takedown

If you consider content in White Rose Research Online to be in breach of UK law, please notify us by emailing eprints@whiterose.ac.uk including the URL of the record and the reason for the withdrawal request.



RESEARCH ARTICLE

Patient recruitment to a diabetic retinopathy screening trial through optimised patient information materials: an embedded study within a trial (SWAT) [version 1; peer review: 1 approved, 1 approved with reservations]

Rebecca Sheridan¹, Peter Knapp ^{1,2}, Peter Bower³, Vichithranie Madurasinghe^{4,5}, Deborah M Broadbent^{6,7}, Lola Awoyale⁸, Amu Wang⁶, Tracy Moitt ⁸, on behalf of the ISDR Trial Group

¹Department of Health Sciences, University of York, York, UK

²Hull York Medical School, York, UK

³Division of Population Health, Health Services Research & Primary Care, University of Manchester, Manchester, UK

⁴Nuffield Department of Population Health, University of Oxford, Oxford, UK

⁵Institute for Population Health Sciences, Queen Mary University of London, London, UK

⁶Department of Eye and Vision Science, University of Liverpool, Liverpool, UK

⁷St. Paul's Eye Unit, Royal Liverpool University Hospital, Liverpool, UK

⁸Liverpool Clinical Trials Centre, University of Liverpool, Liverpool, UK

V1 First published: 28 Jul 2020, 9:779
<https://doi.org/10.12688/f1000research.24938.1>

Latest published: 28 Jul 2020, 9:779
<https://doi.org/10.12688/f1000research.24938.1>

Abstract

Background: Printed participant information about trials is often technical, long and difficult to navigate. Optimisation and user testing can improve information materials, and may improve participant understanding and rates of recruitment.

Methods: A study within a trial (SWAT) was undertaken within the ISDR trial. Potential participants in the ISDR trial were randomised to receive either the standard trial information or revised information that had been optimised through information design and user testing.

Results: A total of 3,169 patients were randomised in the SWAT. Recruitment rates to the ISDR trial were 25.3% in the optimised information group and 26.1% in the standard information group (odds ratio 0.951; 95% CI 0.752 to 1.201; p=0.672). Clinic attendance rates were 71.6% in the optimised information group and 69.3% in the standard information group (OR 1.145; 95% CI 0.885 to 1.480; p=0.304).

Conclusions: Optimisation of participant information through information design and user testing did not affect rate of recruitment to the host ISDR trial.

Registration: ISRCTN ID [ISRCTN87561257](https://www.isrctn.com/ISRCTN87561257); registered on 08 May 2014.

Open Peer Review

Reviewer Status  

Invited Reviewers

1

2

version 1

28 Jul 2020




report



report

1. **Winfried M Amoaku**, University of Nottingham, Nottingham, UK

2. **Manavi D Sindal** , Aravind Eye Hospital and Postgraduate Institute of Ophthalmology, Pondicherry, India

Any reports and responses or comments on the article can be found at the end of the article.

Keywords

SWAT, trial, recruitment, patient information, user testing, diabetic retinopathy, screening



This article is included in the **Studies Within A Trial (SWAT)** collection.

Corresponding author: Peter Knapp (peter.knapp@york.ac.uk)

Author roles: **Sheridan R:** Writing – Original Draft Preparation, Writing – Review & Editing; **Knapp P:** Conceptualization, Data Curation, Investigation, Methodology, Writing – Original Draft Preparation, Writing – Review & Editing; **Bower P:** Conceptualization, Funding Acquisition, Investigation, Methodology, Writing – Review & Editing; **Madurasinghe V:** Formal Analysis, Methodology, Writing – Review & Editing; **Broadbent DM:** Conceptualization, Funding Acquisition, Methodology, Writing – Review & Editing; **Awoyale L:** Data Curation, Project Administration, Writing – Review & Editing; **Wang A:** Data Curation, Project Administration, Writing – Review & Editing; **Moitt T:** Data Curation, Methodology, Project Administration, Writing – Review & Editing;

Competing interests: No competing interests were disclosed.

Grant information: This work was supported by the UK National Institute for Health Research (NIHR) Programme Grants for Applied Research programme [RG-PG-1210-12016].

The funders had no role in study design, data collection and analysis, decision to publish, or preparation of the manuscript.

Copyright: © 2020 Sheridan R *et al.* This is an open access article distributed under the terms of the [Creative Commons Attribution License](#), which permits unrestricted use, distribution, and reproduction in any medium, provided the original work is properly cited.

How to cite this article: Sheridan R, Knapp P, Bower P *et al.* **Patient recruitment to a diabetic retinopathy screening trial through optimised patient information materials: an embedded study within a trial (SWAT) [version 1; peer review: 1 approved, 1 approved with reservations]** F1000Research 2020, 9:779 <https://doi.org/10.12688/f1000research.24938.1>

First published: 28 Jul 2020, 9:779 <https://doi.org/10.12688/f1000research.24938.1>

Introduction

Information materials for potential randomised controlled trial participants are often long and complex¹⁻³. This can result in a lack of understanding of key study details^{1,4,5}, limiting the ability to provide informed consent.

One approach to improve materials is through optimisation and user testing, involving revisions to the text and design based on people's ability to find and understand informational content⁶. Whilst people tend to prefer the materials revised after user testing^{7,8}, a recent review concluded there was no evidence that optimised information materials improve recruitment⁹. However, the relevant evidence base is small¹⁰⁻¹⁴ and a recent 'review of reviews' found that information quality can facilitate research participation¹⁵.

Study aims

This study within a trial (SWAT) aimed to assess whether optimisation through user testing of patient information materials could increase recruitment to the Individualised Screening for Diabetic Retinopathy (ISDR) trial¹⁶.

Methods

Ethical statement

ISDR was approved by the Health Research Authority (REC reference: 14/NW/0034). The SWAT was approved by Yorkshire and the Humber REC – South Yorkshire (11/YH/0271). The REC waived the requirement to obtain participant consent for the SWAT.

Design

SWAT conducted within ISDR, which investigated the safety and acceptability of changing from annual screening to personalised (individualised) risk-based screening for diabetic patients¹⁶. This study is one of the SWATs run by the MRC-funded Systematic Techniques to Assist Recruitment to Trials (START) programme¹⁷.

Participants

SWAT participants were eligible for ISDR¹⁸ and aged 16 years or older.

Intervention

All participants were posted a study invitation letter and participant information sheet (PIS) alongside their annual screening clinic appointment. The control group received the standard ISDR materials (see *Extended data*¹⁹) whilst the intervention group were sent optimised patient information materials (see *Extended data*²⁰) developed through two rounds of user testing.

If the patient attended their scheduled screening appointment, they were approached by a researcher to determine whether they had received, read and understood the information and whether they wanted to participate in ISDR. Clinic attendance and trial participation were recorded. If a researcher was not available on the clinic date, patients were not invited to participate.

User testing

User testing was undertaken face-to-face by Luto Research Limited at their premises in Leeds, UK, and involved 20 people,

to reflect the age and gender distribution of the ISDR target population. In the first testing round 10 participants were given printed copies of materials and read the standard invitation letter and PIS (see *Extended data*)¹⁹. They were then asked to locate and demonstrate their understanding of 16 key items of trial information within the materials⁶. Materials were then revised based on participants' responses. A second testing round was then completed using the same method, testing revised versions of the PIS and invitation letter.

Through testing, wording edits were made to the invitation letter to simplify content. Changes to the PIS included adding a title page, a summary of key points and a contents page, highlighting headings using coloured text and enlarged font, and simplifying wording. The final optimised PIS was presented as an A5 booklet (see *Extended data*)²⁰.

Outcomes

The primary outcome measure was the proportion of patients in each group who were randomised within ISDR. The secondary outcome was the proportion of patients attending their screening appointment.

Sample size

A power estimate was generated using an estimated baseline recruitment rate of 20%, whereby running the trial for 16 weeks (clusters) would provide 84% power to detect a planned 10% difference (alpha 0.05).

Randomisation

Cluster randomised allocation to receive the standard or optimised PIS by week of mail-out (1:1), by random number generator, determined by date of clinic appointment; the SWAT ran for sixteen weeks (January-May 2016). Patients attended clinic at one of seven sites across Liverpool, UK. Concealment of allocation was achieved because the appointment schedule was set before SWAT allocations were randomised. Recruiting researchers were not masked as they saw the ISDR booklet the patients brought with them; patients were not masked but were nevertheless unaware that a SWAT was ongoing.

Statistical analysis

Odds ratios (ORs) and corresponding 95% confidence intervals (CIs) were calculated to compare the proportion of patients from each randomised group (standard or optimised information) and the proportion of patients attending their appointment. Intention-to-treat analysis was used, with patients randomised to the SWAT irrelevant of whether a researcher was available for recruitment. Analyses were adjusted for cluster design and conducted in Stata version 14.2²¹.

Results

3,169 participants were invited, 1,503 (47.4%) were randomised to the control group and 1,666 (52.6%) to the intervention group (*Figure 1*)²².

A total of 2,235 (70.5%) patients attended a screening appointment and 815 (25.7%) patients were randomised to host trial (*Table 1*). There was no difference between the control group and the intervention group in randomisation (26.1% vs 25.3%; OR=0.951, 95% CI 0.752 to 1.201, p=0.672) or

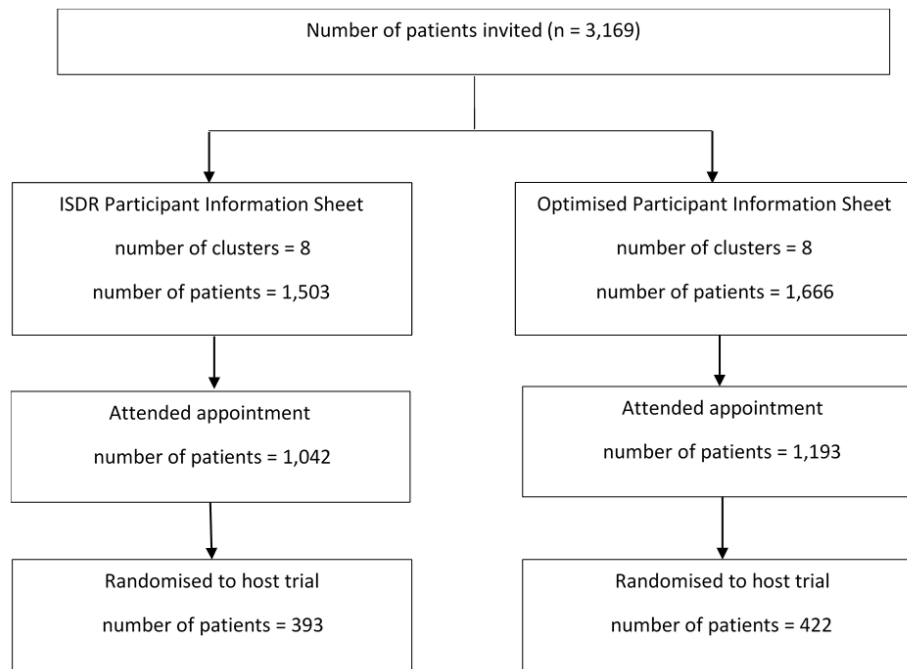


Figure 1. Flow diagram of recruitment to the host trial.

Table 1. Attendance at screening appointment and randomisation to the host trial by intervention group.

Outcome	Intervention				Odds ratio (95% confidence interval)	p - value
	ISDR participant information sheet		Optimised participant information sheet			
	number of patients	%	number of patients	%		
¹ Attended screening appointment	1,042/1,503	69.3%	1,193/1,666	71.6%	1.145 [0.885 to 1.480]	0.304
² Randomised to host trial	393/1,503	26.1%	422/1,666	25.3%	0.951 [0.752 to 1.201]	0.672

¹ Intra-cluster correlation coefficient is 0.008.

² Intra-cluster correlation coefficient is 0.004.

attendance (69.3% vs 71.6%; OR=1.145, 95% CI 0.885 to 1.480, p=0.304).

An additional 620 patients attended an appointment when no researcher was present and therefore were not asked to participate in ISDR. Sensitivity analysis including those patients did not substantially alter results.

Discussion

There was no statistically significant difference in randomisation to ISDR or attendance rates between those receiving standard or optimised materials. This is consistent with previous research⁹, including other embedded trials within

MRC START which have observed only small effects on recruitment¹¹⁻¹³.

There was no prior reason to expect recruitment rates to be affected by date of posting because choice of mail-out date was determined by clinic appointment and there were no systematic trends in appointments by time.

Whilst there was no impact on recruitment, the optimised materials may have improved understanding of the trial thus enabling patients to make a more informed decision. Improved comprehension could also increase retention, due to greater understanding of the trial prior to recruitment. These outcomes

were not assessed and further research examining this is warranted.

The study sample size was large, and results are likely to be generalisable to adult diabetic patients.

Conclusion

Optimised patient information materials did not affect appointment attendance rates or randomisation to the host trial.

Data availability

Underlying data

Figshare: ISDR trial SWAT dataset. <https://doi.org/10.6084/m9.figshare.12388136>²².

Extended data

Figshare: ISDR trial SWAT original participation materials. <https://doi.org/10.6084/m9.figshare.12388190>.v1¹⁹.

This project contains the following extended data:

- Appendix 1 – Original ISDR trial invitation letter.docx
- Appendix 2 – Original ISDR trial PIS.docx

Figshare: ISDR trial SWAT optimised participant materials. <https://doi.org/10.6084/m9.figshare.12388220>.v1²⁰.

This project contains the following extended data:

- Appendix 3 – Optimised ISDR trial invitation letter.docx
- Appendix 4 – Optimised ISDR PIS.pdf

Reporting guidelines

Figshare: CONSORT checklist for ‘Patient recruitment to a diabetic retinopathy screening trial through optimised patient information materials: an embedded study within a trial (SWAT)’. <https://doi.org/10.6084/m9.figshare.12388175>.v1²³.

Data are available under the terms of the [Creative Commons Attribution 4.0 International license \(CC-BY 4.0\)](https://creativecommons.org/licenses/by/4.0/).

Acknowledgements

We thank Luto Research Limited (luto.co.uk) for undertaking the user testing, and Making Sense (makiningsense.co.uk) for graphic design input. The authors would also like to thank the participants in the embedded trial, the screening clinics involved in the SWAT, Jo Rick for her contributions to the early stages of this research, and the administrative support of Christopher Grierson, David Szmyt and Alannah Nightingale.

The ISDR Trial Group is: Simon P Harding (Chair), Deborah M Broadbent (ISDR Trial Principal Investigator), Paula Byrne, Anthony C Fisher, Mark Gabbay, Marta García-Fiñana, Marilyn James, Tracy Moitt, John R Roberts, Daniel Seddon, Irene M Stratton, Paula Williamson, Duncan Appelbe, Lola Howard, Ayesh Alshukri, Abigail Bennett, Christopher P Cheyne, Paula Byrne, Antonio Eleuteri, Christopher Grierson, Bryar Kadir, Mehrdad Mobayen-Rahni, Andrew Ovens, Christopher J Sampson, David Szmyt, Clare Thetford, Amu Wang, Helen Cooper, John Collins, Sue Howlin, John Kelly, Nathalie Massat, Gideon Smith, Vineeth Kumar, Chris Rogers, Julia West, Naveed Younis.

References

1. Montalvo W, Larson E: **Participant comprehension of research for which they volunteer: a systematic review.** *J Nurs Scholarsh.* 2014; **46**(6): 423–31. [PubMed Abstract](#) | [Publisher Full Text](#)
2. Manta CJ, Ortiz J, Moulton BW, *et al.*: **From the Patient Perspective, Consent Forms Fall Short of Providing Information to Guide Decision Making.** *J Patient Saf.* 2016. [PubMed Abstract](#) | [Publisher Full Text](#) | [Free Full Text](#)
3. Larson E, Foe G, Lally R: **Reading level and length of written research consent forms.** *Clin Transl Sci.* 2015; **8**(4): 355–6. [PubMed Abstract](#) | [Publisher Full Text](#) | [Free Full Text](#)
4. Fortun P, West J, Chalkley L, *et al.*: **Recall of informed consent information by healthy volunteers in clinical trials.** *QJM.* 2008; **101**(8): 625–9. [PubMed Abstract](#) | [Publisher Full Text](#)
5. Griffin JM, Struve JK, Collins D, *et al.*: **Long term clinical trials: how much information do participants retain from the informed consent process?** *Contemp Clin Trials.* 2006; **27**(5): 441–8. [PubMed Abstract](#) | [Publisher Full Text](#)
6. Raynor D, Knapp P, Silcock J, *et al.*: **‘User-testing’ as a method for testing the fitness-for-purpose of written medicine information.** *Patient Educ Couns.* 2011; **83**(3): 404–10. [PubMed Abstract](#) | [Publisher Full Text](#)
7. Knapp P, Raynor DK, Silcock J, *et al.*: **Can user testing of a clinical trial patient information sheet make it fit-for-purpose?—a randomized controlled trial.** *BMC Med.* 2011; **9**: 89. [PubMed Abstract](#) | [Publisher Full Text](#) | [Free Full Text](#)
8. Knapp P, Raynor D, Silcock J, *et al.*: **Performance-based readability testing of participant information for a Phase 3 IVF trial.** *Trials.* 2009; **10**(1): 79. [PubMed Abstract](#) | [Publisher Full Text](#) | [Free Full Text](#)
9. Treweek S, Pitkethly M, Cook J, *et al.*: **Strategies to improve recruitment to randomised trials.** *Cochrane Database Syst Rev.* 2018; **22**(2): Mr000013. [PubMed Abstract](#) | [Publisher Full Text](#) | [Free Full Text](#)
10. Chen F, Rahimi K, Haynes R, *et al.*: **Investigating strategies to improve attendance at screening visits in a randomized trial.** *Trials.* 2011; **12**(1): A111. [Publisher Full Text](#) | [Free Full Text](#)
11. Parker A, Knapp P, Treweek S, *et al.*: **The effect of optimised patient information materials on recruitment in a lung cancer screening trial: an embedded randomised recruitment trial.** *Trials.* 2018; **19**(1): 503. [PubMed Abstract](#) | [Publisher Full Text](#) | [Free Full Text](#)
12. Man MS, Rick J, Bower P: **Improving recruitment to a study of telehealth management for long-term conditions in primary care: two embedded, randomised controlled trials of optimised patient information materials.** *Trials.* 2015; **16**: 309. [PubMed Abstract](#) | [Publisher Full Text](#) | [Free Full Text](#)
13. Cockayne S, Fairhurst C, Adamson J, *et al.*: **An optimised patient information sheet did not significantly increase recruitment or retention in a falls prevention study: an embedded randomised recruitment trial.** *Trials.* 2017; **18**(1): 144. [PubMed Abstract](#) | [Publisher Full Text](#) | [Free Full Text](#)
14. Knapp P, Gilbody S, Holt J, *et al.*: **Optimised patient information materials and recruitment to a study of behavioural activation in older adults: an embedded**

- study within a trial [version 1; peer review: awaiting peer review]. *F1000 Res.* 2020; 9(417): 417.
[Publisher Full Text](#)
15. Sheridan R, Martin-Kerry J, Hudson J, *et al.*: **Why do patients take part in research? An overview of systematic reviews of psychosocial barriers and facilitators.** *Trials.* 2020; 21(1): 259.
[PubMed Abstract](#) | [Publisher Full Text](#) | [Free Full Text](#)
 16. Appelbe D, Broadbent D, Mobayen-Rahni M, *et al.*: **Introducing personalised risk based intervals in screening for diabetic retinopathy: development, implementation and assessment of safety, cost-effectiveness and patient experience (ISDR): a case study in the use of automated systems in trials.** *Trials.* 2015; 16(Suppl 2): O59.
[Publisher Full Text](#) | [Free Full Text](#)
 17. Rick J, Graffy J, Knapp P, *et al.*: **Systematic techniques for assisting recruitment to trials (START): study protocol for embedded, randomized controlled trials.** *Trials.* 2014; 15: 407.
[PubMed Abstract](#) | [Publisher Full Text](#) | [Free Full Text](#)
 18. Broadbent DM, Sampson CJ, Wang A, *et al.*: **Individualised screening for diabetic retinopathy: the ISDR study—rationale, design and methodology for a randomised controlled trial comparing annual and individualised risk-based variable-interval screening.** *BMJ Open.* 2019; 9(6): e025788.
[PubMed Abstract](#) | [Publisher Full Text](#) | [Free Full Text](#)
 19. Knapp P, Sheridan R, Madhurasinghe V, *et al.*: **ISDR trial SWAT original participation materials.** 2020.
<http://www.doi.org/10.6084/m9.figshare.12388190.v1>
 20. Knapp P, Sheridan R, Madhurasinghe V, *et al.*: **ISDR trial SWAT optimised participant materials.** *figshare.* Figure. 2020.
<http://www.doi.org/10.6084/m9.figshare.12388220.v1>
 21. StataCorp: **Stata Statistical Software: Release 14.** College Station, TX: StataCorp LP. 2015.
[Reference Source](#)
 22. Knapp P, Sheridan R, Madhurasinghe V, *et al.*: **ISDR trial SWAT dataset.** *figshare.* Dataset. 2020.
<http://www.doi.org/10.6084/m9.figshare.12388136>
 23. Knapp P, Sheridan R, Madhurasinghe V, *et al.*: **ISDR trial SWAT CONSORT checklist.** *figshare.* Figure. 2020.
<http://www.doi.org/10.6084/m9.figshare.12388175.v1>

Open Peer Review

Current Peer Review Status: ? ✓

Version 1

Reviewer Report 26 November 2021

<https://doi.org/10.5256/f1000research.27513.r99962>

© 2021 Sindal M. This is an open access peer review report distributed under the terms of the [Creative Commons Attribution License](#), which permits unrestricted use, distribution, and reproduction in any medium, provided the original work is properly cited.



Manavi D Sindal 

Aravind Eye Hospital and Postgraduate Institute of Ophthalmology, Pondicherry, Tamil Nadu, India

The Authors present interesting information on optimised patient information material and its impact on patient recruitment to the trial.

They randomised patients into two arms- one arm received standard PIS, while the other received an optimised PIS with more details on the trial as well as simpler language. The optimised material was developed after mock rounds with age matched controls.

The SWAT revealed that the attendance to screening as well as recruitment to ISDR trial was comparable in both arms. Use of optimised material did not alter the attendance rates.

The authors utilise robust methodology and sound statistics.

A few minor alterations can make the manuscript better:

1. In the abstract- ISDR needs expansion.
2. In sample size calculation- the derived sample size has to be mentioned.
3. Discussion can be more elaborate, and mention results of previous reports.

Is the work clearly and accurately presented and does it cite the current literature?

Yes

Is the study design appropriate and is the work technically sound?

Yes

Are sufficient details of methods and analysis provided to allow replication by others?

Yes

If applicable, is the statistical analysis and its interpretation appropriate?

Yes

Are all the source data underlying the results available to ensure full reproducibility?

Yes

Are the conclusions drawn adequately supported by the results?

Yes

Competing Interests: No competing interests were disclosed.

Reviewer Expertise: Vitreoretinal surgery

I confirm that I have read this submission and believe that I have an appropriate level of expertise to confirm that it is of an acceptable scientific standard.

Reviewer Report 22 April 2021

<https://doi.org/10.5256/f1000research.27513.r83385>

© 2021 Amoaku W. This is an open access peer review report distributed under the terms of the [Creative Commons Attribution License](#), which permits unrestricted use, distribution, and reproduction in any medium, provided the original work is properly cited.



Winfried M Amoaku

Academic Ophthalmology, University of Nottingham, Nottingham, England, UK

This manuscript reports on a study within a trial (SWAT) undertaken within the 'Individualised Screening for Diabetic Retinopathy' (ISDR) trial to assess optimisation through user testing of patient information materials, and effects on recruitment. This was to test a hypothesis that there was no evidence that optimised information materials improve recruitment into studies.

Potential participants in the ISDR trial were randomised to receive either the standard trial information or revised information optimised through information design and user testing. Amongst the 3,169 randomised into this study recruitment rates were 25.3% in the optimised information group and 26.1% in the standard information group. Clinic attendance rates were similar in the study groups.

The study concluded that optimisation of participant information through information design and user testing did not affect rate of recruitment.
The study findings are useful, and worth indexing.

However, the manuscript can be improved with revisions as follows:

'Introduction'

Para 1 line 3: to read 'the ability of potential participants to...'

Para 2 line 2: to read: 'which involves..' (instead of 'involving')

Para 2 line 6: change 'improve' to 'improved'

'Intervention'

Revise to read: 'All participants were sent study information.....alongside their annual screening clinic appointment by post.'

'Results'

Avoid commencing sentences with digitised numbers.

Insert 'A total of' preceding '3,169 participants'.

User Testing, Line 9: insert and suggestions after "participants' responses" to read "participant responses and suggestions".

Is the work clearly and accurately presented and does it cite the current literature?

Yes

Is the study design appropriate and is the work technically sound?

Yes

Are sufficient details of methods and analysis provided to allow replication by others?

Yes

If applicable, is the statistical analysis and its interpretation appropriate?

Yes

Are all the source data underlying the results available to ensure full reproducibility?

Yes

Are the conclusions drawn adequately supported by the results?

Yes

Competing Interests: No competing interests were disclosed.

I confirm that I have read this submission and believe that I have an appropriate level of expertise to confirm that it is of an acceptable scientific standard, however I have significant reservations, as outlined above.

The benefits of publishing with F1000Research:

- Your article is published within days, with no editorial bias
- You can publish traditional articles, null/negative results, case reports, data notes and more
- The peer review process is transparent and collaborative
- Your article is indexed in PubMed after passing peer review
- Dedicated customer support at every stage

For pre-submission enquiries, contact research@f1000.com

F1000Research