



Deposited via The University of Sheffield.

White Rose Research Online URL for this paper:

<https://eprints.whiterose.ac.uk/id/eprint/184310/>

Version: Published Version

Article:

Bates, S.E., Thomas, C., Islam, N. et al. (2022) Using health economic modelling to inform the design and development of an intervention : estimating the justifiable cost of weight loss maintenance in the UK. BMC Public Health, 22 (1). 290.

<https://doi.org/10.1186/s12889-022-12737-5>

Reuse

This article is distributed under the terms of the Creative Commons Attribution (CC BY) licence. This licence allows you to distribute, remix, tweak, and build upon the work, even commercially, as long as you credit the authors for the original work. More information and the full terms of the licence here:

<https://creativecommons.org/licenses/>

Takedown

If you consider content in White Rose Research Online to be in breach of UK law, please notify us by emailing eprints@whiterose.ac.uk including the URL of the record and the reason for the withdrawal request.

RESEARCH

Open Access



Using health economic modelling to inform the design and development of an intervention: estimating the justifiable cost of weight loss maintenance in the UK

Sarah E. Bates^{1*}, Chloe Thomas¹, Nazrul Islam², Amy L. Ahern³, Penny Breeze¹, Simon Griffin³ and Alan Brennan¹

Abstract

Background: There is a need to develop cost-effective weight loss maintenance interventions to prolong the positive impact of weight loss on health outcomes. Conducting pre-trial health economic modelling is recommended to inform the design and development of behavioural interventions. We aimed to use health economic modelling to estimate the maximum cost per-person (justifiable cost) of a cost-effective behavioural weight loss maintenance intervention, given an estimated intervention effect for individuals with: i) a Body Mass Index (BMI) of 28 kg/m² or above without diabetes and ii) a diagnosis of type 2 diabetes prescribed a single non-insulin diabetes medication.

Methods: The School for Public Health Research Diabetes prevention model was used to estimate the lifetime Quality-adjusted life year (QALY) gains, healthcare costs, and maximum justifiable cost associated with a weight loss maintenance intervention. Based on a meta-analysis, the estimated effect of a weight loss maintenance intervention following a 9 kg weight loss, was a regain of 1.33 kg and 4.38 kg in years one and two respectively compared to greater regain of 2.84 kg and 5.6 kg in the control group. Sensitivity analysis was conducted around the rate of regain, duration of effect and initial weight loss.

Results: The justifiable cost for a weight loss maintenance intervention at an ICER of £20,000 per QALY was £104.64 for an individual with a BMI of 28 or over and £88.14 for an individual with type 2 diabetes. Within sensitivity analysis, this varied from £36.42 to £203.77 for the former, and between £29.98 and £173.05 for the latter.

Conclusions: Researchers developing a weight loss maintenance intervention should consider these maximum justifiable cost estimates and the potential impact of the duration of effect and initial weight loss when designing intervention content and deciding target populations. Future research should consider using the methods demonstrated in this study to use health economic modelling to inform the design and budgetary decisions in the development of a behavioural interventions.

Keywords: Health economic modelling, Weight loss maintenance, Behavioural intervention

Introduction

Overweight and obesity is a risk factor for several negative health outcomes including cardiovascular disease (CVD), diabetes and cancer [1]. Behavioural weight management programmes have been associated with significant weight loss [2] and can even result

*Correspondence: s.e.bates@sheffield.ac.uk

¹ School of Health and Related Research, University of Sheffield, Sheffield, South Yorkshire, UK

Full list of author information is available at the end of the article



in remission from type 2 diabetes [3] but there is evidence that, on average, individuals regain weight loss by 5 years post-treatment [4]. Furthermore based on a large observational study, only 21% of individuals are successful at maintaining weight loss, defined as losing at least 10% of their body weight and maintaining this weight loss for at least one year [5]. While moderate reductions in weight have positive benefits for individuals who are overweight or obese and for those who have type 2 diabetes even if weight loss is regained [6–8], weight loss maintenance is required to maintain full improvements in risk reduction. For example, individuals who lost 8–20% of their initial body weight and maintained this for 4 years (regained less than 3% of initial body weight) in a randomised control trial of a behavioural intervention achieved sustained improvements in blood glucose (HbA_{1c}), systolic blood pressure (SBP) and cholesterol, all biomarkers linked with health outcomes [9]. Thus, there is a need to develop cost-effective weight loss maintenance interventions in order to prolong the positive impact of weight loss on health outcomes [10].

Conducting pre-trial health economic modelling is recommended to estimate the likelihood of cost-effectiveness, inform decision about whether a trial is justified, and identify potential improvements to the intervention (9). Using an estimated intervention effect based on previous research, a maximum cost-per-person (justifiable cost) can be estimated at which the intervention would remain cost-effective given a certain incremental cost-effectiveness ratio (ICER). This can be compared to expected costs to ensure that an intervention is not predicted to incur a cost at which it is unlikely to be cost-effective. Pre-trial modelling has been conducted previously; for example Asaria et al. (2016) used a health economic model to estimate the annual costs at which interventions with varying impacts on cardiovascular risk would be cost-effective for individuals with different risk profiles [11] and pre-trial modelling was used to inform the design of a fall-prevention intervention and trial [12]. However, these studies were either based on hypothetical, rather than intervention-specific, risk changes (10) or based on the results from a pilot trial (11) and so is not a method that can be used before a pilot trial has taken place. The aim of this analysis was to use a health economic model to determine the justifiable cost of a behavioural weight loss maintenance intervention compared to no intervention in two populations; i) individuals with a Body Mass Index (BMI) of 28 kg/m² or above without diabetes and ii) individuals with a diagnosis of type 2 diabetes prescribed a single non-insulin diabetes medication.

Methods

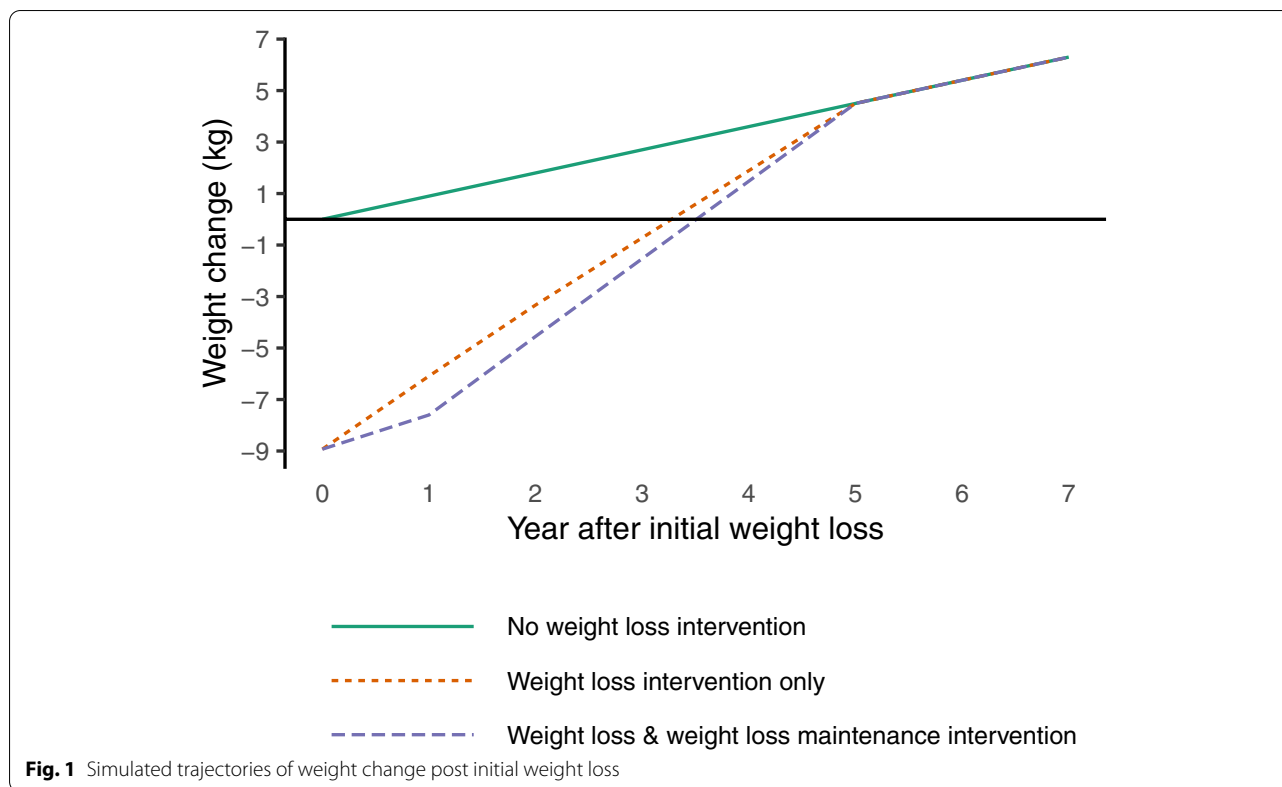
The reporting of this study followed the 2013 Consolidated Health Economic Evaluation Reporting Standards guidelines [13].

SPHR diabetes prevention model

The School for Public Health Research (SPHR) Diabetes prevention model has been used to assess the cost-effectiveness of diabetes prevention interventions [14–16]. For this study we use version 3.3 of the model and full detail of the model background, methods, assumptions and parameters is in the Additional files 2 and 3.

The SPHR models is an individual patient level model in which the baseline characteristics of an individual are used to estimate annual changes in metabolic risk factors and the risk of related diseases. This model was used because it enables change in BMI to be modelled, trajectories of BMI and other metabolic factors to vary among individuals and estimates of the impact of weight loss and weight loss maintenance on a range of health conditions including CVD, type 2 diabetes, osteoarthritis, and depression. The model structure is shown in Additional file 2, Fig. 1. Each year changes in metabolic factors, namely BMI, HbA_{1c}, SBP and total cholesterol, occur depending on the individual baseline characteristics including age, sex, ethnicity, smoking, family history of CVD, and family history of type 2 diabetes. Associations between the trajectories of the metabolic risk factors were based on latent growth curve modelling analysis conducted on the Whitehall II prospective cohort study [17]. Change in glycaemia, SBP and total cholesterol are all conditional on change in BMI.

These metabolic factors then contribute to the risk of an individual patient experiencing a disease or related complications. At GP visits, an individual in the model may be diagnosed with diabetes, hypertension, and dyslipidaemia. GP attendance is conditional on age, sex, BMI, ethnicity and health outcomes (heart disease, depression, osteoarthritis, diabetes, stroke, cancer) based on the South Yorkshire Cohort study [18]. Individuals can also experience cancer (breast or colon), osteoarthritis and depression, CVD events (angina, myocardial infarction (MI), stroke, or transient ischemic attack (TIA) and diabetes related complications (renal failure, amputation, foot ulcer, and blindness) based on risk equations described in section 7 of Additional file 2. Many of the diagnoses and events in the model are conditional on BMI. It contributes to the risk of the first cardiovascular events as part of the QRISK2 prediction model [19]. This is a validated algorithm to identify individuals at high risk of cardiovascular disease. Subsequent cardiovascular events are conditional on the nature of the first



event. Incidence of breast and colorectal cancer were estimated from the European prospective investigation of cancer (EPIC) cohort [20] and based on a large meta-analysis including 221 prospective observational studies [21], a risk adjustment was included such that individuals with a high BMI have a higher probability of the cancer diagnosis. Osteoarthritis was also conditional on BMI; this was based on a stakeholder discussion and a longitudinal analysis based in Italy as there were no appropriate UK studies available [22]. A diagnosis of diabetes was dependent on blood glucose (HbA_{1c}), the trajectory of which is associated with BMI and, of the diabetes-related complications, neuropathy (ulcer and amputation) was conditional on BMI based on the UKPDS outcomes model v2 [23]. Depression was not conditional on BMI however it was assumed that a diagnosis of diabetes and/or cardiovascular disease increased the incidence of depression for individuals who did not have depression at baseline based on two US cohort studies [24, 25]. Depression was not a causal factor for any health outcomes in the model.

The consequences of interventions are measured in Quality Adjusted Life Years (QALYs), as recommend by the National Institute for Health and Care Excellence (NICE) [26], based on the EQ-5D-3L, and costs/savings in pounds sterling. The model has an annual cycle

length and a lifetime horizon as weight loss and maintenance have the potential to impact long-term health outcomes. The setting is primary care in England, UK and a healthcare perspective (National Health Service (NHS) in England) was used. This includes cost healthcare costs incurred by the NHS and excludes any costs associated with the patient such as travel and time costs associated with the intervention. Both costs and QALYs were discounted at an annual rate of 3.5% as recommended by NICE [26].

Populations

The analyses were conducted for two separate populations; i) individuals with a BMI of 28kg/m² or above without diabetes and ii) individuals with a diagnosis of type 2 diabetes prescribed one non-insulin diabetes medication. These populations were chosen as they are at high risk of negative health impacts, have the potential to respond to early intervention (i.e. before developing diabetes, or diabetes dependent on insulin or several medications) and were likely target populations for this type of intervention [27]. The baseline characteristics of both populations can be found in Supplementary Table 1.

For population (i), the baseline data on individuals was obtained from Health survey for England (HSE) 2014 [28], which is representative of the population of England and includes clinical risk factors including

HbA_{1c}, SBP, BMI and cholesterol and health outcomes. The population of interest was defined as adults with a BMI of 28 kg/m² and over (prior to initial weight-loss), based on previous studies in which this was a criteria for referral to a weight management programme by a GP [29], and with a HbA_{1c} below 6.5% (the criteria used for a diabetes diagnosis). Children aged under 18 and adults with a diagnosis of diabetes were excluded. Within the final sample ($n = 2738$), a subgroup of individuals with an HbA_{1c} of 6–6.49% were examined separately ($n = 322$) as this criteria is used to identify individuals at higher risk of diabetes [30].

For population (ii), HSE only included a small number (approximately 400) of individuals with diabetes and thus would be unlikely to represent the diabetic population well and has little information about the diabetes diagnosis such as time of diagnosis and treatment. For this population, the THIN (The Health Improvement Network) 2014 dataset [31] was used which has a large number of individuals with diabetes. Of the 3.7 million individuals from 427 GP practices, 131,000 had type 2 diabetes. The time since diagnosis and treatment prescribed was also available for this dataset alongside BMI, HbA_{1c}, cholesterol, and SBP and demographic factors such as age, gender, and ethnicity. A baseline population was created by sampling from the summary statistics of this data by using a multivariate distribution using the mean estimates and covariances between these variables. Individual patient level data was not available due to restrictions on the use of this at the time of analysis. Although individual data is preferable, this method enabled the use of a baseline population that was representative of individuals with diabetes. The sample was not restricted by time spent on this medication but those on more than one anti-diabetic medication or on insulin were excluded. A subgroup analysis for those with a BMI of 28 or above was also included based on previous studies in which this was a criteria for GP referral to a weight management programme [29].

The structure and assumptions in the model remained the same for both baseline populations. The model enabled different health trajectories for those with and without diabetes which enables the model to be flexible to both populations. For example, for individuals without diabetes, the trajectory of HbA_{1c} was estimated based on an analysis of the Whitehall II dataset [17] however for those with diabetes, the trajectory is estimated using the UKPDS outcomes model [32], a population of individuals newly diagnosed with diabetes. Similarly, individuals with a diagnoses of diabetes are eligible for antihypertensive treatment at the

threshold of a SBP of 140 mmHg compared to a threshold of 160 mmHg for participants without diabetes based on National Institute for Health and Care Excellence (NICE) guidelines (11).

Intervention effect

The estimated effect of the intervention on weight has been obtained by examination of the literature. We conducted a random-effects meta-analysis of behavioural weight loss maintenance studies to estimate the expected effect of a weight loss maintenance intervention compared to no intervention (current standard care in the UK) after weight loss resulting from a behavioural intervention. Following the PRISMA process, relevant studies were screened from two previous systematic review and meta-analysis studies of weight loss maintenance interventions [4, 33] to identify those studies that met our pre-specified inclusion criteria. The inclusion criteria were chosen to reflect likely commissioning of services in the UK NHS and were informed by current practice and discussions with our stakeholder group comprising health economists, clinicians and researchers and lay members. Studies had to include adult participants with a BMI ≥ 25 kg/m², who had lost $\geq 5\%$ of their weight before starting the weight loss maintenance programme. Studies that required $\geq 10\%$ initial weight loss to join the study or which solely recruited participants with a specific health condition were excluded as this population was deemed highly selective and not representative of the intended population. The intervention had to be a behavioural intervention including advice on diet and physical activity for the primary purpose of weight management. Interventions that used meal replacements and financial incentives were excluded as these interventions are unlikely to be widely commissioned in the UK NHS. Studies had to report weight outcomes ≥ 12 months from the start of the weight maintenance intervention. Only randomised controlled trials were included. We applied these inclusion and exclusion criteria to the two systematic reviews, which reported data from a total of 32 behavioural intervention arms from 20 studies [34–53]. Nine studies were excluded from our analyses for the following reasons: (a) inclusion criteria did not reflect the target population, [35, 42, 49, 53] (b) intervention included meal replacement or financial incentives [38, 46, 52] (c) primary purpose of the intervention was not weight management [51] or (d) did not report weight outcomes ≥ 12 months from the start of the weight maintenance intervention [37, 41].

Three analyses of the studies were undertaken. Firstly, fourteen intervention arms from nine studies [34, 39, 40, 43–45, 47, 48, 50] were included in a meta-analysis to estimate initial weight loss of participants that were

eligible for a weight loss maintenance intervention. Second, fifteen intervention arms from ten studies [34, 36, 39, 40, 43–45, 47, 48, 50] contributed to the meta-analysis to estimate weight loss maintenance intervention effects at 12-month post-weight loss. Supplementary Fig. 1 in shows the nature of the control arm, and type of weight loss maintenance intervention for the studies included in this meta-analysis. All interventions targeted weight management through dietary and exercise advice but were varied in the method and duration of delivery, and control groups varied from no contact to in-person support. Third, two intervention arms from one study contributed to the estimates at 2-year post-weight loss [50] as this was the only eligible study that included a 2-year follow-up. The two interventions were unlimited access to an interactive technology-based intervention, and an intervention in which participants had monthly individual contact with an interventionist. Participants in the control group received printed diet and physical activity recommendations.

Table 1 shows the results of the random-effects meta-analysis; the initial weight loss before the weight maintenance intervention is estimated at 8.93 kg from an average initial weight of 89.76 kg, and individuals partaking in a weight loss maintenance intervention had an average regain of 1.33 kg by year 1 and 4.38 kg by year 2 compared to a regain of 2.84 kg by year 1 and 5.6 kg by year 2 in a control group. Forest plots comparing the active intervention with control group at 12- and 24-month follow-up are shown Supplementary Figs. 2 and 3. There was no evidence of an influence of individual studies on the overall estimates at 12 months (Supplementary Fig. 4). Influence plots were not generated for 24 months follow-up as only one study provided data at this time point. The revised Cochrane risk of bias tool for randomised trials [54] was used to assess the studies; four were low risk of bias [39, 40, 47, 50], 3 were high risk [34, 45, 48] and there were some concerns regarding the remaining three studies [36, 43, 44]. A sensitivity analysis in which the meta-analysis excluded the studies with a high risk of bias did not significantly impact the outcomes (Supplementary

Table 2) There was moderate heterogeneity across studies in weight maintenance at 12 months ($I^2 = 59\%$, $P = 0.002$).

Effect on weight trajectory beyond follow-up

In the absence of data on the longer-term weight trajectories, we made the conservative assumption that participants would return to baseline weight trajectory at some point. To determine when this point would be, the regain between years 1 and 2 was extrapolated linearly (assuming the same regain as between years 1 and 2 for each subsequent year), until the trajectory reached that of the simulated individual’s weight if they had never had the initial weight-loss intervention.). Both the control and treatment group returned to this original trajectory by 5 years (to the nearest full year) after the initial weight loss (Fig. 1). This aligns with research that indicates that on average participants regain weight loss after approximately 5 years [4]. Simulated individuals do not return to their baseline weight but the weight that they would have reached after 5 years in the SPHR model without the intervention. The initial weight-loss was simulated in year 0 at the start of the model, and then regained in subsequent years.

The trajectory of BMI is estimated in the health economic model but the weight change from the meta-analysis is in kg because it was the outcome measured in all studies. Therefore, the weight change in kg was converted to BMI change using the height of the simulated individual. In the absence of any data about the direct effects of the weight loss and weight regain on other metabolic factors, an indirect effect of the BMI change on HbA_{1c}, SBP and cholesterol was modelled. Specifically, covariates from the analysis conducted on the Whitehall dataset were used to predict the change in the metabolic factors from changes in BMI in the population simulated [17] (detail in Additional file 2, page 18).

Intervention costs

This analysis was conducted with the assumption that the proposed intervention would be funded for patient through primary care (i.e., the payer would be the NHS). This is already the case for some commercial weight loss

Table 1 Weight regain per annum: estimates from random-effects meta-analysis

Year	Weight maintenance intervention (n = 661)			Control (no intervention) (n = 383)			Difference between groups		
	N	Mean	95% CI ^a	N	Mean	95% CI ^a	N	Mean	95% CI
0	14	-8.93	(-9.49, -8.36)	14	-8.93	(-9.49, -8.36)			
1	15	1.33	(0.67, 1.99)	15	2.84	(2.01, 3.67)	15	-1.38	(-2.2, -0.55)
2	2	4.38	(3.64, 5.11)	2	5.6	(5.19, 6.02)	2	-1.23	(-1.96, -0.49)

N indicates total number of intervention arms; CI: Confidence intervals; estimates are in kg; ^a95% CI of mean weight change. The weight for year 0 is the weight loss before weight maintenance intervention begins and the weight in year 1 and 2 is the weight regain per annum during weight maintenance intervention

and diabetes prevention programmes in the UK [55]. There is no fee charged to the individual receiving the interventions and patient borne costs (e.g., travel etc. are not included). Justifiable costs will be calculated for each person who has the intervention based on the assumption that all eligible individuals will participate in the intervention. It is assumed that all intervention costs will be incurred at time zero and so no discount rate is applied.

Health economic modelling

For each run of the model, 20,000 eligible individuals were randomly sampled from the two baseline populations with replacement. As the aim of this analysis was to estimate a justifiable cost for a proposed intervention, the cost of the weight loss maintenance intervention was set to £0 within the model and the amount that could be spent on this intervention while remaining cost-effective was calculated using increasing maximum ICERs. For NICE, this is estimated to be between £20,000 and £30,000 per QALY [56] and therefore the cost per person at these ICER values were the targets for the analysis. Public health interventions often have a lower threshold because the benefits are further in the future, therefore the maximum cost of the intervention while being cost saving was also calculated. At this cost or lower, the cost savings as a result of the intervention is greater than the cost of the intervention.

Sensitivity analysis

Sensitivity analysis was conducted on the duration of effect, the initial weight-loss and the rate of regain (Table 2). By duration of effect, we are referring to the amount of time between year 0 and the point at which the weight trajectories reach the trajectory they would have followed without any weight loss. Because the duration was estimated by extrapolating the regain from the first two years, in sensitivity analysis the impact of

different durations (4–6 years) were examined (scenarios 1–3). A linear regain was assumed between the 2-year estimate of weight and the duration of effect (i.e., 4, 5 or 6 years). The rate of regain, the amount regained at year 1 and year 2, was varied using the 95% confidence intervals (CIs; scenarios 4 and 5). The weight loss that both groups achieved before entering either a weight loss maintenance intervention or control condition (no intervention) was also examined. The figure of 8.93 kg obtained from the meta-analysis is based on a target population of people who have lost ≥5% weight, which reflects the likely implementation of a weight loss maintenance programme in practice. We also examined a scenario in which there was not a minimum weight loss required to take part in the weight loss maintenance programme and examined the impact of a lower initial weight loss of 2.84 kg (scenario 6), based on average weight loss from a previous meta-analysis [2] of weight loss interventions that were applicable to UK primary care. An initial weight loss of 6.12 kg (scenario 7), which was the midpoint between the lower value of 2.84 kg and the base case value of 8.93 kg, was also tested. The regain was adjusted proportionally. These are represented graphically in Supplementary Fig. 5. Probabilistic sensitivity analyses were conducted to assess uncertainty within the model inputs using probabilistic sensitivity analysis with 5000 Monte Carlo simulations. The model parameters and uncertainty distributions are shown in Additional file 3.

Results

High BMI (≥ 28 kg/m²)

The estimated maximum amount that can be spent on an intervention while remaining cost-effective at increasing ICER values, with the assumption of the effect is detailed in Table 1, is shown in Table 3 and shown in Fig. 2. For ICERs of £20,000 and £30,000 per QALY, the maximum justifiable cost-per-person was £104.64 and £137.78 respectively assuming duration of effect of 5 years and

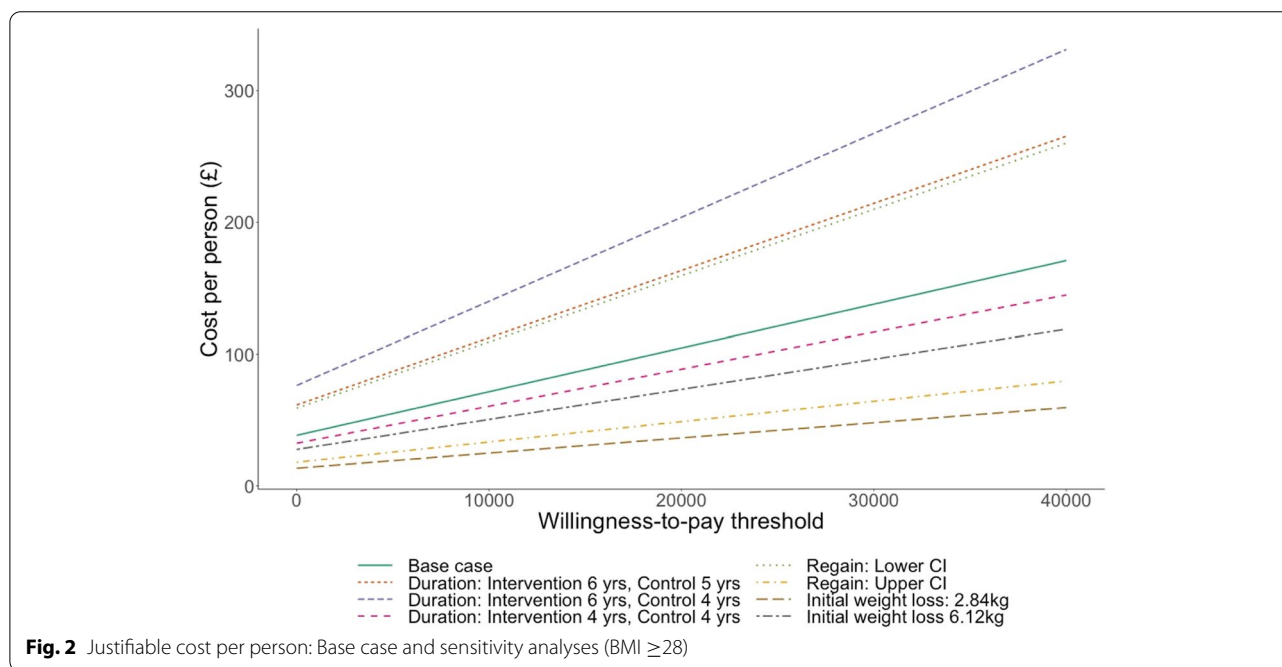
Table 2 Scenarios modelled in sensitivity analysis

Scenario	Initial weight loss (kg)	Regain (year 1, year 2)	Duration of effect (years)	
			Control	Intervention
Base case	8.96	1.33, 4.38	5	5
1 [Duration]	8.96	1.33, 4.38	4	6
2 [Duration]	8.96	1.33, 4.38	5	6
3 [Duration]	8.96	1.33, 4.38	4	4
4 [Regain rate]	8.96	0.67, 3.64	5	5
5 [Regain rate]	8.96	1.99, 5.11	5	5
6 [Initial weight loss]	2.84	0.42, 1.39	5	5
7 [Initial weight loss]	6.12	0.91, 2.99	5	5

Table 3 Cost per person at incremental cost-effectiveness ratios of £20,000 and £30,000

Scenario	High BMI ($\geq 28 \text{ kg/m}^2$)		Type 2 Diabetes ^a		
	£20,000	£30,000	£20,000	£30,000	
Base case	£104.64	£137.78	£88.14	£112.64	
1	Duration (years): intervention 6, control 4	£203.77	£267.52	£173.05	£219.75
2	Duration (years): intervention 6, control 5	£163.40	£214.39	£135.98	£171.97
3	Duration (years): intervention 4, control 4	£88.56	£116.65	£74.80	£96.08
4	Regain: Lower confidence interval	£159.52	£209.80	£134.91	£172.57
5	Regain: Upper confidence interval	£48.79	£64.22	£41.62	£53.22
6	Initial weight loss: 2.84 kg	£36.42	£47.94	£29.98	£38.09
7	Initial weight loss: 6.12 kg	£73.27	£96.07	£45.14	£55.01
	BMI of 28 or above		£96.61	£122.34	

^a Diagnosis of type 2 diabetes and prescribed single, non-insulin diabetes medication

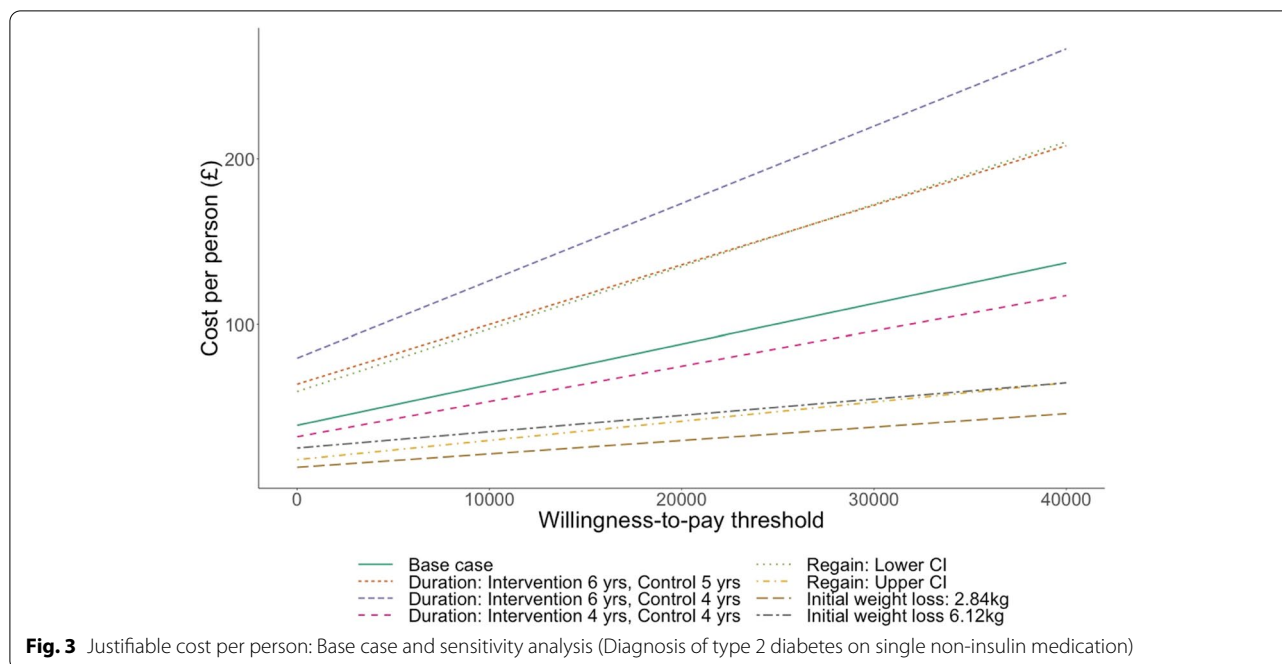


health benefits accrued over the lifetime. For the subgroup that had a BMI ≥ 28 and an HbA_{1c} between 6 and 6.5%, the maximum justifiable cost-per-person was £158.88 and £209.81 respectively.

The QALY gain per individual was 0.003 and the cost saving was £38.37. The detail of cost and QALY savings for sensitivity analysis is in Supplementary Tables 2 and 3. Per 100,000 individuals, there were 8 cases of diabetes and 23 cases of cardiovascular disease averted. For those at higher risk of diabetes (with and HbA_{1c} of between 6 and 6.5%) this increased to 49 cases of diabetes and 33 cases of CVD averted. To be cost saving, the maximum justifiable cost was £38 per-person for an intervention

targeted at individuals with a high BMI and £57 per-person for those who also have an HbA_{1c} between 6 and 6.5%. It's assumed that intervention costs are one-time costs incurred at the beginning of the intervention.

Sensitivity analysis was conducted around the duration of intervention effect, the initial weight-loss and the rate of regain. The maximum justifiable cost per person for a cost-effective intervention for the ICERs of £20,000 and £30,000 for each scenario are shown in Table 3. The largest maximum justifiable cost obtained from the sensitivity analysis was when the duration of effect was six and four years for the intervention and control group respectively and the lowest was for the lowest initial weight loss.



Type 2 diabetes

The maximum amount that could be spent on an intervention while remaining cost-effective, with the assumption of the effect detailed in Table 1, at increasing ICER values is shown in Fig. 3. For ICERs of £20,000 and £30,000 per QALY, the maximum justifiable cost per person was £88.14 and £112.64 respectively assuming duration of effect of 5 years and health benefits accrued over the lifetime. This increased to £96.61 and £122.34 when the population was limited to individuals with a BMI of 28 or above. The QALY gain per individual was 0.002 and the cost saving was £39.14 (full details of incremental costs and QALYs for sensitivity analyses are in Additional file 1: Tables 3 and 4). There were an estimated 53 cases of CVD averted per 100,000 individuals. To be cost saving this intervention would have to cost less than £39 per-person.

Sensitivity analysis was conducted around the duration of intervention effect, the initial weight-loss and the rate of regain, and the results of this are shown for ICERS of £20,000 and £30,000 in Table 3. As found with the high BMI population, when the duration of effect was 6 years for the intervention for 4 years for the control, the maximum justifiable cost was highest, and it was lowest when the initial weight loss was 2.84 kg.

Probability sensitivity analysis (PSA)

PSA was conducted to examine the uncertainty of the justifiable cost estimate for both groups. Supplementary Figs. 6 and 7 show the incremental cost if the justifiable

cost (generated from the base case analysis) was applied to each simulation, and incremental QALYs. For both groups, over 98% of the PSA runs resulted in positive incremental QALYs. There was greater variation in incremental costs in the diabetes population; for 8.5% of PSA runs, the intervention resulted in lower costs than the control group when the mean justifiable cost is applied. For the high BMI group, when the justifiable cost is applied, over 99% of PSA runs resulted in a higher cost for the weight loss maintenance intervention compared to no intervention.

Discussion

At an ICER of £20,000, the maximum justifiable cost was estimated to be £105 for individuals with a high BMI, £159 for individuals with a high BMI and a high HbA_{1c} (high risk of diabetes) and £88 for individuals with a diagnosis of type 2 diabetes on a single non-insulin medication. The finding that the maximum justifiable cost is lower on average for those with a diagnosis of diabetes than for those with a high BMI may seem counterintuitive given that those with a high BMI and at high risk of diabetes had the highest maximum justifiable cost. This is likely to be because, for individuals without type 2 diabetes, this intervention may be able to avert or delay a diagnosis of diabetes, which is associated with a reduction in the immediate costs associated with this diagnosis. This is particularly important for those with a high HbA_{1c} as the intervention averts or delays a potentially imminent diagnosis. Conversely, simulated individuals that have

diabetes already have a higher associated cost than those without and less potential incremental gains; simulated individuals will have lower utility at the start and during the intervention period than patients with no diabetes and so the potential QALY gains are lower for patients with diabetes, and they cannot be 'undiagnosed' in the model. Although there is some evidence that remission from diabetes can be achieved [3] which contradicts the model assumption that type 2 diabetes is irreversible, it is not yet clear that this remission is maintained. Overall, this indicates that the benefits of intervening in high-risk individuals (and therefore preventing or delaying diabetes) are higher than the benefits of intervening in people who already have diabetes.

In sensitivity analysis, duration of effect and the initial weight loss had the greatest impact on justifiable cost. The time it takes for participants to return to their original trajectory, if they do at all, is hard to determine due to short-term follow-up within trials [4] and therefore a range of values should be considered when calculating a justifiable cost. There was a large difference between the scenario in which both the control and weight loss maintenance intervention had a duration of 4 years (£89) and the scenario in which the duration of the effect was 4 years for the control group and 6 years for the intervention group (£204) indicating the importance of the differential duration of effect between the control and intervention. The limited data on duration of weight management interventions indicates that intervention effect has diminished by an average of 5 years [4] but there is little research available on the impact of a weight maintenance intervention in the long-term and this will vary depending on the characteristics of the intervention and the control group. Researchers should consider plausible durations of effect for the control and intervention groups based on the characteristics of the planned intervention (e.g., mode of delivery or duration). The outcomes of sensitivity analysis also indicated that a weight maintenance intervention is more likely to be cost-effective for individuals with a larger initial weight loss. Previous evidence does suggest that greater initial weight-loss is associated with weight maintenance [57] supporting these findings.

Weight maintenance interventions that cost more than the maximum justifiable cost estimated are unlikely to be cost-effective based on the estimated intervention effect. While there is evidence that weight maintenance interventions are able to result in an additional 3.2 kg maintenance of weight loss over 18 months [10], there is less evidence regarding the cost. In a weight loss maintenance trial for participants that had lost at least 5% of their body weight, intervention costs were between £16 and £49 depending on the amount of face-to-face contact

but it was concluded that neither intervention was likely to be cost-effective in routine practice [58]. Further evidence is required to determine the feasibility of developing an effective intervention within the justifiable costs estimated.

The method used in this analysis highlights the role that health economic modelling can have in the design and development of a new weight loss maintenance intervention. Although this type of modelling is recommended in intervention design guidance, there is little published research detailing the methods used to do this. While previous studies have used the results from a pilot trial [12], the method presented here provides an estimate of justifiable cost without a pilot trial based on a range of previous studies; this can inform the design of the trial before a pilot trial. In addition, while pre-trial modelling has been used to identify the cost of an intervention that achieves a certain risk reduction [11], the estimated impacts were not specific to a planned intervention which may limit application to certain interventions. The maximum justifiable cost provides an estimated upper bound over which the intervention would not be cost-effective, which can be compared to the predicted cost of the planned interventions. This could help to avoid an intervention which is unlikely to be cost-effective proceeding to the trial stage. Subgroup and sensitivity analysis can also inform decisions about whom the intervention should be targeted at and what factors are most likely to impact on cost-effectiveness. Although the current study is specific to a weight management intervention in the UK the methods can be applied to behavioural interventions in other health areas and countries. The increased number of public health economic models being developed [59] will facilitate this type of modelling. However, as with many public health interventions, there is likely to be a large amount of heterogeneity in effect within the patient groups and therefore there may be limited application when using the mean effect only. Additional research into the different factors that impact on the intervention effect would be informative for this type of pre-trial modelling.

There were some limitations of this analysis. Firstly, due to limited research on the impact of weight loss maintenance intervention and, in particular, the impact of weight loss maintenance interventions for people with type 2 diabetes, the same weight loss and regain was applied for each person and in both populations, despite some evidence of heterogeneity in weight trajectories [4, 57], and some differences between the baseline populations on risk factors such as systolic blood pressure. In addition, the estimate of weight regain at 24 months was based on only two intervention arms and so caution should be exercised in interpreting this result. Given the potential impact of differing

weight trajectories, we conducted a range of sensitivity analysis to estimate the impact of alternate trajectories [60]. Second, individual participant data was not used for the baseline population for individuals with diabetes due to limitations on availability of data. This may limit how representative this baseline population is of a population with diabetes. Furthermore, the population was selected because they were on a single diabetes medication, but this does not rule out having been on more than one medication in the past and so the population may have been more heterogeneous than the potential target population for the intervention. However, the population was generated based on many variables and based on a large dataset that is representative to the UK. Third, remission from diabetes is currently not a scenario in the model. There is some evidence that remission from diabetes (an HbA1c of below 6% and no requirement for antidiabetic medication) can be achieved by following a low-calorie diet for 3–5 months, with stepped re-introduction to food and ongoing weight loss maintenance support [3]. Given that those eligible for a weight loss maintenance intervention have already been successful in weight loss, in this study approximately 9 kg, there is a possibility that some individuals would go into remission. This means that the model may underestimate the positive impact of the intervention for those with diabetes as the cost-reduction associated with potential diabetes remission wasn't captured. However, it is not yet clear that this remission is maintained and it's likely that these patients will be required to attend regular screenings due to their previous diagnosis and so associated costs will still apply. Ongoing research will provide more information about the long-term impact of diabetes remission on costs and QALYs [61]. Finally, as the healthcare perspective was used, the costs incurred by patients as a result of a change in lifestyle are not considered. These costs may differentially impact subgroups, and this is not accounted for in the analysis.

Conclusions

In conclusion, given the expected weight loss and regain estimated in the current analyses, intervention designs associated with a cost of above £105 per-person for those with a BMI of 28 or above or £88 per-person for those on first-line diabetes treatment (one medication only) should be carefully considered as these are less likely to be cost-effective. This method demonstrated, that uses results from previous relevant studies to conduct pre-trial modelling prior to a pilot study to inform the design and budgetary decisions of a weight loss maintenance intervention, can be applied to a wider range of behavioural interventions and contexts.

Abbreviations

BMI: Body mass index; CVD: Cardiovascular disease; EPIC: European prospective investigation of cancer; HSE: Health survey for England; ICER: Incremental cost-effectiveness ratio; NHS: National Health Service; NICE: National institute for health and care excellence; MI: Myocardial infarction; QALY: Quality adjusted life year; SBP: Systolic blood pressure; SPHR: School of public health research; THIN: The Health Improvement Network; TIA: Trans-ischaemic attack.

Supplementary Information

The online version contains supplementary material available at <https://doi.org/10.1186/s12889-022-12737-5>.

Additional file 1. Additional tables and figures for the meta-analyses and health economic modelling.

Additional file 2. In-depth description of the SPHR health economic model.

Additional file 3. Details of parameters for SPHR health economic model.

Acknowledgements

This research was funded in whole, or in part, by the Wellcome Trust [203970/Z/16/Z]. For the purpose of Open Access, the author has applied a CC BY public copyright licence to any Author Accepted Manuscript version arising from this submission.

Authors' contributions

AA, SG, AB, PB, CT and SB conceived and planned the study. AA, NI, and SG designed and conducted the meta-analysis for estimated effect of intervention on BMI. PB, CT and SB conducted the health economic modelling. AB supervised the study. SB took the lead in writing the manuscript. All authors read and approved the final manuscript.

Funding

This paper presents independent research funded by the National Institute for Health Research (NIHR) under its Programme Grants for Applied Research (PGfAR) Programme (Grant Reference Number RP-PG-0216-20010). The views expressed are those of the author(s) and not necessarily those of the NIHR or the Department of Health and Social Care. The funding agreement ensured the authors independence in designing the study, interpreting the data, writing, and publishing the report. SB was supported by the Wellcome Trust (203970/Z/16/Z). ALA and SJG are funded by the Medical Research Council, through grant MC_UU_00006/6.

Availability of data and materials

No datasets were generated or directly analysed during the current study. Restrictions apply to the Health Survey for England survey data that was used as the baseline population in the health economic model, which were used under license for use in the current study. Application to access to this data can be made through the UK data service (<https://beta.ukdataservice.ac.uk/datacatalogue/series/series?id=2000021>).

Declarations

Ethics approval and consent to participate

Not Applicable. No primary data was collected. This article does not contain any studies with human participants or animals performed by any of the authors. The health economic model used is based on publicly available data and analysis of secondary data.

Consent for publication

Not applicable.

Competing interests

ALA is Principal Investigator on two publicly funded trials where the intervention is provided by WW at no cost. SB, CT, NI, PB, SG and AB have no competing interests.

Author details

¹School of Health and Related Research, University of Sheffield, Sheffield, South Yorkshire, UK. ²Clinical Trial Service Unit and Epidemiological Studies Unit (CTSU), Nuffield Department of Population Health, University of Oxford, Oxford, UK. ³MRC Epidemiology Unit, University of Cambridge, Cambridge, UK.

Received: 8 March 2021 Accepted: 31 January 2022

Published online: 12 February 2022

References

- Flegal KM, Kit BK, Orpana H, Graubard BI. Association of all-cause mortality with overweight and obesity using standard body mass index categories: a systematic review and meta-analysis. *JAMA*. 2013;309(1):71–82.
- Hartmann-Boyce J, Johns D, Jebb S, Summerbell C, Aveyard P, Behavioural weight management review group. Behavioural weight management programmes for adults assessed by trials conducted in everyday contexts: systematic review and meta-analysis. *Obes Rev*. 2014;15(11):920–32.
- Lean ME, Leslie WS, Barnes AC, Brosnahan N, Thom G, McCombie L, et al. Primary care-led weight management for remission of type 2 diabetes (DiRECT): an open-label, cluster-randomised trial. *Lancet*. 2018;391(10120):541–51.
- Dansinger ML, Tatsioni A, Wong JB, Chung M, Balk EM. Meta-analysis: the effect of dietary counseling for weight loss. *Ann Intern Med*. 2007;147(1):41–50.
- Wing RR, Hill JO. Successful weight loss maintenance. *Annu Rev Nutr*. 2001;21:323–41.
- Wing R, Bolin P, Brancati F, Bray G, Clark J, Coday M, et al. Look Ahead research group. Cardiovascular effects of intensive lifestyle intervention in type 2 diabetes. *N Engl J Med*. 2013;369(2):145–54.
- Nathan DM, Barrett-Connor E, Crandall JP, Edelstein SL, Goldberg RB, Horton ES, et al. Long-term effects of lifestyle intervention or metformin on diabetes development and microvascular complications over 15-year follow-up: the diabetes prevention program outcomes study. *Lancet Diabetes Endocrinol*. 2015;3(11):831–2.
- Perreault L, Pan Q, Mather KJ, Watson KE, Hamman RF, Kahn SE, et al. Effect of regression from prediabetes to normal glucose regulation on long-term reduction in diabetes risk: results from the diabetes prevention program outcomes study. *Lancet*. 2012;379(9833):2243–51.
- Wing RR, Espeland MA, Clark JM, Hazuda HP, Knowler WC, Pownall HJ, et al. Association of weight loss maintenance and weight regain on 4-year changes in CVD risk factors: the action for health in diabetes (look AHEAD) clinical trial. *Diabetes Care*. 2016;39(8):1345–55.
- Ross Middleton KM, Patidar SM, Perri MG. The impact of extended care on the long-term maintenance of weight loss: a systematic review and meta-analysis. *Obes Rev*. 2012;13(6):509–17.
- Asaria M, Walker S, Palmer S, Gale CP, Shah AD, Abrams KR, et al. Using electronic health records to predict costs and outcomes in stable coronary artery disease. *Heart*. 2016;102(10):755–62.
- Eldridge S, Spencer A, Cryer C, Parsons S, Underwood M, Feder G. Why modelling a complex intervention is an important precursor to trial design: lessons from studying an intervention to reduce falls-related injuries in older people. *J Health Serv Res Policy*. 2005;10(3):133–42.
- Husereau D, Drummond M, Petrou S, Carswell C, Moher D, Greenberg D, et al. Consolidated health economic evaluation reporting standards (CHEERS) statement. *Cost Effective Resource Alloc*. 2013;11(1):6.
- Thomas C, Sadler S, Breeze P, Squires H, Gillett M, Brennan A. Assessing the potential return on investment of the proposed UK NHS diabetes prevention programme in different population subgroups: an economic evaluation. *BMJ Open*. 2017;7(8):e014953.
- Breeze P, Thomas C, Squires H, Brennan A, Greaves C, Diggle P, et al. Cost-effectiveness of population-based, community, workplace and individual policies for diabetes prevention in the UK. *Diabet Med*. 2017;34(8):1136–44.
- Breeze P, Thomas C, Squires H, Brennan A, Greaves C, Diggle PJ, et al. The impact of type 2 diabetes prevention programmes based on risk-identification and lifestyle intervention intensity strategies: a cost-effectiveness analysis. *Diabet Med*. 2017;34(5):632–40.
- Breeze P, Squires H, Chilcott J, Stride C, Diggle PJ, Brunner E, et al. A statistical model to describe longitudinal and correlated metabolic risk factors: the Whitehall II prospective study. *J Public Health*. 2015;38(4):679–87.
- Green MA, Li J, Relton C, Strong M, Kearns B, Wu M, et al. Cohort profile: the Yorkshire health study. *Int J Epidemiol*. 2016;45(3):707–12.
- Hippisley-Cox J, Coupland C, Vinogradova Y, Robson J, Minhas R, Sheikh A, et al. Predicting cardiovascular risk in England and Wales: prospective derivation and validation of QRISK2. *Bmj*. 2008;336(7659):1475–82.
- Lahmann PH, Hoffmann K, Allen N, Van Gils CH, Khaw KT, Tehard B, et al. Body size and breast cancer risk: findings from the European prospective investigation into Cancer and nutrition (EPIC). *Int J Cancer*. 2004;111(5):762–71.
- Renahan AG, Tyson M, Egger M, Heller RF, Zwahlen M. Body-mass index and incidence of cancer: a systematic review and meta-analysis of prospective observational studies. *Lancet*. 2008;371(9612):569–78.
- Schett G, Kleyer A, Perricone C, Sahinbegovic E, Iagnocco A, Zwerina J, et al. Diabetes is an independent predictor for severe osteoarthritis: results from a longitudinal cohort study. *Diabetes Care*. 2013;36(2):403–9.
- Hayes A, Leal J, Gray A, Holman R, Clarke P. UKPDS outcomes model 2: a new version of a model to simulate lifetime health outcomes of patients with type 2 diabetes mellitus using data from the 30 year United Kingdom prospective diabetes study: UKPDS 82. *Diabetologia*. 2013;56(9):1925–33.
- Golden SH, Lazo M, Carnethon M, Bertoni AG, Schreiner PJ, Roux AVD, et al. Examining a bidirectional association between depressive symptoms and diabetes. *Jama*. 2008;299(23):2751–9.
- Whyte EM, Mulsant BH, Vanderbilt J, Dodge HH, Ganguli M. Depression after stroke: a prospective epidemiological study. *J Am Geriatr Soc*. 2004;52(5):774–8.
- National Institute for Clinical Excellence. Technical guidance for manufacturers and sponsors on making a submission to a technology appraisal. London: National Institute for Clinical Excellence; 2001.
- National Institute for Health and Care Excellence. Type 2 diabetes in adults: management (NICE guideline 28). 2015. <https://www.nice.org.uk/guidance/ng28>.
- Mindell J, Biddulph JP, Hirani V, Stamatakis E, Craig R, Nunn S, Shelton N. Cohort profile: the health survey for England. *Int J Epidemiol*. 2012;41(6):1585–93.
- Ahern AL, Wheeler GM, Aveyard P, Boyland EJ, Halford JCG, Mander AP, et al. Extended and standard duration weight-loss programme referrals for adults in primary care (WRAP): a randomised controlled trial. *Lancet*. 2017;389(10085):2214–25.
- Penn L, Rodrigues A, Haste A, Marques MM, Budig K, Sainsbury K, et al. NHS diabetes prevention Programme in England: formative evaluation of the programme in early phase implementation. *BMJ Open*. 2018;8(2):e019467.
- The Health Improvement Network [<https://www.the-health-improvement-network.co.uk/>].
- Clarke P, Gray A, Briggs A, Farmer A, Fenn P, Stevens R, et al. A model to estimate the lifetime health outcomes of patients with type 2 diabetes: the United Kingdom prospective diabetes study (UKPDS) outcomes model (UKPDS no. 68). *Diabetologia*. 2004;47(10):1747–59.
- Dombrowski SU, Knittle K, Avenell A, Araujo-Soares V, Sniehotta FF. Long term maintenance of weight loss with non-surgical interventions in obese adults: systematic review and meta-analyses of randomised controlled trials. *Br Med J*. 2014;348:g2646.
- Baum JG, Clark HB, Sandler J. Preventing relapse in obesity through post-treatment maintenance systems: comparing the relative efficacy of two levels of therapist support. *J Behav Med*. 1991;14(3):287–302.
- Clark M, Hampson SE, Avery L, Simpson R. Effects of a tailored lifestyle self-management intervention in patients with type 2 diabetes. *Br J Health Psychol*. 2004;9(3):365–79.
- Cussler EC, Teixeira PJ, Going SB, Houtkooper LB, Metcalfe LL, Blew RM, et al. Maintenance of weight loss in overweight middle-aged women through the internet. *Obesity*. 2008;16(5):1052–60.
- Dalle Grave R, Todesco T, Bnderali A, Gardini S. Cognitive-behavioural guided self-help for obesity: a preliminary research. *Eat Weight Disord*. 2004;9(1):69–76.
- Hankey CR, Leslie WS, Currall JEP, Matthews D, Lean MEJ. Weight change after myocardial infarction: statistical perspectives for future study. *J Hum Nutr Diet*. 2002;15(6):439–44.

39. Harvey-Berino J, Pintauro S, Buzzell P, DiGiulio M, Casey GB, Moldovan C, et al. Does using the internet facilitate the maintenance of weight loss? *Int J Obes Relat Metab Disord.* 2002;26(9):1254–60.
40. Harvey-Berino J, Pintauro S, Buzzell P, Gold E. Effect of internet support on the long-term maintenance of weight loss. *Obes Res.* 2004;12(2):320–9.
41. Hellenius ML, de Faire U, Berglund B, Hamsten A, Krakau I. Diet and exercise are equally effective in reducing risk for cardiovascular disease. Results of a randomized controlled study in men with slightly to moderately raised cardiovascular risk factors. *Atherosclerosis.* 1993;103(1):81–91.
42. Kramer FM, Jeffery RW, Snell MK, Forster JL. Maintenance of successful weight loss over 1 year: effects of financial contracts for weight maintenance or participation in skills training. *Behav Ther.* 1986;17(3):295–301.
43. Perri MG, Limacher MC, Durning PE, Janicke DM, Lutes LD, Bobroff LB, et al. Extended-care programs for weight management in rural communities: the treatment of obesity in underserved rural settings (TOURS) randomized trial. *Arch Intern Med.* 2008;168(21):2347–54.
44. Perri MG, McAdoo WG, McAllister DA, Lauer JB, Yancey DZ. Enhancing the efficacy of behavior therapy for obesity: effects of aerobic exercise and a multicomponent maintenance program. *J Consult Clin Psychol.* 1986;54(5):670.
45. Perri MG, McAdoo WG, Spevak PA, Newlin DB. Effect of a multicomponent maintenance program on long-term weight loss. *J Consult Clin Psychol.* 1984;52(3):480.
46. Perri MG, McAllister DA, Gange JJ, Jordan RC, McAdoo WG, Nezu AM. Effects of four maintenance programs on the long-term management of obesity. *J Consult Clin Psychol.* 1988;56(4):529.
47. Perri MG, Nezu AM, McKelvey WF, Shermer RL, Renjilian DA, Viegner BJ. Relapse prevention training and problem-solving therapy in the long-term management of obesity. *J Consult Clin Psychol.* 2001;69(4):722.
48. Perri MG, Shapiro RM, Ludwig WW, Twentyman CT, McAdoo WG. Maintenance strategies for the treatment of obesity: an evaluation of relapse prevention training and posttreatment contact by mail and telephone. *J Consult Clin Psychol.* 1984;52(3):404.
49. Sherwood NE, Crain AL, Martinson BC, Anderson CP, Hayes MG, Anderson JD, et al. Enhancing long-term weight loss maintenance: 2-year results from the keep it off randomized controlled trial. *Prev Med.* 2013;56(3):171–7.
50. Svetkey LP, Stevens VJ, Brantley PJ, Appel LJ, Hollis JF, Loria CM, et al. Comparison of strategies for sustaining weight loss: the weight loss maintenance randomized controlled trial. *JAMA.* 2008;299(10):1139–48.
51. Swinburn BA, Metcalf PA, Ley SJ. Long-term (5-year) effects of a reduced-fat diet intervention in individuals with glucose intolerance. *Diabetes Care.* 2001;24(4):619–24.
52. Wing RR, Jeffery RW, Hellerstedt WL, Burton LR. Effect of frequent phone contacts and optional food provision on maintenance of weight loss. *Ann Behav Med.* 1996;18(3):172–6.
53. Wing RR, Tate DF, Gorin AA, Raynor HA, Fava JL. A self-regulation program for maintenance of weight loss. *N Engl J Med.* 2006;355(15):1563–71.
54. Sterne JA, Savović J, Page MJ, Elbers RG, Blencowe NS, Boutron I, et al. RoB 2: a revised tool for assessing risk of bias in randomised trials. *BMJ.* 2019;366:l4898.
55. Allen JT, Cohn SR, Ahern AL. Experiences of a commercial weight-loss programme after primary care referral: a qualitative study. *Br J Gen Pract.* 2015;65(633):e248–55.
56. Rawlins MD. National Institute for clinical excellence: NICE works. *J R Soc Med.* 2015;108(6):211–9.
57. Elfhag K, Rössner S, Wu T, Gao X, Chen M, Van Dam RM, et al. Who succeeds in maintaining weight loss? A conceptual review of factors associated with weight loss maintenance and weight regain. *Obes Rev.* 2005;6(1):67–85.
58. Simpson SA, McNamara R, Shaw C, Kelson M, Moriarty Y, Randell E, et al. A feasibility randomised controlled trial of a motivational interviewing-based intervention for weight loss maintenance in adults. *Health Technol Assess.* 2015;19(42):1–378.
59. Weatherly H, Drummond M, Claxton K, Cookson R, Ferguson B, Godfrey C, et al. Methods for assessing the cost-effectiveness of public health interventions: key challenges and recommendations. *Health Policy.* 2009;93(2–3):85–92.
60. Bates S, Bayley T, Norman P, Breeze P, Brennan A. A Systematic Review of Methods to Predict Weight Trajectories in Health Economic Models of Behavioral Weight Management Programs: The Potential Role of Psychosocial Factors. *Med Decis Mak.* 2019; 0272989X19889897.
61. Lean ME, Leslie WS, Barnes AC, Brosnahan N, Thom G, McCombie L, et al. Durability of a primary care-led weight-management intervention for remission of type 2 diabetes: 2-year results of the DiRECT open-label, cluster-randomised trial. *Lancet Diabetes Endocrinol.* 2019;7(5):344–55.

Publisher's Note

Springer Nature remains neutral with regard to jurisdictional claims in published maps and institutional affiliations.

Ready to submit your research? Choose BMC and benefit from:

- fast, convenient online submission
- thorough peer review by experienced researchers in your field
- rapid publication on acceptance
- support for research data, including large and complex data types
- gold Open Access which fosters wider collaboration and increased citations
- maximum visibility for your research: over 100M website views per year

At BMC, research is always in progress.

Learn more biomedcentral.com/submissions

