

This is a repository copy of *Enantioselective “Clip-Cycle” Synthesis of Di-, Tri- and Spiro-Substituted Tetrahydropyrans*.

White Rose Research Online URL for this paper:

<https://eprints.whiterose.ac.uk/182621/>

Version: Published Version

---

**Article:**

Clarke, Paul Andrew [orcid.org/0000-0003-3952-359X](https://orcid.org/0000-0003-3952-359X), Alomari, Khadra, Chakravarthy, Sai Pavan et al. (2 more authors) (2022) Enantioselective “Clip-Cycle” Synthesis of Di-, Tri- and Spiro- Substituted Tetrahydropyrans. *Organic and Biomolecular Chemistry*. pp. 1181-1185. ISSN 1477-0520

<https://doi.org/10.1039/D2OB00023G>

---

**Reuse**

This article is distributed under the terms of the Creative Commons Attribution (CC BY) licence. This licence allows you to distribute, remix, tweak, and build upon the work, even commercially, as long as you credit the authors for the original work. More information and the full terms of the licence here:

<https://creativecommons.org/licenses/>

**Takedown**

If you consider content in White Rose Research Online to be in breach of UK law, please notify us by emailing [eprints@whiterose.ac.uk](mailto:eprints@whiterose.ac.uk) including the URL of the record and the reason for the withdrawal request.



Cite this: *Org. Biomol. Chem.*, 2022, **20**, 1181

Received 5th January 2022,  
 Accepted 13th January 2022

DOI: 10.1039/d2ob00023g

rsc.li/obc

## Enantioselective “clip-cycle” synthesis of di-, tri- and spiro-substituted tetrahydropyrans†

Khadra Alomari,<sup>a,b</sup> N. Sai Pavan Chakravarthy,<sup>a</sup> Bastien Duchadeau,<sup>a</sup> Kristaps Ermanis \*<sup>‡c</sup> and Paul A. Clarke \*<sup>a</sup>

$\alpha$ -Unsaturated alcohols were “clipped” *via* alkene metathesis to a thioester activating group, which was followed by a chiral phosphoric acid catalyzed intramolecular oxa-Michael cyclization to yield tetrahydropyrans and spiro-tetrahydropyrans with excellent enantioselectivity. The mechanism and origin of the enantioselectivity was probed by DFT calculations and kinetic isotope studies, where there was excellent correlation between the computational and synthetic investigations.

Substituted tetrahydropyrans appear in many biologically active natural products,<sup>1</sup> and they are also the fifth most prevalent heterocycle in pharmaceutical molecules.<sup>2</sup> As such the development of improved stereoselective methods for their synthesis has been a goal of many laboratories,<sup>3</sup> including our own. Innovations in hetero-Diels–Alder,<sup>4</sup> Prins<sup>5</sup> and Maitland–Japp<sup>6</sup> reactions have provided new methods for the enantioselective synthesis of tetrahydropyrans bearing a variety of substitution patterns. The intramolecular oxa-Michael reaction is also popular for the synthesis of substituted tetrahydropyrans,<sup>7,8</sup> and recent studies have increased our understanding of the issues governing the diastereoselectivity of this cyclisation.<sup>9,10</sup> However, the control of enantioselectivity in oxa-Michael reactions is less common.<sup>11,12</sup>

Our disclosure of a stereodivergent oxa-Michael reaction<sup>9</sup> showed that when an  $\alpha,\beta$ -unsaturated thioester was the

Michael acceptor 2,6-*cis*-tetrahydropyrans were formed with high selectivity when a Brønsted acid was used to catalyse the oxa-Michael reaction. Alternatively, when buffered TBAF was used the 2,6-*trans*-diastereomer was predominantly formed. DFT studies indicated that the Brønsted acid acted as a proton shuttle simultaneously making the hydroxyl group more nucleophilic and the thioester more electrophilic (Scheme 1). As the DFT studies had indicated an intimate role for the Brønsted acid, we postulated that a suitable chiral Brønsted acid may be able to promote an enantioselective intramolecular oxa-Michael reaction leading to the formation of enantioenriched tetrahydropyrans (Scheme 1). We envisaged an olefin metathesis reaction immediately prior to the asymmetric oxa-Michael reaction to develop a “clip-cycle” process similar to the one we had successfully employed in the asymmetric synthesis of pyrrolidines.<sup>13</sup>

In this paper we report the successful application of a two-step “clip-cycle” procedure for the enantioselective synthesis of substituted tetrahydropyrans and spirocyclic tetrahydropyrans, as well as to the kinetic resolution of racemic substrates

<sup>a</sup>Department of Chemistry, University of York, Heslington, York, North Yorks, YO10 5DD, UK. E-mail: paul.clarke@york.ac.uk

<sup>b</sup>Department of Chemistry, Faculty of Science, Jazan University, Saudi Arabia

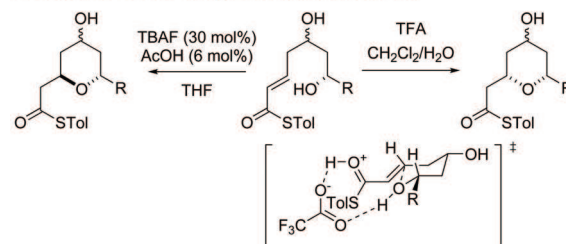
<sup>c</sup>Centre for Molecular Informatics, Department of Chemistry, University of Cambridge, Lensfield Road, Cambridge, CB2 1EW, UK.

E-mail: Kristaps.Ermanis1@nottingham.ac.uk

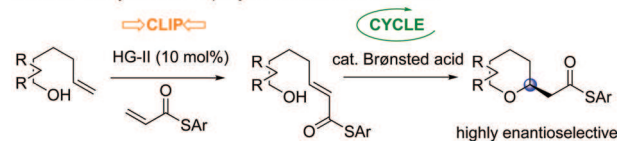
† Electronic supplementary information (ESI) available: Full experimental procedures and analysis data for all new compounds, overview of the computational methods and results (PDF). Full set of DFT output files with optimized structures, frequencies and high-level single-point energies can be found at <http://doi.org/10.1039/d2ob00023g>. Additional reference spectroscopic and reaction data can be found at DOI: 10.15124/8ff9123f-ee1a-4ae2-a60e-7626c989e5a0. See DOI: 10.1039/d2ob00023g

‡ Current address: School of Chemistry, University of Nottingham, University Park, Nottingham, UK, NG7 2RD.

### Previous Work: Stereodivergent oxa-Michael Reactions



### This Work: Asymmetric “Clip-Cycle” oxa-Michael Reactions



**Scheme 1** Stereodivergent and ‘clip-cycle’ oxa-Michael synthesis of tetrahydropyrans.



leading to the enantioselective formation of 2,6-disubstituted tetrahydropyrans. The “clip-cycle” protocol offers the advantage that it is (i) modular, enabling a diverse range of tetrahydropyrans to be assembled from readily available hydroxy alkenes and acrylates, (ii) catalytic in both the “clip” and “cycle” steps, (iii) straightforward to perform, (iv) generates the tetrahydropyrans directly, and (v) provides a versatile handle in the form of the thioester for subsequent functionalization.

Chiral phosphoric acids (CPA) are a privileged chiral Brønsted acid scaffold.<sup>14</sup> To validate the concept of a CPA catalysed oxa-Michael reaction, a simple molecular mechanics computational study with the MMFF<sup>15</sup> force field was conducted. Conformational searches were run on the envisaged proton-shuttle TS-like structures (Fig. 1). Phosphoric acid catalysts with both phenyl and 2,4,6-triisopropylphenyl (<sup>i</sup>Mes) 3,3' substituents were tested in combination with substrates with Ph and Mes thioester substituents. In all cases TS-like structures leading to the *S* product enantiomer were found to be lower by up to more than 5 kcal mol<sup>-1</sup>. The substituent on the thioester was found to be a particularly powerful handle for boosting enantioselectivity. While this was at low level of theory, it indicated that achieving enantioselectivity should be possible.

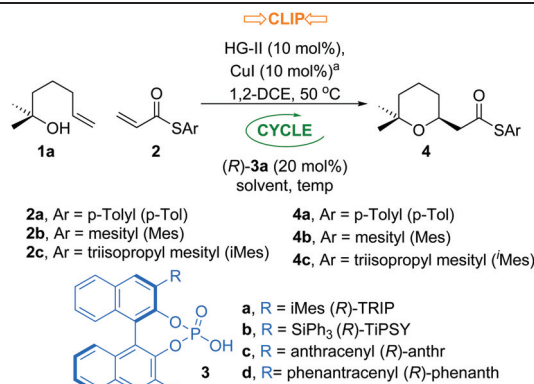
After these encouraging computational results, attention turned to an empirical investigation of the oxa-Michael cyclisation using the 2,2-*gem*-dimethyl substrate with three different thioesters (Table 1).

The results in Table 1 show that cyclohexane is the solvent of choice (entries 2, 3, 4 and 5), while there is little reduction in enantioselectivity at elevated temperatures (entries 5 and 6). Increase in the steric bulk of the thioester group had a beneficial effect on the enantioselectivity of the reaction, with the highest enantioselectivity occurring with the use of the <sup>i</sup>Mes thioester (compare entries 3, 5 and 7). A catalyst screen was also conducted, but no improvement was seen on either the conversion or the enantioselectivity of the reaction with chiral phosphoric acid catalysts **3b–d** (Table 2).

With these results the optimal conditions were determined to be the use of the <sup>i</sup>Mes thioester in cyclohexane at 50 °C with (*R*)-TRIP as the catalyst, and an investigation of substrate scope could begin. The first family of substrates to be investigated were 2,2-disubstituted systems (Fig. 2).

All substrates underwent the clip-cycle reaction smoothly and generated THP products in good yields. The enantioselectivity of the reaction proved to be excellent with all sub-

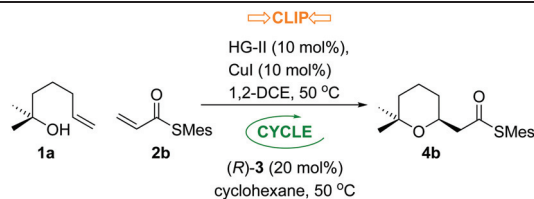
Table 1 Optimisation of the ‘clip-cycle’ synthesis of tetrahydropyran<sup>a</sup> **4**



Entry	Ar	Solvent	Temp. (°C)	Conv. <sup>b</sup> (%)	% ee <sup>c</sup>
1	<i>p</i> -Tol	PhMe	rt	6	—
2	<i>p</i> -Tol	PhMe	50	30	13
3	<i>p</i> -Tol	Cyclohexane	50	77	18
4	Mes	PhMe	50	69	60
5	Mes	Cyclohexane	50	96	69
6	Mes	Cyclohexane	75	100	66
7	<sup>i</sup> Mes	Cyclohexane	50	85	98

<sup>a</sup> CuI (10 mol%) was essential for good conversion (ref. 16).  
<sup>b</sup> Determined by <sup>1</sup>H NMR for the cyclisation step. <sup>c</sup> Determined by chiral stationary phase HPLC.

Table 2 Chiral phosphoric acid catalyst screen



Entry	Catalyst	Conv. <sup>a</sup> (%)	% ee <sup>b</sup>
1	<b>3b</b>	23	40
2	<b>3c</b>	96	21
3	<b>3d</b>	3	2

<sup>a</sup> Determined by <sup>1</sup>H NMR for the cyclisation step. <sup>b</sup> Determined by chiral stationary phase HPLC.

strates giving THP products in >90% ee. The exceptions to this was the spiro-cyclohexyl substrate which gave the product **5c** in a moderate 60% ee and the unsubstituted substrate which gave **5g**. We are unsure why the spiro-cyclohexyl substrate has a lower ee than the spiro-cyclopentyl or spiro-THP systems, and we suspect that the lack of substitution in the precursor to **5g** is responsible for its reduced enantioselectivity.

Full oxa-Michael mechanistic pathway was then modelled, with the main goal of identifying the enantioselectivity determining step (Scheme 2). Thorough conformational searches were done for all starting materials, intermediates, and products. Carefully selected conformations for each were then

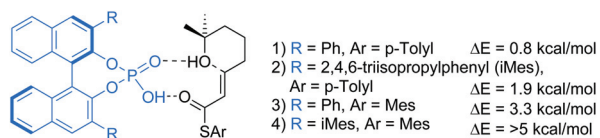
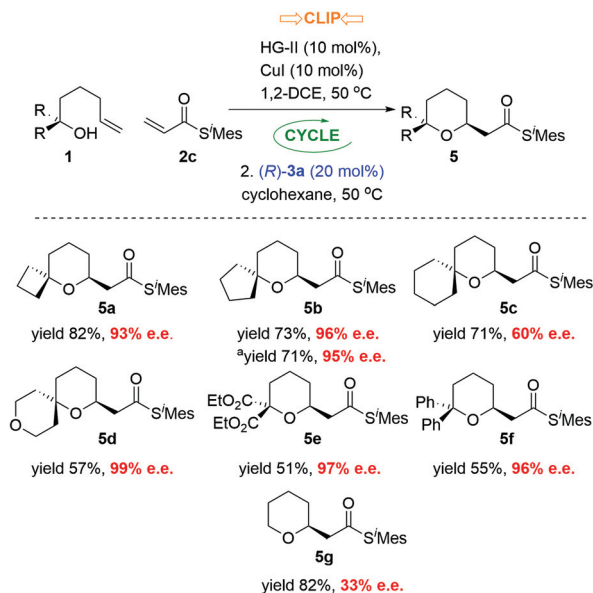
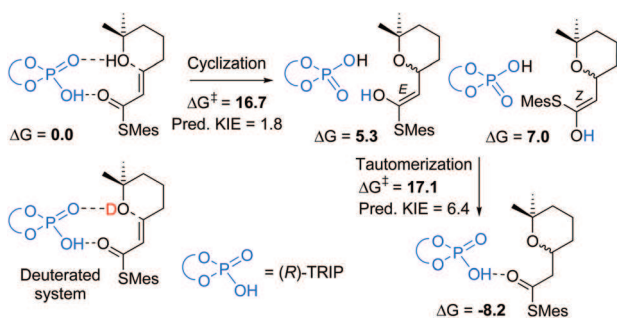


Fig. 1 Preliminary computational study of a CPA catalysed enantioselective oxa-Michael reaction. MMFF energy differences between lowest *S* and *R* producing TS-like structures shown in kcal mol<sup>-1</sup>. *S* product favoured in all cases.





**Fig. 2** Asymmetric 'clip-cycle' synthesis of 2,2,6-trisubstituted THPs. Yields are reported over two steps. Enantiomeric excesses were determined by chiral stationary phase HPLC. In the case of **5e** the reaction was run for 48 hours. (a) One pot reaction in cyclohexane (see ESI†).



**Scheme 2** Computational exploration of the CPA-catalysed oxa-Michael reaction mechanism. Free energies shown in kcal mol<sup>-1</sup> relative to the starting complex, calculated at M06-2X/def2-TZVP/SMD(cyclohexane)//B3LYP/6-31G\*\*/SMD(cyclohexane).

optimized with B3LYP<sup>17</sup>/6-31G\*\*<sup>18</sup>/SMD(cyclohexane),<sup>19</sup> and single-point energies calculated with M06-2X<sup>20</sup>/def2-TZVP<sup>21</sup>/SMD(cyclohexane).

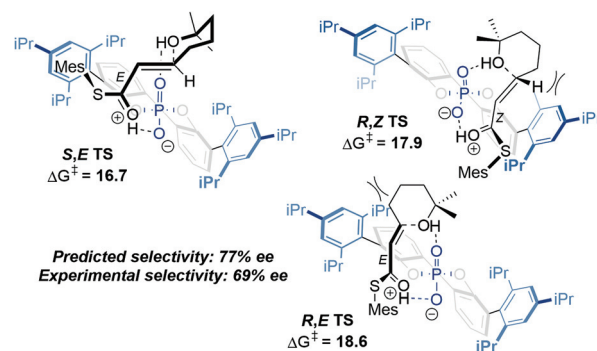
In the resulting pathway the lowest barriers for cyclization and tautomerization were very close, with activation free energies 16.7 and 17.1 kcal mol<sup>-1</sup>, respectively. The difference is less than the expected error of DFT methods, therefore either of the steps could in principle determine enantioselectivity. Cyclization could set the stereochemistry and be followed by a faster tautomerization. Alternatively, the reaction could exhibit Curtin-Hammett control, with a reversible cyclization followed by an enantioselective, rate-determining tautomerization. Therefore another way of determining the rate- and selectivity-determining step was necessary. To this end, H/D KIEs were calculated for both steps and found to be 1.8 and 6.4 for the

cyclization and tautomerization, respectively. Experimentally, the KIE was determined to be 1.2 (see ESI†), clearly indicating that the cyclization is the RDS. Thus, further computational study was focused on this step to predict and understand the mechanism of enantioinduction (Fig. 3).

The alcohol can attack either *Si* or *Re* face of the conjugate double bond, and form either *E* or *Z* enol in the process. This gives 4 possible mechanistic pathways, and several cyclization TSs for each were identified. The *S,E* TS has the lowest activation free energy of 16.7 kcal mol<sup>-1</sup>. The lowest TSs leading to the *R* product are the *R,Z* and *R,E*, and have activation free energies of 17.9 kcal mol<sup>-1</sup> and 18.6 kcal mol<sup>-1</sup>, which are 1.2 kcal and 1.9 kcal mol<sup>-1</sup> higher, respectively. These higher energies are caused by unfavourable steric interactions with the 3,3'-substituents on the catalyst. For the *R,Z* TS another factor is the increased energetic cost to form a *Z*-enol, as the large thioester and alkyl substituents are on the same side in the forming enol and experience significant steric interaction. Based on these energy differences between the enantiomeric pathways, the major enantiomer is predicted to be *S* at expected 77% ee.

The absolute stereochemistry of the cyclisation was determined experimentally as *S* by the conversion of THP **4b** in 66% ee, to the methyl ester by the action of AgOTf and MeOH and compared to the known literature compound.<sup>22</sup> This confirms the prediction of the DFT calculations and, remarkably, even the initial low-level MMFF calculations. Indirectly, it also adds support to cyclisation as the rate and stereochemical determining step, as the tautomerization was calculated to give the opposite enantioselectivity.

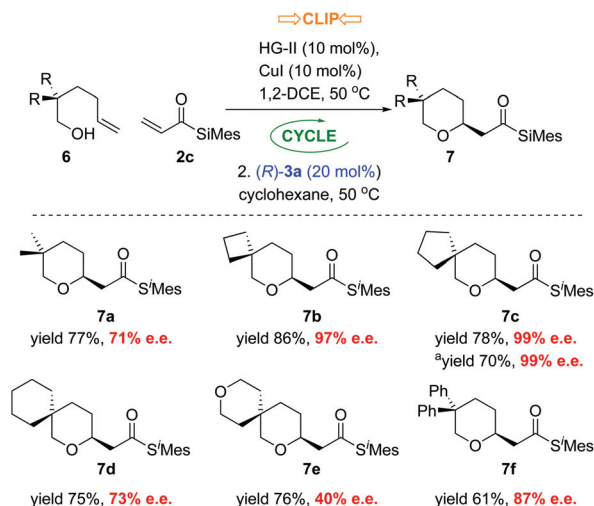
As can be seen from Fig. 4, the reaction tolerates 3,3-disubstitution well generating enantiomerically enriched products in good to excellent enantioselectivities. It also proved possible to run the "clip-cycle" process in a single pot without loss of yield or enantioselectivity. Alkenes **1b** and **6c** were "clipped" with **2c** in cyclohexane at 50 °C, and when there was no alkene remaining by TLC, (*R*)-3a (20 mol%) was added and the reaction stirred at the same temperature for a further 24 h to give **5b** in 71% yield and 95% ee, and **7c** in 70% yield and 99% ee.



**Fig. 3** Lowest energy cyclization TSs. Free energies shown in kcal mol<sup>-1</sup> relative to the starting complex, calculated at M06-2X/def2-TZVP/SMD(cyclohexane)//B3LYP/6-31G\*\*/SMD(cyclohexane).





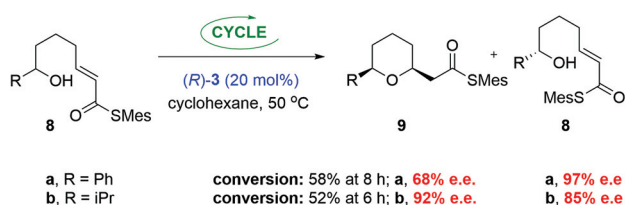


**Fig. 4** Asymmetric 'clip-cycle' synthesis of 3,3,6-trisubstituted THPs. Yields are reported over two steps. Enantiomeric excesses were determined by chiral stationary phase HPLC. (a) One pot reaction in cyclohexane (see ESI†).

With a reasonable substrate scope explored, attention turned to the kinetic resolution of racemic substrates<sup>23</sup> with the aim of forming enantioenriched 2,6-disubstituted THPs **9** (Fig. 5).

Cyclisation precursors **8a, b** were subjected to the "cycle"-phase of the "clip-cycle" procedure and monitored by chiral stationary phase HPLC. The phenyl-containing substrate **8a** underwent cyclisation to give THP **9a** in 68% ee at 58% conversion after 8 h. Recovered metathesis product **8a** was determined to have an ee of 97%. Iso-propyl-containing substrate **8b** cyclized to give **9b** in 92% ee after 6 h and 52% conversion. Recovered metathesis product **8b** was left uncyclized in 85% ee.<sup>24</sup> These initial studies in "clip-cycle" kinetic resolution are highly encouraging giving access to resolved precursors and THPs in good to excellent enantioselectivities at desirable levels of conversion.

In conclusion we have developed a highly enantioselective method for the synthesis of 2,2,6-, 3,3,6-trisubstituted and 2,2- and 3,3-spirocyclic THPs, as well as for the kinetic resolution of oxa-Michael precursors, which provides 2,6-disubstituted THPs with good to excellent enantioselectivities. Computational studies predicted that the reaction could be highly enantioselective and that either cyclisation or tautomer-



**Fig. 5** 'Clip-cycle' kinetic resolution. Formation of 2,6-disubstituted tetrahydropyrans. Conversions and enantiomeric excesses were determined by chiral stationary phase HPLC.

isation could be the enantio-determining step. DFT predicted that these different steps would lead to different enantiomers, the (*S*)-enantiomer for cyclisation and the (*R*)-enantiomer for tautomerisation. Synthetic and kinetic isotope studies showed that the (*S*)-enantiomer was the major product, and that cyclisation was most likely the enantio-determining step.

## Conflicts of interest

There are no conflicts to declare.

## Acknowledgements

We thank Jazan University (KA), ERASMUS+ (BD), the Leverhulme Trust and Isaac Newton Trust (KE) for financial support. The computational work has been performed using resources provided by the Cambridge Tier-2 system operated by the University of Cambridge Research Computing Service (<http://www.hpc.cam.ac.uk>) funded by EPSRC Tier-2 capital grant EP/P020259/1.

## Notes and references

- N. M. Nasir, E. Ermanis and P. A. Clarke, *Org. Biomol. Chem.*, 2014, **12**, 3323–3335.
- R. D. Taylor, M. MacCross and A. D. G. Lawson, *J. Med. Chem.*, 2014, **57**, 5845–5859.
- M. A. Perry, S. D. Rychnovsky and N. Sizemore, *Synthesis of saturated tetrahydropyrans. Synthesis of saturated oxygen heterocycles 1, Topics in Heterocyclic Chemistry 35*, ed. J. Cossy, 2014, pp. 43–95.
- (a) V. Laina-Martín, J. A. Fernández-Salas and J. Alemán, *Chem. – Eur. J.*, 2021, **27**, 12509–12520; (b) G. Blond, M. Gulea and V. Mamane, *Curr. Org. Chem.*, 2016, **20**, 2161–2210.
- A. Budakoti, P. K. Mondaal, P. Verma and J. Khamrai, *Beilstein J. Org. Chem.*, 2021, **17**, 932–963.
- (a) P. A. Clarke and K. Ermanis, *Curr. Org. Chem.*, 2013, **17**, 2025–2037; (b) P. A. Clarke, S. Santos, N. Mistry, L. Burroughs and A. C. Humphries, *Org. Lett.*, 2011, **13**, 624–627; (c) M. Iqbal, N. Mistry and P. A. Clarke, *Tetrahedron*, 2011, **67**, 4960–4966; (d) P. A. Clarke, N. M. Nasir, P. B. Sellars, A. M. Peter, C. A. Lawson and J. L. Burroughs, *Org. Biomol. Chem.*, 2016, **14**, 6840–6852.
- C. F. Nising and S. Bräse, *Chem. Soc. Rev.*, 2012, **41**, 988–999.
- (a) H. Fuwa, K. Noto and M. Sasaki, *Org. Lett.*, 2010, **12**, 1636–1639; (b) H. Fuwa, K. Noto and M. Sasaki, *Org. Lett.*, 2011, **13**, 1820–1823; (c) H. Fuwa, N. Ichinokawa, K. Noto and M. Sasaki, *J. Org. Chem.*, 2012, **77**, 2588–2607; (d) R. W. Bates and T. G. Lek, *Synthesis*, 2014, **46**, 1731–1738; (e) I. Paterson and G. W. Haslett, *Org. Lett.*, 2013, **15**, 1338–1341.



- 9 K. Ermanis, Y.-T. Hsiao, U. Kaya, A. Jeuken and P. A. Clarke, *Chem. Sci.*, 2017, **8**, 482–490.
- 10 D. Csókás, A. X. Y. Ho, R. Ramabhadran and R. W. Bates, *Org. Biomol. Chem.*, 2019, **17**, 6293–6304.
- 11 (a) W.-B. Xie and Z. Li, *Synthesis*, 2020, **52**, 2127–2146; (b) Y. Wang and D.-M. Du, *Org. Chem. Front.*, 2020, **7**, 3266–3283.
- 12 (a) S. Lin, G.-L. Zhao, L. Deiana, J. Sun, Q. Zhang, H. Leijonmarck and A. Córdova, *Chem. – Eur. J.*, 2010, **16**, 13930–13934; (b) R. Miyaji, K. Asano and S. Matsubara, *Org. Biomol. Chem.*, 2014, **12**, 119–122; (c) H. Eastman, J. Ryan, B. Maciá, V. Caprio and E. O'Reilly, *ChemCatChem*, 2019, **11**, 3760–3762; (d) X.-J. Lv, Y.-C. Ming, H.-C. Wu and Y.-K. Liu, *Org. Chem. Front.*, 2021, **8**, 6309–6316.
- 13 C. J. Maddocks, K. Ermanis and P. A. Clarke, *Org. Lett.*, 2020, **22**, 8116–8121.
- 14 D. Parmar, E. Sugiono, S. Raja and M. Rueping, *Chem. Rev.*, 2014, **114**, 9047–9153.
- 15 T. A. Halgren, *Comput. Chem.*, 1996, **17**, 490–519.
- 16 K. Voigtritter, S. Ghorai and B. H. Lipshultz, *J. Org. Chem.*, 2011, **76**, 4697–4702.
- 17 (a) A. D. Becke, *Phys. Rev. A*, 1988, **38**, 3098–3100; (b) C. Lee, W. Yang and R. G. Parr, *Phys. Rev. B: Condens. Matter Mater. Phys.*, 1988, **37**, 785–789; (c) A. D. Becke, *J. Chem. Phys.*, 1993, **98**, 5648–5652.
- 18 (a) W. J. Hehre, R. Ditchfield and J. A. Pople, *J. Chem. Phys.*, 1972, **56**, 2257–2261; (b) P. C. Hariharan and J. A. Pople, *Theor. Chem. Acc.*, 1973, **28**, 213–222.
- 19 A. V. Marenich, C. J. Cramer and D. G. Truhlar, *J. Phys. Chem. B*, 2009, **113**, 6378–6396.
- 20 Y. Zhao and D. Truhlar, *Theor. Chem. Acc.*, 2008, **120**, 215–241.
- 21 (a) F. Weigend and R. Ahlrichs, *Phys. Chem. Chem. Phys.*, 2005, **7**, 3297–3305; (b) F. Weigend, *Phys. Chem. Chem. Phys.*, 2006, **8**, 1057–1065.
- 22 E. Marotta, E. Foresti, T. Marcelli, F. Peri, P. Righi, N. Scardovi and G. Rosini, *Org. Lett.*, 2002, **4**, 4451–4453.
- 23 N. Yoneda, A. Matsumoto, K. Asano and S. Matsubara, *Chem. Lett.*, 2016, **45**, 1300–1303.
- 24 2,6-*cis*-THP formation was determined by analysis of the  $^1\text{H}$  NMR (see ESI $^\dagger$ ). The absolute stereochemistry is assigned as the thioester substituent in the THP having the (*S*)-configuration assuming the same sense of enantioselectivity occurs in the KR as it does in the asymmetric reaction. This implies the absolute stereochemistry of the uncyclized alcohol is (*S*).

