



UNIVERSITY OF LEEDS

This is a repository copy of *Still Far from Normal: Crime in the Pandemic through July in England and Wales*.

White Rose Research Online URL for this paper:
<http://eprints.whiterose.ac.uk/165074/>

Version: Published Version

Monograph:

Dixon, A and Farrell, G orcid.org/0000-0002-3987-8457 (2020) Still Far from Normal: Crime in the Pandemic through July in England and Wales. Report. STATISTICAL BULLETIN ON CRIME AND COVID-19 . University of Leeds ISSN 2634-4424

<https://doi.org/10.5518/100/32>

Reuse

This article is distributed under the terms of the Creative Commons Attribution (CC BY) licence. This licence allows you to distribute, remix, tweak, and build upon the work, even commercially, as long as you credit the authors for the original work. More information and the full terms of the licence here:
<https://creativecommons.org/licenses/>

Takedown

If you consider content in White Rose Research Online to be in breach of UK law, please notify us by emailing eprints@whiterose.ac.uk including the URL of the record and the reason for the withdrawal request.



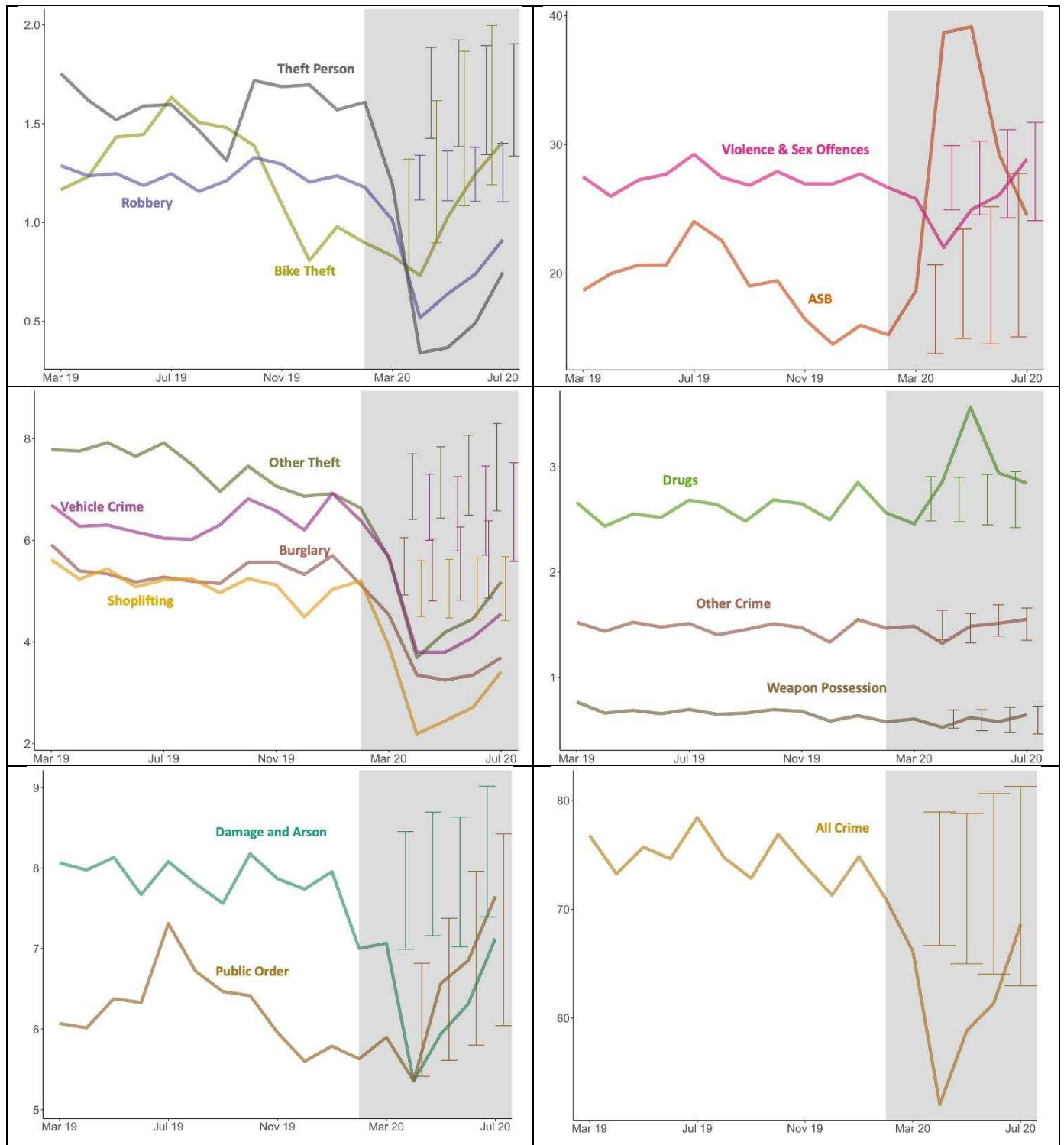
eprints@whiterose.ac.uk
<https://eprints.whiterose.ac.uk/>

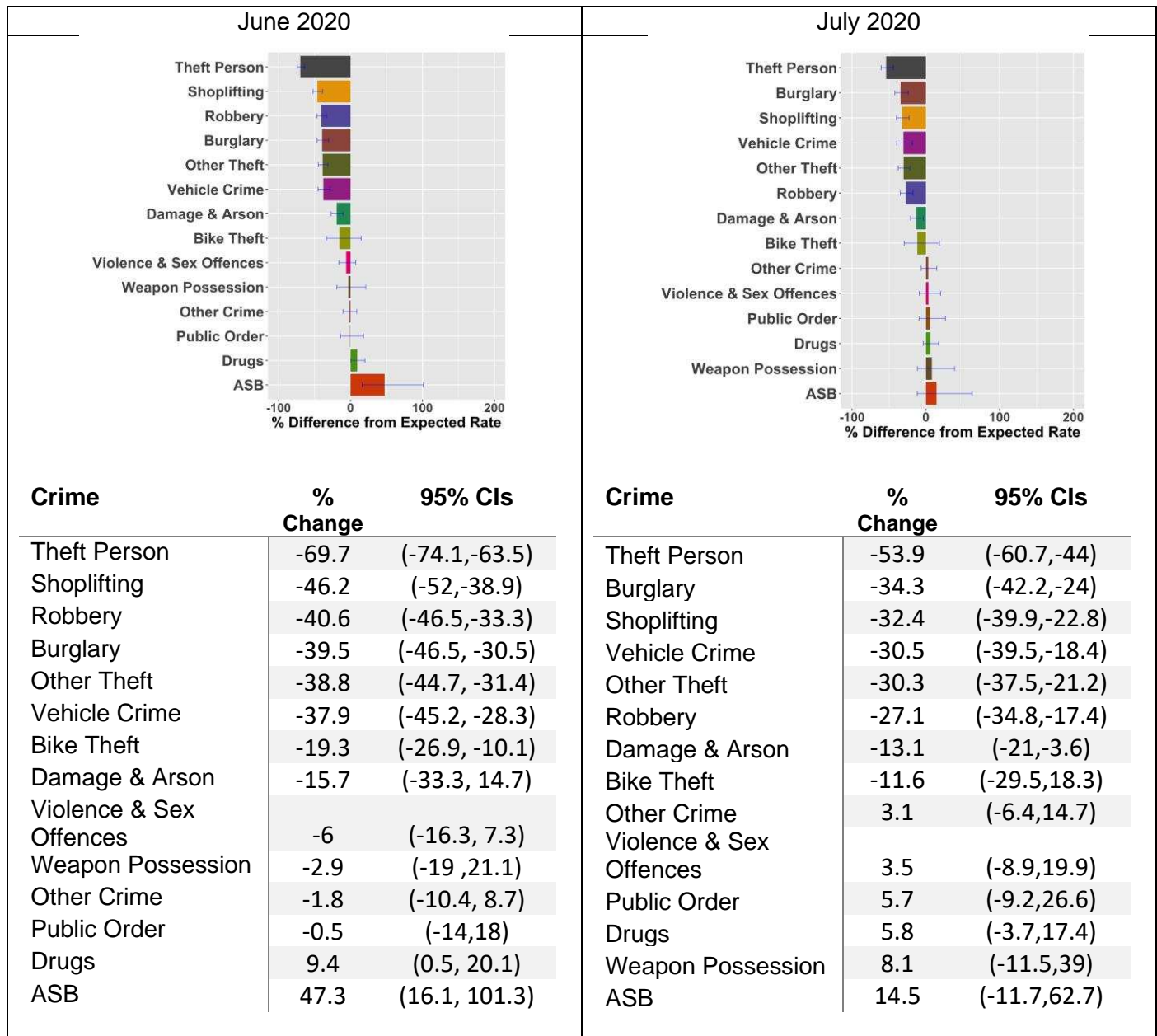
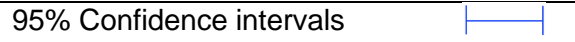


Still Far from Normal: Crime in the Pandemic through July in England and Wales

Anthony Dixon and Graham Farrell, University of Leeds

Recorded crimes per 10,000 people in England and Wales (except GMP). Groups of similar rates. Drop bars = expected rates (95% confidence intervals). Shaded for March 2020 onwards.





Still Far from Normal

Most crimes that had declined during national lockdown continued to increase in July, remaining well below their expected rate (and outside the 95% confidence intervals of 5-year ARIMA models). Theft was half, and most acquisitive crimes two-thirds or less, of its expected rate. The exceptions were violence (including sexual offences) and public order which were back to 'normal' levels even though the night-time economy was still emerging. Drug offences and anti-social behaviour, which increased during national lockdown, continued to decline but remained unusually high. The month-on-month rates of change in July were often large but less than in previous months of the pandemic.

Source: Data.police.uk. Expected rates calculated with Hyndman et al.'s (2020) AutoARIMA R package. Reference as: Dixon, A. and G. Farrell. (2020). Still far from Normal: Crime in the Pandemic through July in England and Wales. Statistical Bulletin on Crime and COVID-19, Issue 8. Leeds: University of Leeds. © The Authors (2020). DOI: <http://doi.org/10.5518/100/32> . ISSN: 2634-4424. This work is licensed under a Creative Commons (CC-BY 4.0). Research funded by UKRI Economic and Social Research Council grant ES/V00445X/1. See www.covid19-crime.com .