



**UNIVERSITY OF LEEDS**

This is a repository copy of *Anti-Social Behaviour Trends in the Pandemic*.

White Rose Research Online URL for this paper:  
<http://eprints.whiterose.ac.uk/164014/>

Version: Published Version

---

**Monograph:**

Dixon, A, Sheard, E and Farrell, G [orcid.org/0000-0002-3987-8457](https://orcid.org/0000-0002-3987-8457) (2020) *Anti-Social Behaviour Trends in the Pandemic*. Report. STATISTICAL BULLETIN ON CRIME AND COVID-19 . University of Leeds ISSN 2634-4424

<https://doi.org/10.5518/100/29>

---

**Reuse**

This article is distributed under the terms of the Creative Commons Attribution (CC BY) licence. This licence allows you to distribute, remix, tweak, and build upon the work, even commercially, as long as you credit the authors for the original work. More information and the full terms of the licence here:

<https://creativecommons.org/licenses/>

**Takedown**

If you consider content in White Rose Research Online to be in breach of UK law, please notify us by emailing [eprints@whiterose.ac.uk](mailto:eprints@whiterose.ac.uk) including the URL of the record and the reason for the withdrawal request.

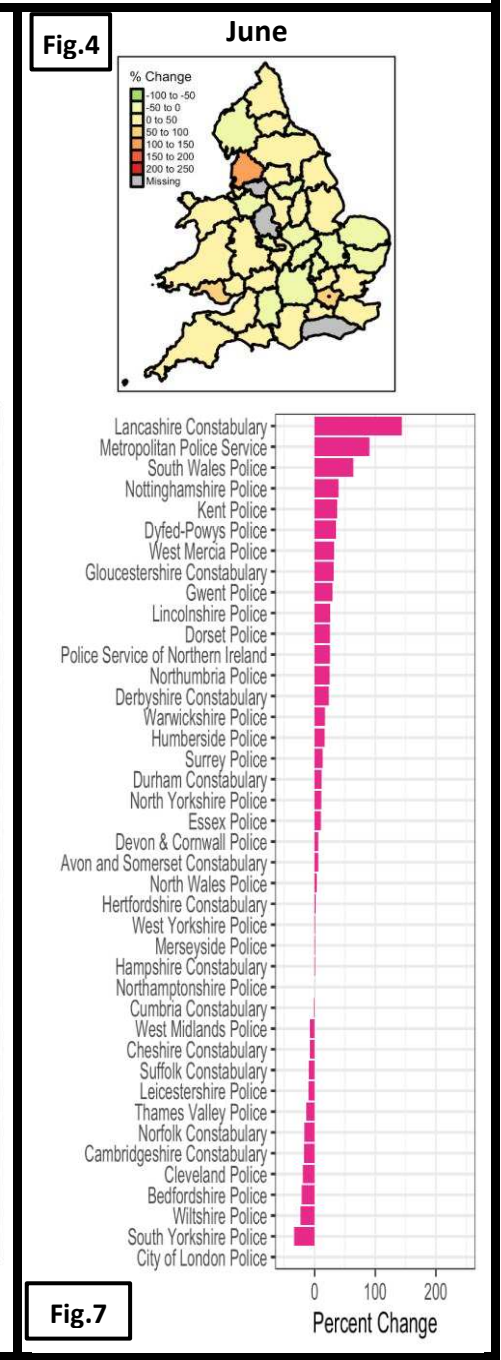
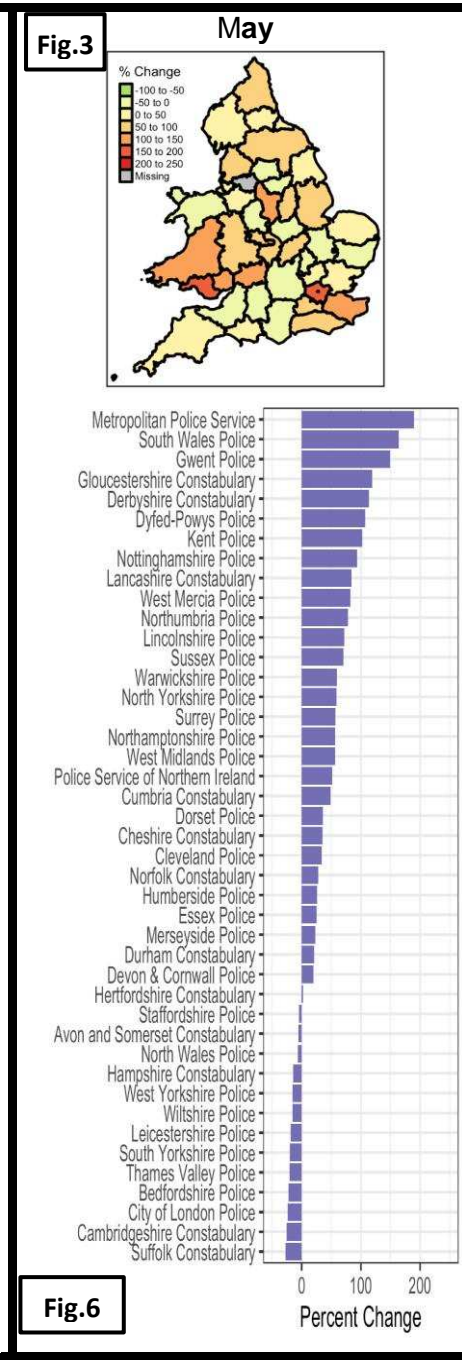
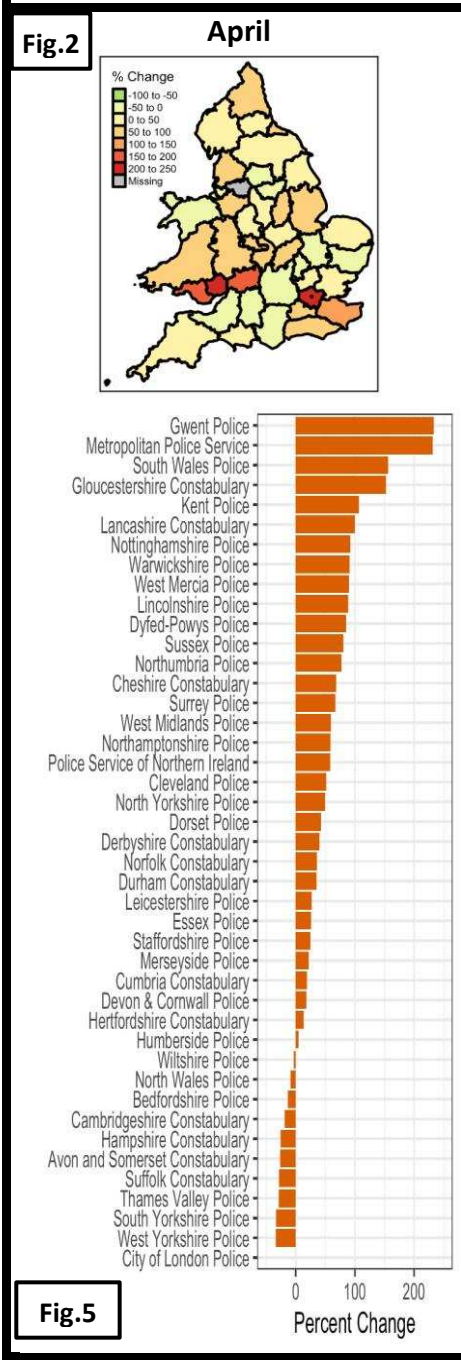
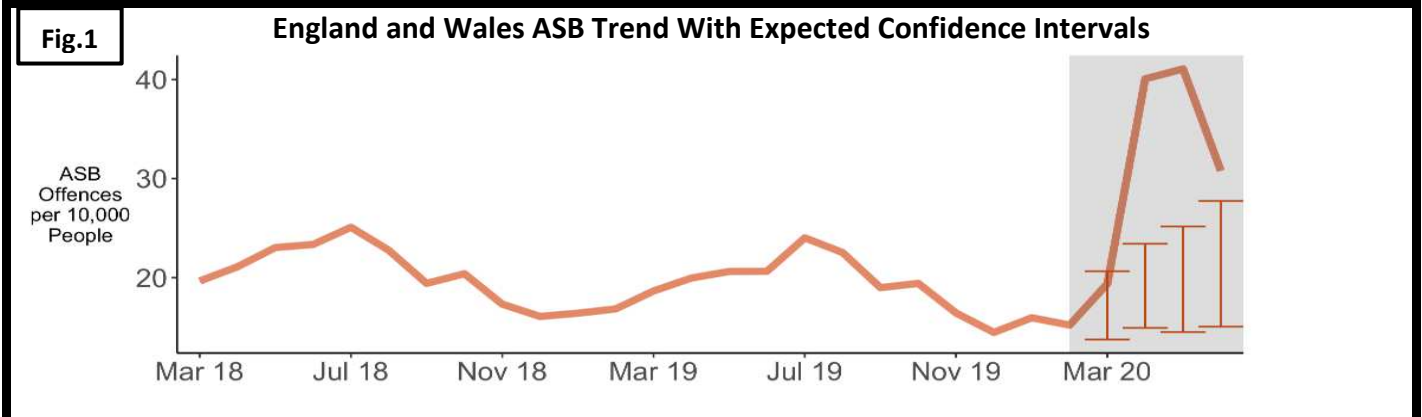


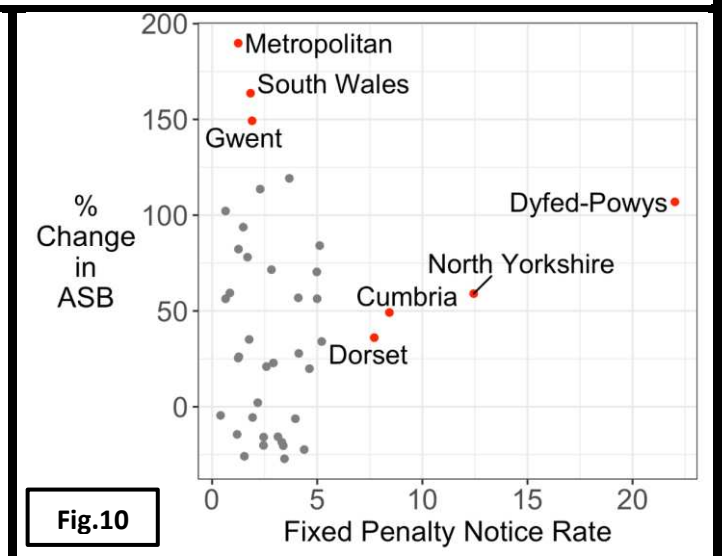
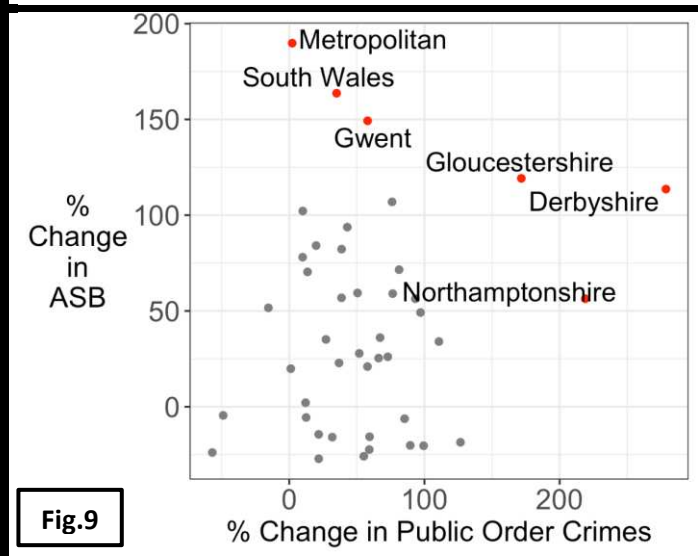
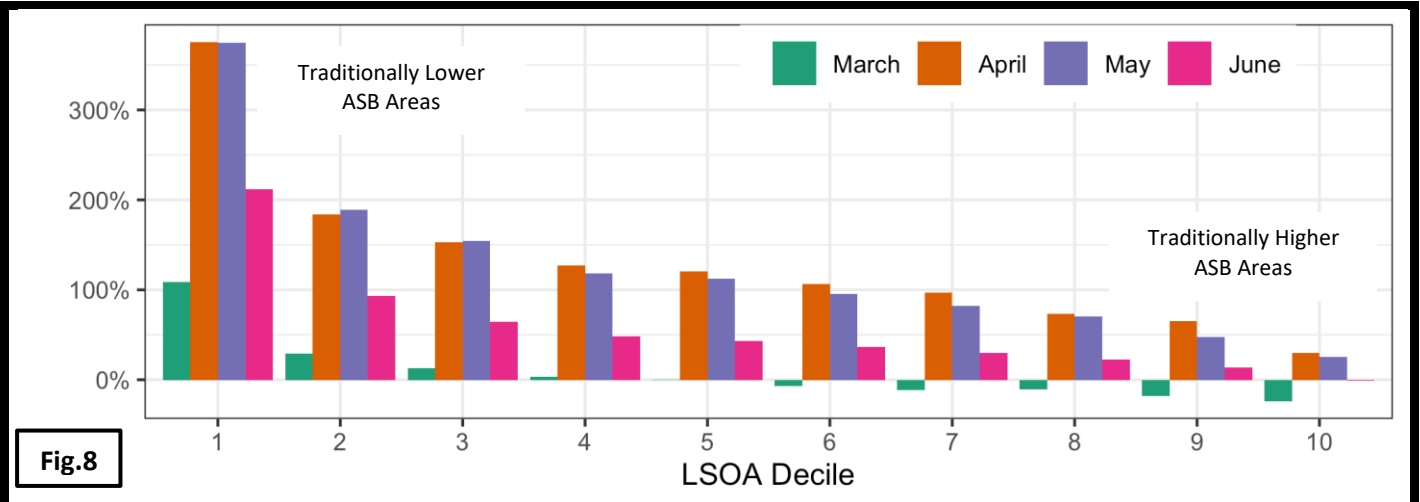
[eprints@whiterose.ac.uk](mailto:eprints@whiterose.ac.uk)  
<https://eprints.whiterose.ac.uk/>



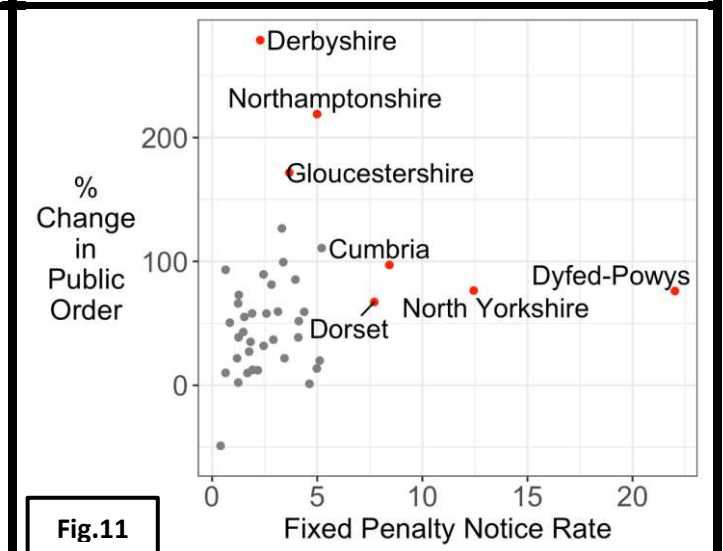
### Anti-Social Behaviour Trends in the Pandemic

Anthon Dixon, Emily Sheard and Graham Farrell, University of Leeds.





**Fig 1** shows the national trend with 95% confidence intervals. **Figs 2-7** shows that, compared to past years, the largest relative increases were in and around south Wales and London in April and May, but in Lancashire in June. **Fig 8** shows areas (LSOAs), which normally had little anti-social behaviour recorded the largest percentage increases in April and May (covering lockdown), and normally anti-social areas had the smallest increases. **Figs 9-11** show that, perhaps counterintuitively, ASB increases were for the most part not strongly related to those in public order or Fixed Penalty Notices – with a few outlying exceptions.



Reference as: Dixon, A., E. Sheard and G. Farrell. (2020). Anti-social behaviour trends in the Pandemic, Statistical Bulletin on Crime and COVID-19, Issue 5 Leeds: University of Leeds.  
 © The Authors (2020). DOI: <http://doi.org/10.5518/100/29> . ISSN: 2634-4424. This work is licensed under a Creative Commons (CC-BY 4.0).  
 This research was funded by the Economic and Social Research Council under the UKRI open call on covid-19 under grant ES/V00445X/1.