

This is a repository copy of *Quantum Illumination with a generic Gaussian source*.

White Rose Research Online URL for this paper:
<https://eprints.whiterose.ac.uk/162699/>

Version: Published Version

Article:

Karsa, Athena, Spedalieri, Gaetana, Zhuang, Quntao et al. (1 more author) (2020)
Quantum Illumination with a generic Gaussian source. *Physical Review Research*.
023414. ISSN 2643-1564

<https://doi.org/10.1103/PhysRevResearch.2.023414>

Reuse

This article is distributed under the terms of the Creative Commons Attribution (CC BY) licence. This licence allows you to distribute, remix, tweak, and build upon the work, even commercially, as long as you credit the authors for the original work. More information and the full terms of the licence here:
<https://creativecommons.org/licenses/>

Takedown

If you consider content in White Rose Research Online to be in breach of UK law, please notify us by emailing eprints@whiterose.ac.uk including the URL of the record and the reason for the withdrawal request.

Quantum illumination with a generic Gaussian source

Athena Karsa¹,[✉] Gaetana Spedalieri,^{2,1} Quntao Zhuang,^{3,4} and Stefano Pirandola^{1,2}

¹Department of Computer Science, University of York, York YO10 5GH, United Kingdom

²Research Laboratory of Electronics, Massachusetts Institute of Technology, Cambridge, Massachusetts 02139, USA

³Department of Electrical and Computer Engineering, University of Arizona, Tucson, Arizona 85721, USA

⁴James C. Wyant College of Optical Sciences, University of Arizona, Tucson, Arizona 85721, USA



(Received 25 February 2020; accepted 28 April 2020; published 30 June 2020)

With the aim to loosen the entanglement requirements of quantum illumination, we study the performance of a family of Gaussian states at the transmitter, combined with an optimal and joint quantum measurement at the receiver. We find that maximal entanglement is not strictly necessary to achieve quantum advantage over the classical benchmark of a coherent-state transmitter, in both settings of symmetric and asymmetric hypothesis testing. While performing this quantum-classical comparison, we also investigate a suitable regime of parameters for potential short-range radar (or scanner) applications.

DOI: [10.1103/PhysRevResearch.2.023414](https://doi.org/10.1103/PhysRevResearch.2.023414)

I. INTRODUCTION

Hypothesis testing (HT) [1] and quantum hypothesis testing (QHT) [2] play crucial roles in information [3] and quantum information theory [4]. HT has fundamental links to both communication and estimation theory, ultimately underlying the task of radar detection [5] which has been extended to the quantum realm by the protocol of quantum illumination (QI) [6,7] and, more precisely, by the model of microwave quantum illumination [8] (see Ref. [9] for a recent review on these topics). The simplest scenario of both HT and QHT is that of a binary decision, so that they are reduced to the statistical discrimination between just two hypotheses (null, H_0 , and alternative, H_1).

At its most basic level a quantum radar is a task of binary QHT. The two alternate hypotheses are encoded in two quantum channels in through which a signal mode is sent. Depending on the presence or not of a target, the initial state of signal mode undergoes different transformations which result in two different quantum states at the output. Final detection is then reduced to distinguishing between these two possible quantum states. The ability to do this accurately, with a low probability of error, directly relates to an ability to determine the correct result. This fundamental mechanism can then be easily augmented with geometrical ranging arguments which account for the quantification of the round-trip time from the target, i.e., its distance.

While QI radars may potentially achieve the best performances [10], they require the generation of a large number of entangled states which may be a demanding task, especially if we consider the microwave regime. At the same time, the definition itself of quantum radar may be generalized beyond

QI to any model that exploits a quantum part or device to beat the performance of a corresponding classical radar in the same conditions of energy, range, etc. Driven by these ideas, we progressively relax the entanglement requirements of QI, and we study the corresponding detection performances to the point where the source becomes just-separable, i.e., a maximally correlated separable state. It is worth noting that, although Gaussian entanglement is the main resource of QI, previous literature has also considered the use of separable non-Gaussian sources with nonpositive P representations, finding an advantage over a restricted classical benchmark [11]. More generally, quantum correlations beyond entanglement have also been considered for a number of other quantum information and computation tasks [12–15]. However, our current study is specifically focused on Gaussian states because they are, so far, the only sources showing a quantum advantage over the best classical benchmark. The analysis is done in the setting of symmetric and asymmetric QHT. In particular we show how a quantum advantage can still be achieved with less entangled sources, especially in a scenario of very short-range target detection.

II. GENERAL QUANTUM-CORRELATED SOURCE

Following Gaussian QI, we consider a source modelled as a two-mode Gaussian state [16], comprising a signal (s) mode, sent out to some target region, and an idler (i) mode, retained at the source for later joint measurement. Each of these modes has N_s mean number of photons. However, instead of using a two-mode squeezed vacuum (TMSV) state [16] as in QI, we can employ a generic zero-mean Gaussian state whose covariance matrix (CM) takes the following block form:

$$\mathbf{V}_{si}^{\text{gen}} = \begin{pmatrix} S & C \\ C & S \end{pmatrix} \oplus \begin{pmatrix} S & -C \\ -C & S \end{pmatrix}, \quad (1)$$

$$S := N_s + 1/2, \quad (2)$$

$$0 \leq C \leq \sqrt{S^2 - 1/4} = \sqrt{N_s(N_s + 1)}, \quad (3)$$

Published by the American Physical Society under the terms of the [Creative Commons Attribution 4.0 International](https://creativecommons.org/licenses/by/4.0/) license. Further distribution of this work must maintain attribution to the author(s) and the published article's title, journal citation, and DOI.

where the direct sum operator \oplus acts on two matrices A and B such that $A \oplus B = \begin{pmatrix} A & 0 \\ 0 & B \end{pmatrix}$. The terms in the leading diagonal, $S := N_s + 1/2$, quantify the amount of thermal noise within each of the local modes, S and I , while the covariance, C , quantifying the correlations between these two modes, may take any value within the range given by Eq. (3). Mathematically, these are the second-order statistical moments of the quantum state (see Ref. [16] for more details).

At maximal quantum correlations we have $C = C_q := \sqrt{N_s(N_s + 1)}$, corresponding to the TMSV state, while the case $C = C_d := N_s$ renders the state just-separable [17]. At this border point, the state is not entangled, but it still has quantum correlations [18]. In fact, its quantum discord is maximal among the states within the range $C \leq C_d$ and is equal to its Gaussian discord [19] (therefore computable using Refs. [20,21]). This kind of source has already played a non-trivial role in other problems of quantum information theory, e.g., as candidate separable state in relative entropy bounds for the two-way quantum capacities of bosonic Gaussian channels [22]. In our work, we will then relax the QI model by studying the performance of the source in Eqs. (1)–(3), up to the border case of $C = C_d$.

Let us now look at the output state at the receiver. Two hypotheses exist for the experiment’s outcome:

H_0 : Target is absent, so that the return signal is a noisy background modeled as a thermal state with mean number of photons per mode $N_b \gg 1$.

H_1 : Target is present with reflectivity $\kappa \ll 1$, so that a proportion of signal modes is reflected back to the transmitter. In this high-loss regime, the return signal is combined with a very strong background with mean photons per mode $N_b/(1 - \kappa)$.

The joint state of our returning (r) mode and the retained idler is given by, under H_0 and H_1 , respectively:

$$\mathbf{V}_{ri}^{(0)} = \begin{pmatrix} B & 0 \\ 0 & S \end{pmatrix} \oplus \begin{pmatrix} B & 0 \\ 0 & S \end{pmatrix}, \quad (4)$$

$$\mathbf{V}_{ri}^{(1)} = \begin{pmatrix} A & \sqrt{\kappa}C \\ \sqrt{\kappa}C & S \end{pmatrix} \oplus \begin{pmatrix} A & -\sqrt{\kappa}C \\ -\sqrt{\kappa}C & S \end{pmatrix}, \quad (5)$$

where $B := N_b + 1/2$ and $A := \kappa N_s + B$. For an arbitrary Gaussian state with leading diagonal entries a and b , separability corresponds to the off-diagonal term $c \leq c_d := \sqrt{(a - 1/2)(b - 1/2)}$ [22]. For each of these output quantum states, conditional on H_0 and H_1 , we have that $0 \leq \sqrt{N_b N_s}$ and $\sqrt{\kappa}C \leq \sqrt{(\kappa N_s + N_b)N_s}$, for small κ , respectively, thus the separability criterion is always satisfied and neither of these states are entangled.

In the absence of the idler, the best strategy is to use coherent states. This is a semi-classical design which is used as a classical benchmark in quantum information to evaluate the effective performance of quantum-correlated sources [7,9]. Let us work within the formalism of

creation, \hat{a}^\dagger , and annihilation, \hat{a} , operators for bosonic modes defined by

$$\hat{a}^\dagger |n\rangle = \sqrt{n+1} |n+1\rangle, \quad (6)$$

$$\hat{a} |n\rangle = \sqrt{n} |n-1\rangle, \quad (7)$$

where $|n\rangle$ is a Fock state (an eigenstate of the photon-number operator $\hat{n} = \hat{a}^\dagger \hat{a}$). Letting \hat{a}_s be the annihilation operator for the signal mode prepared in the coherent state $|\sqrt{N_s}\rangle$ (satisfying the eigenvalue equation $\hat{a}_s |\sqrt{N_s}\rangle = \sqrt{N_s} |\sqrt{N_s}\rangle$), we send such a mode to some target region. Under H_0 the return signal, with annihilation operator \hat{a}_r , is equal to that of the background, which is in a thermal state with mean photons per mode N_b , i.e., $\hat{a}_r = \hat{a}_b$. The state has mean vector of zero and CM $(N_b + 1/2)\mathbf{1}_2$, where $\mathbf{1}_2$ is the 2×2 identity matrix. Under H_1 the target is present and reflects a small proportion of our signal back. This is mixed with with the background radiation such that our return takes the form $\hat{a}_r = \sqrt{\kappa} \hat{a}_s + \sqrt{1 - \kappa} \hat{a}_b$, where $\kappa \in (0, 1)$ and the background has mean photons per mode $N_b/(1 - \kappa)$. This corresponds to a displaced thermal state with mean vector $(\sqrt{2\kappa N_s}, 0)$ and CM $(N_b + 1/2)\mathbf{1}_2$.

III. HYPOTHESIS TESTING FOR QUANTUM RADAR DETECTION

Radar detection requires successful distinguishing between the two alternatives H_0 and H_1 , which happens with detection probability $P_d := P(H_1|H_1)$. There are two types of error which may occur: type-I (false alarm) error $P_{fa} = P(H_1|H_0)$, where we incorrectly reject the null hypothesis, and type-II (missed detection) error $P_{md}(H_0|H_1)$, where we incorrectly reject the alternative hypothesis. The optimization of these probabilities can be carried out in a range of ways based on the potentially situation-dependent rules one wishes to follow for decision making. That is, one can associate with each error type a cost. For example, considering the result of a diagnostic test, then it is clear that the risk associated with receiving a false negative (type-II) could far outweigh that associated with a false positive (type-I). In such scenarios one may consider *asymmetric* testing in order to take in account these discrepancies. On the other hand, a *symmetric* approach may be used if one’s aim is to obtain a global minimization over all errors, irrespective of their origin. In this case, one considers the minimization of the average error probability

$$P_{err} := P(H_0)P(H_1|H_0) + P(H_1)P(H_0|H_1), \quad (8)$$

where $P(H_0)$ and $P(H_1)$ are the prior probabilities associated with the two hypotheses.

In the following subsections, we briefly review the main tools for symmetric and asymmetric QHT. We will use these tools for the results of the next sections.

A. Review of symmetric detection

In symmetric QHT, the average error probability P_{err} of Eq. (8) is minimized. Consider M identical copies $\hat{\rho}_i^{\otimes M}$ of the state $\hat{\rho}_i$ encoding the classical information bit $i \in \{0, 1\}$. The optimal measurement for the discrimination is the dichotomic positive-operator valued measure (POVM) [23] $E_0 = \Pi(\gamma_+)$,

$E_1 = 1 - \Pi(\gamma_+)$, where $\Pi(\gamma_+)$ is the projector on the positive part γ_+ of the nonpositive Helstrom matrix $\gamma := \hat{\rho}_0^{\otimes M} - \hat{\rho}_1^{\otimes M}$. This allows for $\hat{\rho}_0$ and $\hat{\rho}_1$ to be discriminated with a *minimum* error probability given by the Helstrom bound, $P_{\text{err}}^{\text{min}} = [1 - D(\hat{\rho}_0^{\otimes M}, \hat{\rho}_1^{\otimes M})]/2$, where D is the trace distance [4].

Because this is difficult to compute analytically, the Helstrom bound is often replaced with approximations such as the quantum Chernoff bound (QCB) [24]:

$$P_{\text{err}}^{\text{min}} \leq P_{\text{err}}^{\text{QCB}} := \frac{1}{2} \left(\inf_{0 \leq s \leq 1} C_s \right)^M, \quad C_s := \text{Tr}(\hat{\rho}_0^s \hat{\rho}_1^{1-s}). \quad (9)$$

Minimization of the s -overlap C_s occurs over all $0 \leq s \leq 1$. Forgoing minimization and setting $s = 1/2$ one defines a simpler, though weaker, upper bound, also known as the quantum Bhattacharyya bound (QBB) [16]:

$$P_{\text{err}}^{\text{QBB}} := \frac{1}{2} \text{Tr}(\sqrt{\hat{\rho}_0} \sqrt{\hat{\rho}_1})^M. \quad (10)$$

In the case of Gaussian states, we can compute these quantities by means of closed analytical formulas [25].

Consider N bosonic modes with quadratures $\hat{\mathbf{x}} = (\hat{q}_1, \dots, \hat{q}_N, \hat{p}_1, \dots, \hat{p}_N)^T$ and associated symplectic form

$$\Omega = \begin{pmatrix} 0 & 1 \\ -1 & 0 \end{pmatrix} \otimes \mathbf{1}_N, \quad (11)$$

where $\mathbf{1}_N$ is the $N \times N$ identity matrix. Then consider two arbitrary N -mode Gaussian states, $\hat{\rho}_0(\mathbf{x}_0, \mathbf{V}_0)$ and $\hat{\rho}_1(\mathbf{x}_1, \mathbf{V}_1)$, with mean \mathbf{x}_i and CM \mathbf{V}_i . We can write the following Gaussian formula for the s -overlap of the quantum Chernoff bound [25]

$$C_s = 2^N \sqrt{\frac{\det \mathbf{\Pi}_s}{\det \mathbf{\Sigma}_s}} \exp\left(-\frac{\mathbf{d}^T \mathbf{\Sigma}_s^{-1} \mathbf{d}}{2}\right), \quad (12)$$

where $\mathbf{d} = \mathbf{x}_0 - \mathbf{x}_1$. Here $\mathbf{\Pi}_s$ and $\mathbf{\Sigma}_s$ are defined as

$$\mathbf{\Pi}_s := G_s(\mathbf{V}_0^\oplus) G_{1-s}(\mathbf{V}_1^\oplus), \quad (13)$$

$$\mathbf{\Sigma}_s := \mathbf{S}_0[\Lambda_s(\mathbf{V}_0^\oplus)]\mathbf{S}_0^T + \mathbf{S}_1[\Lambda_{1-s}(\mathbf{V}_1^\oplus)]\mathbf{S}_1^T, \quad (14)$$

introducing the two real functions

$$G_s(x) = \frac{1}{(x + 1/2)^s - (x - 1/2)^s}, \quad (15)$$

$$\Lambda_s(x) = \frac{(x + 1/2)^s + (x - 1/2)^s}{(x + 1/2)^s - (x - 1/2)^s}, \quad (16)$$

calculated over the Williamson forms $\mathbf{V}_i^\oplus := \bigoplus_{k=1}^N v_i^k \mathbf{1}_2$, where $\mathbf{V}_i^\oplus = \mathbf{S}_i \mathbf{V}_i^\oplus \mathbf{S}_i^T$ for symplectic \mathbf{S}_i and $v_i^k \geq 1/2$ are the symplectic spectra [26,27].

B. Review of asymmetric detection

In asymmetric QHT, we wish to minimize one type of error as much as possible while allowing for some flexibility on the other. Consider again M identical copies of the state $\hat{\rho}_i$ ($\hat{\rho}_i^{\otimes M}$), encoding the classical bit $i \in \{0, 1\}$. As in the symmetric case, the optimal choice of measurement is a dichotomic POVM $\{E_0, E_1\}$. From the binary outcome, we can define the two types of error, i.e., the type-I (false alarm) error

$$P_{\text{fa}} := P(H_1|H_0) = \text{Tr}(E_1 \hat{\rho}_0^{\otimes M}) \quad (17)$$

and the type-II (missed detection) error

$$P_{\text{md}} := P(H_0|H_1) = \text{Tr}(E_0 \hat{\rho}_1^{\otimes M}). \quad (18)$$

These probabilities are dependent on the number M of copies and, for $M \gg 1$, they both tend to zero,

$$P_{\text{fa}} \simeq e^{-\alpha_R M}, \quad P_{\text{md}} \simeq e^{-\beta_R M}, \quad (19)$$

where we define the ‘‘error exponents’’ or ‘‘rate limits’’ as

$$\alpha_R = - \lim_{M \rightarrow +\infty} \frac{1}{M} \ln P_{\text{fa}}, \quad (20)$$

$$\beta_R = - \lim_{M \rightarrow +\infty} \frac{1}{M} \ln P_{\text{md}}. \quad (21)$$

It is not possible to make both error probabilities arbitrarily small simultaneously. Instead we place a relatively loose constraint $P_{\text{fa}} < \epsilon$ on the type-I error, allowing us more freedom to minimize P_{md} . The quantum Stein’s lemma [28,29] tells us that the quantum relative entropy $D(\hat{\rho}_0||\hat{\rho}_1) = \text{Tr}[\hat{\rho}_0(\ln \hat{\rho}_0 - \ln \hat{\rho}_1)]$ between two quantum states, $\hat{\rho}_0$ and $\hat{\rho}_1$, is the optimal decay rate for the type-II error probability, given some fixed constraint on the type-I error probability. Further, if the type-II error tends to 0 with an exponent larger than $D(\hat{\rho}_0||\hat{\rho}_1)$, then the type-I error converges to 1 [29]. (Note that an alternative approach based on the quantum Hoeffding bound [30] is not considered here, but it could be explored using the Gaussian formulas developed in Ref. [31].)

Refinement of quantum Stein’s lemma has been provided by considering the second-order (in M) asymptotics [32] to account for the discontinuity observed in the type-I error probability, jumping sharply from 0 to 1, when the type-II error probability increases past the value set by $D(\hat{\rho}_0||\hat{\rho}_1)$. Tracking the type-II error exponent to second-order depth, that is, to order \sqrt{M} , allows one to define the quantum relative entropy variance

$$V(\hat{\rho}_0||\hat{\rho}_1) = \text{Tr}[\hat{\rho}_0(\ln \hat{\rho}_0 - \ln \hat{\rho}_1)^2] - [D(\hat{\rho}_0||\hat{\rho}_1)]^2, \quad (22)$$

and in turn establish that the optimal type-II (missed detection) error probability, for sample size M , takes the exponential form [32]

$$P_{\text{md}} = \exp\{-[MD(\hat{\rho}_0||\hat{\rho}_1) + \sqrt{MV(\hat{\rho}_0||\hat{\rho}_1)}\Phi^{-1}(\epsilon) + O(\log M)]\}, \quad (23)$$

where $\epsilon \in (0, 1)$ bounds P_{fa} and

$$\Phi(y) := \frac{1}{\sqrt{2\pi}} \int_{-\infty}^y dx \exp(-x^2/2) \quad (24)$$

is the cumulative of a normal distribution. More precisely, for finite third-order moment (as in the present case) and sufficiently large M , we may write the upper bound [32, Theorem 5]:

$$P_{\text{md}} \leq \tilde{P}_{\text{md}} := \exp\{-[MD(\hat{\rho}_0||\hat{\rho}_1) + \sqrt{MV(\hat{\rho}_0||\hat{\rho}_1)}\Phi^{-1}(\epsilon) + O(1)]\}. \quad (25)$$

We can write explicit formulas for the relative entropy $D(\hat{\rho}_0||\hat{\rho}_1)$ and the relative entropy variance $V(\hat{\rho}_0||\hat{\rho}_1)$ of two arbitrary N -mode Gaussian states, $\hat{\rho}_0(\mathbf{x}_0, \mathbf{V}_0)$ and $\hat{\rho}_1(\mathbf{x}_1, \mathbf{V}_1)$. The first one is given by [22]

$$D(\hat{\rho}_0||\hat{\rho}_1) = -\Sigma(\mathbf{V}_0, \mathbf{V}_0) + \Sigma(\mathbf{V}_0, \mathbf{V}_1), \quad (26)$$

where we have defined the function

$$\Sigma(\mathbf{V}_0, \mathbf{V}_1) = \frac{\ln \det(\mathbf{V}_1 + \frac{i\Omega}{2}) + \text{Tr}(\mathbf{V}_0 \mathbf{G}_1) + \delta^T \mathbf{G}_1 \delta}{2}, \quad (27)$$

with $\delta = \mathbf{x}_0 - \mathbf{x}_1$ and $\mathbf{G}_1 = 2i\mathbf{\Omega} \coth^{-1}(2i\mathbf{V}_1\mathbf{\Omega})$ being the Gibbs matrix [33]. The second one is given by

$$V(\hat{\rho}_0 || \hat{\rho}_1) = \frac{\text{Tr}[(\mathbf{\Gamma}\mathbf{V}_0)^2]}{2} + \frac{\text{Tr}[(\mathbf{\Gamma}\mathbf{\Omega})^2]}{8} + \delta^T \mathbf{G}_1 \mathbf{V}_0 \mathbf{G}_1 \delta, \quad (28)$$

where $\mathbf{\Gamma} = \mathbf{G}_0 - \mathbf{G}_1$ [34] (see also Ref. [35]).

IV. QUANTUM RADAR DETECTION WITH GENERAL SOURCE

Using the generic quantum-correlated Gaussian source of Sec. II and the tools for symmetric and asymmetric QHT of Sec. III, we study the performance of a relaxed QI protocol, clarifying how much entanglement is needed to beat the semiclassical benchmark of the coherent-state transmitter under symmetric testing. Then, in the setting of asymmetric testing, we repeat the study in terms of the receiver operating characteristic (ROC), where the misdetection probability is plotted versus the false alarm probability.

A. Symmetric detection with general source

Let us assume the typical conditions of QI, which are low-reflectivity $\kappa \ll 1$, high thermal noise $N_b \gg 1$, low photon number per mode $N_s \ll 1$. It is then known that, using a TMSV state, the minimum error probability satisfies [7]

$$P_{\text{err}}^{\text{TMSV}} \leq e^{-M\kappa N_s/N_b}/2. \quad (29)$$

This is computed using the quantum Bhattacharyya bound, it is exponentially tight in the limit of large M , and it is also known to be achieved by the sum-frequency-generation receiver of Ref. [10]. Its error-rate exponent has a factor of 4 advantage over the same bound computed over a coherent-state transmitter in the same conditions, for which we have [7]

$$P_{\text{err}}^{\text{CS}} \leq e^{-M\kappa N_s/4N_b}/2. \quad (30)$$

In order to extend Eq. (29) to the error probability for a generic Gaussian source, let us start with single probing $M = 1$, assuming the usual limits $\kappa \ll 1$, $N_b \gg 1$ and $N_s \ll 1$. The quantum Bhattacharyya bound takes the form

$$P_{\text{err}}^{\text{gen}} \leq e^{-\kappa N_s g_C(N_s)/N_b}/2, \quad (31)$$

where the function $g_C(N_s)$ is proportional to C^2 (see Appendix for details), i.e., the amount of correlations existing between the signal and idler modes. Demanding the equivalence of exponents in the TMSV limit $C \rightarrow C_q$, we find that the quantum Bhattacharyya bound for M probings becomes

$$P_{\text{err}}^{\text{gen}} \leq e^{-M\kappa N_s C^2/N_b C_q^2}/2. \quad (32)$$

By comparing Eqs. (32) and (30), we see that a quantum-correlated transmitter beats the coherent state transmitter if $P_{\text{err}}^{\text{gen}} \leq P_{\text{err}}^{\text{CS}}$, which means

$$\frac{C^2}{C_q^2} \geq \frac{1}{4} \Rightarrow C \geq \frac{1}{2} \sqrt{N_s(N_s + 1)}. \quad (33)$$

Thus, according to the quantum Bhattacharyya bound, the quadrature correlations required to outperform the semiclassical benchmark is half the value of those of a TMSV state.

At the separable limit $C = N_s$ the relation is satisfied only for $N_s \geq 1/3$ which contradicts the assumption $N_s \ll 1$ (a similar analysis holds if we relax the assumption of $N_s \ll 1$). Therefore, according to the quantum Bhattacharyya bound, the employment of a source at the separable limit is not capable of beating coherent states under symmetric testing.

B. Asymmetric detection with general source

Let us compute the quantum relative entropy and the quantum relative entropy variance for the quantum-correlated transmitter of Eqs. (1)–(3). Though the full expressions for these quantities are far too long to display here, we evaluate them to first order in N_b by taking an asymptotic expansion for large N_b while keeping N_s fixed. We obtain

$$D_{\text{gen}} := D(\hat{\rho}_{RI}^{(0)} || \hat{\rho}_{RI}^{(1)}) = \frac{\kappa C^2}{N_b} \ln \left(1 + \frac{1}{N_s} \right) + O(N_b^{-2}), \quad (34)$$

$$V_{\text{gen}} := V(\hat{\rho}_{RI}^{(0)} || \hat{\rho}_{RI}^{(1)}) = \frac{\kappa C^2(2N_s + 1)}{N_b} \ln^2 \left(1 + \frac{1}{N_s} \right) + O(N_b^{-2}). \quad (35)$$

For coherent states these quantities take the form

$$D_{\text{CS}} := D(\hat{\rho}_{\text{CS}}^{(0)} || \hat{\rho}_{\text{CS}}^{(1)}) = \kappa N_s \ln \left(1 + \frac{1}{N_b} \right), \quad (36)$$

$$V_{\text{CS}} := V(\hat{\rho}_{\text{CS}}^{(0)} || \hat{\rho}_{\text{CS}}^{(1)}) = \kappa N_s(2N_b + 1) \ln^2 \left(1 + \frac{1}{N_b} \right), \quad (37)$$

which hold for all values of N_s , N_b and κ . For comparative purposes we evaluate again to first order in N_b while keeping N_s fixed to obtain the simple expressions

$$D_{\text{CS}} \simeq \gamma + O(N_b^{-2}), \quad V_{\text{CS}} \simeq 2\gamma + O(N_b^{-2}), \quad (38)$$

where

$$\gamma := \frac{\kappa N_s}{N_b} \quad (39)$$

is the signal-to-noise ratio (SNR), usually expressed in decibels (dB) via $\gamma_{\text{dB}} = 10 \log_{10} \gamma$.

In the limit of very large M , we can approximately neglect the variance contribution and just consider the relative entropy in the type-II (missed detection) error probability of Eq. (23) which simply becomes $P_{\text{md}} \simeq \exp[-MD(\hat{\rho}_0, \hat{\rho}_1)]$. Then we can deduce that, for large M and a very high background $N_b \gg 1$, the error exponent of a quantum-correlated source [Eq. (34)] has the following ratio with respect to a coherent state source [Eq. (38)]:

$$A(C, N_s) := \frac{D_{\text{gen}}}{D_{\text{CS}}} = \frac{C^2}{N_s} \ln \left(1 + \frac{1}{N_s} \right). \quad (40)$$

In Fig. 1 we plot the ratio A for a just-separable discordant source ($C = N_s$) and that for a TMSV state, for varying N_s . We can see how the ultimate benefits of employing maximal entanglement for QI are exhibited only for very small energies, i.e., when N_s is of the order of units or less. For increasing N_s , the ratio A tends to the same asymptotic value, irrespective of source specification. This also means that the just-separable source quickly approaches the performance of QI at as little

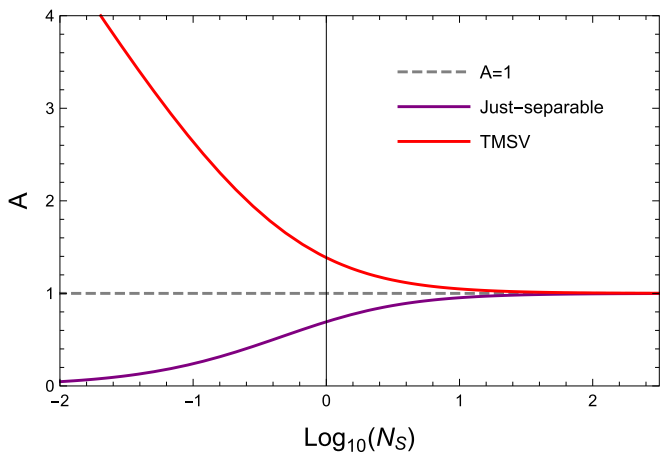


FIG. 1. Error exponent ratio A of Eq. (40) is shown as a function of number of signal photons per mode, N_s . The just-separable discordant source quickly approaches the coherent-state transmitter ($A = 1$) and the TMSV source, already at $N_s \simeq 20$ photons. For increasing N_s , the ratio A asymptotically approaches 1 independent of the source specification.

as about 20 photons per mode. As we will see in Sec. IV C, for a given range R the radar equation imposes a $1/R^4$ loss factor in received signal power and necessitates high overall photon numbers, particularly at long range, regardless of the underlying detection protocol. Our results show that at long range there is little-to-no advantage in using a QI-based radar over a coherent state protocol due to the need of large signal power (N_s). QI is thus limited to applications where losses are relatively small so N_s may in turn take small values, for example, at short ranges.

C. Receiver operating characteristic

In the asymmetric setting, we now study the misdetection probability versus the false alarm probability of the generic Gaussian source with respect to the classical benchmark of coherent states. For the latter, we consider the performance achievable by coherent states and homodyne detection at the output. This is the best-known measurement design, which can be used when the phase of the optical field is perfectly maintained in the interaction with the target, so that one can adopt a coherent integration of the pulses (i.e., the quadrature outcomes can be added before making a classical binary test on the total value). If the phase of the field is deterministically changed to some unknown value but it is still coherently maintained among the pulses, then the typical choice is the heterodyne detection, followed by coherent integration of the outcomes from both the quadratures. If the coherence is lost among the pulses, then the classical strategy is to use heterodyne and perform a noncoherent integration of the pulses, which means to sum the recorded intensities (squared values of the quadratures). In this case, the performance (for nonfluctuating targets) is given by Marcum's Q function [37], an approximation of which is known as Albersheim's equation [5,38]. An overestimation of the Marcum benchmark can be simply achieved by assuming a single coherent pulse with mean number of photons equal to MN_s .

In mathematical terms, the ROC $P_{\text{md}} = P_{\text{md}}(P_{\text{fa}})$ of the generic Gaussian source can be upper bounded $P_{\text{md}} \leq \tilde{P}_{\text{md}}$ by combining Eqs. (25), (34), and (35). For sufficiently large M (e.g., $\gtrsim 10^7$), the second-order asymptotics is a good approximation, and for large N_b (e.g., $\gtrsim 10^2$) the expansions in Eqs. (34) and (35) are valid. Therefore, under these assumptions, we may write

$$\tilde{P}_{\text{md}}^{\text{gen}} = \exp \left\{ - \left[\sqrt{\frac{M\gamma}{N_s}} \Lambda C \ln \left(1 + \frac{1}{N_s} \right) + O(N_b^{-1}, 1) \right] \right\}, \quad (41)$$

$$\Lambda := \left[\sqrt{\frac{M\gamma}{N_s}} C + \sqrt{2N_s + 1} \Phi^{-1}(P_{\text{fa}}) \right]. \quad (42)$$

In the case of coherent states and homodyne detection (followed by coherent integration and binary testing), the ROC is given by combining the following expressions:

$$P_{\text{fa}}^{\text{hom}}(x) = \frac{1}{2} \operatorname{erfc} \left[\frac{x}{\sqrt{M(2N_b + 1)}} \right], \quad (43)$$

$$P_{\text{md}}^{\text{hom}}(x) = \frac{1}{2} \operatorname{erfc} \left[\frac{M\sqrt{2\kappa N_s} - x}{\sqrt{M(2N_b + 1)}} \right], \quad (44)$$

where $\operatorname{erfc}(z) := 1 - 2\pi^{-1/2} \int_0^z \exp(-t^2) dt$ is the complementary error function. Therefore we can invert Eq. (43) and replace in Eq. (44) to derive the corresponding ROC.

Finally, as already mentioned, we can also write a lower bound to Marcum's classical radar performance by assuming a single coherent state with mean number of photons MN_s so that the total SNR is given by $M\gamma$. This can be expressed as follows:

$$P_{\text{md}}^{\text{Marcum}} = 1 - Q(\sqrt{2M\gamma}, \sqrt{-2 \ln P_{\text{fa}}}), \quad (45)$$

where the Marcum Q function is defined as

$$Q(x, y) := \int_y^\infty dt t e^{-(t^2+x^2)/2} I_0(tx), \quad (46)$$

with $I_0(\cdot)$ being the modified Bessel function of the first kind of zero order [37].

Before comparing the ROCs of the various transmitters, let us choose a suitable regime of parameters for potential short-range applications (of the order of 1 m, e.g., for security or biomedical applications), where N_s need not be too large and a quantum advantage may be observed. By fixing some specific radar frequency ν and the temperature T of the environment, we automatically fix the mean number of photons N_b of the thermal background. Thus, for $\nu = 1$ GHz (L band) and $T = 290$ K (room temperature), we get $N_b \simeq 6 \times 10^3$ photons (bright noise). Assume broadband pulses, with 10% bandwidth (100 MHz), so that their individual duration is about 10 ns. If we use $M = 10^8$ pulses then we have an integration time of the order of 1 s, which is acceptable for slowly moving or still objects. Since we are interested in low-energy applications, assume $N_s = 1$ mean photon per pulse. What is left is an estimation of the SNR γ which comes from the overall transmissivity/reflectivity κ .

This remaining quantity can be estimated using the radar equation. This equation expresses the power P_R of the return signal in terms of the signal power P_T at the transmitter, the

cross section σ of the target, the range R of the target, and other parameters, such as the transmit antenna gain G , the receive antenna collecting area A_R , and the form factor F , which describes the transmissivity of the space between the radar and the target. It takes the form [36]

$$P_R = \frac{GF^4 A_R \sigma}{(4\pi)^2 R^4} P_T. \quad (47)$$

Here the factor $(4\pi)^{-2} R^{-4}$ accounts for the loss due to the pulse propagating as a spherical wave (back and forth). This is partly mitigated by the gain G , which introduces anisotropies from the spherical wave description, accounting for the directivity of the actual outgoing beam. In fact G describes the ratio between the power irradiated in the direction of the target over the power that would have been irradiated by an isotropic antenna [36]. For a pencil beam, G can be much higher than 1 (which is the value of an isotropic antenna).

It is clear that κ also provides the ratio between received and transmitted power, so that Eq. (47) leads to

$$\kappa = \frac{P_R}{P_T} = \frac{GF^4 A_R \sigma}{(4\pi)^2 R^4}, \quad (48)$$

which is also easy to invert, so as to express the range R in terms of κ and the other parameters. Assume $F = 1$ (no free-space loss) and an ideal pencil beam, such that its solid angle δ is exactly subtended by the target's cross section σ (valid assumption at short ranges). This means that gain is ideally given by

$$G = \frac{4\pi}{\delta} = \frac{4\pi R^2}{\sigma}, \quad (49)$$

which fully compensates the loss in the forward propagation. Therefore, we find

$$\kappa = \frac{A_R}{(4\pi R)^2}, \quad R = \frac{1}{4\pi} \sqrt{\frac{A_R}{\kappa}}. \quad (50)$$

By fixing the receive antenna collecting area A_R , we have a one-to-one correspondence between range R and transmissivity κ . Assuming $A_R = 0.1 \text{ m}^2$ and short-range $R \simeq 1 \text{ m}$, we get $\kappa \simeq 6 \times 10^{-4}$, which leads to $\gamma_{\text{dB}} = -70 \text{ dB}$ when we account for the values of N_s and N_b .

Considering this regime of parameters, we find the ROCs plotted in Fig. 2. In particular, we show the performance of a generic Gaussian source with correlation parameter $C(p) = pC_d + (1-p)C_q$ between the extremal points given by the just-separable source $C_d = N_s$ and the maximally entangled source (at that energy) $C_q = \sqrt{N_s(N_s + 1)}$ (another study of the ROC of the maximally entangled case can be found in Ref. [39] but for the regime $N_s \ll 1$). We perform the comparison for two scenarios while maintaining the same SNR, background characteristics and total number of uses: the first with $N_s = 1$ and the second with $N_s = 0.01$ corresponding to ranges $R = 1 \text{ m}$ and $R = 0.1 \text{ m}$, respectively. From the figure, we can see that intermediate values of entanglement are able to beat the classical benchmark given by coherent states and homodyne detection. The potential advantage is greater at lower signal energy N_s or, equivalently, shorter range R and additionally, the intermediate level of entanglement required in order to attain such an advantage reduces. In the upper

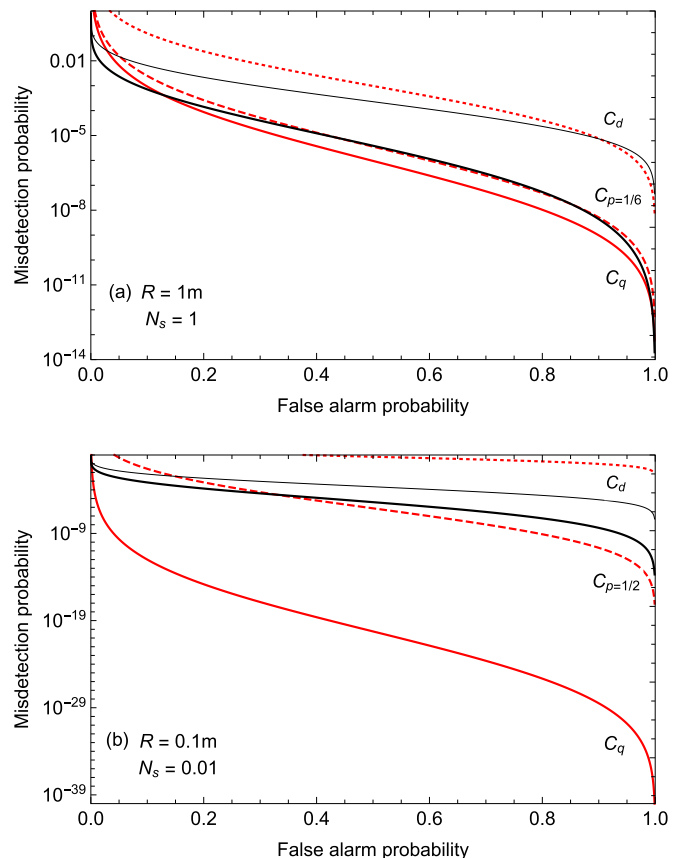


FIG. 2. Receiver operating characteristics (ROCs) of the various setups. We show the upper bound $\tilde{P}_{\text{md}} = \tilde{P}_{\text{md}}(P_{\text{fa}})$ for quantum illumination based on a generic Gaussian state with off-diagonal correlation parameter $C(p)$ ranging from the maximally entangled state (red solid) to the just separable state (red dotted). Between these two extremal curves, there are all the Gaussian states with intermediate correlations. In particular, we show the performance for an intermediate value of p (red dashed). For comparison, we plot the ROC $P_{\text{md}} = P_{\text{md}}(P_{\text{fa}})$ of the classical benchmark of coherent states plus homodyne detection (black thick) and the lower bound to Marcum's classical performance (black thin). Parameters are $\nu = 1 \text{ GHz}$ and $T = 290 \text{ K}$ (so that $N_b \simeq 6 \times 10^3$), $M = 10^8$, pulses and $\gamma_{\text{dB}} = -70 \text{ dB}$. Upper panel (a) $N_s = 1$, corresponding to a range $R \simeq 1 \text{ m}$ with intermediate $p = 1/6$; lower panel (b) $N_s = 0.01$ corresponding to a range $R \simeq 0.1 \text{ m}$ with intermediate $p = 1/2$ and an integration time of about 1 s at 10% bandwidth (100 MHz) in both cases.

panel, we consider our suggested upper limit for both range and signal energy: $R = 1 \text{ m}$ and $N_s = 1$. This plot shows that though maximal entanglement is not strictly necessary for a quantum advantage, the scope for such an advantage is limited with the minimum intermediate level at $p = 1/6$, i.e., very close to the maximally entangled case. The lower panel highlights the benefits afforded to QI by limiting applications to short-range and low-signal energy, plotting results for $R = 0.1 \text{ m}$ and $N_s = 0.01$. Here the minimum intermediate level is given by $p = 1/2$, which yields a large range of source specifications capable of achieving a quantum advantage with potential performances several orders of magnitude greater than the optimal classical protocol. This effect becomes

greater still at progressively shorter ranges and lower energies. It is precisely in these cases where we find that QI is most suited, and, in the likely scenario that there are inefficiencies associated with source generation, enhanced detection performance is still achievable to a potentially very high degree.

V. CONCLUSION

In this work, we have investigated how to loosen the transmitter requirements of QI, from the usual maximally entangled TMSV source to a more general quantum-correlated Gaussian source, which may become just separable. At the same time, we maintain the optimal quantum joint-measurement procedure at the receiver side. We perform this investigation in both scenarios of symmetric and asymmetric testing where we test the quantum performance with respect to suitable classical benchmarks. Our results show that we can still find quantum advantage by using Gaussian sources which are not necessarily maximally entangled. In particular, this is an advantage which appears at short ranges, so that the spherical beam spreading does not involve too many dBs of loss, a major killing factor for any quantum radar design based on the exploitation of quantum correlations.

A short-range low-power radar is potentially interesting not only as a noninvasive scanning tool for biomedical applications but also for security and safety purposes, e.g., as a scanner for metallic objects or as proximity sensor for obstacle detection. Once quantum advantage in detection is achieved at fixed target distance, it can be extended to variable distances to enable a measurement of the range. For instance, this could be done by sending signal-idler pulses at different carrier frequencies and interrogating their reflection at different round-trip times. For slowly moving objects at short ranges, the total interrogation time would be small and the effective distance of the object could be well resolved by sweeping a reasonable number of frequencies. In a static setting, e.g., biomedical, detection is naturally associated with a fixed depth, which is then gradually increased so as to provide a progressive scan of the target region. This quantum scanner would investigate the presence of the target at different layers, e.g., of a tissue, while irradiating small energies. In conjunction with standard Doppler techniques it could also extract information about the local velocity of the target within a layer of the tissue. Such a quantum scanner would then realize an ideal noninvasive diagnostic tool.

ACKNOWLEDGMENTS

A.K. acknowledges sponsorship by EPSRC Award No. 1949572 and Leonardo UK. G.S. acknowledges sponsorship by the European Union’s Horizon 2020 Research and Innovation Action under Grant No. 745727 (Marie Skłodowska-Curie Global Fellowship “quantum sensing for biology,” QSB). Q.Z. is supported by the Army Research Office under Grant No. W911NF-19-1-0418 and Office of Naval Research under Grant No. N00014-19-1-2189. S.P. acknowledges sponsorship by European Union’s Horizon 2020 Research and Innovation Action under Grant No. 862644 (“Quantum read-out techniques and technologies,” QUARTET).

APPENDIX: QUANTUM BHATTACHARYYA BOUND FOR GENERIC GAUSSIAN SOURCE

Using the generic quantum-correlated Gaussian source defined in Sec. II along with formulas and tools for symmetric QHT described in Sec. III A, one can compute the exact form of the quantum Bhattacharyya bound (QBB) for QI. The complete formula is too long to be displayed however, imposing parameter constraints, one can achieve a closed form for the asymptotic performance in specified limits.

We begin by assuming the typical conditions of QI, which are low reflectivity $\kappa \ll 1$, high thermal noise $N_b \gg 1$, low photon number per mode $N_s \ll 1$. Then, using numerical techniques, one can confirm that using a TMSV state, the minimum error probability satisfies [7]

$$P_{\text{err}}^{\text{TMSV}} \leq e^{-M\kappa N_s/N_b}/2, \tag{A1}$$

which is exponentially tight in the limit of large M and is valid under the parameter constraints previously defined.

In order to extend Eq. (A1) to the error probability for a generic Gaussian source, we first note that as we vary only the value of cross-correlation parameter C the variation in the bound will be entirely dependent on this parameter. We also note that the parameter C is constrained by the terms on the

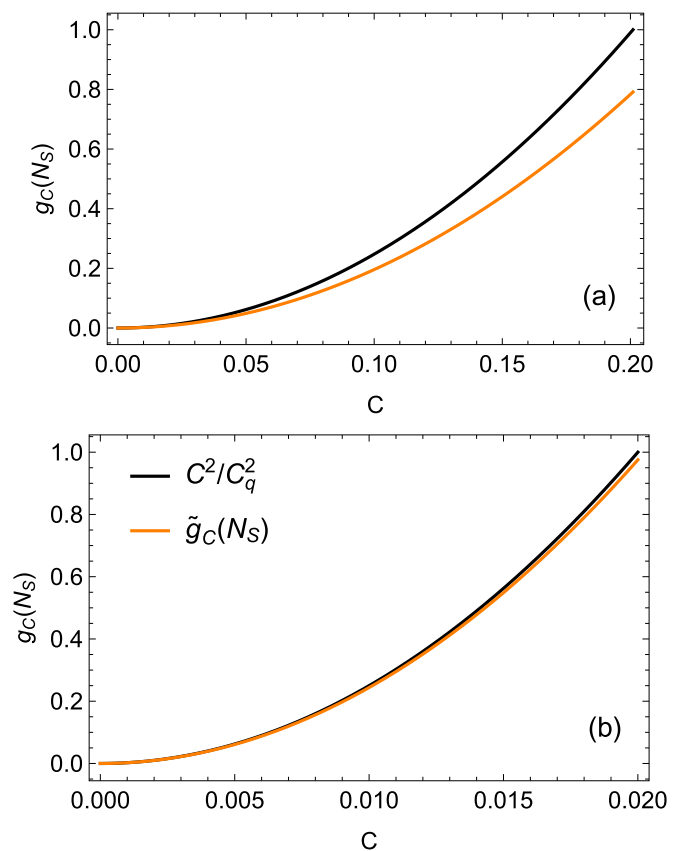


FIG. 3. Numerical study of generic Gaussian source’s QI error exponent for parameter values: (a) $N_s = 10^{-2}$, $N_b = 20$ and (b) $N_s = 10^{-4}$, $N_b = 200$. The plots confirm that for small N_s and large N_b we have that $\tilde{g}_C(N_s) \rightarrow g_C(N_s) = C^2/C_q^2$ and our formula for generic Gaussian QI holds in this regime.

leading diagonal such that

$$0 \leq C \leq \sqrt{N_s(N_s + 1)} := C_q, \quad (\text{A2})$$

where the upper bound corresponds to the maximally entangled TMSV state yielding Eq. (A1). Since the just-separable state corresponds to $C = C_d := N_s$ it is clear that $C = C(N_s)$.

The form of Eq. (A1) is not surprising; the error exponent is directly proportional to the SNR, $\gamma = \kappa N_s/N_b$, and one would expect the same for our generic source. Starting with single probing, $M = 1$, and subject to the limits $\kappa \ll 1$, $N_b \gg 1$ and $N_s \ll 1$, we can write the QBB for our generic source as

$$P_{\text{err}}^{\text{gen}} \leq e^{-\kappa N_s g_C(N_s)/N_b} / 2, \quad (\text{A3})$$

where we define the function $g_C(N_s)$ as a constant of proportionality, entirely dependent on the parameter C and thus N_s . In particular, we demand the equivalence of exponents in the TMSV limit $C \rightarrow C_q$ such that $g_{C_q}(N_s) = 1$, recovering the bound given by Eq. (A1).

To determine the form of $g_C(N_s)$ we use a numerical program to perform an asymptotic expansion of our generic source's exact QBB for small $\kappa \ll 1$. Keeping terms to first order, we obtain an equation of the form

$$2P_{\text{err}}^{\text{gen}} \leq 1 - \chi\kappa + O(\kappa^2) \simeq e^{-\chi\kappa}, \quad (\text{A4})$$

where the last equality holds when $x = \frac{N_s}{N_b} g_C(N_s)$, from Eq. (A3), is small, i.e., $N_s \ll 1$ and $N_b \gg 1$.

Numerical analysis shows that the coefficient x is exactly proportional to C^2 , independent of N_s and N_b , thus we can write $g_C(N_s) \propto C^2$ and, imposing the condition that $g_{C_q}(N_s) = 1$, determine that

$$g_C(N_s) = C^2/C_q^2. \quad (\text{A5})$$

Figure 3 plots the function $g_C(N_s)$ as a function of cross-correlation parameter C for two sets of parameter values: (a) $N_s = 10^{-2}$, $N_b = 20$ and (b) $N_s = 10^{-4}$, $N_b = 200$. It shows that in the regime of low brightness and high background the function $\tilde{g}_C(N_s) \rightarrow g_C(N_s)$, given by Eq. (A5), and we can write that the QBB for a generic Gaussian source is given by

$$P_{\text{err}}^{\text{gen}} \leq e^{-M\kappa N_s C^2/N_b C_q^2} / 2, \quad (\text{A6})$$

as given in the main text. Note that the extension from $M = 1$ to generic M just follows from the structure of the QCB and QBB in Eqs. (9) and (10).

-
- [1] E. L. Lehmann and J. P. Romano, *Testing Statistical Hypotheses* (Springer Science & Business Media, New York, 2006).
- [2] C. W. Helstrom, *Quantum Detection and Estimation Theory, Mathematics in Science and Engineering* (Academic Press, New York, 1976), Vol. 123.
- [3] T. M. Cover and J. A. Thomas, *Elements of Information Theory*, 2nd ed. (Wiley, New York, 2006).
- [4] J. Watrous, *The Theory of Quantum Information* (Cambridge University Press, Cambridge, 2018).
- [5] M. A. Richards, *Fundamentals of Radar Signal Processing* (Tata McGraw-Hill Education, New York, 2005).
- [6] S. Lloyd, Enhanced sensitivity of photodetection via quantum illumination, *Science* **321**, 1463 (2008).
- [7] S.-H. Tan, B. I. Erkmen, V. Giovannetti, S. Guha, S. Lloyd, L. Maccone, S. Pirandola, and J. H. Shapiro, Quantum Illumination with Gaussian States, *Phys. Rev. Lett.* **101**, 253601 (2008).
- [8] S. Barzanjeh, S. Guha, C. Weedbrook, D. Vitali, J. H. Shapiro, and S. Pirandola, Microwave Quantum Illumination, *Phys. Rev. Lett.* **114**, 080503 (2015).
- [9] S. Pirandola, B. Roy Bardhan, T. Gehring, C. Weedbrook, and S. Lloyd, Advances in photonic quantum sensing, *Nat. Photon.* **12**, 724 (2018).
- [10] Q. Zhuang, Z. Zhang, and J. H. Shapiro, Optimum Mixed-State Discrimination for Noisy Entanglement-Enhanced Sensing, *Phys. Rev. Lett.* **118**, 040801 (2017).
- [11] E. D. Lopaeva, I. Ruo Berchera, I. P. Degiovanni, S. Olivares, G. Brida, and M. Genovese, Experimental Realization of Quantum Illumination, *Phys. Rev. Lett.* **110**, 153603 (2013).
- [12] E. Agudelo, J. Sperling, and W. Vogel, Quasiprobabilities for multipartite quantum correlations of light, *Phys. Rev. A* **87**, 033811 (2013).
- [13] J. Sperling, M. Bohmann, W. Vogel, G. Harder, B. Brecht, V. Ansari, and C. Silberhorn, Uncovering Quantum Correlations with Time-Multiplexed Click Detection, *Phys. Rev. Lett.* **115**, 023601 (2015).
- [14] F. Shahandeh, A. P. Lund, and T. C. Ralph, Quantum Correlations in Nonlocal Boson Sampling, *Phys. Rev. Lett.* **119**, 120502 (2017).
- [15] G. Spedalieri, C. Lupo, S. L. Braunstein, and S. Pirandola, Thermal quantum metrology in memoryless and correlated environments, *Quantum Sci. Technol.* **4**, 015008 (2018).
- [16] C. Weedbrook, S. Pirandola, R. Garcia-Patron, N. J. Cerf, T. C. Ralph, J. H. Shapiro, and S. Lloyd, Gaussian quantum information, *Rev. Mod. Phys.* **84**, 621 (2012).
- [17] S. Pirandola, Entanglement reactivation in separable environments, *New J. Phys.* **15**, 113046 (2013).
- [18] K. Modi, A. Brodutch, H. Cable, T. Paterek, and V. Vedral, The classical-quantum boundary for correlations: Discord and related measures, *Rev. Mod. Phys.* **84**, 1655 (2012).
- [19] S. Pirandola, G. Spedalieri, S. L. Braunstein, N. J. Cerf, and S. Lloyd, Optimality Gaussian Discord, *Phys. Rev. Lett.* **113**, 140405 (2014).
- [20] P. Giorda and M. G. A. Paris, Gaussian Quantum Discord, *Phys. Rev. Lett.* **105**, 020503 (2010).
- [21] G. Adesso and A. Datta, Quantum Versus Classical Correlations in Gaussian States, *Phys. Rev. Lett.* **105**, 030501 (2010).
- [22] S. Pirandola, R. Laurenza, C. Ottaviani, and L. Banchi, Fundamental limits of repeaterless quantum communications, *Nat. Commun.* **8**, 15043 (2017).
- [23] C. W. Helstrom, Quantum detection and estimation theory, *J. Stat. Phys.* **1**, 231 (1969).
- [24] K. M. R. Audenaert, J. Calsamiglia, R. Muñoz-Tapia, E. Bagan, L. Masanes, A. Acín, and F. Verstraete, Discriminating States: The Quantum Chernoff Bound, *Phys. Rev. Lett.* **98**, 160501 (2007).
- [25] S. Pirandola and S. Lloyd, Computable bounds for the discrimination of Gaussian states, *Phys. Rev. A* **78**, 012331 (2008).

- [26] A. Serafini, F. Illuminati, and S. De Siena, Symplectic invariants, entropic measures and correlations of Gaussian states, *J. Phys. B* **37**, L21 (2003).
- [27] S. Pirandola, A. Serafini, and S. Lloyd, Correlation matrices of two-mode bosonic systems, *Phys. Rev. A* **79**, 052327 (2009).
- [28] F. Hiai and D. Petz, The proper formula for relative entropy and its asymptotics in quantum probability, *Commun. Math. Phys.* **143**, 99 (1991).
- [29] T. Ogawa and H. Nagaoka, Strong converse and Stein's lemma in quantum hypothesis testing, in *Asymptotic Theory of Quantum Statistical Inference: Selected Papers* (World Scientific, Singapore, 2005), pp. 28–42.
- [30] K. M. R. Audenaert, M. Nussbaum, A. Szkola, and F. Verstraete, Asymptotic error rates in quantum hypothesis testing, *Commun. Math. Phys.* **279**, 251 (2008).
- [31] G. Spedalieri and S. L. Braunstein, Asymmetric quantum hypothesis testing with Gaussian states, *Phys. Rev. A* **90**, 052307 (2014).
- [32] K. Li, Second-order asymptotics for quantum hypothesis testing, *Ann. Stat.* **42**, 171 (2014).
- [33] L. Banchi, S. L. Braunstein, and S. Pirandola, Quantum Fidelity for Arbitrary Gaussian States, *Phys. Rev. Lett.* **115**, 260501 (2015).
- [34] S. Pirandola, U. L. Andersen, L. Banchi, M. Berta, D. Bunandar, R. Colbeck, D. Englund, T. Gehring, C. Lupo, C. Ottaviani *et al.*, Advances in quantum cryptography, [arXiv:1906.01645](https://arxiv.org/abs/1906.01645) (2019).
- [35] R. Laurenza, S. Tserkis, L. Banchi, S. L. Braunstein, T. C. Ralph, and S. Pirandola, Tight bounds for private communication over bosonic Gaussian channels based on teleportation simulation with optimal finite resources, *Phys. Rev. A* **100**, 042301 (2019); M. M. Wilde, M. Tomamichel, S. Lloyd, and M. Berta, Gaussian Hypothesis Testing and Quantum Illumination, *Phys. Rev. Lett.* **119**, 120501 (2017).
- [36] I. S. Merrill, *Introduction to Radar Systems* (McGraw-Hill, New York, 1981).
- [37] J. I. Marcum, A statistical theory of target detection by pulsed radar: Mathematical Appendix, Research Memorandum RM-753, RAND Corporation, Santa Monica, CA (July 1, 1948). Reprinted in *IRE Trans. Inf. Theory* **IT-6**, 59 (1960).
- [38] W. Albersheim, A closed-form approximation to Robertson's detection characteristics, *Proc. IEEE* **69**, 839 (1981).
- [39] Q. Zhuang, Z. Zhang, and J. H. Shapiro, Entanglement-enhanced Neyman–Pearson target detection using quantum illumination, *J. Opt. Soc. Am. B* **34**, 1567 (2017).