



Deposited via The University of Sheffield.

White Rose Research Online URL for this paper:

<https://eprints.whiterose.ac.uk/id/eprint/158812/>

Version: Accepted Version

---

**Article:**

Selivanov, A., Fradkov, A. and Fridman, E. (2015) Passification-based decentralized adaptive synchronization of dynamical networks with time-varying delays. *Journal of the Franklin Institute*, 352 (1). pp. 52-72. ISSN: 0016-0032

<https://doi.org/10.1016/j.jfranklin.2014.10.007>

---

Article available under the terms of the CC-BY-NC-ND licence  
(<https://creativecommons.org/licenses/by-nc-nd/4.0/>).

**Reuse**

This article is distributed under the terms of the Creative Commons Attribution-NonCommercial-NoDerivs (CC BY-NC-ND) licence. This licence only allows you to download this work and share it with others as long as you credit the authors, but you can't change the article in any way or use it commercially. More information and the full terms of the licence here: <https://creativecommons.org/licenses/>

**Takedown**

If you consider content in White Rose Research Online to be in breach of UK law, please notify us by emailing [eprints@whiterose.ac.uk](mailto:eprints@whiterose.ac.uk) including the URL of the record and the reason for the withdrawal request.

# Passification-based decentralized adaptive synchronization of dynamical networks with time-varying delays<sup>☆</sup>

Anton Selivanov<sup>a</sup>, Alexander Fradkov<sup>a,b</sup>, Emilia Fridman<sup>c</sup>

<sup>a</sup>*Department of Theoretical Cybernetics, St. Petersburg State University, St. Petersburg, Russia*

<sup>b</sup>*Institute for Problems of Mechanical Engineering, Russian Academy of Sciences, St. Petersburg, Russia*

<sup>c</sup>*Department of Electrical Engineering-Systems, Tel Aviv University, Tel Aviv, Israel*

---

## Abstract

This paper is aimed at application of the passification based adaptive control to decentralized synchronization of dynamical networks. We consider Lurie type systems with hyper-minimum-phase linear parts and two types of nonlinearities: Lipschitz and matched. The network is assumed to have both instant and delayed time-varying interconnections. Agent model may also include delays. Based on the speed-gradient method decentralized adaptive controllers are derived, i. e. each controller measures only the output of the node it controls. Synchronization conditions for disturbance free networks and ultimate boundedness conditions for networks with disturbances are formulated. The proofs are based on Passification lemma in combination with Lyapunov-Krasovskii functionals technique. Numerical examples for the networks of 4 and 100 interconnected Chua systems are presented to demonstrate the efficiency of the proposed approach.

*Keywords:* networks, adaptive control, uncertain systems, delays

---

<sup>☆</sup>Partially supported by the Russian Foundation for Basic Research (project 14-08-01015), Israel Science Foundation (grant No. 754/10), Program of basic research of OEMMPU RAS 01 and Government of Russian Federation (Grant 074-U01 to ITMO University). A conference version of the paper has been presented in [1].

\*Corresponding author

*Email address:* antonselivanov@gmail.com (Anton Selivanov)

## 1. Introduction

Adaptive synchronization of dynamical networks has attracted a growing interest during recent years [2, 3, 4, 5, 6, 7, 8, 9, 10, 11]. It is motivated by a broad area of potential applications: networks of robots, formations of flying and underwater vehicles, control of industrial, electrical, communication, and production networks, etc. Although problems of decentralized control for networks of coupled systems were studied before, most of the existing works, e. g. [3, 4, 5, 6, 7, 8], deal with full state feedback and linear interconnections. Moreover, control variables usually appear in all equations of the network model. Such system models are quite restrictive for applications, where uncertainties of the system, nonlinear interconnections, switching structure of the network topology, nonlinear dynamics of the local subsystems and incomplete measurement of their states should be taken into account.

The key to solve the above problem is application of the passification approach. It was initially proposed in 1974 for a SIMO plant [12] and later was extended to a broad class of MIMO linear and nonlinear systems. Related versions are also known under names “adaptive systems with implicit reference models” [13], “adaptive control based on feedback Kalman-Yakubovich lemma” [14] and “simple adaptive control” [15, 16]. Adaptive system design proposed in the 1970s was sensitive to disturbances: an arbitrary small disturbance was able to destroy boundedness of the trajectories. Later regularization tricks to overcome difficulties were proposed, e. g. negative parametric feedback used in this paper. In the early papers on the passification based approach the restrictive hyper-minimum-phase condition was imposed. However later the so called “parallel feedforward compensator” (shunt) was proposed by Barkana in [17, 18] and extended in [19] that allowed one to relax hyper-minimum-phase condition requiring only minimum phaseness, without “relative degree one” property. Thus, relative degree one restriction has been removed. To simplify exposition and make more clear basic ideas we do not use shunts in this paper. The idea of shunt trick can be found in [19, 20] while detailed exposition is to appear

elsewhere.

A passification based approach to decentralized adaptive synchronization of the Lurie type networks with incomplete measurements and incomplete control was proposed in [21]. Here we extend these results to the case of time-varying  
 35 unknown interconnection delays and bounded disturbances.

For the synchronization of networks with delayed couplings and disturbances quite a number of papers have already been published [22, 23, 24, 25, 26, 27, 28, 29]. However, again, adaptive control laws were derived only for a narrow class of networks, such as fully-controlled and fully-measured agents. Some of  
 40 these works deal with non-switching topology or provide non-adaptive control.

In the current work we propose an adaptive decentralized algorithm for synchronization of networks with nonlinear delayed couplings that depend on time. We consider partly unknown Lurie type nonlinear systems with delayed interconnections and bounded disturbances. The controller does not use any infor-  
 45 mation about system parameters, but to ensure synchronization it is required that all subsystems belong to a special class described below (see conditions of Theorems 1, 2, 3, 4). Our approach is based on Passification lemma [30] and Lyapunov-Krasovskii method.

*Notations* used throughout the paper is fairly standard. The fields of real  
 50 and complex numbers are denoted by  $\mathbb{R}, \mathbb{C}$ .  $\mathbb{R}^n$  is  $n$ -dimensional Euclidean space with Euclidean norm  $\|x\| = \sqrt{\sum_{i=1}^n x_i^2}$ .  $\mathcal{C}[a, b]$  is a space of continuous functions mapping the interval  $[a, b]$  into  $\mathbb{R}^n$  with a norm  $\|\phi\|_{\mathcal{C}} = \max_{s \in [a, b]} \|\phi(s)\|$ . As usual  $I$  is an identity matrix,  $A^T$  is transposed matrix  $A$ ,  $\lambda_{\max}(A)$  is the maximum eigen value of a square matrix  $A$ ,  $\text{sign } p = -1$  for  $p < 0$ ,  $0$  for  $p = 0$   
 55 and  $1$  for  $p > 0$ .

Some preliminary results were presented in [1].

### 1.1. Passification method

**Definition 1.** For given  $A \in \mathbb{R}^{n \times n}$ ,  $B \in \mathbb{R}^n$ ,  $C \in \mathbb{R}^{l \times n}$ ,  $g \in \mathbb{R}^l$  a transfer function  $g^T W(s) = g^T C(sI - A)^{-1} B$  is called hyper-minimum-phase if the  
 60 polynomial  $g^T W(s) \det(sI - A)$  is Hurwitz and  $g^T C B$  is a positive number.

To formulate main results we will need Passification lemma in the following form [31].

**Lemma 1 (Passification lemma).** *Let the matrices  $A \in \mathbb{R}^{n \times n}$ ,  $B \in \mathbb{R}^n$ ,  $C \in \mathbb{R}^{l \times n}$ ,  $g \in \mathbb{R}^l$  be given. Then for existence of a positive-definite  $n \times n$ -matrix  $P = P^T > 0$  and a vector  $\theta_* \in \mathbb{R}^l$  such that*

$$PA_* + A_*^T P < 0, \quad PB = C^T g, \quad (1)$$

where  $A_* = A - B\theta_*^T C$ , it is necessary and sufficient that the function  $g^T W(s) = g^T C(sI - A)^{-1} B$  is hyper-minimum-phase.

**Remark 1.** *Consider a linear system*

$$\dot{x} = Ax + Bu, \quad y = Cx. \quad (2)$$

It follows from Passification lemma (see [20] for details) that if  $g^T C(sI - A)^{-1} B$  is hyper-minimum-phase then there exists  $\theta_*$  such that the input  $u = -\theta_*^T y + v$  makes the system (2) strictly passive with respect to a new input  $v$ , i. e. there exist a nonnegative scalar function  $V(x)$  and a scalar function  $\rho(x)$ , where  $\rho(x) > 0$  for  $x \neq 0$ , such that

$$V(x) \leq V(x_0) + \int_0^t [v(t)^T g^T y(t) - \rho(x(t))] dt$$

65 for any solution of the system (2) satisfying  $x(0) = x_0$ .

The last inequality has a simple physical interpretation. Function  $V(x)$  is an analog of system total energy. The term  $v(t)^T g^T y(t)$  can be interpreted as the power transmitted to the system, meaning that  $\int_0^t v(t)^T g^T y(t) dt$  is the energy transmitted to the system. The term  $\rho(x(t))$  reflects dissipation rate that arises  
70 due to energy loss (friction, for instance). Therefore, the last inequality is an energy balance for a system without internal energy sources.

It follows from Passification lemma that if  $g^T W(s)$  is hyper-minimum-phase then there exist  $P > 0$ ,  $\theta_*$ ,  $\varepsilon > 0$  such that

$$PA_* + A_*^T P < -\varepsilon I, \quad PB = C^T g, \quad (3)$$

where  $A_* = A - B\theta_*^T C$ .

The first inequality means that matrix  $A_*$  degree of stability is  $\varepsilon\lambda_{\max}^{-1}(P)$ . The value  $\varepsilon\lambda_{\max}^{-1}(P)$  has a crucial meaning for synchronization and we would like it to be as big as possible. The second relation  $PB = C^T g$  will be used to construct a realizable controller.

## 2. Problem statement

We will study networks dynamics of which are given by the following equations:

$$\begin{aligned} \dot{x}_i(t) &= Ax_i(t) + \varphi_0(t, x_i(t)) + \sum_{j=1}^N \varphi_{ij}(t, x_j(t)) \\ &\quad + \sum_{j=1}^N \psi_{ij}(t, x_j(t - \tau(t))) + Bu_i(t), \\ y_i(t) &= Cx_i(t), \quad t \geq t_0, \quad i = 1, \dots, N, \end{aligned} \tag{4}$$

with states  $x_i \in \mathbb{R}^n$ , inputs  $u_i \in \mathbb{R}$ , measurable outputs  $y_i \in \mathbb{R}^l$ , and constant matrices  $A$ ,  $B$ ,  $C$  having appropriate dimensions. Time-varying delay  $\tau(t)$  is assumed to be a differentiable function such that  $-h < t - \tau(t) < t$  ( $h > 0$ ) and  $\dot{\tau}(t) \leq d < 1$  for all  $t \geq t_0$ . Functions  $\varphi_0$ ,  $\varphi_{ij}$  and  $\psi_{ij}$  describe local dynamics of the nodes and their interactions. Note that the network model (4) admits delay in local agent dynamics described by the term  $\psi_{ii}(t, x_i(t - \tau(t)))$ . Throughout the paper we assume that  $\varphi_{ij}$  and  $\psi_{ij}$  satisfy Lipschitz condition with respect to the second argument with nonnegative constants  $L_{ij}$  and  $M_{ij}$ , i. e. for all  $t \geq t_0$  and any  $x, y \in \mathbb{R}^n$

$$\begin{aligned} \|\varphi_{ij}(t, x) - \varphi_{ij}(t, y)\| &\leq L_{ij}\|x - y\|, \\ \|\psi_{ij}(t, x) - \psi_{ij}(t, y)\| &\leq M_{ij}\|x - y\|. \end{aligned} \tag{5}$$

Functions  $\varphi_0$ ,  $\varphi_{ij}$  and  $\psi_{ij}$  are assumed satisfying standard conditions for existence and uniqueness of solutions of (4) for any piecewise continuous  $u_i(t)$  (see, e. g. [32] for details). Discontinuity of  $\varphi_{ij}$ ,  $\psi_{ij}$  in  $t$  reflects the switching character of the network.

Initial conditions for the system (4) are given by continuous functions  $x_i^0 \in \mathcal{C}[-h, 0]$ ,  $i = 1, \dots, N$  as follows:

$$x_i(t) = x_i^0(t), \quad \forall t \in [-h, 0]. \quad (6)$$

Here we deal with the problem of synchronization, therefore it is necessary to assume that the network (4) admits a synchronous solution  $\bar{x}(t)$ . Suppose that the system is synchronized and we do not need to control it, i. e.  $x_1(t) = \dots = x_N(t) = \bar{x}(t)$  and  $u_1(t) = \dots = u_N(t) = 0$  for all  $t \geq t_0$ . By substituting this values in equations (4) we derive that there should exist functions  $\Phi(t, x)$  and  $\Psi(t, x)$  such that for all  $i = 1, \dots, N$  and all  $t \geq t_0$

$$\begin{aligned} \sum_{j=1}^N \varphi_{ij}(t, \bar{x}(t)) &= \Phi(t, \bar{x}(t)), \\ \sum_{j=1}^N \psi_{ij}(t, \bar{x}(t)) &= \Psi(t, \bar{x}(t)). \end{aligned} \quad (7)$$

Here we assume that the controller of the  $i$ -th subsystem does not possess any information about other nodes. Then, to synchronize the network, a *leader* system is required:

$$\begin{aligned} \dot{x}_L(t) &= Ax_L(t) + \varphi_0(t, x_L(t)) + \Phi(t, x_L(t)) + \Psi(t, x_L(t - \tau(t))) + Bu_L(t), \\ y_L(t) &= Cx_L(t), \end{aligned} \quad (8)$$

where  $u_L$  is a known input signal. Initial condition for this system is given by  $x_L^0 \in \mathcal{C}[-h, 0]$ .

We will also assume that the controller does not know all system parameters. Therefore, in the control law the entries of  $A$ ,  $B$ ,  $C$  will not be used, although 85 to prove the convergence we need to know that the system belongs to a special class of systems given below.

The problem is formulated as follows: find functions  $u_i = U_i(t, y_i, y_L, u_L)$  such that for all solutions of the system (4), (6), (8) for all  $i = 1, \dots, N$

$$\lim_{t \rightarrow \infty} \|x_i(t) - x_L(t)\| = 0. \quad (9)$$

The problem is complicated by the fact that the system (4) is not fully controlled: subsystems are  $n$ -dimensional while control signals  $u_i$  are scalars. Therefore, the goal (9) cannot be always achieved (e. g. when  $B = 0$ ). Nevertheless, (9) can be satisfied in a special case, namely, we assume the following.

**Assumption 1.** *There exists  $g \in \mathbb{R}^l$  such that  $g^T C(sI - A)^{-1} B$  is hyper-minimum-phase.*

### 3. Controller design

First, by taking the difference between (4) and (8) we derive equations for the errors  $e_i(t) = x_i(t) - x_L(t)$

$$\begin{aligned} \dot{e}_i(t) &= Ae_i(t) + [\varphi_0(t, x_i(t)) - \varphi_0(t, x_L(t))] \\ &\quad + \sum_{j=1}^N [\varphi_{ij}(t, x_j(t)) - \varphi_{ij}(t, x_L(t))] \\ &\quad + \sum_{j=1}^N [\psi_{ij}(t, x_j(t - \tau(t))) - \psi_{ij}(t, x_L(t - \tau(t)))] \\ &\quad + B[u_i(t) - u_L(t)], \\ y_i(t) - y_L(t) &= C[x_i(t) - x_L(t)], \quad i = 1, \dots, N. \end{aligned} \tag{10}$$

The idea of the control algorithm is the following. If the system is synchronized than in view of (7) it is sufficient to apply zero forces to the subsystems (10), i. e.  $u_i = u_L$ . If the system is not synchronized than it is reasonable that the bigger difference  $y_i - y_L$  is the bigger force we should apply. Thereby, we arrive to the controllers:

$$u_i(t) - u_L(t) = -\theta_i^T [y_i(t) - y_L(t)]. \tag{11}$$

Since the system is uncertain the values of  $\theta_i$  are adjusted adaptively using the speed-gradient method [33].

Let us fix  $i = 1, \dots, N$ . Consider a goal function  $V_0(e_i) = \frac{1}{2} e_i^T P e_i$ . Denote  $\omega_i(e_i, \theta_i) = [\nabla_{e_i} V_0(e_i)]^T \dot{e}_i$ , where  $\dot{e}_i$  is given by (10), (11). Decentralized speed-gradient algorithm is introduced as follows:

$$\dot{\theta}_i = -\Gamma_i \nabla_{\theta_i} \omega_i(e_i, \theta_i, t) = \Gamma_i (e_i^T P B) [y_i - y_L],$$

$i = 1, \dots, N$ , where  $\Gamma_i = \Gamma_i^T > 0$  is  $l \times l$ -matrix. As soon as the conditions (3) are satisfied,  $PB = C^T g$ , therefore  $\dot{\theta}_i = \Gamma_i (e_i^T C^T g) [y_i - y_L] = \Gamma_i ([y_i - y_L]^T g) [y_i - y_L]$ . The term  $[y_i - y_L]^T g$  is a scalar, thus we can rewrite this equation in the form  $\dot{\theta}_i = \Gamma_i [y_i - y_L] [y_i - y_L]^T g$ . Finally, we derived the following adaptive controllers:

$$\begin{aligned} u_i(t) &= -\theta_i(t)^T [y_i(t) - y_L(t)] + u_L(t), \\ \dot{\theta}_i(t) &= \Gamma_i [y_i(t) - y_L(t)] [y_i(t) - y_L(t)]^T g. \end{aligned} \tag{12}$$

Initial values for  $\theta_i(t)$  can be chosen arbitrarily.

**Remark 2.** *The control law (12) includes undefined terms  $\Gamma_i$ . Synchronization conditions will be proved for all  $\Gamma_i > 0$ . The concrete values of  $\Gamma_i$  determine the speed of convergence. If  $\Gamma_i$  is too small, then the convergence will be slow. At the same time, large  $\Gamma_i$  may cause undesirable oscillations of  $\theta_i$ . Therefore, the question of optimal definition of  $\Gamma_i$  is still to be investigated. In the simulations presented here we took  $\Gamma_i = I$ .*

Adaptive decentralized controller (12) of the  $i$ -th node does not require the knowledge of  $y_j$  with  $j \neq i$ . At the same time the terms  $\varphi_{ij}$ ,  $\psi_{ij}$  depend on  $y_j$  and may prevent the system from synchronization. Therefore, to synchronize the system with (12) one need to ensure that the influence of  $\varphi_{ij}$ ,  $\psi_{ij}$  is small enough. Note that unlike the so-called pinning control [34, 35, 36, 37] we do not impose any conditions that guarantee that pinning terms  $\phi_{ij}$ ,  $\psi_{ij}$  have a positive effect on synchronization. In what follows we derive conditions on Lipschitz constants  $L_{ij}$ ,  $M_{ij}$  such that (12) ensures (9) for the network under consideration.

#### 4. Synchronization conditions

In order to formulate synchronization conditions for the system (4), (6), (8), (12) we introduce notations:

$$\begin{aligned}\bar{L} &= \max_{i=1,\dots,N} \sum_{j=1}^N [L_{ij} + L_{ji}], \\ \bar{M} &= \max_{i=1,\dots,N} \sum_{j=1}^N \left[ M_{ij} + \frac{M_{ji}}{1-d} \right],\end{aligned}\tag{13}$$

where  $L_{ij}$ ,  $M_{ij}$  are from (5),  $d$  is the upper bound for derivative of a time-varying delay:  $\dot{\tau}(t) \leq d$ . Values  $\bar{L}$  and  $\bar{M}$  have the meaning of couplings' strengths. As soon as the controllers (12) are decentralized this values are required to be small.

##### 4.1. Lipschitz type nonlinearity

Synchronization conditions will be formulated for two types of nonlinearity  $\varphi_0$ . We begin with Lipschitz type nonlinearity.

**Assumption 2.** *Function  $\varphi_0(t, x)$  satisfies Lipschitz condition with respect to  $x$  uniformly on  $t \geq t_0$  with a positive constant  $L_0$ , that is for all  $t \geq t_0$  and any  $x, y \in \mathbb{R}^n$*

$$\|\varphi_0(t, x) - \varphi_0(t, y)\| \leq L_0 \|x - y\|.$$

**Theorem 1 (Lipschitz nonlinearity).** *Consider the network (4) subject to (5) and the leader system (8). Let Assumption 1 hold with  $g \in \mathbb{R}^l$  and, thus, (3) is feasible for some  $P > 0$ ,  $\varepsilon > 0$ , and  $\theta_*$ . Let Assumption 2 be valid with some  $L_0 > 0$ . If the following inequality holds*

$$2L_0 + \bar{L} + \bar{M} < \frac{\varepsilon}{\lambda_{\max}(P)}\tag{14}$$

where  $\bar{L}$  and  $\bar{M}$  are given by (13), then the adaptive control algorithm (12) ensures synchronization (9). Moreover, all tunable parameters  $\theta_i(t)$  will tend to constant values.

*Proof.* Denote  $e_i^t = e_i(t + \theta)$ ,  $\theta \in [-\tau(t), 0]$  and consider the following Lyapunov-Krasovskii functional

$$V(t, e_1^t, \dots, e_N^t) = V_1 + V_2 + V_3, \quad (15)$$

where

$$\begin{aligned} V_1 &= \sum_{i=1}^N e_i^T(t) P e_i(t), & V_2 &= \sum_{i=1}^N (\theta_i - \theta_*)^T \Gamma_i^{-1} (\theta_i - \theta_*), \\ V_3 &= \sum_{i=1}^N \int_{t-\tau(t)}^t e_i^T(s) Q_i e_i(s) ds, \end{aligned}$$

with  $Q_i = \frac{\lambda_{\max}(P)}{1-d} \sum_{j=1}^N M_{ji} I \geq 0$ .

Now calculate a derivative of  $V$  along the trajectories of the system (10),

125 (12).

$$\begin{aligned} \dot{V}_1 &= \sum_{i=1}^N [e_i^T(t) P \dot{e}_i(t) + \dot{e}_i^T(t) P e_i(t)] = \sum_{i=1}^N e_i^T(t) [PA + A^T P] e_i(t) \\ &+ 2 \sum_{i=1}^N e_i^T(t) P [\varphi_0(t, x_i(t)) - \varphi_0(t, x_L(t))] \\ &+ 2 \sum_{i=1}^N e_i^T(t) P \sum_{j=1}^N [\varphi_{ij}(t, x_j(t)) - \varphi_{ij}(t, x_L(t))] \\ &+ 2 \sum_{i=1}^N e_i^T(t) P \sum_{j=1}^N [\psi_{ij}(t, x_j(t-\tau)) - \psi_{ij}(t, x_L(t-\tau))] \\ &- 2 \sum_{i=1}^N e_i^T(t) P B \theta_i^T(t) [y_i(t) - y_L(t)]. \end{aligned}$$

In view of Assumption 2

$$2 \sum_{i=1}^N e_i^T(t) P [\varphi_0(t, x_i(t)) - \varphi_0(t, x_L(t))] \leq 2\lambda_{\max}(P) L_0 \sum_{i=1}^N \|e_i(t)\|^2. \quad (16)$$

Further,

$$\begin{aligned}
& \left| 2 \sum_{i=1}^N e_i^T(t) P \sum_{j=1}^N [\varphi_{ij}(t, x_j(t)) - \varphi_{ij}(t, x_L(t))] \right| \\
& \leq \left| \sum_{i=1}^N \sum_{j=1}^N 2\lambda_{\max}(P) L_{ij} e_i^T(t) e_j(t) \right| \\
& \leq \sum_{i=1}^N \sum_{j=1}^N \lambda_{\max}(P) L_{ij} [\|e_i(t)\|^2 + \|e_j(t)\|^2] \\
& = \lambda_{\max}(P) \sum_{i=1}^N \|e_i(t)\|^2 \sum_{j=1}^N [L_{ij} + L_{ji}] \\
& \leq \lambda_{\max}(P) \bar{L} \sum_{i=1}^N \|e_i(t)\|^2
\end{aligned} \tag{17}$$

and

$$\begin{aligned}
& \left| 2 \sum_{i=1}^N e_i^T(t) P \sum_{j=1}^N [\psi_{ij}(t, x_j(t-\tau)) - \psi_{ij}(t, x_L(t-\tau))] \right| \\
& \leq \left| \sum_{i=1}^N \sum_{j=1}^N 2\lambda_{\max}(P) M_{ij} e_i^T(t) e_j(t-\tau) \right| \\
& \leq \sum_{i=1}^N \sum_{j=1}^N \lambda_{\max}(P) M_{ij} [\|e_i(t)\|^2 + \|e_j(t-\tau)\|^2].
\end{aligned}$$

Thus,

$$\begin{aligned}
\dot{V}_1 & \leq \sum_{i=1}^N e_i^T(t) [PA + A^T P] e_i(t) \\
& + 2\lambda_{\max}(P) L_0 \sum_{i=1}^N \|e_i(t)\|^2 + \lambda_{\max}(P) \bar{L} \sum_{i=1}^N \|e_i(t)\|^2 \\
& + \sum_{i=1}^N \sum_{j=1}^N \lambda_{\max}(P) M_{ij} [\|e_i(t)\|^2 + \|e_j(t-\tau(t))\|^2] \\
& - 2 \sum_{i=1}^N e_i^T(t) P B \theta_i^T(t) [y_i(t) - y_L(t)].
\end{aligned}$$

Now keeping in mind that  $C^T g = PB$  we calculate a derivative of  $V_2$ :

$$\begin{aligned}
\dot{V}_2 &= 2 \sum_{i=1}^N (\theta_i(t) - \theta_*)^T \Gamma_i^{-1} \dot{\theta}_i(t) \\
&= 2 \sum_{i=1}^N (\theta_i(t) - \theta_*)^T [y_i(t) - y_L(t)] [y_i(t) - y_L(t)]^T g \\
&= 2 \sum_{i=1}^N (\theta_i(t) - \theta_*)^T [y_i(t) - y_L(t)] e_i^T(t) C^T g \\
&= 2 \sum_{i=1}^N e_i^T(t) P B \theta_i^T(t) [y_i(t) - y_L(t)] \\
&\quad - 2 \sum_{i=1}^N e_i^T(t) P B \theta_*^T C e_i(t).
\end{aligned}$$

Finally, a derivative of  $V_3$  is:

$$\begin{aligned}
\dot{V}_3 &= \sum_{i=1}^N [e_i^T(t) Q_i e_i(t) - (1 - \dot{\tau}(t)) e_i^T(t - \tau) Q_i e_i(t - \tau)] \\
&\leq \sum_{i=1}^N \left[ \|e_i(t)\|^2 \frac{\lambda_{\max}(P)}{1-d} \sum_{j=1}^N M_{ji} - (1-d) \|e_i(t - \tau(t))\|^2 \frac{\lambda_{\max}(P)}{1-d} \sum_{j=1}^N M_{ji} \right].
\end{aligned}$$

Summing up all derivatives and using notation  $A_* = A - B\theta_*^T C$  we obtain:

$$\begin{aligned}
\dot{V} &\leq \sum_{i=1}^N e_i^T(t) [P A_* + A_*^T P] e_i(t) + (2L_0 \lambda_{\max}(P) \\
&\quad + \bar{L} \lambda_{\max}(P) + \bar{M} \lambda_{\max}(P)) \sum_{i=1}^N \|e_i(t)\|^2 \\
&\leq (-\varepsilon + 2L_0 \lambda_{\max}(P) + \bar{L} \lambda_{\max}(P) + \bar{M} \lambda_{\max}(P)) \sum_{i=1}^N \|e_i(t)\|^2.
\end{aligned}$$

Thus,

$$\dot{V} \leq -\mu \sum_{i=1}^N \|e_i(t)\|^2 \leq 0,$$

where  $\mu = \varepsilon - 2L_0 \lambda_{\max}(P) - \bar{L} \lambda_{\max}(P) - \bar{M} \lambda_{\max}(P) > 0$ . Function  $V_t(t) = V(t, e_1^t, \dots, e_N^t)$  can be presented as

$$V_t(t) = V_t(0) + \int_0^t \dot{V}_t(s) ds \leq V_t(0) - \mu \int_0^t \sum_{i=1}^N \|e_i(s)\|^2 ds.$$

As far as  $x_i^0, x_L^0 \in \mathcal{C}([-h, 0])$ , i. e. bounded functions,  $V_t(0) < \infty$  and thus  $V_t(t)$  is bounded. But if  $\exists i = 1, \dots, N : \theta_i(t) \xrightarrow[t \rightarrow \infty]{} \infty$  then  $V_t(t) \xrightarrow[t \rightarrow \infty]{} \infty$  which is not possible. Thus all  $\theta_i(t)$  are bounded.

As soon as  $V_t$  is bounded and  $V_t(0)$  is finite,  $\int_0^t \sum_{i=1}^N \|e_i(s)\|^2 ds < \infty$ . By  
130 applying Barbalat's lemma [38] we conclude that  $e_i(t) \rightarrow 0$  while  $t \rightarrow \infty$  for all  $i = 1, \dots, N$ . In other words, zero solution of the system (10), (12) is asymptotically stable. Since  $\varphi_0(t, x)$  satisfies Lipschitz condition all solutions of (4) and (8) exist for all  $t \geq t_0$ . Therefore  $\lim_{t \rightarrow \infty} \|x_i(t) - x_L(t)\| = 0$  for  $i = 1, \dots, N$ .

Finally, to prove that all  $\theta_i(t)$  tend to some constant values let us integrate the second equation of (12):

$$\begin{aligned} \theta_i(t) &= \theta_i(0) + \Gamma_i \int_0^t [y_i(s) - \bar{y}(s)] [y_i(s) - \bar{y}(s)]^T g ds = \\ & \theta_i(0) + \Gamma_i \int_0^t e_i^T(s) C^T g C e_i(s) ds. \end{aligned}$$

135 The term  $\int_0^\infty e_i^T(s) C^T g C e_i(s) ds$  is finite as far as  $\int_0^\infty e_i^T(s) P e_i(s) ds < \infty$  and therefore there exist finite  $\lim_{t \rightarrow \infty} \theta_i(t) = \theta_i(0) + \Gamma_i \int_0^\infty e_i^T(s) C^T g C e_i(s) ds$ . ■

**Remark 3.** Note that the boundedness of  $x_i(t)$  is not proved in the theorem. In fact the trajectories  $x_i$  may be unbounded. However, if  $x_L(t)$  is bounded then  $x_i(t)$  are bounded too.

#### 140 4.2. Matched nonlinearity

Now we consider the second class of nonlinearities.

**Assumption 3.** There exists a function  $h_0(t, Cx) : [t_0, \infty) \times \mathbb{R}^l$  such that

$$\varphi_0(t, x) = B h_0(t, Cx)$$

and for all initial conditions from  $\mathcal{C}[-h, 0]$  and piecewise continuous  $u_i$  equations (4), (8) have solutions for all  $t \geq t_0$ .

Function  $\varphi_0$  that satisfies Assumption 3 is called *matched nonlinearity* since it  
145 can be canceled by a control signal  $u = -h_0(t, y)$ . Further we consider the case where  $h_0$  is unknown.

**Theorem 2 (Matched nonlinearity).** Consider the network (4) subject to (5) and the leader system (8). Let Assumption 1 hold with  $g \in \mathbb{R}^l$  and, thus, (3) is feasible for some  $P > 0$ ,  $\varepsilon > 0$ , and  $\theta_*$ . Let Assumption 3 be valid and assume that  $h_0$  satisfies

$$(\zeta_1 - \zeta_2)^T g(h_0(t, \zeta_1) - h_0(t, \zeta_2)) \leq 0, \quad \forall \zeta_1, \zeta_2 \in \mathbb{R}^l. \quad (18)$$

If the following inequality holds

$$\bar{L} + \bar{M} < \frac{\varepsilon}{\lambda_{\max}(P)}, \quad (19)$$

where  $\bar{L}$  and  $\bar{M}$  are given by (13), then the adaptive control algorithm (12) ensures synchronization (9). Moreover, all tunable parameters  $\theta_i(t)$  tend to constant values.

*Proof* is similar to the proof of Theorem 1. Consider the functional (15) with the same  $V_1, V_2, V_3$ . Calculating the bound for  $\dot{V}$  yields:

$$\begin{aligned} \dot{V} &\leq -\mu' \sum_{i=1}^N \|e_i(t)\|^2 \\ &\quad + 2 \sum_{i=1}^N e_i^T(t) P [\varphi_0(t, x_i(t)) - \varphi_0(t, x_L(t))], \end{aligned}$$

where  $\mu' = \varepsilon - \bar{L}\lambda_{\max}(P) - \bar{M}\lambda_{\max}(P) > 0$ . As far as  $\varphi_0(t, x) = Bh_0(t, Cx)$ ,  $PB = C^T g$  and  $h_0$  satisfies (18), we obtain:

$$\begin{aligned} &2 \sum_{i=1}^N e_i^T(t) P [\varphi_0(t, x_i(t)) - \varphi_0(t, x_L(t))] \\ &= 2 \sum_{i=1}^N e_i^T(t) PB [h_0(t, Cx_i(t)) - h_0(t, Cx_L(t))] \\ &= 2 \sum_{i=1}^N [y_i(t) - y_L(t)]^T g [h_0(t, y_i(t)) - h_0(t, y_L(t))] \leq 0. \end{aligned}$$

150 Therefore,  $\dot{V} \leq -\mu' \sum_{i=1}^N \|e_i(t)\|^2$ . The end of the proof is similar to the end of the proof for Theorem 1. ■

**Remark 4.** Note that (14) turns into (19) when  $L_0 = 0$ . That is, condition (19) are less restrictive. This relaxation is received by imposing structural conditions on  $\varphi_0$ . Hence we can conclude that if  $\varphi_0$  is matched nonlinearity with  $h_0$  satisfying (18) then it is reasonable to use Theorem 2. If it is not then Theorem 1 should be applied.

**Remark 5.** Results of Theorems 1, 2 are delay-independent, i. e. it is not important how big the value of  $\tau(t)$  is.

**Remark 6.** Sometimes it is necessary to consider a case of nonequal delays. In this case the delayed term in (4) is replaced by  $\sum_{j=1}^N \psi_{ij}(t, x_j(t - \tau_{ij}(t)))$ , where  $\tau_{ij}(t)$  are such that  $\dot{\tau}_{ij} \leq d$ . For this instance the convergence conditions are same as in Theorems 1, 2. To prove that one should take  $V_3 = \frac{\lambda_{\max}(P)}{1-d} \sum_{i=1}^N \sum_{j=1}^N M_{ji} \int_{t-\tau_{ij}(t)}^t e_i^T(s) e_i(s) ds$ . Unfortunately, to ensure the existence of the synchronous solution for the system (4) with  $u_i \equiv 0$  we should assume that  $\forall i, k$

$$\sum_{j=1}^N \psi_{ij}(t, x(t - \tau_{ij}(t))) = \sum_{j=1}^N \psi_{kj}(t, x(t - \tau_{kj}(t))).$$

This assumption is too formal because its fulfillment in general depends mainly on the values of the particular process  $x(t)$  in different moments of time. That seems to have no practical implementation.

## 5. Ultimate boundedness of disturbed system

An important issue for control system design is providing its robustness with respect to disturbances unmodelled dynamics. It is well known however that many adaptive systems do not possess such a property that makes their behavior very sensitive to inevitable impreciseness of the plant model. Even boundedness of the closed loop system trajectories cannot be guaranteed in many cases. Among various robustification methods one of the most popular ones is introduction of negative feedback into the adaptation algorithm ( $\sigma$ -modification).

170 However, this method was not examined before for the plants affected by de-  
 lay. Below it is demonstrated that  $\sigma$ -modification ensures robust behavior and  
 ultimate boundedness for the controlled network affected by both delays and  
 bounded disturbances.

Consider the system (4) with disturbances:

$$\begin{aligned} \dot{x}_i(t) &= Ax_i(t) + \varphi_0(t, x_i(t)) + \sum_{j=1}^N \varphi_{ij}(t, x_j(t)) \\ &+ \sum_{j=1}^N \psi_{ij}(t, x_j(t - \tau(t))) + Bu_i(t) + w_i(t), \\ y_i(t) &= Cx_i(t), \quad t \geq t_0, \quad i = 1, \dots, N, \end{aligned} \quad (20)$$

where  $x_i, u_i, y_i, A, B, C, \varphi_0, \varphi_{ij}, \psi_{ij}$  are the same as in (4) and  $w_i \in \mathbb{R}^n$   
 175 are unknown bounded disturbances:  $\|w_i\| \leq \Delta_i$ . In contrast to (4) here we  
 assume that time-varying delay  $\tau(t)$  is a *bounded* differentiable function such  
 that  $0 \leq \tau(t) \leq h$  and  $\dot{\tau}(t) \leq d < 1$  for all  $t \geq t_0$ .

Since the system contains disturbances instead of (9) we consider the fol-  
 lowing control goal:

$$\lim_{t \rightarrow \infty} \sum_{i=1}^N \|x_i(t) - x_L(t)\|^2 < b. \quad (21)$$

It turns out that in this case under the control law (12) tuning parameters  
 $\theta_i$  tend to infinity, that is  $\|\theta_i\| \rightarrow \infty$  while  $t \rightarrow \infty$ . To ensure boundedness of  $\theta_i$   
 a regularized controller will be used:

$$\begin{aligned} u_i(t) &= -\theta_i(t)^T [y_i(t) - y_L(t)] + u_L(t), \\ \dot{\theta}_i(t) &= \Gamma_i [y_i(t) - y_L(t)] [y_i(t) - y_L(t)]^T g - \alpha \theta_i(t), \end{aligned} \quad (22)$$

where  $\Gamma_i = \Gamma_i^T > 0$  is  $l \times l$ -matrix and  $\alpha > 0$ .

To formulate the following result we introduce notation:

$$\bar{M}_h = \max_{i=1, \dots, N} \sum_{j=1}^N \left[ e^{\alpha h} M_{ij} + \frac{M_{ji}}{1-d} \right], \quad (23)$$

where  $L_{ij}, M_{ij}$  are from (5),  $h$  and  $d$  are upper bounds for the time-varying  
 180 delay and its derivative:  $0 \leq \tau(t) \leq h, \dot{\tau}(t) \leq d < 1$ , and  $\alpha$  is a controller  
 parameter.

As previously two types of nonlinearities  $\varphi_0$  will be considered: Lipschitz continuous and matched nonlinearities.

### 5.1. Lipschitz type nonlinearity

**Theorem 3 (Boundedness with Lipschitz nonlinearity).** *Consider the network (20) subject to (5) and the leader system (8). Let Assumption 1 hold with  $g \in \mathbb{R}^l$  and, thus, (3) is feasible for some  $P > 0$ ,  $\varepsilon > 0$ , and  $\theta_*$ . Let Assumption 2 be valid with some  $L_0 > 0$ . If*

$$\mu = \frac{\varepsilon}{\lambda_{\max}(P)} - 2L_0 - \bar{L} - \bar{M}_h - \alpha \geq 0 \quad (24)$$

where  $\bar{L}$  and  $\bar{M}_h$  are given by (13) and (23), then the adaptive control algorithm (22) ensures (21) with

$$b = \frac{\lambda_{\max}(P)}{\alpha\mu\lambda_{\min}(P)} \sum_{i=1}^N \Delta_i^2 + \frac{1}{\lambda_{\min}(P)} \sum_{i=1}^N \theta_*^T \Gamma_i^{-1} \theta_*. \quad (25)$$

185 Moreover, all tunable parameters  $\theta_i(t)$  stay bounded on the time interval  $[0, \infty)$  for all  $i = 1, \dots, N$ .

*Proof.* Denote  $e_i^t = e_i(t + \theta)$ ,  $\theta \in [-\tau(t), 0]$  and consider the following functional

$$V(t, e_1^t, \dots, e_N^t) = V_1 + V_2 + V_4, \quad (26)$$

where  $V_1$  and  $V_2$  are the same as in (15) and

$$V_4 = \sum_{i=1}^N \int_{t-\tau(t)}^t e^{-\alpha(t-s)} e_i^T(s) Q_i e_i(s) ds,$$

with  $Q_i = \frac{\lambda_{\max}(P)}{1-d} \sum_{j=1}^N M_{ji} I \geq 0$ .

By subtracting (8) from (20) we derive equations for the errors  $e_i(t)$ . Deriva-

tive of  $V$  is given by:

$$\begin{aligned}
\dot{V}_1 &= \sum_{i=1}^N [e_i^T(t)P\dot{e}_i(t) + \dot{e}_i^T(t)Pe_i(t)] = \sum_{i=1}^N e_i^T(t)[PA + A^TP]e_i(t) \\
&+ 2 \sum_{i=1}^N e_i^T(t)P[\varphi_0(t, x_i(t)) - \varphi_0(t, x_L(t))] \\
&+ 2 \sum_{i=1}^N e_i^T(t)P \sum_{j=1}^N [\varphi_{ij}(t, x_j(t)) - \varphi_{ij}(t, x_L(t))] \\
&+ 2 \sum_{i=1}^N e_i^T(t)P \sum_{j=1}^N [\psi_{ij}(t, x_j(t-\tau)) - \psi_{ij}(t, x_L(t-\tau))] \\
&- 2 \sum_{i=1}^N e_i^T(t)PB\theta_i^T(t)[y_i(t) - y_L(t)] + 2 \sum_{i=1}^N e_i^T(t)Pw_i(t).
\end{aligned}$$

Note that

$$\begin{aligned}
&\left| 2 \sum_{i=1}^N e_i^T(t)P \sum_{j=1}^N [\psi_{ij}(t, x_j(t-\tau)) - \psi_{ij}(t, x_L(t-\tau))] \right| \\
&\leq \left| \sum_{i=1}^N \sum_{j=1}^N 2\lambda_{\max}(P)M_{ij}e_i^T(t)e_j(t-\tau(t)) \right| \\
&\leq \sum_{i=1}^N \sum_{j=1}^N \lambda_{\max}(P)M_{ij} [e^{\alpha h}\|e_i(t)\|^2 + e^{-\alpha h}\|e_j(t-\tau)\|^2]
\end{aligned}$$

and

$$2 \sum_{i=1}^N e_i^T(t)Pw_i(t) \leq \mu \sum_{i=1}^N e_i^T(t)Pe_i(t) + \frac{1}{\mu} \sum_{i=1}^N w_i^T(t)Pw_i(t).$$

Using the last two inequalities and (16), (17) we find that

$$\begin{aligned}
\dot{V}_1 &\leq \sum_{i=1}^N e_i^T(t) [PA + A^T P] e_i(t) \\
&\quad + 2\lambda_{\max}(P)L_0 \sum_{i=1}^N \|e_i(t)\|^2 + \lambda_{\max}(P)\bar{L} \sum_{i=1}^N \|e_i(t)\|^2 \\
&\quad + \sum_{i=1}^N \sum_{j=1}^N \lambda_{\max}(P)M_{ij} [e^{\alpha h} \|e_i(t)\|^2 + e^{-\alpha h} \|e_j(t - \tau(t))\|^2] \\
&\quad - 2 \sum_{i=1}^N e_i^T(t) PB\theta_i^T(t) [y_i(t) - y_L(t)] + \mu \sum_{i=1}^N e_i^T(t) P e_i(t) \\
&\quad + \frac{1}{\mu} \sum_{i=1}^N w_i^T(t) P w_i(t).
\end{aligned}$$

Now keeping in mind that  $C^T g = PB$  we calculate a derivative of  $V_2$ :

$$\begin{aligned}
\dot{V}_2 &= 2 \sum_{i=1}^N (\theta_i(t) - \theta_*)^T \Gamma_i^{-1} \dot{\theta}_i(t) \\
&= 2 \sum_{i=1}^N (\theta_i(t) - \theta_*)^T [y_i(t) - y_L(t)] [y_i(t) - y_L(t)]^T g \\
&\quad - 2\alpha \sum_{i=1}^N (\theta_i(t) - \theta_*)^T \Gamma_i^{-1} \theta_i(t) \\
&= 2 \sum_{i=1}^N e_i^T(t) PB\theta_i^T(t) [y_i(t) - y_L(t)] - 2 \sum_{i=1}^N e_i^T(t) PB\theta_*^T C e_i(t) \\
&\quad - \alpha \sum_{i=1}^N (\theta_i(t) - \theta_*)^T \Gamma_i^{-1} (\theta_i(t) - \theta_*) + \alpha \sum_{i=1}^N \theta_*^T \Gamma_i^{-1} \theta_*.
\end{aligned}$$

Derivative of  $V_4$  is:

$$\begin{aligned}
\dot{V}_4 &= \sum_{i=1}^N [e_i^T(t) Q_i e_i(t) \\
&\quad - (1 - \dot{\tau}(t)) e^{-\alpha\tau(t)} e_i^T(t - \tau(t)) Q_i e_i(t - \tau(t))] - \alpha V_4 \\
&\leq \sum_{i=1}^N \left[ \|e_i(t)\|^2 \frac{\lambda_{\max}(P)}{1-d} \sum_{j=1}^N M_{ji} \right. \\
&\quad \left. - (1-d) e^{-\alpha h} \|e_i(t - \tau(t))\|^2 \frac{\lambda_{\max}(P)}{1-d} \sum_{j=1}^N M_{ji} \right] - \alpha V_4.
\end{aligned}$$

Summing up all derivatives we obtain:

$$\dot{V} + \alpha V - \beta \leq \eta \sum_{i=1}^N \|e_i(t)\|^2 + \frac{\lambda_{\max}(P)}{\mu} \sum_{i=1}^N \Delta_i^2 + \alpha \sum_{i=1}^N \theta_*^T \Gamma_i^{-1} \theta_* - \beta,$$

where  $\eta = -\varepsilon + 2L_0\lambda_{\max}(P) + \bar{L}\lambda_{\max}(P) + \bar{M}_h\lambda_{\max}(P) + \mu\lambda_{\max}(P) + \alpha\lambda_{\max}(P)$ .

From the conditions of the theorem it follows that there exists  $\mu > 0$  such that

$\eta < 0$ . Let  $\beta = \frac{\lambda_{\max}(P)}{\mu} \sum_{i=1}^N \Delta_i^2 + \alpha \sum_{i=1}^N \theta_*^T \Gamma_i^{-1} \theta_*$ . Then

$$\dot{V} \leq -\alpha V + \beta.$$

From the comparison principle [38] it follows that:

$$V(t, e_1^t, \dots, e_N^t) \leq \left( V(t_0, e_1^{t_0}, \dots, e_N^{t_0}) - \frac{\beta}{\alpha} \right) e^{-\alpha(t-t_0)} + \frac{\beta}{\alpha}. \quad (27)$$

Therefore,

$$\lim_{t \rightarrow \infty} \sum_{i=1}^N \|e_i(t)\|^2 \leq b$$

with

$$b = \frac{\beta}{\lambda_{\min}(P)\alpha} = \frac{\lambda_{\max}(P)}{\alpha\mu\lambda_{\min}(P)} \sum_{i=1}^N \Delta_i^2 + \frac{1}{\lambda_{\min}(P)} \sum_{i=1}^N \theta_*^T \Gamma_i^{-1} \theta_*.$$

From (27) it follows that  $V$  is bounded, therefore all  $\theta_i$  are bounded. ■

## 5.2. Matched nonlinearity

**Theorem 4 (Boundedness with matched nonlinearity).** *Consider the network (20) subject to (5) and the leader system (8). Let Assumption 1 hold with  $g \in \mathbb{R}^l$  and, thus, (3) is feasible for some  $P > 0$ ,  $\varepsilon > 0$ , and  $\theta_*$ . Let Assumption 3 be valid and assume that  $h_0$  satisfies*

$$(\zeta_1 - \zeta_2)^T g(h_0(t, \zeta_1) - h_0(t, \zeta_2)) \leq 0, \quad \forall \zeta_1, \zeta_2 \in \mathbb{R}^l. \quad (28)$$

If the following inequality holds

$$\mu = \frac{\varepsilon}{\lambda_{\max}(P)} - \bar{L} - \bar{M}_h - \alpha \geq 0, \quad (29)$$

where  $\bar{L}$  and  $\bar{M}_h$  are given by (13) and (23), then the adaptive control algorithm (22) ensures (21) with

$$b = \frac{\lambda_{\max}(P)}{\alpha\mu\lambda_{\min}(P)} \sum_{i=1}^N \Delta_i^2 + \frac{1}{\lambda_{\min}(P)} \sum_{i=1}^N \theta_*^T \Gamma_i^{-1} \theta_*. \quad (30)$$

190 Moreover, all tunable parameters  $\theta_i(t)$  stay bounded on the time interval  $[0, \infty)$  for all  $i = 1, \dots, N$ .

*Proof* of Theorem 4 is similar to the proof of Theorems 2 and 3 and, therefore, is omitted here.

## 6. Numerical example

To demonstrate the efficiency of the proposed algorithm we make use of a celebrated Chua circuit [39]. A network of four connected Chua circuits with disturbances where the first component of each system is measured and controlled can be presented in the form:

$$\begin{aligned} \dot{s}_i(t) &= As_i(t) + Bh_0(\xi_i(t)) + Bu(t) + \sum_{j=1}^4 \varphi_{ij}(t, s_j(t)) \\ &\quad + \sum_{j=1}^4 \psi_{ij}(t, s_j(t - \tau(t))) + w_i(t), \\ \xi_i(t) &= Cs_i(t), \quad i = 1, \dots, 4, \end{aligned} \tag{31}$$

where  $s_i = (x_i, y_i, z_i)^T$ ,  $h_0(\xi) = -\frac{p}{2}(m_0 - m_1)(|\xi + 1| - |\xi - 1| - 2\xi)$ ,  $p > 0$ ,  $q > 0$ ,  $m_0 < m_1 < 0$ ,

$$A = \begin{pmatrix} -(1 + m_0)p & p & 0 \\ 1 & -1 & 1 \\ 0 & -q & 0 \end{pmatrix}, \quad B = \begin{pmatrix} 1 \\ 0 \\ 0 \end{pmatrix}, \quad C = \begin{pmatrix} 1 \\ 0 \\ 0 \end{pmatrix}^T.$$

Suppose that the values of  $m_0$  and  $m_1$  are known while  $p$ ,  $q$  are unknown. The only information that we possess about  $p$ ,  $q$  is that they belong to some intervals of possible values, i. e.  $p \in [p_1, p_2]$ ,  $q \in [q_1, q_2]$  ( $p_1 > 0$ ,  $q_1 > 0$ ).

Consider the following interconnections:

$$\begin{aligned}
\varphi_{12}(t, s_2) &= \sigma(0.5 \sin x_2, 0, 0)^T, & \varphi_{13}(t, s_3) &= \sigma(0, 0.5y_3 \sin t, 0)^T, \\
\varphi_{21}(t, s_1) &= \sigma(0.5 \cos x_1 \operatorname{sign}(\sin t), 0, 0)^T, & \varphi_{24}(t, s_4) &= \sigma(0, 0, 0.5z_4 \operatorname{sign}(\cos t))^T, \\
\varphi_{32}(t, s_2) &= \sigma(0, 0.5y_2 \sin t, 0)^T, & \varphi_{34}(t, s_4) &= \sigma(0, 0, 0.5 \sin z_4)^T, \\
\varphi_{41}(t, s_1) &= \sigma(0.5 \cos x_1, 0.5 \cos y_1, 0)^T, & \varphi_{43}(t, s_3) &= \sigma(0, 0, 0.5z_3 \operatorname{sign}(\cos t))^T, \\
\psi_{12}(t, s_2) &= \sigma(0, 0, 0.45 \cos z_2)^T, & \psi_{13}(t, s_3) &= \sigma(0.45 \sin x_3 \cos t, 0, 0)^T, \\
\psi_{21}(t, s_1) &= \sigma(0, 0.45 \sin y_1 \operatorname{sign}(\sin t), 0)^T, & \psi_{24}(t, s_4) &= \sigma(0.45x_4, 0, 0)^T, \\
\psi_{31}(t, s_1) &= \sigma(0, 0.45y_1 \operatorname{sign}(\cos t), 0)^T, & \psi_{34}(t, s_4) &= \sigma(0, 0, 0.45 \cos z_4)^T, \\
\psi_{42}(t, s_2) &= \sigma(0.45 \sin x_2, 0, 0)^T, & \psi_{43}(t, s_3) &= \sigma(0, 0.45y_3 \sin t, 0)^T, \\
\varphi_{ii}(t, s_i) &= - \sum_{\substack{j=1 \\ j \neq i}}^4 \varphi_{ij}(t, s_i), & \psi_{ii}(t, s_i) &= - \sum_{\substack{j=1 \\ j \neq i}}^4 \psi_{ij}(t, s_i),
\end{aligned}$$

195 with  $\sigma = 0.01$ . Other  $\varphi_{ij}$ ,  $\psi_{ij}$  are assumed to be zeroes. Note that  $\varphi_{ij}$  and  $\psi_{ij}$  depend on the states  $s_i(t)$  and  $s_i(t - \tau(t))$  correspondingly. Calculating (13) and (23) for  $h = 9$  yields  $\bar{L} = 0.04$  and  $\bar{M}_h \approx 0.04$ .

Along with the system (31) consider the leader system of the form (8) with  $u_L(t) \equiv 0$ ,  $\Phi(t, x) \equiv 0$ ,  $\Psi(t, x) \equiv 0$ .

200 For the system (31) Assumption 3 is fulfilled with matched nonlinearity  $\varphi_0(s_i) = Bh_0(\xi_i)$  where  $h_0$  satisfies (18) for any  $g > 0$ . Therefore, Theorem 4 can be applied.

Assumption 1 is fulfilled since for all  $p > 0$ ,  $q > 0$  and  $g > 0$ ,  $\varphi(\lambda) = g^T W(\lambda) \det(\lambda I - A) = gp(\lambda^2 + \lambda + q)$  is Hurwitz and  $g^T CB = g > 0$ .

To check the condition (29) we try to enlarge  $\varepsilon \lambda_{\max}^{-1}(P)$  such that (3) are satisfied. Introducing  $P_1 = \frac{1}{\varepsilon} P$ ,  $\eta = \frac{\lambda}{\varepsilon}$  we reformulate the task in terms of matrix inequalities, where  $\theta_*$  will be treated as a tuning parameter:

$$\begin{aligned}
&\eta \rightarrow \min \\
&(A - B\theta_*^T C)^T P_1 + P_1 (A - B\theta_*^T C) < -I, \quad (32) \\
&P_1 < \eta I, \quad \varepsilon P_1 B = C^T g, \quad P_1 > 0.
\end{aligned}$$

205 Obviously, if  $\eta_*$  is a solution of this task then  $\varepsilon \lambda_{\max}^{-1}(P) = 1/\eta_*$ . Since (32) is

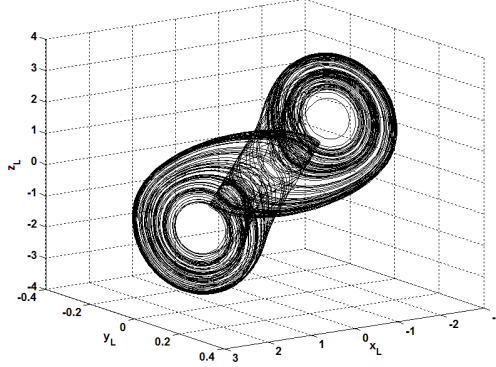


Figure 1: Phase portrait of the leader system.

affine in  $A$ , one have to solve linear matrix inequalities (32) simultaneously for the four vertices given by  $A^1 = A|_{\substack{p=p_1 \\ q=q_1}}$ ,  $A^2 = A|_{\substack{p=p_1 \\ q=q_2}}$ ,  $A^3 = A|_{\substack{p=p_2 \\ q=q_1}}$ ,  $A^4 = A|_{\substack{p=p_2 \\ q=q_2}}$ , with the same tunable parameter  $\theta_*$  and the same decision variables  $P_1 > 0$  and  $\eta$ .

For simulations we take  $m_0 = -8/7$ ,  $m_1 = -5/7$  and suppose that  $p \in [5; 15]$ ,  $q \in [14; 15]$ . In this case the numerical solution of (32) for  $\theta_* = 150$  yields:

$$P_1 = \begin{pmatrix} 0.8191 & 0 & 0 \\ 0 & 9.9520 & -0.5448 \\ 0 & -0.5448 & 0.7117 \end{pmatrix}, \quad \eta_* = 9.9863.$$

Thus,  $g = 0.8191$  and  $\varepsilon \lambda_{\max}^{-1}(P) = 1/\eta_* = 0.1$ . We take  $\alpha = 0.01$ . In this case  $\mu = 0.1$  and, therefore, (29) is true. Thereby an adaptive control algorithm

$$\begin{aligned} u_i(t) &= -\theta_i(t)^T [\xi_i(t) - \xi_L(t)], \\ \dot{\theta}_i(t) &= 0.8191 \cdot \Gamma_i [\xi_i(t) - \xi_L(t)]^2 - 0.01 \cdot \theta_i(t), \end{aligned}$$

with any  $\Gamma_i > 0$  ensures the achievement of the goal

$$\lim_{t \rightarrow \infty} \sum_{i=1}^4 \|\xi_i(t) - \xi_L(t)\|^2 < b,$$

210 where the value of  $b$  depends on  $\Gamma_i$  and the noise bounds  $\Delta_i$ .

For simulations we take  $p = 9$ ,  $q = 14.286$ . For simplicity  $\Gamma_i = 1$  for all  $i = 1, \dots, 4$ . Initial functions  $s_i^0 = (x_i^0 \ y_i^0 \ z_i^0)^T$  are random linear functions

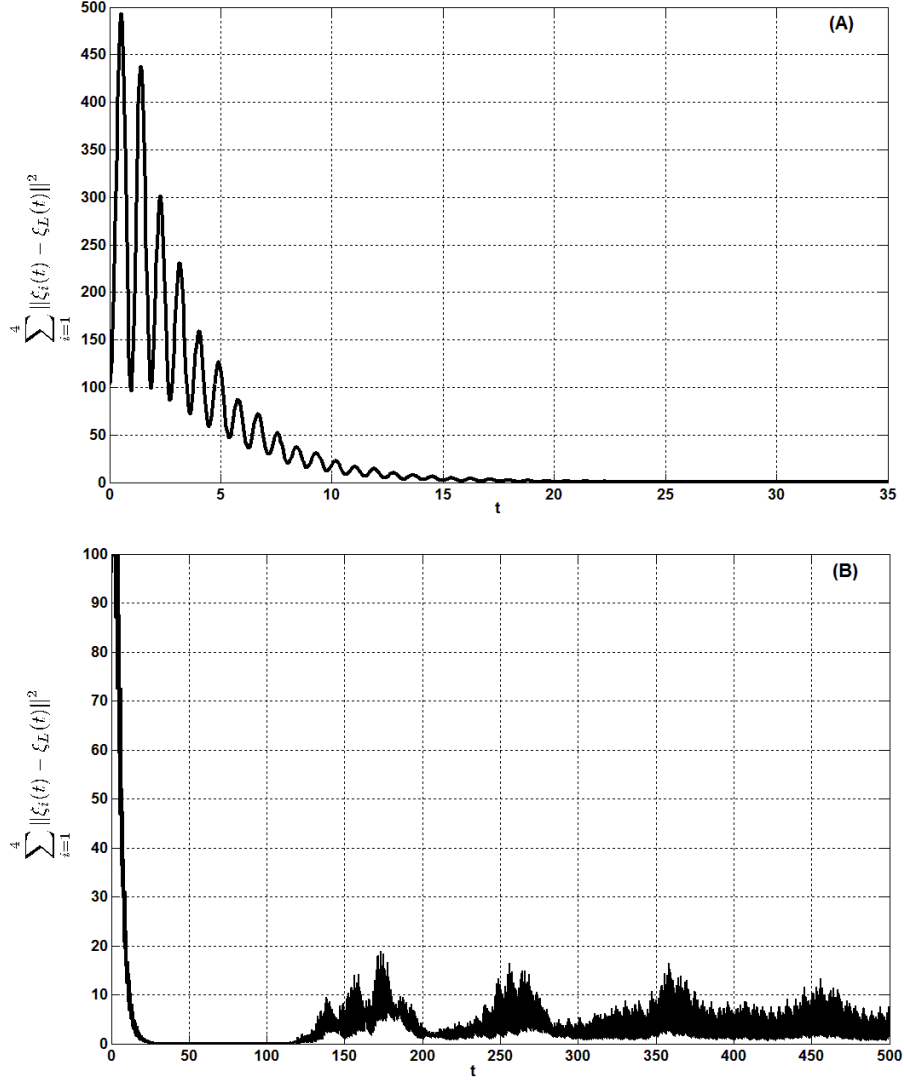


Figure 2: The value of  $\sum_{i=1}^4 \|\xi_i(t) - \xi_L(t)\|^2$ : A — during 35 seconds of simulation; B — during 500 seconds of simulation

such that  $\|x_i^0\|_C < 5$ ,  $\|y_i^0\|_C < 5$ ,  $\|z_i^0\|_C < 5$ . Initial function for the leader system is chosen as  $s_L^0(t) = (0.1 \ 0.1 \ 0.1)^T$  for  $t \in [-9, 0]$ . Initial values for all  $\theta_i$  are zeroes.

In Figure 1 a phase portrait of the leader system is presented. It is a well

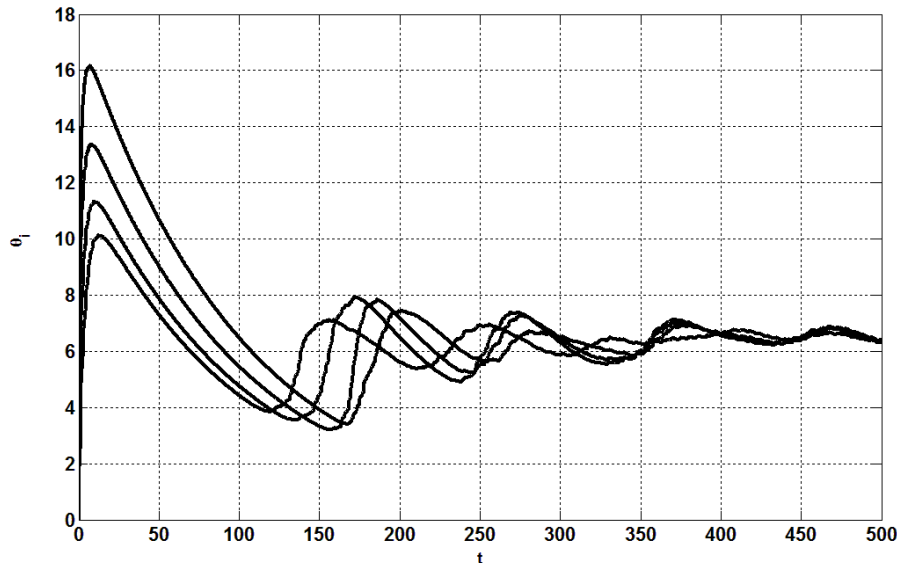


Figure 3: Evolution of  $\theta_i$  ( $i = 1, \dots, 4$ )

known fact that for chosen values of system parameters Chua circuit exhibits a chaotic behavior. In Figure 2 one can see the value of  $\sum_{i=1}^4 \|\xi_i(t) - \xi_L(t)\|^2$  stays bounded during the time of simulation. In Figure 3 the evolution of  $\theta_i$  is depicted.

Note that for big enough  $\theta_i$  (e.g. for  $\theta_i = \theta_*$  which solves (3) subject to (19)) static output feedback (11) ensures synchronization of the system (4), (8). In this case  $\theta_i$  may have big magnitudes leading to high-gain control which can cause undesirable behavior of the closed loop system. On the other hand, the adaptive controller (12) perform adaptive tuning of the unknown parameters  $\theta_i$  with a smaller gain. In the presented example the task (32) is not feasible for  $\theta_* < 10$ . For  $\theta_* < 150$  smaller values of  $\lambda_{\max}^{-1}(P)\varepsilon$  are obtained. At the same time, as it can be seen in Figure 3, all  $\theta_i$  after the transient period are smaller than 8. That is, the adaptive controller (12) allows one to ensure ultimate boundedness of a network (4), (8) with a small enough control gain.

In Figure 4 one can see the results of numerical simulations for 100 interconnected Chua circuits. All system parameters are same as previously and

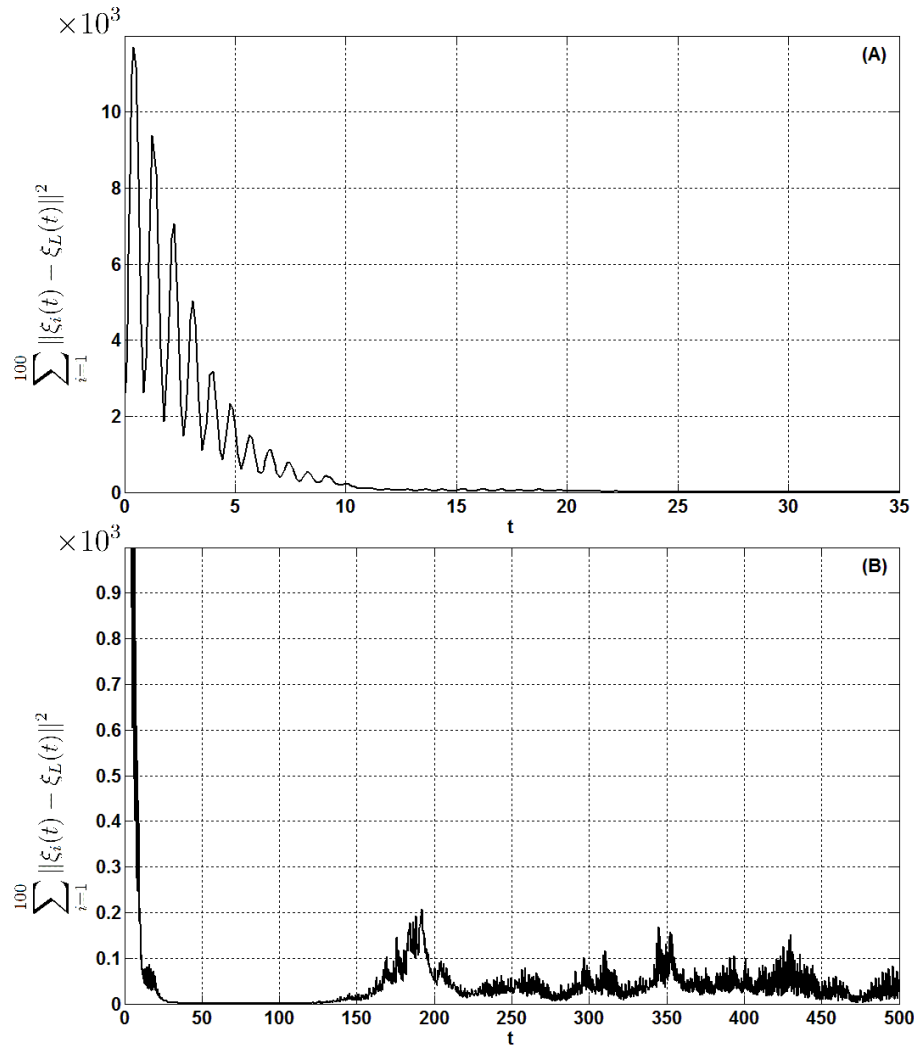


Figure 4: The value of  $\sum_{i=1}^{100} \|\xi_i(t) - \xi_L(t)\|^2$ : A — during 35 seconds of simulation; B — during 500 seconds of simulation

the topology of the network was chosen randomly such that  $\bar{L} = 0.04$  and  $\bar{M}_h = 0.04$ . In this case Theorem 4 guarantees ultimate boundedness of the value  $\sum_{i=1}^{100} \|\xi_i(t) - \xi_L(t)\|^2$ .

235

## 7. Conclusion

We examined the problem of decentralized adaptive control for dynamical networks with instant and delayed nonlinear interconnections. In contrast to overwhelming majority of the previous results we proposed an adaptive control algorithm for both incomplete state measurements and incomplete control (the number of control variables is less than the number of the state variables). Controllability of the local dynamics is not required. Instead passifiability (hyper-minimum-phase property) of the linear part of local dynamics is assumed. Compared with a number of the previous works on decentralized control of interconnected systems [40, 41, 42, 43, 44] mainly dealing with Model Reference Adaptive Control, our passification based design provides more simple controllers. On the other hand, like in the previous designs, the proposed adaptive controllers (12), (22) are decentralized, and therefore, interconnections are required to be weak enough.

For the disturbance free case the convergence of each agent trajectory to the leader trajectory (synchronization) is proved. For the networks with disturbances ultimate boundedness of the trajectories is proved. Two types of agent nonlinearity  $\varphi_0$  were considered. First, for Lipschitz continuous functions it is required that Lipschitz constant is small enough. Then for a special class of matched nonlinearity the monotonicity assumption (18) is imposed. All results are formulated for the case of slowly-varying time delay.

The proposed method is illustrated by numerical examples of 4 and 100 controlled Chua circuits. According to simulation results all adaptation parameters stay bounded and after a transient period are less than the parameters of the stabilizing static output feedback under the same uncertainty. Thus, the proposed adaptive output feedback controller allows to synchronize a network with smaller values of control gains that is more appropriate in practice.

## References

- [1] A. Selivanov, A. Fradkov, E. Fridman, Adaptive synchronization of networks with delays under incomplete control and incomplete measurements, in: Proc. 18th IFAC World Congr., 2011, pp. 1249 – 1254.
- [2] F. Bullo, J. Cortés, S. Martínez, Distributed Control of Robotic Networks, Princeton University Press, 2009.
- [3] J. Lü, G. Chen, A time-varying complex dynamical network model and its controlled synchronization criteria, *IEEE Trans. Autom. Control* 50 (6) (2005) 841 – 846.
- [4] J. Zhou, J. Lu, J. Lu, Adaptive synchronization of an uncertain complex dynamical network, *IEEE Trans. Autom. Control* 51 (4) (2006) 652 – 656.
- [5] Q. Zhang, J. Lu, C. Tse, Adaptive feedback synchronization of a general complex dynamical network with delayed nodes, *IEEE Trans. Circuits Syst. II, Exp. Briefs* 55 (2) (2008) 183 – 187.
- [6] J. Lu, J. Cao, D.W.C. Ho, Adaptive Stabilization and Synchronization for Chaotic Lur’e Systems With Time-Varying Delay, *IEEE Trans. Circuits Syst. I, Reg. Papers* 55 (5) (2008) 1347 – 1356.
- [7] A. Das, F. L. Lewis, Distributed adaptive control for synchronization of unknown nonlinear networked systems, *Automatica* 46 (12) (2010) 2014 – 2021.
- [8] X. Jin, G. Yang, Adaptive synchronization of a class of uncertain complex networks against network deterioration, *IEEE Trans. Circuits Syst. I, Reg. Papers* 58 (6) (2011) 1396 – 1409.
- [9] S. Čelikovský, V. Lynnyk, G. Chen, Robust synchronization of a class of chaotic networks, *Journal of the Franklin Institute* 350 (10) (2013) 2936 – 2948. doi:10.1016/j.jfranklin.2013.03.019.

- [10] A. V. Proskurnikov, Average consensus in networks with nonlinearly delayed couplings and switching topology, *Automatica* 49 (9) (2013) 2928 – 2932. doi:10.1016/j.automatica.2013.06.007.
- [11] A. Proskurnikov, Consensus in switching networks with sectorial nonlinear couplings: Absolute stability approach, *Automatica* 49 (2) (2013) 488 – 495. doi:10.1016/j.automatica.2012.11.021.
- [12] A. L. Fradkov, Synthesis of adaptive system of stabilization for linear dynamic plants, *Autom. Remote Control* (12) (1974) 1960 – 1966.
- [13] B. Andrievsky, A. Fradkov, Adaptive controllers with implicit reference models based on feedback kalman-yakubovich lemma, in: *Proc. 3rd IEEE Conf. on Control Applications*, 1994, pp. 1171 – 1174.
- [14] B. Andrievsky, A. Churilov, A. Fradkov, Feedback kalman-yakubovich lemma and its applications to adaptive control, in: *Proc. 35th IEEE Conf. Dec. Cont.*, 1996, pp. 4537 – 4542.
- [15] H. Kaufman, I. Barkana, K. Sobel, *Direct Adaptive Control Algorithms*, 2nd Edition, New York: Springer, 1998.
- [16] I. Barkana, Simple adaptive control: The optimal model reference - short tutorial, in: *Proc. 11th IFAC Int. Workshop on Adaptation and Learning in Control and Signal Processing*, 2013, pp. 396 – 407.
- [17] I. Barkana, H. Kaufman, Global stability and performance of an adaptive control algorithm, *Int. J. Control* 42 (6) (1985) 1491 – 1505.
- [18] I. Barkana, Parallel feedforward and simplified adaptive control, *Int. J. Adapt. Control Signal Process.* 1 (2) (1987) 95 – 109.
- [19] A. Fradkov, Adaptive stabilization of minimum-phase vector-input plants without output derivative measurement, *Physics-Doklady* 39 (8) (1994) 550 – 552.

- 315 [20] B. Andrievskii, A. Fradkov, Method of passification in adaptive control, estimation, and synchronization, *Autom. Remote Control* (67) (2006) 1699 – 1731.
- [21] I. A. Dzhunusov, A. Fradkov, Adaptive Synchronization of a Network of Interconnected Nonlinear Lur’e Systems, *Autom. Remote Control* 70 (7) 320 (2009) 1190 – 1205.
- [22] Y.-W. Wang, J.-W. Xiao, H. O. Wang, Global synchronization of complex dynamical networks with network failures, *Int. J. Robust Nonlinear Control* 20 (15) (2010) 1667 – 1677.
- [23] E. Nuño, R. Ortega, L. Basañez, D. Hill, Synchronization of Networks of Nonidentical Euler-Lagrange Systems with Uncertain Parameters and Communication Delays, *IEEE Trans. Autom. Control* 56 (4) (2011) 935 – 941. 325
- [24] T. Liu, D. J. Hill, J. Zhao, Synchronization of dynamical networks by network control, in: *Proc. 48th IEEE Conf. Dec. Cont.*, 2009, pp. 1684 – 330 1689.
- [25] N. Chopra, M. Spong, Output synchronization of nonlinear systems with time delay in communication, in: *Proc. 45th IEEE Conf. Dec. Cont.*, 2006, pp. 4986 – 4992.
- [26] J. Lu, J. Cao, Adaptive synchronization of uncertain dynamical networks with delayed coupling, *Nonlinear Dyn.* 53 (1-2) (2008) 107 – 115. 335
- [27] S. Zheng, Q. Bi, G. Cai, Adaptive projective synchronization in complex networks with time-varying coupling delay, *Phys. Lett. A* 373 (17) (2009) 1553 – 1559.
- [28] A. Abdessameud, I. G. Polushin, A. Tayebi, Adaptive synchronization of networked Lagrangian systems with irregular communication delays, in: *Pros. 51st IEEE Conf. Dec. Cont.*, 2012, pp. 5936 – 5941. 340

- [29] W. Zhou, T. Wang, Proportional-delay adaptive control for global synchronization of complex networks with timedelay and switching outer coupling matrices, *Int. J. Adapt. Control Signal Process.* 23 (2013) 548 – 561.
- 345 [30] B. R. Andrievskii, A. L. Fradkov, Method of passification in adaptive control, estimation, and synchronization, *Autom. Remote Control* 67 (11) (2006) 1699 – 1731.
- [31] A. L. Fradkov, Passification of nonsquare linear systems and feedback Yakubovich-Kalman-Popov Lemma, *Eur. J. Control* (6) (2003) 573 – 582.
- 350 [32] L. E. Elsgolts, S. B. Norkin, Introduction to the theory and application of differential equations with deviating arguments, Academic Press, New York, 1973.
- [33] A. L. Fradkov, Speed-gradient scheme and its application in adaptive-control problems, *Autom. Remote Control* 40 (9) (1979) 1333 – 1342.
- 355 [34] T. Chen, X. Liu, W. Lu, Pinning Complex Networks by a Single Controller, *IEEE Trans. Circ. Syst.-I.* 54 (6) (2007) 1317 – 1326.
- [35] J. Lu, D.W.C. Ho, Z. Wang, Pinning Stabilization of Linearly Coupled Stochastic Neural Networks via Minimum Number of Controllers, *IEEE Trans. Neural Networks.* 20 (10) (2009) 1617 – 1629.
- 360 [36] J. Qin, W.X. Zheng, H. Gao, On pinning synchronisability of complex networks with arbitrary topological structure, *Int. J. Systems Science* 42 (9) (2011) 1559 – 1571.
- [37] J. Lu, D.W.C. Ho, J. Cao, J. Kurths, Single impulsive controller for globally exponential synchronization of dynamical networks, *Nonlinear Analysis: Real World Applications.* 14 (1) (2013) 581 – 593.
- 365 [38] H. K. Khalil, *Nonlinear Systems*, 3rd Edition, Prentice Hall, 2002.
- [39] W. W. Chai, L. O. Chua, Synchronization in an array of linearly coupled dynamical systems, *IEEE Trans. Circ. Syst.-I.* 42 (8) (1995) 430 – 447.

- [40] P. Ioannou, Decentralized adaptive control of interconnected systems, IEEE  
370 Trans. Autom. Control 31 (4) (1986) 291 – 298.
- [41] D. Siljak, Decentralized Control of Complex Systems, Vol. 184 of Mathematics in Science and Engineering, Boston: Academic, 1990.
- [42] B. Mirkin, Adaptive Decentralized Control with Model Coordination, Autom. Remote Control (1) (1999) 73 – 81.
- 375 [43] B. M. Mirkin, P. O. Gutman, Decentralized adaptive control with improved steady state performance, in: Proc. 15th Triennial World Congr., 2002, p. 1457.
- [44] Z. P. Jiang, Decentralized and adaptive nonlinear tracking of large-scale systems via output feedback, IEEE Trans. Autom. Control 45 (2000) 2122  
380 – 2128.