



Deposited via The University of Sheffield.

White Rose Research Online URL for this paper:

<https://eprints.whiterose.ac.uk/id/eprint/156691/>

Version: Published Version

---

**Article:**

Leloudas, G., Patat, F., Maund, J.R. et al. (2015) Polarimetry of the superluminous supernova LSQ14mo: No evidence for significant deviations from spherical symmetry. *The Astrophysical Journal Letters*, 815 (1). L10. ISSN: 2041-8205

<https://doi.org/10.1088/2041-8205/815/1/L10>

---

© 2015 The American Astronomical Society. Reproduced in accordance with the publisher's self-archiving policy.

**Reuse**

Items deposited in White Rose Research Online are protected by copyright, with all rights reserved unless indicated otherwise. They may be downloaded and/or printed for private study, or other acts as permitted by national copyright laws. The publisher or other rights holders may allow further reproduction and re-use of the full text version. This is indicated by the licence information on the White Rose Research Online record for the item.

**Takedown**

If you consider content in White Rose Research Online to be in breach of UK law, please notify us by emailing [eprints@whiterose.ac.uk](mailto:eprints@whiterose.ac.uk) including the URL of the record and the reason for the withdrawal request.

## POLARIMETRY OF THE SUPERLUMINOUS SUPERNOVA LSQ14MO: NO EVIDENCE FOR SIGNIFICANT DEVIATIONS FROM SPHERICAL SYMMETRY

GIORGOS LELOUDAS<sup>1,2</sup>, FERDINANDO PATAT<sup>3</sup>, JUSTYN R. MAUND<sup>4</sup>, ERIC HSIAO<sup>5,6</sup>, DANIELE MALESANI<sup>2</sup>, STEVE SCHULZE<sup>7,8</sup>, CARLOS CONTRERAS<sup>9</sup>, ANTONIO DE UGARTE POSTIGO<sup>2,10</sup>, JESPER SOLLERMAN<sup>11</sup>, MAXIMILIAN D. STRITZINGER<sup>6</sup>, FRANCESCO TADDIA<sup>11</sup>, J. CRAIG WHEELER<sup>12</sup>, AND JAVIER GOROSABEL<sup>10,13,14</sup>

<sup>1</sup> Department of Particle Physics and Astrophysics, Weizmann Institute of Science, Rehovot 7610001, Israel

<sup>2</sup> Dark Cosmology Centre, Niels Bohr Institute, University of Copenhagen, Juliane Maries vej 30, DK-2100 Copenhagen, Denmark

<sup>3</sup> European Southern Observatory, Karl-Schwarzschild-Strasse 2, D-85748 Garching, Germany

<sup>4</sup> The Department of Physics and Astronomy, University of Sheffield, Hicks Building, Hounsfield Road, Sheffield S3 7RH, UK

<sup>5</sup> Department of Physics, Florida State University, Tallahassee, FL 32306, USA

<sup>6</sup> Department of Physics and Astronomy, Aarhus University, Ny Munkegade 120, DK-8000 Aarhus C, Denmark

<sup>7</sup> Instituto de Astrofísica, Facultad de Física, Pontificia Universidad Católica de Chile, 306, Santiago 22, Chile

<sup>8</sup> Millennium Institute of Astrophysics, Vicuña Mackenna 4860, 7820436 Macul, Santiago, Chile

<sup>9</sup> Las Campanas Observatory, Carnegie Observatories, Casilla 601, La Serena, Chile

<sup>10</sup> Instituto de Astrofísica de Andalucía (IAA-CSIC), Glorieta de la Astronomía s/n, E-18008 Granada, Spain

<sup>11</sup> The Oskar Klein Centre, Department of Astronomy, AlbaNova, SE-10691 Stockholm, Sweden

<sup>12</sup> Department of Astronomy, University of Texas at Austin, Austin, TX 78712, USA

<sup>13</sup> Unidad Asociada Grupo Ciencia Planetarias UPV/EHU-IAA/CSIC, Departamento de Física Aplicada I, E.T.S. Ingeniería, Universidad del País-Vasco UPV/EHU, Alameda de Urquijo s/n, E-48013 Bilbao, Spain

Received 2015 October 7; accepted 2015 November 21; published 2015 December 4

### ABSTRACT

We present the first polarimetric observations of a Type I superluminous supernova (SLSN). LSQ14mo was observed with VLT/FORS2 at five different epochs in the  $V$  band, with the observations starting before maximum light and spanning 26 days in the rest frame ( $z = 0.256$ ). During this period, we do not detect any statistically significant evolution ( $< 2\sigma$ ) in the Stokes parameters. The average values we obtain, corrected for interstellar polarization in the Galaxy, are  $Q = -0.01\% (\pm 0.15\%)$  and  $U = -0.50\% (\pm 0.14\%)$ . This low polarization can be entirely due to interstellar polarization in the SN host galaxy. We conclude that, at least during the period of observations and at the optical depths probed, the photosphere of LSQ14mo does not present significant asymmetries, unlike most lower-luminosity hydrogen-poor SNe Ib/c. Alternatively, it is possible that we may have observed LSQ14mo from a special viewing angle. Supporting spectroscopy and photometry confirm that LSQ14mo is a typical SLSN I. Further studies of the polarization of Type I SLSNe are required to determine whether the low levels of polarization are a characteristic of the entire class and to also study the implications for the proposed explosion models.

*Key words:* supernovae: general – supernovae: individual (LSQ14mo)

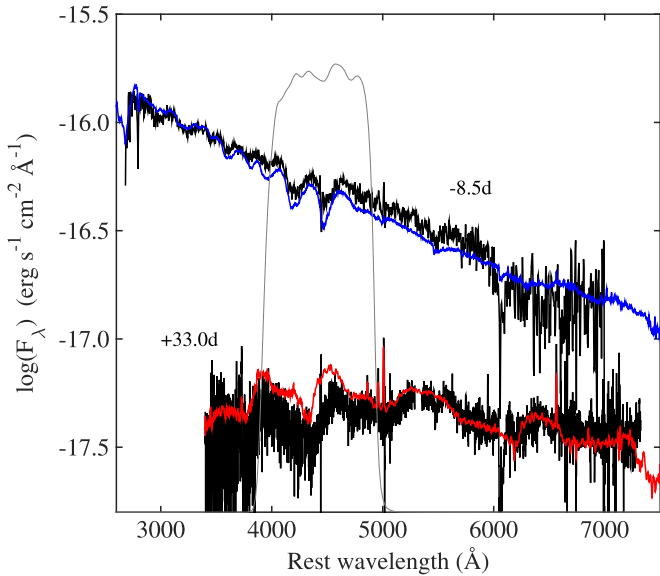
### 1. INTRODUCTION

Hydrogen-poor superluminous supernovae (SLSNe; Quimby et al. 2011; Gal-Yam 2012) are rare (Quimby et al. 2013) stellar explosions, usually found in dwarf, metal-poor galaxies (Lunnan et al. 2014; Leلودas et al. 2015). Despite their young environments suggesting an association with massive stars (Leلودas et al. 2015; Thöne et al. 2015), little is known about the physical mechanism driving these extraordinary transients. The leading suggestions include powering by a central engine, such as a magnetar (Kasen & Bildsten 2010; Woosley 2010) or black hole (Dexter & Kasen 2013), or by interaction with circumstellar material (Chevalier & Irwin 2011; Ginzburg & Balberg 2012), possibly arising from episodic pulsational mass loss from the progenitor (Woosley et al. 2007). Both models seem to provide adequate fits to the light curves (e.g., Chatzopoulos et al. 2013), but both suffer from shortcomings and problems. Our lack of understanding is unsatisfactory, especially in the prospect of using SLSNe as potential distance indicators (Inserra & Smartt 2014) and probes of the high- $z$  universe (Cooke et al. 2012). As it has now been possible to collect and study large samples of H-poor SLSNe (e.g., Nicholl et al. 2015), it is becoming clear that

traditional photometry and spectroscopy alone will not be able to provide a definite answer as to what their powering mechanism is. Alternative and complementary methods ought to be explored.

Polarimetry is a powerful diagnostic tool to study spatially unresolved sources such as SN explosions. A comprehensive review is given by Wang & Wheeler (2008), who argue that core-collapse SNe are intrinsically aspherical explosions. This asphericity is especially prominent in the case of H-poor SNe Ib/c (e.g., Maund et al. 2007b), where the core of the exploding star can be directly observed. SNe IIP that are surrounded by a massive H envelope show a sudden increase in the degree of polarization after the end of the plateau phase (Leonard et al. 2006; Chornock et al. 2010). This can be explained by the photosphere receding within the ejecta and by the outer layers being approximately spherically symmetric. However, once the outer layers become optically thin, we are able to observe the core that has exploded asymmetrically. Spherical symmetry is not expected to yield a polarization signal, as the polarization of photons scattered in orthogonal directions cancels out. On the other hand, different geometries that possess a dominant axis, such as ellipsoidal or torus geometries, are expected to lead to different degrees of polarization, and polarization evolution, depending on the

<sup>14</sup> Deceased.



**Figure 1.** Spectra of LSQ14mo (black) shown in the rest frame ( $z = 0.256$ ) and offset for clarity. The rest-frame phases are indicated. For comparison, smoothed spectra of PTF09cnd at  $-21$ d (Quimby et al. 2011) and SN 2010gx at  $+30$ d (Pastorello et al. 2010) are shown in blue and red, respectively. A deredshifted FORS2 V-band filter indicates which part of the SN spectrum is probed by our broadband polarimetry.

exact shape of the expanding photosphere and the observer viewing angle (Höflich 1991; Kasen et al. 2003).

In this letter we present the first polarimetric observations for an H-poor SLSN. LSQ14mo was discovered by the La Silla QUEST Survey (LSQ; Baltay et al. 2013) at coordinates  $\alpha = 10^{\text{h}}22^{\text{m}}41^{\text{s}}.53$  and  $\delta = -16^{\circ}55'14''.4$  (J2000.0). The Galactic extinction toward this direction is  $A_V = 0.203$  mag (Schlafly & Finkbeiner 2011). The official discovery date was 2014 January 30 UT, but the first detection of the SN in LSQ frames dates back to January 12.2 UT. LSQ14mo was classified during the course of the Public ESO Spectroscopic Survey of Transient Objects (PESSTO; Smartt et al. 2015) by Leloudas et al. (2014) as an SLSN I on January 31, 04:52 UT. Immediately after, we triggered our dedicated program on the Very Large Telescope (VLT) in order to monitor the polarization of a SLSN. Observations started on February 2.2 UT. Section 2 presents our observations and data analysis, focusing on the polarimetry. Our results are discussed in Section 3 and in Section 4 we summarize our conclusions.

## 2. OBSERVATIONS AND DATA ANALYSIS

### 2.1. Spectroscopy

In addition to the PESSTO classification spectrum, we secured a spectrum of LSQ14mo with the *Magellan* telescope equipped with IMACS on March 24, 05:40 UT. This spectrum covers the nominal wavelength range from 3900 to 10000 Å and consists of five individual exposures of 1200 s obtained through a  $1''.2$ -wide slit. The classification spectrum of LSQ14mo was reduced using the PESSTO pipeline (Smartt et al. 2015). The *Magellan* spectrum was reduced in the standard manner with our own custom routines. The two spectra of LSQ14mo are shown in Figure 1. Similar to other SLSNe I, at early phases it exhibits a characteristic blue continuum dominated by absorption features that have been identified as O II (Quimby et al. 2011), and it evolves after

maximum light to resemble more regular SNe Ic (Pastorello et al. 2010). Based on narrow emission lines from the host galaxy detected in the IMACS spectrum we measured a redshift of  $z = 0.2561$  (slightly different from the Mg II absorption redshift of 0.253 reported in Leloudas et al. 2014). Additionally, after correcting the spectrum for Galactic extinction, based on the Balmer decrement, we estimate that the reddening in the host galaxy explosion site is low,  $E(B - V)_{\text{host}} = 0.1_{-0.1}^{+0.2}$  mag.

### 2.2. Photometry

The *uBgVriYJH* light curves of LSQ14mo were collected by the *Carnegie Supernova Project-II* (CSP-II; see Stritzinger et al. 2015, M. M. Phillips et al. 2015, in preparation). The data were processed and the photometry was computed following Contreras et al. (2010). The optical and NIR photometry can be found in Tables 1 and 2, and the light curves are presented in Figure 2. The CSP-II follow-up started immediately after the SN classification and close to maximum light. The time of maximum, which varies with wavelength, can be best constrained from our *i*-band data. By fitting a low-order polynomial, we estimate that maximum light occurred at  $\text{JD} = 2456699.41$  (February 10.9 UT). The *r* band peaked  $\sim 2.5$  days earlier and the bluer bands even earlier, however, the lack of sufficient pre-maximum data does not allow us to make accurate estimates. The *i*-band  $t_{\text{max}}$  is the reference time that will be used throughout this paper. By applying a *k*-correction based on the PESSTO spectrum, we estimate that LSQ14mo reached a maximum brightness of  $M_g = -21.2$  mag.

### 2.3. Polarimetry

Broadband polarimetry was obtained with FORS2 on the VLT in the V band. FORS2 is a dual beam polarimeter: a turnable half-wave retarder plate (HWP) is used to rotate orthogonal polarization components and a Wollaston prism separates them into an ordinary and extraordinary beam. A stripe mask is used on the focal plane to prevent the two beams from overlapping on the detector, at the expense of reducing the effective field of view (FOV) by half. Observations were obtained at four HWP angles (0, 22.5, 45, and 67.5 deg), which allows for an optimum determination of the linear Stokes parameters. Following Patat & Romaniello (2006), the Stokes parameters  $Q$  and  $U$  were calculated through the normalized flux differences:

$$F_i = \frac{f_{O,i} - f_{E,i}}{f_{O,i} + f_{E,i}},$$

where  $f_{O,i}$  and  $f_{E,i}$  are the intensities in the ordinary and extraordinary beams for each HWP angle  $\theta_i$ , respectively. In practice,  $f_{O,i}$  and  $f_{E,i}$  are the fluxes (in counts) from the SN that are measured simultaneously for each angle in a single observation. We obtained five epochs of broadband polarimetry spanning 26 days in the rest-frame evolution of LSQ14mo. A log of our observations is presented in Table 3. The images were reduced in a standard manner. The flat-field frames that we used were obtained without polarization units in the light path. To measure the SN fluxes, we used the Python package *PythonPhot* (Jones et al. 2015) to perform PSF photometry. Unfortunately, the number of useful PSF stars (bright and non-saturated) for each epoch was small and variable as the conditions, the exposure times, and even the exact centering of

**Table 1**  
Optical Photometry of LSQ14mo<sup>a</sup>

UT (yy-mm-dd)	JD (days)	Phase <sup>b</sup> (days)	<i>u</i> (mag)	<i>g</i> (mag)	<i>r</i> (mag)	<i>i</i> (mag)	<i>B</i> (mag)	<i>V</i> (mag)
2014 Feb 01.2	2456689.71	-7.7	19.534 (0.039)	19.435 (0.022)	19.481 (0.028)	19.721 (0.044)	19.569 (0.039)	19.411 (0.035)
2014 Feb 02.2	2456690.74	-6.9	19.424 (0.030)	19.377 (0.017)	19.435 (0.021)	19.590 (0.032)	19.490 (0.024)	19.448 (0.026)
2014 Feb 03.2	2456691.72	-6.1	19.446 (0.030)	19.390 (0.020)	19.472 (0.025)	19.624 (0.033)	19.472 (0.023)	19.446 (0.027)
2014 Feb 04.2	2456692.70	-5.3	19.408 (0.031)	19.412 (0.020)	19.449 (0.022)	19.593 (0.034)	19.436 (0.022)	19.400 (0.024)
2014 Feb 05.2	2456693.65	-4.6	19.466 (0.031)	19.397 (0.018)	19.391 (0.024)	19.593 (0.038)	19.490 (0.026)	19.380 (0.023)
2014 Feb 06.2	2456694.65	-3.8	19.486 (0.029)	19.364 (0.019)	19.431 (0.025)	19.491 (0.034)	19.508 (0.023)	19.394 (0.023)
2014 Feb 07.2	2456695.70	-3.0	19.574 (0.034)	19.372 (0.017)	19.395 (0.022)	19.556 (0.030)	19.447 (0.025)	19.376 (0.022)
2014 Feb 08.1	2456696.63	-2.2	19.573 (0.032)	19.439 (0.016)	19.419 (0.023)	19.519 (0.027)	19.442 (0.022)	19.406 (0.024)
2014 Feb 09.1	2456697.63	-1.4	19.573 (0.042)	19.416 (0.019)	19.350 (0.023)	19.484 (0.030)	19.500 (0.028)	19.399 (0.028)
2014 Feb 10.1	2456698.65	-0.6	19.762 (0.043)	19.404 (0.017)	19.394 (0.102)	19.550 (0.028)	19.571 (0.029)	19.423 (0.024)
2014 Feb 11.1	2456699.61	0.2	19.820 (0.061)	19.440 (0.021)	19.406 (0.024)	19.476 (0.026)	19.526 (0.030)	19.393 (0.030)
2014 Feb 12.2	2456700.68	1.0	19.811 (0.053)	19.427 (0.026)	19.406 (0.034)	19.475 (0.031)	19.505 (0.039)	19.367 (0.031)
2014 Feb 13.1	2456701.63	1.8	19.889 (0.092)	19.575 (0.036)	19.415 (0.032)	19.502 (0.033)	19.527 (0.047)	19.496 (0.041)
2014 Feb 14.2	2456702.68	2.6	19.783 (0.074)	19.520 (0.053)	19.373 (0.047)	19.557 (0.044)	19.674 (0.058)	19.418 (0.038)
2014 Feb 15.2	2456703.66	3.4	...	19.623 (0.085)	19.489 (0.054)	19.539 (0.053)	19.478 (0.094)	19.459 (0.054)
2014 Feb 18.3	2456706.78	5.9	...	19.655 (0.039)	19.524 (0.036)	19.611 (0.034)	19.866 (0.051)	19.515 (0.034)
2014 Feb 19.1	2456707.65	6.6	...	19.837 (0.037)	19.565 (0.039)	19.588 (0.045)	19.953 (0.036)	19.613 (0.046)
2014 Feb 20.2	2456708.70	7.4	...	19.773 (0.024)	19.596 (0.031)	19.625 (0.032)	20.075 (0.033)	19.637 (0.028)
2014 Feb 21.2	2456709.66	8.2	...	19.859 (0.026)	19.585 (0.023)	19.619 (0.031)	20.156 (0.027)	19.718 (0.025)
2014 Feb 22.2	2456710.72	9.0	...	19.940 (0.023)	19.619 (0.027)	19.662 (0.032)	20.174 (0.023)	19.781 (0.025)
2014 Feb 23.2	2456711.70	9.8	...	20.006 (0.024)	19.725 (0.027)	19.772 (0.036)	20.256 (0.021)	19.827 (0.029)
2014 Feb 24.2	2456712.72	10.6	...	20.113 (0.019)	19.726 (0.024)	19.731 (0.024)	20.374 (0.024)	19.893 (0.027)
2014 Feb 25.2	2456713.73	11.4	...	20.162 (0.020)	19.787 (0.022)	19.771 (0.030)	20.473 (0.024)	19.912 (0.028)
2014 Feb 26.2	2456714.69	12.2	...	20.248 (0.028)	19.833 (0.019)	19.811 (0.029)	20.571 (0.030)	20.010 (0.035)
2014 Mar 02.2	2456718.71	15.4	...	20.535 (0.029)	19.956 (0.030)	19.828 (0.037)	20.933 (0.041)	20.143 (0.038)
2014 Mar 05.2	2456721.68	17.7	...	20.826 (0.031)	20.080 (0.029)	20.014 (0.032)	21.220 (0.046)	20.381 (0.040)
2014 Mar 06.2	2456722.67	18.5	...	20.943 (0.035)	20.190 (0.031)	20.048 (0.027)	21.279 (0.045)	20.464 (0.037)
2014 Mar 07.1	2456723.62	19.3	...	20.946 (0.036)	20.201 (0.031)	19.962 (0.033)	21.292 (0.043)	20.530 (0.042)
2014 Mar 09.2	2456725.66	20.9	...	21.190 (0.073)	20.360 (0.036)	20.140 (0.039)	21.630 (0.071)	20.727 (0.054)
2014 Mar 11.1	2456727.62	22.5	...	21.378 (0.076)	20.419 (0.042)	20.322 (0.052)	21.782 (0.113)	20.853 (0.070)
2014 Mar 13.1	2456729.59	24.0	...	...	20.654 (0.059)	20.435 (0.052)	...	21.085 (0.090)
2014 Mar 20.1	2456736.59	29.6	...	...	20.948 (0.085)	20.478 (0.068)	...	...

**Notes.**<sup>a</sup> Not corrected for Galactic extinction.<sup>b</sup> With respect to the *i*-band maximum and in the rest frame of LSQ14mo.

**Table 2**  
NIR Photometry of LSQ14mo<sup>a</sup>

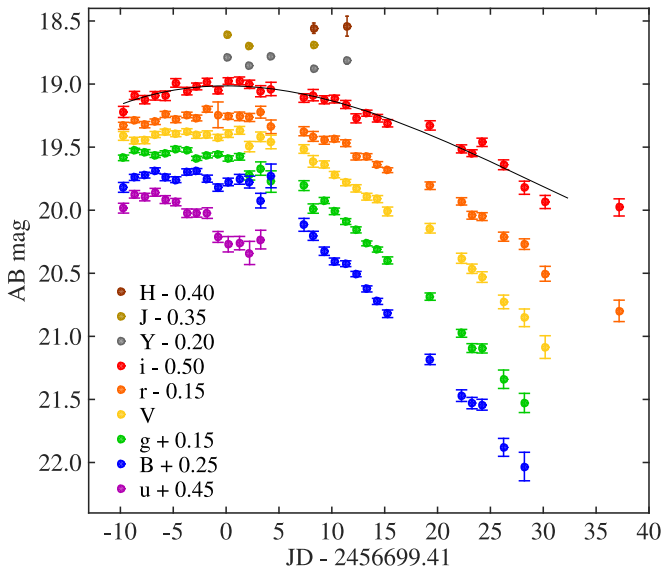
UT (yy-mm-dd)	JD (days)	Phase <sup>b</sup> (days)	<i>Y</i> (mag)	<i>J</i> (mag)	<i>H</i> (mag)
2014 Feb 11.1	2456699.59	0.1	18.990 (0.017)	18.959 (0.023)	...
2014 Feb 13.1	2456701.61	1.8	19.053 (0.018)	19.051 (0.020)	...
2014 Feb 15.1	2456703.64	3.4	18.982 (0.017)	...	...
2014 Feb 19.2	2456707.71	6.6	19.077 (0.018)	19.040 (0.025)	18.957 (0.041)
2014 Feb 22.4	2456710.85	9.1	19.016 (0.025)	...	18.941 (0.079)

**Notes.**<sup>a</sup> Not corrected for Galactic extinction.<sup>b</sup> With respect to the *i*-band maximum and in the rest frame of LSQ14mo.

the SN (affecting the masked FOV) varied between observations. However, we were always able to construct a reliable PSF by using 2–5 stars. Photometry was obtained for a total of 22 field stars in the FOV, in addition to LSQ14mo, although their number and utility vary with the epoch of observations. The errors in the  $f_{O,i}$  and  $f_{E,i}$  fluxes were propagated to obtain the errors in the Stokes parameters  $Q$ ,  $U$ , the polarization degree  $P$  and the polarization angle  $\chi$  (Patat &

Romaniello 2006). The values of these parameters, describing the polarization of LSQ14mo, can be found in Table 3.

A consistency check was performed by observing the polarized standard star NGC 2014-1 and the unpolarized WD 0310-688 and WD 0752-676 (Fossati et al. 2007). The values we derive for these standards are in agreement with Fossati et al. (2007), confirming that our reduction, photometry and analysis procedures are correct.



**Figure 2.** Light curves of LSQ14mo offset for clarity as indicated. The solid line shows a third order polynomial fit to the  $i$ -band data. The time axis is with respect to the  $i$ -band maximum.

Three corrections need to be taken into account when computing  $Q$ ,  $U$ ,  $P$ , and  $\chi$ : instrumental polarization, interstellar polarization (ISP; polarization induced by dust along the line of sight—both in the Milky Way and the LSQ14mo host), and “polarization bias.” The instrumental polarization caused by the instrument optics can vary across the FOV. Patat & Romaniello (2006) showed that FORS1 exhibited a radial pattern in the  $V$  band with polarization increasing radially from the FOV center. Because the two instruments are very similar, we used their relation to correct the measured Stokes parameters of the field stars (the SN is not affected as it is on the optical axis). The ISP in the Galaxy was estimated with the aid of the field stars. Their positions on the  $Q$ – $U$  plane were used to determine (weighted) average Galactic Stokes parameters, which were subtracted vectorially from the measured  $Q$  and  $U$  to obtain the intrinsic SN polarization. The Galactic ISP was found to be small ( $Q_{\text{Gal}} = 0.05 \pm 0.09\%$ ,  $U_{\text{Gal}} = 0.30 \pm 0.12\%$ ,  $P_{\text{Gal}} = 0.30 \pm 0.12\%$ ) in accordance with the maximum polarization  $P_{\text{Gal}} < 0.6\%$ , which is expected by the low Galactic extinction toward LSQ14mo (Serkowski et al. 1975; Draine 2003). Similarly, we do not expect a large ISP in the host galaxy: the estimated  $E(B - V) \sim 0.1$  mag translates to a limit  $P_{\text{host}} < 0.88\%$  at the probed wavelength. The polarization bias is a known effect (e.g., Wardle & Kronberg 1974) related to the fact that  $P$  is obtained by adding  $Q$  and  $U$  in quadrature and is therefore always a positive quantity. To correct for this effect we used the formula derived by Patat & Romaniello (2006) through Monte Carlo simulations in their Section 4.1. The  $Q$ ,  $U$ ,  $P$ , and  $\chi$  for LSQ14mo that are shown in Table 3 are the values obtained after applying the corrections above.

Finally, we checked the stability of the Stokes parameters for the field stars during the different epochs. Since these are not expected to vary with time, from their dispersion we estimated an rms error for each star. This rms error was included in the ISP determination error budget but it was not applied directly to the LSQ14mo Stokes parameters in Table 3. Stars with similar  $S/N$  as the SN have typical rms errors of 0.38% in  $Q$  and

0.24% in  $U$ . This can be considered as a systematic error that dominates over the errors in Table 3.

### 3. DISCUSSION

Figure 3 shows the location of the SN on the  $Q$ – $U$  plane. We perform a  $\chi^2$  test to test the hypothesis that LSQ14mo is not polarimetrically variable, i.e., that the values of  $Q$  and  $U$  are constant with time. We obtain a reduced  $\chi^2/\text{dof}$  of 0.46 for  $Q$  and 1.63 for  $U$ , around the values  $Q = -0.01\%$  ( $\pm 0.15\%$ ) and  $U = -0.50\%$  ( $\pm 0.14\%$ ). These  $\chi^2/\text{dof}$  correspond to  $p$ -values of 0.76 and 0.16, respectively. There is thus no significant evidence for variability in the Stokes parameters of LSQ14mo. The  $U$  parameter demonstrates higher dispersion than  $Q$  (also visible in Figure 3), but even in this case the evidence for variability is below  $2\sigma$ . Figure 4 shows the time evolution of the polarization degree  $P$  together with the  $V$ -band light curve. This is consistent with an average value of  $P = 0.52\%$  ( $\pm 0.15\%$ ).

We only have five epochs of observations and therefore a more elaborate analysis is difficult. However, we note the following: our second epoch is the only epoch for which the polarization measured for the field stars does not agree with the radial predictions by Patat & Romaniello (2006) for the instrumental polarization (but it is higher). In addition, this epoch is the main source of dispersion (rms error) in the field stars’ Stokes parameters. We were not able to understand the reasons behind this discrepancy but we note that these observations were carried relatively close to a bright moon. Neglecting epoch 2, and by inspecting Figures 3 and 4, it is tempting to speculate whether our last point (+18.5 d) tentatively indicates an increase in the polarization. This would not be unprecedented: a similar behavior is observed in SNe IIP once the outer layers become optically thin (Leonard et al. 2006; Chornock et al. 2010). The picture suggested by Pastorello et al. (2010) in order to explain the spectroscopic evolution of SLSNe I is not very different: while we cannot explain what causes the optically thick characteristic spectra of SLSNe I before and at maximum, it is reasonable to assume that during post-maximum phases we are peering deeper in the ejecta. If the core demonstrates a higher degree of asymmetry than the outer layers we would expect the polarization to increase. Even if motivated, this analysis remains speculative and it still does not yield any statistically significant result ( $p$ -values  $\sim 0.5$  for  $Q$  and  $U$ ). Our data do not allow us to establish any evolution in the polarization of LSQ14mo. More and later data would be required to test this hypothesis. It was not possible to obtain such data as the fading SN quickly became too faint, making polarimetric observations very challenging.

What is certain is that we did not detect a strong polarization signal from LSQ14mo and also that we found no significant evidence for evolution in this (weak) polarization signal. The lack of polarization evolution, which is not expected for an SN (Wang & Wheeler 2008), suggests that the remaining weak signal ( $Q = -0.01\%$ ,  $U = -0.50\%$ ,  $P = 0.52\%$ ) could be explained entirely by ISP in the host of LSQ14mo. This is indeed consistent with the ISP expected from the low reddening in the host ( $P_{\text{host}} < 0.88\%$ ), although this does not need to affect the SN line of sight. However, if this polarization is indeed due to LSQ14mo, and the accuracy of our measurements does not allow us to measure any polarization evolution, the average  $P = 0.52\%$  would translate to a limit of  $E > 0.9$  in the asymmetry of the photosphere (assuming an

**Table 3**  
Polarimetry of LSQ14mo

UT (yy-mm-dd)	JD (days)	Phase <sup>a</sup> (days)	Exp. Time <sup>b</sup> (s)	Seeing ( $''$ )	SNR <sup>c</sup>	$Q^d$ (%)	$U^d$ (%)	$\chi$ (deg)	$P^e$ (%)
2014 Feb 02.2	2456690.71	-6.9	1200	0.70–0.88	312	0.29 (0.33)	-0.28 (0.29)	-22.2 (22.4)	0.35 (0.31)
2014 Feb 11.1	2456699.65	+0.2	800	0.65–0.83	297	0.15 (0.34)	-1.12 (0.35)	-41.1 (8.7)	1.11 (0.35)
2014 Feb 21.2	2456709.69	+8.2	1000	0.62–0.88	287	-0.28 (0.33)	-0.14 (0.34)	12.9 (30.6)	0.24 (0.33)
2014 Feb 27.1	2456715.63	+12.9	1200	0.60–0.70	298	-0.08 (0.33)	-0.28 (0.31)	37.3 (32.5)	0.21 (0.31)
2014 Mar 06.1	2456722.62	+18.5	1200	0.80–0.98	275	-0.12 (0.32)	-0.86 (0.34)	40.9 (10.6)	0.84 (0.34)

**Notes.**

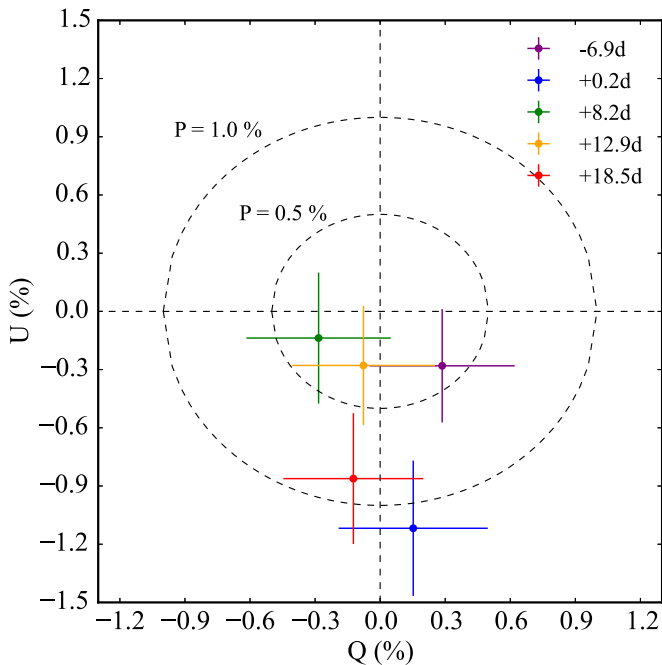
<sup>a</sup> With respect to the  $i$ -band maximum and in the rest frame of LSQ14mo.

<sup>b</sup> Per HWP angle. The total exposure time was four times larger. All observations were divided into two consecutive equal-duration cycles (observation blocks).

<sup>c</sup> Average signal to noise ratio for the SN.

<sup>d</sup> Corrected for ISP in the Milky Way, as determined by field stars. The average ISP is  $Q_{\text{Gal}} = 0.05 \pm 0.09\%$  and  $U_{\text{Gal}} = 0.30 \pm 0.12\%$ .

<sup>e</sup> After correcting for polarization bias (Patat & Romaniello 2006).



**Figure 3.** LSQ14mo on the  $Q$ - $U$  plane (corrected for ISP in the Galaxy). The points are color-coded according to the rest-frame phase as indicated. Concentric circles show polarization degrees of 0.5% and 1.0%.

oblate ellipsoid; Höflich 1991). Therefore, at least during the period of our observations, the projected photosphere of LSQ14mo appears close to spherically symmetric. On the other hand, Dessart & Hillier (2011) argue that for some SN atmospheres, where the continuum and the line formation regions overlap, and the electron scattering optical depth exceeds unity, cancellation effects might lead to a suppression of the polarization, even for significantly aspherical geometries. This might be relevant for extended SNe IIP. In any case, the Type I SLSN LSQ14mo appears less polarized than SN 2006aj ( $P \sim 3\%$ – $5\%$ ; Gorosabel et al. 2006; Maund et al. 2007a), a GRB-associated SN that has been suggested to be powered by a magnetar (Mazzali et al. 2006), and more similar to SN 2008D ( $P \sim 0.4\%$ – $1\%$  in the continuum; Maund et al. 2009; Gorosabel et al. 2010), a more ordinary H-poor event for which spectropolarimetry suggests the presence of a stalled jet (Maund et al. 2009).

The light curves and spectra of LSQ14mo suggest that this is a typical SLSN I. We can obviously not constrain the explosion

mechanism of SLSNe from this single observation. However, the lack of significant asymmetries suggest that if LSQ14mo is powered by CSM interaction, this CSM cannot be significantly asymmetric. The same constraint applies to a magnetar model. We note that magnetars have been observed to show polarized emission in the radio (Kramer et al. 2007). Models based on the radioactive decay of  $^{56}\text{Ni}$  deposited symmetrically in the inner part of the ejecta (Arnett 1982) have already been excluded by previous studies of SLSNe I (e.g., Chatzopoulos et al. 2013).

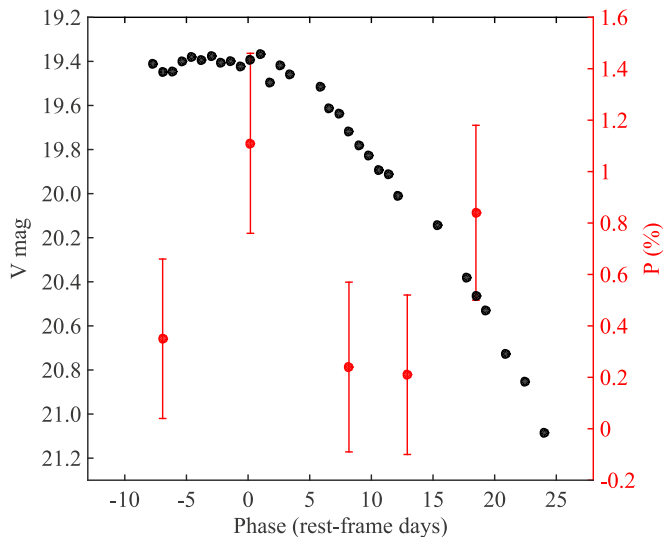
Although broadband polarimetry does not probe spectral lines and the geometry of individual chemical elements in the same precision as spectropolarimetry, it is interesting to note that our  $V$ -band observations are centered exactly on the most prominent feature of the early LSQ14mo spectrum, i.e., the W-shaped feature that has been identified as O II (Quimby et al. 2011; Figure 1). The low polarization in the broadband observations reduces the possibility that this feature is significantly polarized.

Our conclusions are not affected by the corrections we have applied for instrumental polarization and ISP. Omitting these corrections, the Stokes parameters of LSQ14mo remain low ( $Q = 0.04\%$ ,  $U = -0.22\%$ ) and still do not show any significant ( $<1\sigma$ ) evidence for variability.

#### 4. CONCLUSIONS

The main objective of this project is to infer geometric information on H-poor SLSNe that will expand our understanding of their nature. A pioneering step toward this direction was achieved by studying the broadband polarization of the SLSN I LSQ14mo. These are challenging observations, as a target of 20 mag requires 1.5 hr on the VLT to obtain a reasonable accuracy ( $\sim 0.2\%$ ) in the Stokes parameters. Furthermore, additional sources of polarization, such as instrumental and interstellar polarization, can increase the uncertainty budget to  $\sim 0.3\%$ , which can become a nuisance, particularly if the target polarization is intrinsically low.

We have shown that LSQ14mo cannot be significantly polarized, at least during the phases it was observed (between -7 and +19 days in the rest frame). This interval includes phases after maximum when deeper layers of the ejecta are exposed. In addition, we do not see any statistically significant ( $<2\sigma$ ) evolution of the Stokes parameters with time. This suggests that the low levels of polarization ( $Q = -0.01\%$ ,  $U = -0.50\%$ ,  $P = 0.52\%$ ) can be entirely explained by ISP in the host galaxy. Such a low ISP is consistent with the low



**Figure 4.** Evolution of the  $V$ -band light curve of LSQ14mo (black circles; left axis; error bars have been omitted) and the polarization measured in the  $V$  band (red circles; right axis).

levels of dust extinction in the host of LSQ14mo. On the other hand, if the polarization we detect is entirely due to the SN, this would imply a constraint of  $E > 0.9$  in the photosphere asphericity (assuming an oblate ellipsoid; Höflich 1991).

The conclusion we derive is that LSQ14mo does not exhibit any significant deviation from spherical symmetry at the optical depths that we are probing. Alternatively, it is a possibility that we may be looking at it from a special viewing angle or that cancellation effects in an extended atmosphere may have suppressed the polarization (Dessart & Hillier 2011). More observations of H-poor SLSNe are required in order to establish whether the results obtained here are general or apply only to LSQ14mo. Extending observations to later phases or obtaining spectral polarimetry, allowing to study the polarization of each spectral feature separately, is especially interesting.

In the memory of our great friend and colleague Javier Gorosabel who started this project with us but left too early. We thank Joe Anderson, Abdo Campillay, Carlos Corco, Consuelo González, Simon Holmbo, Nidia Morrell, and Mark Phillips for observing LSQ14mo. The research of J.R.M. is supported through a Royal Society University Research Fellowship. M.D.S. and E.H. gratefully acknowledge support provided by the Danish Agency for Science and Technology and Innovation. D.M. is supported by the Instrument Center for Danish Astrophysics. The research of J.C.W. is supported in

part by NSF AST-1109801. Based on data collected under ESO program 092.D-0174(A).

## REFERENCES

- Arnett, W. D. 1982, *ApJ*, **253**, 785
- Baltay, C., Rabinowitz, D., Hadjijska, E., et al. 2013, *PASP*, **125**, 683
- Chatzopoulos, E., Wheeler, J. C., Vinko, J., Horvath, Z. L., & Nagy, A. 2013, *ApJ*, **773**, 76
- Chevalier, R. A., & Irwin, C. M. 2011, *ApJL*, **729**, L6
- Chornock, R., Filippenko, A. V., Li, W., & Silverman, J. M. 2010, *ApJ*, **713**, 1363
- Contreras, C., Hamuy, M., Phillips, M. M., et al. 2010, *AJ*, **139**, 519
- Cooke, J., Sullivan, M., Gal-Yam, A., et al. 2012, *Natur*, **491**, 228
- Dessart, L., & Hillier, D. J. 2011, *MNRAS*, **415**, 3497
- Dexter, J., & Kasen, D. 2013, *ApJ*, **772**, 30
- Draine, B. T. 2003, *ARA&A*, **41**, 241
- Fossati, L., Bagnulo, S., Mason, E., & Landi Degl'Innocenti, E. 2007, in *ASP Conf. Ser. 364, The Future of Photometric, Spectrophotometric and Polarimetric Standardization*, ed. C. Sterken (San Francisco, CA: ASP), **503**
- Gal-Yam, A. 2012, *Sci*, **337**, 927
- Ginzburg, S., & Balberg, S. 2012, *ApJ*, **757**, 178
- Gorosabel, J., de Ugarte Postigo, A., Castro-Tirado, A. J., et al. 2010, *A&A*, **522**, A14
- Gorosabel, J., Larionov, V., Castro-Tirado, A. J., et al. 2006, *A&A*, **459**, L33
- Höflich, P. 1991, *A&A*, **246**, 481
- Inserra, C., & Smartt, S. J. 2014, *ApJ*, **796**, 87
- Jones, D. O., Scolnic, D. M., & Rodney, S. A. 2015, *Astrophysics Source Code Library*, record ascl:1510.010
- Kasen, D., & Bildsten, L. 2010, *ApJ*, **717**, 245
- Kasen, D., Nugent, P., Wang, L., et al. 2003, *ApJ*, **593**, 788
- Kramer, M., Stappers, B. W., Jessner, A., Lyne, A. G., & Jordan, C. A. 2007, *MNRAS*, **377**, 107
- Leloudas, G., Ergon, M., Taddia, F., et al. 2014, *ATel*, **5839**, 1
- Leloudas, G., Schulze, S., Krühler, T., et al. 2015, *MNRAS*, **449**, 917
- Leonard, D. C., Filippenko, A. V., Ganeshalingam, M., et al. 2006, *Natur*, **440**, 505
- Lunnan, R., Chornock, R., Berger, E., et al. 2014, *ApJ*, **787**, 138
- Maund, J. R., Wheeler, J. C., Baade, D., et al. 2009, *ApJ*, **705**, 1139
- Maund, J. R., Wheeler, J. C., Patat, F., et al. 2007a, *A&A*, **475**, L1
- Maund, J. R., Wheeler, J. C., Patat, F., et al. 2007b, *MNRAS*, **381**, 201
- Mazzali, P. A., Deng, J., Nomoto, K., et al. 2006, *Natur*, **442**, 1018
- Nicholl, M., Smartt, S. J., Jerkstrand, A., et al. 2015, *MNRAS*, **452**, 3869
- Pastorello, A., Smartt, S. J., Botticella, M. T., et al. 2010, *ApJL*, **724**, L16
- Patat, F., & Romaniello, M. 2006, *PASP*, **118**, 146
- Quimby, R. M., Kulkarni, S. R., Kasliwal, M. M., et al. 2011, *Natur*, **474**, 487
- Quimby, R. M., Yuan, F., Akerlof, C., & Wheeler, J. C. 2013, *MNRAS*, **431**, 912
- Schlafly, E. F., & Finkbeiner, D. P. 2011, *ApJ*, **737**, 103
- Serkowski, K., Mathewson, D. S., & Ford, V. L. 1975, *ApJ*, **196**, 261
- Smartt, S. J., Valenti, S., Fraser, M., et al. 2015, *A&A*, **579**, A40
- Stritzinger, M. D., Valenti, S., Höflich, P., et al. 2015, *A&A*, **573**, A2
- Thöne, C. C., de Ugarte Postigo, A., García-Benito, R., et al. 2015, *MNRAS*, **451**, L65
- Wang, L., & Wheeler, J. C. 2008, *ARA&A*, **46**, 433
- Wardle, J. F. C., & Kronberg, P. P. 1974, *ApJ*, **194**, 249
- Woosley, S. E. 2010, *ApJL*, **719**, L204
- Woosley, S. E., Blinnikov, S., & Heger, A. 2007, *Natur*, **450**, 390



## Erratum: “Polarimetry of the Superluminous Supernova LSQ14mo: No Evidence for Significant Deviations from Spherical Symmetry” (2015, ApJL, 815, L10)

Giorgos Leloudas<sup>1,2</sup>, Ferdinando Patat<sup>3</sup>, Justyn R. Maund<sup>4</sup>, Eric Hsiao<sup>5,6</sup>, Daniele Malesani<sup>2</sup>, Steve Schulze<sup>7,8</sup>, Carlos Contreras<sup>9</sup>, Antonio de Ugarte Postigo<sup>2,10</sup>, Jesper Sollerman<sup>11</sup>, Maximilian D. Stritzinger<sup>6</sup>, Francesco Taddia<sup>11</sup>, J. Craig Wheeler<sup>12</sup>, and Javier Gorosabel<sup>10,13,14</sup>

<sup>1</sup> Department of Particle Physics and Astrophysics, Weizmann Institute of Science, Rehovot 7610001, Israel

<sup>2</sup> Dark Cosmology Centre, Niels Bohr Institute, University of Copenhagen, Juliane Maries vej 30, 2100 Copenhagen, Denmark

<sup>3</sup> European Southern Observatory, Karl-Schwarzschild-Strasse 2, 85748 Garching, Germany

<sup>4</sup> The Department of Physics and Astronomy, University of Sheffield, Hicks Building, Hounsfield Road, Sheffield, S3 7RH, UK

<sup>5</sup> Department of Physics, Florida State University, Tallahassee, FL 32306, USA

<sup>6</sup> Department of Physics and Astronomy, Aarhus University, Ny Munkegade 120, 8000 Aarhus C, Denmark

<sup>7</sup> Instituto de Astrofísica, Facultad de Física, Pontificia Universidad Católica de Chile, 306, Santiago 22, Chile

<sup>8</sup> Millennium Institute of Astrophysics, Vicuña Mackenna 4860, 7820436 Macul, Santiago, Chile

<sup>9</sup> Las Campanas Observatory, Carnegie Observatories, Casilla 601, La Serena, Chile

<sup>10</sup> Instituto de Astrofísica de Andalucía (IAA-CSIC), Glorieta de la Astronomía s/n, E-18008, Granada, Spain

<sup>11</sup> The Oskar Klein Centre, Department of Astronomy, Stockholm University, AlbaNova, 10691 Stockholm, Sweden

<sup>12</sup> Department of Astronomy, University of Texas at Austin, Austin, TX 78712, USA

<sup>13</sup> Unidad Asociada Grupo Ciencia Planetarias UPV/EHU-IAA/CSIC, Departamento de Física Aplicada I, E.T.S. Ingeniería,

Universidad del País-Vasco UPV/EHU, Alameda de Urquijo s/n, E-48013 Bilbao, Spain

Received 2017 June 14; published 2017 July 3

In our published article, we had applied to our data a correction for the effect of instrumental polarization. This effect is discussed in depth by Patat & Romaniello (2006), where a case study is made for the FORS1 instrument at the VLT, and a recipe for correcting for this effect is provided. During a recent analysis of similar data, we noticed that our code implementation of this recipe contained an error. Namely, the correction in Patat & Romaniello (2006), as set in Equation (18), assumes that the polarization angle induced by the instrument  $\varphi(x, y)$  is defined in a way so that the x-axis coincides with the N–S direction on the detector. Our original implementation assumed a reference frame rotated by 90 degrees. As a result, the instrumental polarization was not removed but rather numerically enhanced by this correction (see Equation (18) in Patat & Romaniello 2006). We stress that this did not directly affect the SN, as this lies the center of the FOV and instrumental polarization increases as a function of radius from the optical axis. However, depending on their position on the detector, it did affect some of the comparison stars in the local sequence that was used for the determination of the ISP. In practice, this induced an artificial scatter in the location of the comparison stars on the Q–U plane, which was larger than the real scatter. In our published article, we had noticed this scatter and had attempted to account for it as a systematic error, whose source we did not understand. This was of course limiting our precision in the determination of the ISP and was reducing our ability to deduce safe conclusions on the significance of the SN polarization in comparison to the field stars.

Using the correct implementation of the instrumental polarization correction the results are improved. The polarization of the field stars is convincingly removed and their scatter on the Q–U plane is significantly reduced. This leads to an improved determination of the Galactic ISP that we estimate now to be  $Q_{\text{Gal}} = -0.13 \pm 0.07\%$  and  $U_{\text{Gal}} = 0.03 \pm 0.08\%$ . We are therefore able to re-derive the polarization properties of LSQ14mo more accurately and without the need for including a systematic error. As a result of these updated calculations, we provide here updated versions of Figures 3 and 4 as well as an updated version of Table 3.

**Table 3**  
Polarimetry of LSQ14mo

UT (yy-mm-dd)	JD (days)	Phase <sup>a</sup> (days)	Exp. time <sup>b</sup> (s)	Seeing ( $''$ )	SNR <sup>c</sup>	$Q^d$ (%)	$U^d$ (%)	$\chi$ (deg)	$P^e$ (%)
2014-02-02.2	2456690.71	−6.9	1200	0.70–0.88	312	0.46 (0.27)	−0.09 (0.22)	−5.6 (13.6)	0.42 (0.27)
2014-02-11.1	2456699.65	+0.2	800	0.65–0.83	297	0.35 (0.26)	−0.59 (0.27)	−29.7 (11.1)	0.65 (0.27)
2014-02-21.2	2456709.69	+8.2	1000	0.62–0.88	287	0.12 (0.26)	0.17 (0.27)	27.0 (35.7)	0.04 (0.27)
2014-02-27.1	2456715.63	+12.9	1200	0.60–0.70	298	−0.07 (0.26)	−0.19 (0.24)	−55.7 (36.5)	0.04 (0.24)
2014-03-06.1	2456722.62	+18.5	1200	0.80–0.98	275	−0.02 (0.26)	−0.65 (0.28)	−46.1 (11.3)	0.61 (0.28)

### Notes.

<sup>a</sup> With respect to the  $i$ -band maximum and in the rest frame of LSQ14mo.

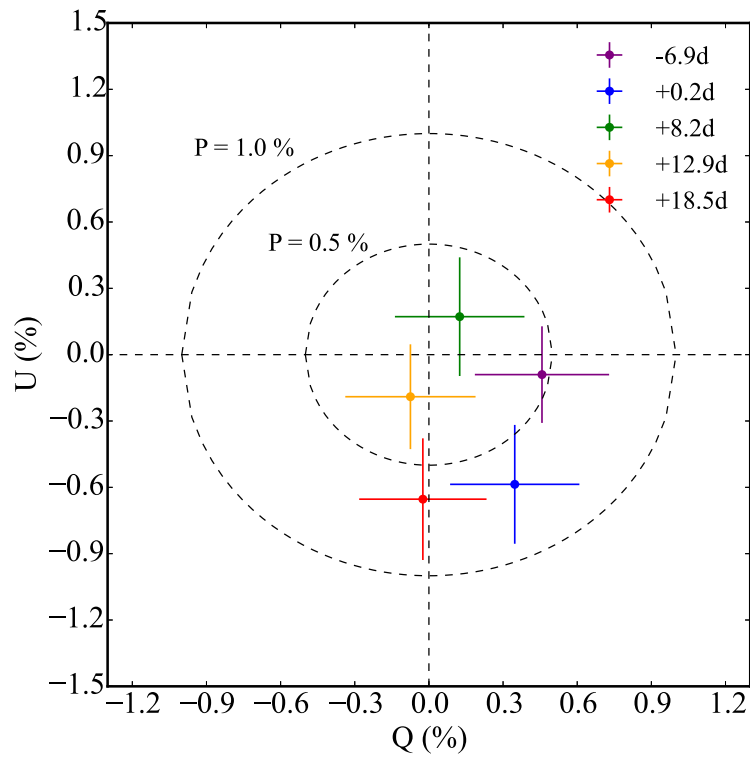
<sup>b</sup> Per HWP angle. The total exposure time was four times larger. All observations were divided into two consecutive equal-duration cycles (observation blocks).

<sup>c</sup> Average signal-to-noise ratio for the SN.

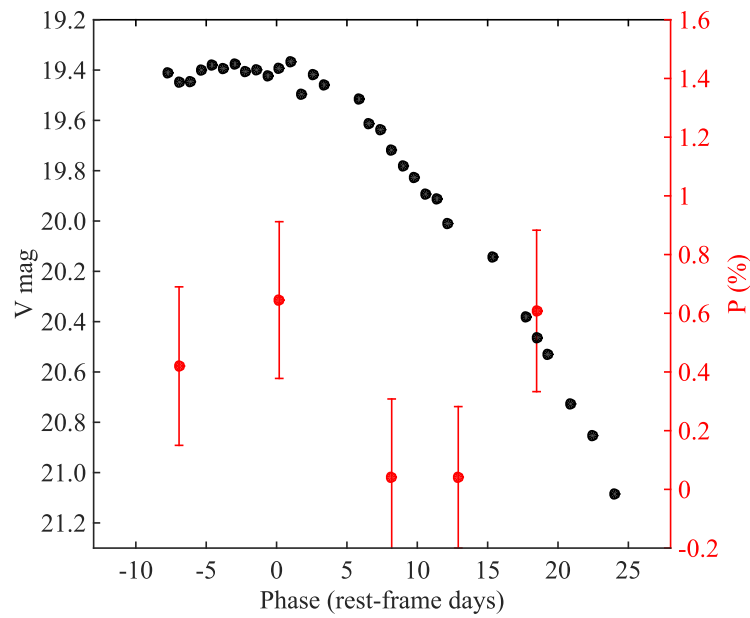
<sup>d</sup> Corrected for ISP in the Milky Way, as determined by field stars. The average ISP is  $Q_{\text{Gal}} = -0.13 \pm 0.07\%$  and  $U_{\text{Gal}} = 0.03 \pm 0.08\%$ .

<sup>e</sup> After correcting for polarization bias (Patat & Romaniello 2006).

<sup>14</sup> Deceased.



**Figure 3.** LSQ14mo on the  $Q$ - $U$  plane (corrected for ISP in the Galaxy). The points are color-coded according to the rest-frame phase as indicated. Concentric circles show polarization degrees of 0.5% and 1.0%.



**Figure 4.** Evolution of the  $V$ -band light curve of LSQ14mo (black circles; left axis; error bars have been omitted) and the polarization measured in the  $V$  band (red circles; right axis).

We observe that (i) the polarization of LSQ14mo is still small and the measurements for all epochs are consistent with the previous results, (ii) there is still no evidence for evolution in the polarization of LSQ14mo. This can be confirmed both by inspecting Figures 3 and 4 (where the scatter has been reduced, despite the smaller error bars) and by a  $\chi^2$  test, (iii) the updated values for the polarization of LSQ14mo, averaged over all epochs, are  $Q = 0.16\%$  ( $\pm 0.12\%$ ) and  $U = -0.25\%$  ( $\pm 0.11\%$ ).

Our original conclusions are therefore unaffected. However, the numbers presented in this erratum replace and supersede those presented in the published article.

### Reference

Patat, F., & Romaniello, M. 2006, *PASP*, 118, 146