



Deposited via The University of Leeds.

White Rose Research Online URL for this paper:

<https://eprints.whiterose.ac.uk/id/eprint/154935/>

Version: Accepted Version

---

**Article:**

Liu, Q, Lucas, K and Marsden, G (2021) Public acceptability of congestion charging in Beijing, China: How transferrable are Western ideas of public acceptability? *International Journal of Sustainable Transportation*, 15 (2). pp. 97-110. ISSN: 1556-8318

<https://doi.org/10.1080/15568318.2019.1695158>

---

© 2019 Taylor & Francis Group, LLC. This is an author produced version of a paper published in *International Journal of Sustainable Transportation*. Uploaded in accordance with the publisher's self-archiving policy.

**Reuse**

Items deposited in White Rose Research Online are protected by copyright, with all rights reserved unless indicated otherwise. They may be downloaded and/or printed for private study, or other acts as permitted by national copyright laws. The publisher or other rights holders may allow further reproduction and re-use of the full text version. This is indicated by the licence information on the White Rose Research Online record for the item.

**Takedown**

If you consider content in White Rose Research Online to be in breach of UK law, please notify us by emailing [eprints@whiterose.ac.uk](mailto:eprints@whiterose.ac.uk) including the URL of the record and the reason for the withdrawal request.



### Public Acceptability of Congestion Charging in Beijing, China

Journal:	<i>International Journal of Sustainable Transportation</i>
Manuscript ID	UJST-2019-0068.R2
Manuscript Type:	Full Paper
Date Submitted by the Author:	n/a
Complete List of Authors:	Liu, Qiyang; University of Leeds Institute for Transport Studies, Lucas, Karen; University of Leeds, Institute for Transport Studies Marsden, Greg; University of Leeds, Institute for Transport Studies;
Keywords:	Public acceptability, Congestion charging, SEM, Beijing, Transferability

SCHOLARONE™  
Manuscripts

1  
2  
3 **Public Acceptability of Congestion Charging in Beijing, China: How Transferrable**  
4 **are Western Ideas of Public Acceptability?**  
5  
6

7  
8 Qiyang Liu, Karen Lucas, Greg Marsden  
9

10 *Institute for Transport Studies, University of Leeds, 34-40 University Road, Leeds LS2*  
11 *9JT, United Kingdom*  
12

13  
14  
15 tsq1@leeds.ac.uk  
16

17  
18 Provide short biographical notes on all contributors here if the journal requires them.  
19  
20  
21  
22  
23  
24  
25  
26  
27  
28  
29  
30  
31  
32  
33  
34  
35  
36  
37  
38  
39  
40  
41  
42  
43  
44  
45  
46  
47  
48  
49  
50  
51  
52  
53  
54  
55  
56  
57  
58  
59  
60

For Peer Review Only

## Public Acceptability of Congestion Charging in Beijing, China: How Transferrable are Western Ideas of Public Acceptability?

Public acceptability is a major concern for road pricing schemes in Western countries but has not yet been sufficiently studied in the context of Chinese cities, a number of which are considering the introduction of such travel constraint measures. This study explores factors influencing public acceptability of a proposed congestion charge in the City of Beijing. In so doing, the study focuses on understanding the appropriateness of Western frameworks for assessing public acceptability in the Chinese context. Through literature review and focus groups a survey to test different public acceptability constructs was developed (N=1104). A Structural Equation Model was used to analyse relationships that exist among the different aspects of public acceptability. The results demonstrate that public acceptability is dominantly influenced by the level of trust towards the Government and experts. Various determinants in the Western context, such as access to information and perceived effectiveness were not found to have a significant impact on public acceptability. The results imply that public acceptability of congestion charging in the Chinese context has a stronger resonance with wider social issues such as equity than more specific transport problems such as congestion. As such, attempting to present evidence on the anticipated effectiveness of the policy in alleviating congestion and smog may not make the policy more acceptable to the public. The overall inference of the study is that contextual factors are more important than has been previously considered within public acceptability studies.

Keywords: Public acceptability, Congestion charging, SEM, Beijing, Transferability

### 1. Introduction

Traffic congestion and transport-related air pollution have become, and remain, two of the most intractable problems in Chinese cities. Despite significant investment in building new road and public transport infrastructures, as well as implementing policies to control car ownership and use, such as Beijing's road space rationing policies (Shen, Kwan, & Chai, 2013) and Shanghai's license auction (Hao, Wang, & Ouyang, 2011),

1  
2  
3 these problems have never been perceptibly alleviated.  
4

5 Congestion charging first appeared in public discourse in China right after the  
6 implementation of Beijing's end-number license plate restriction policy during the 2008  
7 Beijing Olympic Games. In September 2011, it was first indicated that research on  
8 congestion charging in big cities should be carried out in the official document *Guiding*  
9 *Opinions of Further Implementation of Smooth Traffic Project*, jointly issued by four  
10 ministries (Ministry of Public Security, et al., 2011). In February 2012, a cadre<sup>1</sup>  
11 disclosed the information that congestion charges would be implemented in some big  
12 cities by the end of 2012 (Caijing, 2012). In September 2013, Beijing Municipal  
13 Environmental Protection Bureau issued a document requiring the Municipal  
14 Commission of Transport and Environmental Protection Bureau to set out Beijing  
15 congestion charge in the near future (China Daily, 2013).  
16  
17  
18  
19  
20  
21  
22  
23  
24  
25  
26  
27  
28  
29

30 Smog attracted less attention until reporter Chai Jing's film "Under the Dome"  
31 swept across mainland China in 2013 (Powers, 2016), stimulating discussion about air  
32 pollution caused by transport. Beijing Emergency Management issued its highest air  
33 pollution alert for the first time and made an announcement at 18:00 on December 7,  
34 2015, indicating that all primary schools, junior high schools and high schools should  
35 close for three days and suggesting that companies and organizations adopt flexible  
36 working times for employees to avoid the worst exposures. In response to the red alert,  
37 in 2015 the Beijing Municipal Commission of Transport intimated that a pilot  
38 congestion charge would be studied as one part of the Congestion Control Action Plan,  
39 aimed at improving the urban street network, encouraging green commuting and  
40 reducing traffic congestion (Chinatimes, 2015).  
41  
42  
43  
44  
45  
46  
47  
48  
49  
50  
51  
52  
53  
54  
55  
56  
57

---

58  
59 <sup>1</sup> in the Communist Party, a cadre is a party worker or official.  
60

1  
2  
3 However, the pilot congestion charge has not yet been brought forward. It has  
4  
5 been suggested that this may be due to reported low public acceptability of the policy  
6  
7 (e.g. China Youth Daily, 2013; Autohome, 2018). Acceptability can be considered from  
8  
9 an individual perspective but may also reflect a more collectively shared judgement  
10  
11 about the proposed scheme. According to Wüstenhagen et al. (2007), there are three  
12  
13 dimensions of acceptability: (a) social-political acceptance which, on the broadest level,  
14  
15 focuses on acceptance of tolls and their distributional effects by policymakers and the  
16  
17 general public measured via opinion polls; (b) market acceptance that focuses on  
18  
19 willingness-to-pay models; and (c) community acceptance which refers to local  
20  
21 responses to the sitting of a congestion charging policy. Although the public  
22  
23 acceptability of road charging has been extensively studied in the transport literature, it  
24  
25 has rarely been considered in the Chinese context. Moreover, it is questionable whether  
26  
27 Western context-based frameworks for analysing public acceptability can simply be  
28  
29 transferred to the Chinese context, given the very different philosophical underpinnings,  
30  
31 culture, and political system in China. This paper, therefore, contributes to and  
32  
33 diversifies the evidence-base by investigating public acceptability of road charging in  
34  
35 the Chinese context. Specifically, it compares the literatures about public acceptability  
36  
37 from Western contexts with literature from Chinese contexts, looking at similarities in  
38  
39 terms and meanings and identifying concepts which do not fit. A survey of residents in  
40  
41 Beijing is used to develop relationships between different factors from the literature and  
42  
43 measures of acceptability with the aim of comparing the underlying relationships with  
44  
45 those reported in the West. The paper demonstrates some important conceptual  
46  
47 differences which warn against straightforward cross-cultural transfer of complex  
48  
49 socially constructed notions such as public acceptability.  
50  
51  
52  
53  
54  
55  
56  
57  
58  
59  
60

1  
2  
3 The paper proceeds as follows. Section 2 reviews relevant literature on public  
4 acceptability of congestion charging, including key determinants of public acceptability  
5 in the Western context and the rationale for considering the culture-specific  
6 determinants in the Chinese context. Section 3 describe the methodology: first, it  
7 presents the conceptual framework modified by key findings from a set of focus group  
8 discussions; second, it sketches out the survey design and data; third, it introduces the  
9 analytical process and model development. Section 4 presents the descriptive results  
10 and results of a Structural Equation Model to explore the strength and directionality of  
11 relationships. We discuss the results and conclude the research in section 5, reflecting  
12 on the broader implications of the work as well as the specific case of congestion  
13 charging in Beijing.  
14  
15  
16  
17  
18  
19  
20  
21  
22  
23  
24  
25  
26  
27  
28  
29

## 30 **2. Attitudinal Factors Influencing Public Acceptability**

31 This section reviews the Western literature on public acceptability of road pricing  
32 policies and then compares the findings with similar literature from a Chinese context,  
33 augmented with additional cultural insights. Through this, the section identifies some  
34 key potential differences between the two literatures which will be explored through the  
35 empirical work.  
36  
37  
38  
39  
40  
41  
42  
43  
44

### 45 ***2.1 Determinants in the Western Context***

46 Introducing charges to a service or resources which is traditionally free for the public  
47 triggers an intense focus on public acceptability in the literatures. Several frameworks  
48 for specifically analysing public acceptability of road pricing schemes have been  
49 proposed (Jakobsson, Fujii, & Gärling, 2000; Schade & Schlag, 2003b; Schlag &  
50 Teubel, 1997), identifying different key determinants of public acceptability in the  
51 Western context. These include: the role of information; perceived effectiveness of the  
52  
53  
54  
55  
56  
57  
58  
59  
60

1  
2  
3 proposed scheme; individual freedom; revenue reallocation and transparency; perceived  
4  
5 equity; perception of problems; trust in government; and social norms. These are briefly  
6  
7 reviewed below.

8  
9  
10 What people understand a pricing scheme to be (information) impacts on their  
11  
12 perceptions of scheme acceptability. Rye, Gaunt, and Ison (2008) identified information  
13  
14 as one of the key barriers to the implementation of road user charging in Edinburgh.  
15  
16 Understandable details of the proposed scheme were also found to have influence on  
17  
18 public acceptability in the US context and in Canada (Bhatt, Higgins, Berg, &  
19  
20 Analytics, 2008; Litman, 2005). The complexity of a scheme can lower public  
21  
22 acceptability of congestion charging (Bonsall & Lythgoe, 2009; Francke & Kaniok,  
23  
24 2013; O'Grady, Millington, Bacon, Bullock, Taylor, & Viner, 2010).

25  
26  
27 The perceived effectiveness of a scheme with regards to congestion reduction  
28  
29 also plays an important role in obtaining public acceptability (Rienstra, Rietveld, &  
30  
31 Verhoef, 1999; Schade & Schlag, 2000; Stead, 2008). Road pricing schemes are more  
32  
33 acceptable to people who perceive them as an effective measure (Jaensirisak, Wardman,  
34  
35 & May, 2005; Jagers, Matti, & Nilsson, 2017; B. D. Taylor & Kalauskas, 2010).

36  
37  
38 Individual claims about the restriction of personal freedom (Jakobsson et al.,  
39  
40 2000; Jou, Hensher, Wu, & Fujii, 2010; Tertoolen, Van Kreveld, & Verstraten, 1998),  
41  
42 car dependency (Eliasson & Jonsson, 2011), and privacy concerns (Borins, 1988; Hau,  
43  
44 1990) were identified as some of the key elements of public acceptability in the  
45  
46 framework proposed by Schlag and Teubel (1997). Privacy is more of a concern in the  
47  
48 US (Mobility Pricing Independent Commission, 2018; Richardson & Bae, 2008).  
49  
50 however, it was not the case in Europe. Link and Polak (2003) undertook a two-stage  
51  
52 survey to interview 104 decision makers and 1300 citizens in 9 European countries, the  
53  
54 results showed that neither policy makers nor citizens considered privacy issues as a  
55  
56  
57  
58  
59  
60

1  
2  
3 major barrier to introducing road pricing schemes. Privacy has not been an issue in the  
4  
5 schemes in operation in Gothenburg (Börjesson & Kristoffersson, 2015). As the  
6  
7 evidence suggests that Chinese people have a lower privacy concern than Western  
8  
9 people (L. Chen & Tsoi, 2011), individual claims are not considered as a determinant in  
10  
11 this study.  
12  
13

14  
15 Revenue reallocation and transparency is identified as another key determinant  
16  
17 of public acceptability in the Western literature (Eliasson & Mattsson, 2006; Farrell &  
18  
19 Saleh, 2005; Hensher & Puckett, 2007; Santos & Shaffer, 2004; Thorpe, Hills, &  
20  
21 Jaensirisak, 2000). Schlag and Teubel (1997) stated that the reason why public  
22  
23 acceptability of pricing measures is lower than other restrictive schemes, such as access  
24  
25 controls, is that other 'push' measures do not collect revenue. Schuitema and Steg (2008)  
26  
27 revealed that the acceptability of pricing schemes increases when car users expect to be  
28  
29 compensated for possible negative consequences. Partly related to this issue, the impact  
30  
31 of equity issues on public acceptability has been extensively discussed within the  
32  
33 literature (Bröcker, Korzhenevych, & Schürmann, 2010; Fujii, Gärling, Jakobsson, &  
34  
35 Jou, 2004; Giuliano, 1994; Litman, 2005; Raux & Souche, 2004) with perceived  
36  
37 inequity a key reason for public hostility. Viegas (2001) looked at the reasons behind  
38  
39 political hostility towards road pricing schemes, indicating a central role for perceived  
40  
41 inequity and accountability issues. Both the distribution of additional costs and who  
42  
43 benefits from the income that they generate are thought to matter (Schlag & Teubel,  
44  
45 1997).  
46  
47  
48  
49

50  
51 All the aforementioned factors are influenced by general environmental attitudes  
52  
53 (Eliasson & Jonsson, 2011), general perceptions of congestion or pollution problems  
54  
55 that should be solved (Oehry, 2010; Schade & Schlag, 2003a), as well as public  
56  
57 awareness of possible solutions to mitigate these problems (Bird & Morris, 2006).  
58  
59  
60

1  
2  
3 Without problem acceptance, the solution acceptance is low (Eriksson, Garvill, &  
4 Nordlund, 2008; Schade & Schlag, 2000). However, according to B. Taylor and Brook  
5 (1998), well recognised traffic problems do not necessarily lead to high public support  
6 for new policies. Schmöcker, Pettersson, and Fujii (2012) have identified 'trust in  
7 government' as a key determinant of public acceptability of congestion charge policies  
8 (Gaunt, Rye, & Allen, 2007; Kim, Schmöcker, Fujii, & Noland, 2013; McQuaid &  
9 Grieco, 2005). A problem can be accepted but government not then trusted to put in  
10 place an effective solution to it.  
11  
12  
13  
14  
15  
16  
17  
18  
19  
20

21 There is evidence that social pressure is positively connected with the  
22 acceptability of transport pricing measures. For instance, Schade and Baum (2007)  
23 found that motorists are more likely to accept the charge if they believed the charge is  
24 an inevitable measure. Börjesson, Eliasson, Hugosson, and Brundell-Freij (2012)  
25 analysed the successful experience of implementing congestion charge in Stockholm  
26 and indicated that with all political parties' support for the charges, the acceptance was  
27 improved. It is suggested that public acceptability of pricing schemes could be  
28 improved in case that social norms are changed in a favourable way towards road  
29 pricing (Schade & Schlag, 2003a).  
30  
31  
32  
33  
34  
35  
36  
37  
38  
39  
40  
41  
42  
43  
44  
45

## 46 ***2.2 Culture-specific Determinants in the Chinese Context***

47 Chinese scholars started to include public acceptability in their research on the  
48 effectiveness of car ownership controlling policies recently (Xiaohong Chen & Zhang,  
49 2012; Xiaojie Chen & Zhao, 2013a; Hao et al., 2011). Xiaojie Chen and Zhao (2013a)  
50 surveyed attitude towards several transport policy options in Shanghai, including a  
51 congestion charge. They concluded that almost all options which require personal  
52 sacrifices are unlikely to be acceptable, especially congestion charging.  
53  
54  
55  
56  
57  
58  
59  
60

1  
2  
3           Xiaojie Chen and Zhao (2013b) used structural equation models to study the  
4 acceptance of Shanghai car license auction policy but they did not consider attitudinal  
5 factors in the study. Xiaojie Chen and Zhao (2013a) also sketched a framework to  
6 investigate public acceptance of the car license auction policy but again without pre-  
7 scheme attitudinal variables. Government vehicles<sup>2</sup> were identified as a key factor  
8 influencing public acceptance of the policy as citizens believe government vehicles  
9 have advantages in obtaining vehicle licenses and contribute significant amounts of  
10 traffic.  
11  
12

13           Some scholars have studied the cultural and political factors influencing the  
14 effectiveness of transport policies in the specific Chinese context (de Jong, 2012; Wang,  
15 2010), but most of scholars analyse Chinese transport policies by simply applying  
16 Western context-based frameworks without adapting them to the Chinese context (Sun,  
17 Feng, & Lu, 2016). Although the complex framework proposed by Xiaojie Chen and  
18 Zhao (2013a) did include some culture-specific determinants, the selection criteria for  
19 these variables was not well explained. We would suggest that there are at least three  
20 cultural specificities that are important in the case of congestion charging, in addition to  
21 government car use.  
22  
23

24           Firstly, the term 'to accept' is an initiative act to approve or consent to a  
25 proposed scheme in the Western context. This is not the case in the Chinese context.  
26 The Confucian-Legalist way to maintain social stability depends on promulgating the  
27 sense of hierarchy and the willingness to sustain the rigid social hierarchy (Jacobs,  
28  
29  
30  
31  
32  
33  
34  
35  
36  
37  
38  
39  
40  
41  
42  
43  
44  
45  
46  
47  
48  
49  
50  
51  
52

---

53  
54 <sup>2</sup> Government vehicles include vehicles belonging to the Party and government organs,  
55 government-sponsored public institutions and state-owned enterprises. Such vehicles would  
56 be exempt from charges or they would be paid by the state.  
57  
58  
59  
60

1  
2  
3 Guopei, & Herbig, 1995; Kutcher, 2000; Y. B. Zhang, Lin, Nonaka, & Beom, 2005).  
4  
5 With the obsession of the immense hierarchical system, people are given a clear social  
6  
7 identity, and discouraged from jeopardizing these identities by acting outside of their  
8  
9 social norms. A social norm of obedience to authority is formed to drive the public to  
10  
11 conform to traditional standards of behaviour that the ruling classes require. Thus,  
12  
13 dominated by such a social norm, in most cases obedience to authority is the most  
14  
15 proper way to act for the majority of citizens who are at low levels in the hierarchical  
16  
17 system (Kelman & Hamilton, 1989).  
18  
19  
20

21  
22 Secondly, we can discern an egalitarian tendency in the Chinese notion of social  
23  
24 equity (Liu, Lucas, Marsden, & Liu, 2019). Egalitarianism in China appears to manifest  
25  
26 occasionally as extreme egalitarianism whereby society is considered better off if  
27  
28 resources are taken away from a rich person without any redistribution to poorer people.  
29  
30 Hence, underlying income inequities may not be perceived as a problem in the same  
31  
32 way as that in the West and distributional issues are focussed on different hierarchical  
33  
34 structures and winners and losers.  
35  
36

37  
38 Thirdly, it is widely reported that migrants are unfairly treated because the  
39  
40 hukou registration system officially identifies them as a resident of another area (Chan  
41  
42 & Zhang, 1999; Liang, 2015). Rural-urban migrants have been experiencing systematic  
43  
44 injustices, including restricted access to housing and local schooling (Chan &  
45  
46 Buckingham, 2008; Tao & Xu, 2007). As any congestion charge may further increase  
47  
48 migrants' economic burden the research design had to investigate whether perceived  
49  
50 hukou-related equity influenced public acceptability. Whilst the review has highlighted  
51  
52 some potentially important differences between the West and China, these differences  
53  
54 were explored further to modify the conceptual framework through focus group  
55  
56 discussions (see section 3.2).  
57  
58  
59  
60

### 3. Research Design & Analysis Approach

#### 3.1 General Research Design

Although a mixed method approach was adopted for the study as a whole, for reasons of brevity this paper only reports on its quantitative elements. In the full study design, qualitative data was used for an in-depth exploration of the complex nature of the public acceptability issue and people's concerns about the proposed scheme in the Chinese context (reported in Liu et al., 2019). This helped in the design of a quantitative representative sample survey with 1104 valid responses, which was then used to collect measurable public attitude towards congestion charging from of the population to develop a framework for assessing public acceptability in the Chinese context for testing the main hypothesis.

#### 3.2 Survey Design & Data

Based on a comprehensive review of the literature and qualitative explorations conducted prior to the survey, a framework was proposed to organise determinants of public acceptability (shown in Figure 1). Three to five quotes from focus group participants that corresponded to the main themes emerging were selected and then assigned to their relevant theoretical constructs. Among them, some constructs were asked in a similar way to Western methods to test whether those constructs are relevant, including problem perception, perceived effectiveness, and acceptability of congestion charging. Items in other constructs were more cultural specific, but nonetheless can properly reflect the way Chinese respondents may perceive transport inequities, trust issues, and social conformity. Finally, a total of 78 representative statements were initially selected to form a pilot survey.

*Insert Figure 1 about here*

1  
2  
3 All statements were recorded as a 6-point Likert scale, ranging from 1 (strongly  
4 disagree) to 6 (strongly agree). An even numbered scale was adopted in this study  
5 because even-numbered scales can force the respondent to commit to a certain position  
6 (Brown, 2000). This is preferred because giving a neutral response to questions may be  
7 a result of absentmindedness or using the non-committal option for political  
8 equivocation in this context. Moreover, Raaijmakers, Van Hoof, t Hart, Verbogt, and  
9 Vollebergh (2000) revealed that neutral responses are more frequently expressing "don't  
10 know" instead of a neutral position. Since the statements in the questionnaire are quite  
11 straightforward, it is unlikely that respondents cannot express their opinions about the  
12 statements. Besides, 6-point Likert scales have been found to have higher reliability  
13 than 5-point scales (Chomeya, 2010).  
14  
15  
16  
17  
18  
19  
20  
21  
22  
23  
24  
25  
26  
27

28 The statements in the final survey were refined through a pilot online survey  
29 which was conducted in September 2017. 126 respondents with a background in  
30 psychology, sociology or political science were asked to do the pilot survey and give  
31 feedback. Cronbach's  $\alpha$  values of each construct were calculated to test the internal  
32 consistency. We took 0.7 as the acceptable level of internal consistency (Tavakol &  
33 Dennick, 2011). Items were eliminated if removing the items increased the Cronbach's  
34  $\alpha$  value to the acceptable level 0.7. Some items were also eliminated because they were  
35 deemed to be ambiguous, misleading, or politically sensitive according to the feedback  
36 from the pilot survey participants.  
37  
38  
39  
40  
41  
42  
43  
44  
45  
46  
47  
48

49 The shortened survey with 49 attitudinal questions (shown later in Table 3) was  
50 conducted in November 2017. Hard-copy questionnaires were distributed and  
51 completed on-street at commercial areas, bus stops, city parks, and residential areas in  
52 various districts of Beijing. A final sample of 1104 valid responses was obtained. Table  
53  
54  
55  
56  
57  
58  
59  
60

1  
2  
3 2 reports the socio-demographic information of the sample. The sample is compared to  
4  
5 the Beijing population in general (Beijing Municipal Bureau of Statistics, 2017).  
6

7  
8 People residing outside the fifth ring road (51%) are underrepresented in the  
9  
10 sample (23.9%) while the sample has more people living within the third ring road  
11  
12 (33.8%) and between the third and fifth ring road (42.3%) than the Beijing population  
13  
14 (18.8% and 30.2 respectively). For a city the size of Beijing it is difficult to attain  
15  
16 representative population samples, but, the sample may contain more native Pekingese  
17  
18 and richer people than are represented in the Beijing-wide population; because the  
19  
20 housing price inside the third ring road is higher and 51.6% of permanent migrant  
21  
22 population reside outside the fifth ring road (People's Daily, 2015). People residing  
23  
24 outside the fifth ring road are underrepresented in the sample which may have  
25  
26 influenced the impact of perceived hukou-related inequity. As the focus of this study is  
27  
28 on understanding the significance of different acceptability constructs rather than on  
29  
30 determining a representative pan-Beijing response to the charge this slight bias in the  
31  
32 sample is not seen as too problematic for the analysis nor requiring weighting of the  
33  
34 sample.  
35  
36  
37  
38  
39

40 *Insert table 2 about here*  
41  
42  
43

### 44 **3.3 Analysis Approach** 45

46  
47 Structural Equation Modelling is a form of causal modelling which includes a set of  
48  
49 mathematical and statistical models that fit structures of constructs to data (Kaplan,  
50  
51 2008). SEMs are widely used in social sciences to represent the causal influences of  
52  
53 exogenous variables on endogenous variables, as well as the causal relationship  
54  
55 between different endogenous variables (Cuttance & Ecob, 2009; MacCallum & Austin,  
56  
57 2000). According to X. A. Koufteros (1999), X. Koufteros, Vonderembse, and Doll  
58  
59  
60

1  
2  
3 (2001) and Golob (2003), the analytical approach included an exploratory factor  
4 analysis (EFA), a confirmatory factor analysis (CFA), and the testing of the structural  
5 model (shown in Fig. 2).  
6  
7  
8

9  
10 *Insert Figure 2 about here*  
11  
12

13  
14 An exploratory study was conducted to identify latent variables underlying the complete  
15 set of items (implemented in SPSS Package). Corrected item-total correlations were  
16 then used to eliminate items which are inconsistent with the average behaviour of the  
17 others in the set (Howard & Forehand, 1962). The commonly adopted bound of  
18 acceptable corrected item-related correlation is 0.35 (Beck, Steer, & Brown, 1996).  
19 Also, an item should be deleted if there was another item with an item-total correlation  
20 greater than 0.9 (Kriston, Scholl, Hölzel, Simon, Loh, & Härter, 2010). The corrected  
21 item-total correlation tests were performed for each construct. The results showed that  
22 the statements are reliable to measure their intended constructs as the corrected item-  
23 total correlations ranged from .382 to .890.  
24  
25  
26  
27  
28  
29  
30  
31  
32  
33  
34  
35

36  
37 A within-block factor analysis was conducted before subjecting all items to  
38 check the within block dimensionality (Houston, 2004; Schlegel, Grandjean, & Scherer,  
39 2012). CFA was employed to test the within block dimensionality in this study (Ziegler  
40 & Hagemann, 2015). The loadings of problem perception items are relatively lower  
41 (ranged from 0.722 to 0.786) than items in other blocks (ranged from .835 to .965). In  
42 general, there is sufficient evidence of unidimensionality.  
43  
44  
45  
46  
47  
48  
49

50 An EFA of the entire set of variables was then conducted to extract main factors.  
51 Principal component analysis (PCA) and principal axis factoring (PAF) are two widely  
52 used methods for factor extraction. Researchers conduct a factor analysis assuming that  
53 latent constructs or a causal model exists, however PCA is merely a variable reduction  
54 technique (Bentler & Kano, 1990; Kambhatla & Leen, 1997; Khodadady & Hashemi,  
55  
56  
57  
58  
59  
60

1  
2  
3 2010). Thus, PAF was selected for this study because its intention is to identify latent  
4 variables that contribute to the common variance (Kline, 2015; Widaman, 1993).  
5  
6

7  
8 Two types of rotations can be used to identify factors: the orthogonal rotation  
9 method and the oblique rotation method (Churchill & Iacobucci, 2006). Orthogonal  
10 rotations assume that the factors are not correlated, while oblique rotations assume there  
11 are correlations between factors (Jolliffe, 1986). Osborne, Costello, and Kellow (2008)  
12 argue that although orthogonal rotation produces more easily interpretable results, it  
13 may neglect the interconnectedness between different factors . Since some factors are  
14 sub-constructs under more general constructs, correlations between these sub-constructs  
15 were expected. Also, according to the literature, there might be correlations between  
16 different constructs, for example trust and perceived equity could be closely interacted.  
17 Therefore, the oblique rotation method was employed in this study.  
18  
19  
20  
21  
22  
23  
24  
25  
26  
27  
28  
29

30 The resulting exploratory solution indicated an eight factor solution. The eight  
31 factors that had eigenvalues greater than 1.0 explained 72% of the variance. Factor  
32 loadings which represent the strength of the relationship between the item and the factor  
33 were used as indicators to interpret the role each item plays in a factor. 0.6 was used as  
34 a cutoff point for deciding whether the item has a significant contribution to the  
35 corresponding factor (Hair, Anderson, Tatham, & Black, 1984). Moreover, we  
36 examined whether these factors represent meaningful constructs because a factor should  
37 only be retained if it could be interpreted in a meaningful way no matter how solid the  
38 empirical evidence for its retention (Worthington & Whittaker, 2006).  
39  
40  
41  
42  
43  
44  
45  
46  
47  
48  
49  
50

51 All items measuring trust in government and trust towards experts loaded on one  
52 single factor labelled 'trust', items measuring information about congestion charge and  
53 social media loaded on one factor labelled 'access to information', and items measuring  
54  
55  
56  
57  
58  
59  
60

1  
2  
3 obedience to authority and conformity to social norm loaded on one factor labelled  
4  
5 ‘cultural factors’.  
6

7  
8 Factor five represented problem perceptions including perception of congestion  
9  
10 and smog. However, problem perception items were eliminated because all of the  
11  
12 loadings were below the cutoff point 0.6 and the Cronbach's alpha value of factor five  
13  
14 was lower than 0.7. Although factor loadings of items related to government car use for  
15  
16 all factors were below 0.5, they were retained as another factor because there is strong  
17  
18 evidence from the literature and focus groups showing that the perception of  
19  
20 government car use influences public acceptability of policies in the Chinese context  
21  
22 (Xiaojie Chen & Zhao, 2013a; Guo, 2010).  
23  
24  
25

26  
27 All other items loaded on their intended construct. After eliminating problem  
28  
29 perception items, the lowest factor loading stood at 0.658 which confirmed that items  
30  
31 loaded strongly on their intended factors. Also, none of these three items had cross-  
32  
33 loadings greater than 0.40. Items that significantly load on multiple factors should be  
34  
35 removed even though they may be critical to measure the factor sometimes. It is  
36  
37 because: (a) items that had significant cross-loadings are difficult to interpret, (b) cross-  
38  
39 loadings might be attributed to statistical artifact (Yoo & Donthu, 2001). The cross-  
40  
41 loaded factor (factor 8) did not account for as much as 25% of the variance in the item  
42  
43 (Podsakoff, Ahearne, & MacKenzie, 1997). Therefore, no item needed to be removed  
44  
45 because of high cross-loading.  
46  
47  
48

49  
50 After conducting the EFA, Cronbach's alpha values for each factor were used to  
51  
52 evaluate reliability. The Cronbach's alpha values of other constructs were above the  
53  
54 satisfactory value 0.75, ranged from 0.853 to 0.958. Since the EFA is usually  
55  
56 considered as a preliminary because the unidimensionality cannot be directly assessed,  
57  
58 the CFA was employed to test whether the data confirm the generated model (Garver &  
59  
60

Mentzer, 1999; Lu, Lai, & Cheng, 2007). The software package, AMOS 20, was used to conduct the CFA in this study.

Convergence validity was assessed using t-values (Dunn, Seaker, & Waller, 1994) with an absolute value of 1.96, which corresponds to a 0.05 level of significance, as the acceptable cut-off point for statistical significance (Byrne, 2016). All of the observed variables exceeded the critical ratio at the 0.05 level of significance. Item reliability was estimated by  $R^2$  values with 0.50 as the acceptable cut-off point for reliability (Bollen, 1989). The squared correlations ranged from 0.558 to 0.902, provided the evidence of acceptable item reliability.

Structural Equation Modelling (SEM) was employed to specify the causal relationship between the different determinants and levels of public acceptability. Multiple goodness-of-fit measures which provided by AMOS 20 were used to assess the fit of the structural model to the observed data including normed Chi-square, GFI, AGFI, SRMR, RMSEA, NFI, and CFI (Hooper, Coughlan, & Mullen, 2008).

## 4. Results

### 4.1. Descriptive Results

As shown in Table 3, the overwhelming majority of respondents had a high level of problem perception. Approximately three-quarters of respondents thought they do not have enough information about the policy. Also, congestion charge was perceived more effective than previous transport policies such as traffic restrictions based on the last digit of license plate and license plate lottery.

More than three-quarters of respondents felt the policy is unfair to poorer people but about half of the respondents thought the policy is inequitable to those who do not have the Beijing hukou. Government car use was perceived as a serious problem.

Further, the surveyed sample had a very low level of trust in government and trust towards experts. Moreover, the results show a relatively high level of obedience to authority and conformity to social norms.

The overall acceptability of congestion charge is low: more than three-quarters of respondents did not want it implemented. 31.8% of the respondents thought the policy is favourable to the society as a whole, while only 16.5% of respondents indicated that the policy is favourable to themselves.

*Insert Table 3 about here*

#### **4.2 Model Test**

Based on the modified conceptual framework, Figure 3 shows the schematic diagram that specifies the endogenous variables and their corresponding exogenous variables. In the diagram, indicators (observed variables) are represented by squares, while constructs (latent variables) are represented by oval-shaped circles. Multiple goodness-of-fit measures provided sufficient evidence that the observed data is represented by the hypothesised model ( $\chi^2 = 1564.394$ ,  $df = 558$ ,  $\chi^2/df = 2.803$ ,  $GFI = 0.916$ ,  $AGFI = 0.880$ ,  $CFI = 0.933$ ,  $RMSEA = 0.058^3$ ). Discriminant validity is tested by comparing the average variance extracted (AVE) with the squared correlation between constructs. All of the squared correlations were lower than the AVEs, which provided evidence of discriminant validity for all the constructs. Table 3 presents the standardised estimates of the final model, and Figure 4 manifests the relationships between public acceptability and its determinants.

---

<sup>3</sup> (A)GFI: (Adjusted) Goodness of Fit; CFI: Comparative Fit Index; RMSEA: Root Mean Square Error of Approximation

1  
2  
3 *Insert Figure 3 about here*  
4  
5

6 Table 4 presents the standardised estimates of the model. Cultural influences which  
7 consist of obedience to authority and conformity to social norms had a considerably  
8 strong direct effect (.534) on trust issues. Trust issues which consist of trust in  
9 government and trust towards experts are related to most of the other constructs. Among  
10 them, perceived income inequity, perception of government car use, and public  
11 acceptability are highly correlated with trust issues and the path coefficients are 0.693,  
12 0.516, and 0.600 respectively. Also, perceived income equality and perceived  
13 government car use were found to have significant direct effects on the level of public  
14 acceptability (.094 and .145 respectively).  
15  
16  
17  
18  
19  
20  
21  
22  
23  
24  
25

26 Although access to information is directly related to perceived effectiveness of  
27 previous policies and congestion charging, no significant relations are found between  
28 acceptability and these three constructs. Likewise, the relationship between perceived  
29 hukou related social inequity and public acceptability of congestion charging is not  
30 supported.  
31  
32  
33  
34  
35  
36  
37

38 However, only examining the direct effects can lead to misinterpretation of  
39 relationships with the data, since constructs are interconnected and indirect effects could  
40 sometimes be rather strong. For example, the indirect effect of 'Cultural Influence' on  
41 'Public Acceptability' (.440) is greater than its direct effect (.111). The total effect of  
42 one construct on another is the sum of the direct effect and all indirect effects from the  
43 first construct acting through all intermediate constructs on the second construct. The  
44 standardised total effects are shown in Table 5 and figure 4 presents the relationship  
45 between public acceptability and its determinants. The arrows in Figure 4 symbolise  
46 direct effect between two constructs. Paths that do not have significant direct effects on  
47 public acceptability are not presented.  
48  
49  
50  
51  
52  
53  
54  
55  
56  
57  
58  
59  
60

1  
2  
3 *Insert Table 4 about here*  
4

5  
6 *Insert Table 5 about here*  
7

8  
9 *Insert Figure 4 about here*  
10

## 11 12 **5. Discussion and Conclusion**

13  
14 This paper set out to explore the extent to which public acceptability, and in particular  
15 representations of public acceptability found in the Western literature, might be  
16 appropriate to the context of congestion charging in Beijing. To better understand the  
17 factors that have potential influence on public acceptability of the policy, a survey with  
18 49 attitudinal questions was developed based on the literature and results from focus  
19 groups. The survey was conducted in Beijing and a sample of 1104 valid responses was  
20 obtained. The SEM was applied to analyse the data.  
21  
22  
23  
24  
25  
26  
27  
28  
29

30 The results show that trust in government and trust towards experts play a  
31 dominant role in respondents' support for congestion charging. This corroborates  
32 previous research (Kim et al., 2013) that trust has the strongest effect on public  
33 acceptability of congestion charge. This is distinct from the Western context because it  
34 seems to relate, drawing on the focus groups, to belief in whether government is fully  
35 acting for the citizens when there is no alternative political choice in prospect. The  
36 results verify the hypothesis that obedience to authority and social norms have a  
37 significant impact on public acceptability in the Chinese context. The results are in line  
38 with the Western literature that public acceptability is influenced by perceived fairness  
39 (Jakobsson et al., 2000) but this extends to perception of government car use (Xiaojie  
40 Chen & Zhao, 2013a).  
41  
42  
43  
44  
45  
46  
47  
48  
49  
50  
51  
52  
53  
54

55 Other determinants are not supported in the Chinese context, such as access to  
56 information and perceived effectiveness of the proposed scheme that have previously  
57  
58  
59  
60

1  
2  
3 been identified as important in the Western context. In agreement with the result from  
4  
5 Nanjing (Sun et al., 2016), we conclude that perceived effectiveness does not affect  
6  
7 public acceptability in the Chinese context. Together, the dominant influence of trust,  
8  
9 perceived inequity, and obedience, as well as a lack of consideration of the effectiveness  
10  
11 are the main differences between public acceptability in the Western and Chinese  
12  
13 context.  
14  
15

16  
17 Compared to Western frameworks, public acceptability is a relatively less  
18  
19 complex issue in the Chinese context. Many previously identified factors influencing  
20  
21 public acceptability are missing in this framework. It is because most of empirical  
22  
23 results in the literature are based on a presumption that public acceptability of a policy  
24  
25 is a collective result of citizens' choices depending on balancing costs and benefits  
26  
27 (Gärling & Schuitema, 2007; Hårsman & Quigley, 2010; Schade & Schlag, 2003a).  
28  
29 Policy-makers, therefore, need to convince citizens that the benefits of congestion  
30  
31 charging outweigh the cost to acquire public support in the Western context by offering  
32  
33 detailed and understandable information to convince the public that the proposed  
34  
35 scheme could effectively fulfil its policy objectives. Due to China's polity, the policy-  
36  
37 making process is different from the West (Lieberthal & Oksenberg, 1990; G. Wu,  
38  
39 2015), which may lead to the key differences in public acceptability. Chinese people are  
40  
41 assumed indifferent about detailed information about policies which are still at the  
42  
43 planning stage by government, hence, access to information is regarded as unnecessary  
44  
45 to acquire public support in the China. Secondly, the abovementioned assumption has  
46  
47 led to an expert-cult phenomenon (H. Zhang & Chen, 2004). It is pervasive that the  
48  
49 government only consults with 'experts' instead of seeking opinions of the public (Zhao,  
50  
51 2005). Therefore, citizens do not have experiences of personally evaluating the  
52  
53 effectiveness of a proposed scheme. As a result, public acceptability depends largely on  
54  
55  
56  
57  
58  
59  
60

1  
2  
3 people's attitudes towards the government and experts but is not very much affected by  
4  
5 citizens' perception of the effectiveness of the policies that might be under scrutiny.  
6

7  
8 However, the effectiveness of previous policies which were widely endorsed by experts  
9  
10 have often not met citizens' expectations. This could explain respondents' hostility to  
11  
12 experts and the lack of importance of information.  
13

14  
15 To sum up, because of the strong central power and limited political freedoms in  
16  
17 an authoritarian regime (Lee & Zhang, 2013; Levitsky & Way, 2010; Shorten, 2012;  
18  
19 Teets, 2013), individuals are subordinate to the country and personal interests are  
20  
21 discouraged from consideration. As the relationship between the state and the individual  
22  
23 are so distinct, many of the constructs which exist in Western acceptability studies are  
24  
25 either inappropriate or subject to quite different interpretations. Whilst our sample does  
26  
27 not allow scaling up to understand Beijing wide acceptance of the congestion charging  
28  
29 policy, it appears that as acceptance is strongly affected by the general attitude towards  
30  
31 government, in the short-term, it is unlikely to obtain public support for a particular  
32  
33 policy which may alleviate the problem.  
34  
35  
36

37  
38 There are many shortcuts to **improve** public support for congestion charging in  
39  
40 short-term. Firstly, the government can launch propaganda campaigns to increase  
41  
42 people's general attitudes towards the Party. Secondly, efforts could be made to  
43  
44 convince different groups of people that other population groups sacrifice more because  
45  
46 of the proposed scheme. Thirdly, anti-corruption campaigns which focus on private use  
47  
48 of government cars can be helpful to generate public support for this policy. However,  
49  
50 these measures cannot have long-term effects.  
51  
52  
53

54  
55 To cope with low acceptability of this policy and other policies in a longer-term,  
56  
57 some fundamental changes in the relationship between the government and the people  
58  
59 are necessary. Efforts should be made to encourage lay-citizens to participate in  
60

1  
2  
3 policymaking by providing access to information and secured channel to gather public  
4  
5 opinions. To eliminate the preconceived idea that the purpose of implementing a  
6  
7 charging policy is to collect money from the public, the government should attempt to  
8  
9 consult with lay-citizens about revenue management and the revenue allocation should  
10  
11 be transparent. **Official's asset disclosure** (including assets overseas) could be the silver  
12  
13 bullet for people's perception of corruption. However, all these measures require  
14  
15 institutional changes which are highly unlikely to happen in the near future.  
16  
17

18  
19 This research has several limitations. Firstly, many other cultural factors  
20  
21 identified in the focus groups were not included in the survey as they are difficult to  
22  
23 quantify. Secondly, in Beijing terms, this is a very small sample. Thirdly, the effects of  
24  
25 problem perception were not tested because of the low internal consistency of the two  
26  
27 problem perception constructs. Fourthly, since the policy was still at the planning stage  
28  
29 when the survey was conducted, the results may only reflect the acceptability of a  
30  
31 general concept of congestion charge instead of a concrete policy. There is evidence  
32  
33 that attitudes toward congestion pricing become more negative as details of a policy  
34  
35 emerge **and the familiarity with an implemented charging system increases acceptability**  
36  
37 **again** (Mobility Pricing Independent Commission, 2018). Nonetheless, the results are  
38  
39 sufficiently clear to suggest that it is not appropriate to simply adopt Western ideas of  
40  
41 policy acceptability and attitudes when researching transport policies in a Chinese  
42  
43 context.  
44  
45  
46  
47  
48  
49

## 50 Reference

- 51  
52 Autohome. (2018). *Say No to "Congestion Charge"!*. Retrieved from  
53 <https://chejiahao.autohome.com.cn/info/2213327> (in Chinese)  
54  
55 Beck, A. T., Steer, R. A., & Brown, G. K. (1996). Beck depression inventory-II. *San*  
56 *Antonio, 78*(2), 490-498.  
57  
58 Bentler, P. M., & Kano, Y. (1990). On the equivalence of factors and components.  
59 *Multivariate Behavioral Research, 25*(1), 67-74.  
60

- 1  
2  
3 Bhatt, K., Higgins, T., Berg, J. T., & Analytics, K. (2008). *Lessons learned from*  
4 *international experience in congestion pricing*. Retrieved from  
5 Bird, J., & Morris, J. (2006). *Steering through change: winning the debate on road*  
6 *pricing*: Institute for Public Policy Research.  
7  
8 Bollen, K. A. (1989). A new incremental fit index for general structural equation  
9 models. *Sociological Methods & Research*, 17(3), 303-316.  
10 Borins, S. F. (1988). Electronic road pricing: An idea whose time may never come.  
11 *Transportation Research Part A: General*, 22(1), 37-44.  
12 Börjesson, M., Eliasson, J., Hugosson, M. B., & Brundell-Freij, K. (2012). The  
13 Stockholm congestion charges—5 years on. Effects, acceptability and lessons  
14 learnt. *Transport Policy*, 20, 1-12.  
15 Börjesson, M., & Kristoffersson, I. (2015). The Gothenburg congestion charge. Effects,  
16 design and politics. *Transportation Research Part A: Policy and Practice*, 75,  
17 134-146.  
18 Bröcker, J., Korzhenevych, A., & Schürmann, C. (2010). Assessing spatial equity and  
19 efficiency impacts of transport infrastructure projects. *Transportation Research*  
20 *Part B: Methodological*, 44(7), 795-811.  
21 Brown, J. D. (2000). What issues affect Likert-scale questionnaire formats. *Shiken:*  
22 *JALT Testing & Evaluation SIG Newsletter*, 4(1).  
23 Byrne, B. M. (2016). *Structural equation modeling with AMOS: Basic concepts,*  
24 *applications, and programming*: Routledge.  
25 Chan, K. W., & Buckingham, W. (2008). Is China abolishing the hukou system? *The*  
26 *China Quarterly*, 195, 582-606.  
27 Chan, K. W., & Zhang, L. (1999). The hukou system and rural-urban migration in  
28 China: Processes and changes. *The China Quarterly*, 160, 818-855.  
29 Chen, L., & Tsoi, H. K. (2011). *Privacy concern and trust in using social network sites:*  
30 *a comparison between french and chinese users*. Paper presented at the IFIP  
31 Conference on Human-Computer Interaction.  
32 Chen, X., & Zhang, H. (2012). *Evaluate the Effects of Car Ownership Policies in*  
33 *Chinese Megacities: A Contrastive Study of Beijing and Shanghai*. Paper  
34 presented at the 91st Annual Meeting. Transportation Research Board  
35 Conference.  
36 Chen, X., & Zhao, J. (2013a). Bidding to drive: Car license auction policy in Shanghai  
37 and its public acceptance. *Transport Policy*, 27, 39-52.  
38 Chen, X., & Zhao, J. (2013b). *Car Owners as a Supporting Constituency of Car-*  
39 *Deterring Policies: Preference Variations in Shanghai's Car Licensing Policy*.  
40 Retrieved from  
41 Chomeya, R. (2010). Quality of psychology test between Likert scale 5 and 6 points.  
42 *Journal of Social Sciences*, 6(3), 399-403.  
43 Churchill, G. A., & Iacobucci, D. (2006). *Marketing research: methodological*  
44 *foundations*: Dryden Press New York.  
45 Cuttance, P., & Ecob, R. (2009). *Structural modeling by example: Applications in*  
46 *educational, sociological, and behavioral research*: Cambridge University  
47 Press.  
48 de Jong, M. (2012). The pros and cons of Confucian values in transport infrastructure  
49 development in China. *Policy and Society*, 31(1), 13-24.  
50 Dunn, S. C., Seaker, R. F., & Waller, M. A. (1994). Latent variables in business  
51 logistics research: scale development and validation. *Journal of Business*  
52 *logistics*, 15(2), 145.  
53  
54  
55  
56  
57  
58  
59  
60

- 1  
2  
3 Eliasson, J., & Jonsson, L. (2011). The unexpected “yes”: Explanatory factors behind  
4 the positive attitudes to congestion charges in Stockholm. *Transport Policy*,  
5 18(4), 636-647.
- 6 Eliasson, J., & Mattsson, L.-G. (2006). Equity effects of congestion pricing: quantitative  
7 methodology and a case study for Stockholm. *Transportation Research Part A:*  
8 *Policy and Practice*, 40(7), 602-620.
- 9 Eriksson, L., Garvill, J., & Nordlund, A. M. (2008). Acceptability of single and  
10 combined transport policy measures: The importance of environmental and  
11 policy specific beliefs. *Transportation Research Part A: Policy and Practice*,  
12 42(8), 1117-1128.
- 13 Farrell, S., & Saleh, W. (2005). Road-user charging and the modelling of revenue  
14 allocation. *Transport Policy*, 12(5), 431-442.
- 15 Francke, A., & Kaniok, D. (2013). Responses to differentiated road pricing schemes.  
16 *Transportation Research Part A: Policy and Practice*, 48, 25-30.
- 17 Fujii, S., Gärling, T., Jakobsson, C., & Jou, R.-C. (2004). A cross-country study of  
18 fairness and infringement on freedom as determinants of car owners' acceptance  
19 of road pricing. *Transportation*, 31(3), 285-295.
- 20 Gärling, T., & Schuitema, G. (2007). Travel demand management targeting reduced  
21 private car use: effectiveness, public acceptability and political feasibility.  
22 *Journal of Social Issues*, 63(1), 139-153.
- 23 Garver, M. S., & Mentzer, J. T. (1999). Logistics research methods: employing  
24 structural equation modeling to test for construct validity. *Journal of Business*  
25 *logistics*, 20(1), 33.
- 26 Gaunt, M., Rye, T., & Allen, S. (2007). Public acceptability of road user charging: the  
27 case of Edinburgh and the 2005 referendum. *Transport Reviews*, 27(1), 85-102.
- 28 Giuliano, G. (1994). Equity and fairness considerations of congestion pricing.  
29 *Transportation Research Board Special Report*(242).
- 30 Golob, T. F. (2003). Structural equation modeling for travel behavior research.  
31 *Transportation Research Part B: Methodological*, 37(1), 1-25.
- 32 Guo, Y. (2010). Political culture, administrative system reform and anticorruption in  
33 China: taking the official car management institution reform as an example.  
34 *Crime, Law and Social Change*, 53(5), 493-508.
- 35 Hair, J., Anderson, R., Tatham, R., & Black, W. (1984). Multivariate data analysis with  
36 readings, 1995. *Tulsa, OK: Petroleum Publishing*.
- 37 Hao, H., Wang, H., & Ouyang, M. (2011). Comparison of policies on vehicle ownership  
38 and use between Beijing and Shanghai and their impacts on fuel consumption by  
39 passenger vehicles. *Energy Policy*, 39(2), 1016-1021.
- 40 Hårsman, B., & Quigley, J. M. (2010). Political and public acceptability of congestion  
41 pricing: Ideology and self - interest. *Journal of Policy Analysis and*  
42 *Management*, 29(4), 854-874.
- 43 Hau, T. D. (1990). Electronic road pricing: developments in Hong Kong 1983-1989.  
44 *Journal of Transport Economics and Policy*, 24(2), 203-214.
- 45 Hensher, D. A., & Puckett, S. M. (2007). Congestion and variable user charging as an  
46 effective travel demand management instrument. *Transportation Research Part*  
47 *A: Policy and Practice*, 41(7), 615-626.
- 48 Hooper, D., Coughlan, J., & Mullen, M. (2008). Structural equation modelling:  
49 Guidelines for determining model fit. *Articles*, 2.
- 50 Houston, M. B. (2004). Assessing the validity of secondary data proxies for marketing  
51 constructs. *Journal of Business Research*, 57(2), 154-161.
- 52  
53  
54  
55  
56  
57  
58  
59  
60

- 1  
2  
3 Howard, K. I., & Forehand, G. A. (1962). A method for correcting item-total  
4 correlations for the effect of relevant item inclusion. *Educational and*  
5 *Psychological Measurement*, 22(4), 731-735.
- 6 Jacobs, L., Guopei, G., & Herbig, P. (1995). Confucian roots in China: a force for today  
7 's business. *Management Decision*, 33(10), 29-34.
- 8 Jaensirisak, S., Wardman, M., & May, A. (2005). Explaining variations in public  
9 acceptability of road pricing schemes. *Journal of Transport Economics and*  
10 *Policy (JTEP)*, 39(2), 127-154.
- 11 Jagers, S. C., Matti, S., & Nilsson, A. (2017). How exposure to policy tools transforms  
12 the mechanisms behind public acceptability and acceptance—the case of the  
13 Gothenburg congestion tax. *International Journal of Sustainable*  
14 *Transportation*, 11(2), 109-119.
- 15 Jakobsson, C., Fujii, S., & Gärling, T. (2000). Determinants of private car users'  
16 acceptance of road pricing. *Transport Policy*, 7(2), 153-158.
- 17 Jolliffe, I. (1986). Principal component analysis. 1986. *Spring-verlag, New York*.
- 18 Jou, R.-C., Hensher, D. A., Wu, P.-H., & Fujii, S. (2010). Road pricing acceptance:  
19 analysis of survey results for Kyoto and Taichung. *International Journal of*  
20 *Sustainable Transportation*, 4(3), 172-187.
- 21 Kambhatla, N., & Leen, T. K. (1997). Dimension reduction by local principal  
22 component analysis. *Neural computation*, 9(7), 1493-1516.
- 23 Kaplan, D. (2008). *Structural equation modeling: Foundations and extensions* (Vol.  
24 10): Sage Publications.
- 25 Kelman, H. C., & Hamilton, V. L. (1989). *Crimes of obedience: Toward a social*  
26 *psychology of authority and responsibility*: Yale University Press.
- 27 Khodadady, E., & Hashemi, M. R. (2010). Construct validity of beliefs about language  
28 learning: Componential or Factorial. *nature*, 32(33), 9.
- 29 Kim, J., Schmöcker, J.-D., Fujii, S., & Noland, R. B. (2013). Attitudes towards road  
30 pricing and environmental taxation among US and UK students. *Transportation*  
31 *Research Part A: Policy and Practice*, 48, 50-62.
- 32 Kline, R. B. (2015). *Principles and practice of structural equation modeling*: Guilford  
33 publications.
- 34 Koufteros, X., Vonderembse, M., & Doll, W. (2001). Concurrent engineering and its  
35 consequences. *Journal of Operations Management*, 19(1), 97-115.
- 36 Koufteros, X. A. (1999). Testing a model of pull production: a paradigm for  
37 manufacturing research using structural equation modeling. *Journal of*  
38 *Operations Management*, 17(4), 467-488.
- 39 Kriston, L., Scholl, I., Hölzel, L., Simon, D., Loh, A., & Härter, M. (2010). The 9-item  
40 Shared Decision Making Questionnaire (SDM-Q-9). Development and  
41 psychometric properties in a primary care sample. *Patient education and*  
42 *counseling*, 80(1), 94-99.
- 43 Kutcher, N. (2000). The fifth relationship: dangerous friendships in the Confucian  
44 context. *The American Historical Review*, 105(5), 1615-1629.
- 45 Lee, C. K., & Zhang, Y. (2013). The power of instability: unraveling the  
46 microfoundations of bargained authoritarianism in China. *American Journal of*  
47 *Sociology*, 118(6), 1475-1508.
- 48 Levitsky, S., & Way, L. A. (2010). *Competitive authoritarianism: Hybrid regimes after*  
49 *the Cold War*: Cambridge University Press.
- 50 Liang, Z. (2015). Migration, Hukou and the Prospects of an Integrated Chinese Society.  
51 *China's Challenges, University of Pennsylvania Press, Philadelphia*, 42-60.
- 52  
53  
54  
55  
56  
57  
58  
59  
60

- 1  
2  
3 Lieberthal, K., & Oksenberg, M. (1990). *Policy making in China: Leaders, structures, and processes*: Princeton University Press.
- 4  
5 Link, H., & Polak, J. (2003). Acceptability of transport pricing measures among public  
6 and professionals in Europe. *Transportation Research Record: Journal of the*  
7 *Transportation Research Board*(1839), 34-44.
- 8  
9 Litman, T. (2005). London congestion pricing—implications for other cities. *CEsifo*  
10 *DICE Report*, 3(3), 17-21.
- 11  
12 Liu, Q., Lucas, K., Marsden, G., & Liu, Y. (2019). Egalitarianism and public perception  
13 of social inequities: A case study of Beijing congestion charge. *Transport*  
14 *Policy*, 74, 47-62.
- 15  
16 Lu, C.-S., Lai, K.-h., & Cheng, T. E. (2007). Application of structural equation  
17 modeling to evaluate the intention of shippers to use Internet services in liner  
18 shipping. *European Journal of Operational Research*, 180(2), 845-867.
- 19  
20 MacCallum, R. C., & Austin, J. T. (2000). Applications of structural equation modeling  
21 in psychological research. *Annual review of psychology*, 51(1), 201-226.
- 22  
23 McQuaid, R., & Grieco, M. (2005). Edinburgh and the politics of congestion charging:  
24 Negotiating road user charging with affected publics. *Transport Policy*, 12(5),  
25 475-476.
- 26  
27 Mobility Pricing Independent Commission. (2018). *Metro Vancouver Mobility Pricing*  
28 *Study, Final Report, May 2018*. Retrieved from  
29 [https://www.itstimemv.ca/uploads/1/0/6/9/106921821/mpic\\_full\\_report\\_-\\_](https://www.itstimemv.ca/uploads/1/0/6/9/106921821/mpic_full_report_-_final.pdf)  
30 [\\_final.pdf](https://www.itstimemv.ca/uploads/1/0/6/9/106921821/mpic_full_report_-_final.pdf)
- 31  
32 O'Grady, A., Millington, A., Bacon, J., Bullock, H., Taylor, L., & Viner, K. (2010).  
33 Using social research to measure, understand and predict behavioral responses to  
34 road pricing in the UK. *International Journal of Sustainable Transportation*,  
35 4(5), 293-312.
- 36  
37 Oehry, B. (2010). *Critical success factors for implementing road charging systems*.  
38 Retrieved from
- 39  
40 Osborne, J. W., Costello, A. B., & Kellow, J. T. (2008). Best practices in exploratory  
41 factor analysis. *Best practices in quantitative methods*, 86-99.
- 42  
43 Podsakoff, P. M., Ahearne, M., & MacKenzie, S. B. (1997). Organizational citizenship  
44 behavior and the quantity and quality of work group performance. *Journal of*  
45 *applied psychology*, 82(2), 262.
- 46  
47 Powers, D. S. (2016). 'Under the Dome' on Chinese air pollution, a documentary by  
48 Chai Jing. *Journal of public health policy*, 37(1), 98-106.
- 49  
50 Raaijmakers, Q. A., Van Hoof, J., t Hart, H., Verbogt, T. F., & Vollebergh, W. A.  
51 (2000). Adolescents' midpoint responses on Likert-type scale items: neutral or  
52 missing values? *International Journal of Public Opinion Research*, 12, 208-216.
- 53  
54 Raux, C., & Souche, S. (2004). The acceptability of urban road pricing: A theoretical  
55 analysis applied to experience in Lyon. *Journal of Transport Economics and*  
56 *Policy (JTEP)*, 38(2), 191-215.
- 57  
58 Richardson, H. W., & Bae, C.-H. C. (2008). *Road congestion pricing in Europe:*  
59 *Implications for the United States*: Edward Elgar Publishing.
- 60  
61 Rienstra, S. A., Rietveld, P., & Verhoef, E. T. (1999). The social support for policy  
62 measures in passenger transport.: A statistical analysis for the Netherlands.  
63 *Transportation Research Part D: Transport and Environment*, 4(3), 181-200.
- 64  
65 Rye, T., Gaunt, M., & Ison, S. (2008). Edinburgh's congestion charging plans: an  
66 analysis of reasons for non-implementation. *Transportation Planning and*  
67 *Technology*, 31(6), 641-661.

- 1  
2  
3 Santos, G., & Shaffer, B. (2004). Preliminary results of the London congestion charging  
4 scheme. *Public Works Management & Policy*, 9(2), 164-181.
- 5 Schade, J., & Baum, M. (2007). Reactance or acceptance? Reactions towards the  
6 introduction of road pricing. *Transportation Research Part A: Policy and  
7 Practice*, 41(1), 41-48.
- 8 Schade, J., & Schlag, B. (2000). *Acceptability of urban transport pricing*: Valtion  
9 Taloudellinen Tutkimuskeskus.
- 10 Schade, J., & Schlag, B. (2003a). *Acceptability of transport pricing strategies*:  
11 Pergamon Press.
- 12 Schade, J., & Schlag, B. (2003b). Acceptability of urban transport pricing strategies.  
13 *Transportation Research Part F: Traffic Psychology and Behaviour*, 6(1), 45-  
14 61.
- 15 Shen, Y., Kwan, M. P., & Chai, Y. (2013). Investigating commuting flexibility with  
16 GPS data and 3D geovisualization: a case study of Beijing, China. *Journal of  
17 Transport Geography*, 32, 1-11.
- 18 Schlag, B., & Teubel, U. (1997). Public acceptability of transport pricing. *IATSS  
19 research*, 21, 134-142.
- 20 Schlegel, K., Grandjean, D., & Scherer, K. R. (2012). Emotion recognition:  
21 Unidimensional ability or a set of modality-and emotion-specific skills?  
22 *Personality and Individual Differences*, 53(1), 16-21.
- 23 Schmöcker, J.-D., Pettersson, P., & Fujii, S. (2012). Comparative analysis of proximal  
24 and distal determinants for the acceptance of coercive charging policies in the  
25 UK and Japan. *International Journal of Sustainable Transportation*, 6(3), 156-  
26 173.
- 27 Schuitema, G., & Steg, L. (2008). The role of revenue use in the acceptability of  
28 transport pricing policies. *Transportation Research Part F: Traffic Psychology  
29 and Behaviour*, 11(3), 221-231.
- 30 Shorten, R. (2012). Modernism and Totalitarianism. *Rethinking the Intellectua*.
- 31 Stead, D. (2008). Effectiveness and acceptability of urban transport policies in Europe.  
32 *International Journal of Sustainable Transportation*, 2(1), 3-18.
- 33 Sun, X., Feng, S., & Lu, J. (2016). Psychological factors influencing the public  
34 acceptability of congestion pricing in China. *Transportation Research Part F:  
35 Traffic Psychology and Behaviour*, 41, 104-112.
- 36 Tao, R., & Xu, Z. (2007). Urbanization, rural land system and social security for  
37 migrants in China. *The Journal of Development Studies*, 43(7), 1301-1320.
- 38 Tavakol, M., & Dennick, R. (2011). Making sense of Cronbach's alpha. *International  
39 journal of medical education*, 2, 53.
- 40 Taylor, B., & Brook, L. (1998). Public Attitudes to transport issues: findings from the  
41 British social attitudes surveys. *Transport Policy and the Environment*.
- 42 Taylor, B. D., & Kalauskas, R. (2010). Addressing equity in political debates over road  
43 pricing: Lessons from recent projects. *Transportation Research Record*,  
44 2187(1), 44-52.
- 45 Teets, J. C. (2013). Let many civil societies bloom: The rise of consultative  
46 authoritarianism in China. *The China Quarterly*, 213, 19-38.
- 47 Tertoolen, G., Van Kreveld, D., & Verstraten, B. (1998). Psychological resistance  
48 against attempts to reduce private car use. *Transportation Research Part A:  
49 Policy and Practice*, 32(3), 171-181.
- 50 Thorpe, N., Hills, P., & Jaensirisak, S. (2000). Public attitudes to TDM measures: a  
51 comparative study. *Transport Policy*, 7(4), 243-257.
- 52  
53  
54  
55  
56  
57  
58  
59  
60

- 1  
2  
3 Viegas, J. M. (2001). Making urban road pricing acceptable and effective: searching for  
4 quality and equity in urban mobility. *Transport Policy*, 8(4), 289-294.
- 5 Wang, R. (2010). Shaping urban transport policies in China: Will copying foreign  
6 policies work? *Transport Policy*, 17(3), 147-152.
- 7  
8 Widaman, K. F. (1993). Common factor analysis versus principal component analysis:  
9 differential bias in representing model parameters? *Multivariate Behavioral*  
10 *Research*, 28(3), 263-311.
- 11  
12 Worthington, R. L., & Whittaker, T. A. (2006). Scale development research: A content  
13 analysis and recommendations for best practices. *The Counseling Psychologist*,  
14 34(6), 806-838.
- 15  
16 Wu, G. (2015). *China's Party Congress: Power, Legitimacy, and Institutional*  
17 *Manipulation*: Cambridge University Press.
- 18  
19 Wüstenhagen, R., Wolsink, M., & Bürer, M. J. (2007). Social acceptance of renewable  
20 energy innovation: An introduction to the concept. *Energy policy*, 35(5), 2683-  
21 2691.
- 22  
23 Yoo, B., & Donthu, N. (2001). Developing a scale to measure the perceived quality of  
24 an Internet shopping site (SITEQUAL). *Quarterly journal of electronic*  
25 *commerce*, 2(1), 31-45.
- 26  
27 Zhang, H., & Chen, F. (2004). Public participation in technological decisionmaking  
28 process. *Stud Sci Sci*, 22, 476-481.
- 29  
30 Zhang, Y. B., Lin, M.-C., Nonaka, A., & Beom, K. (2005). Harmony, hierarchy and  
31 conservatism: A cross-cultural comparison of Confucian values in China, Korea,  
32 Japan, and Taiwan. *Communication research reports*, 22(2), 107-115.
- 33  
34 Zhao, J. (2005). Defects and improvement of public participation principle in Chinese  
35 environment law. *Environmental Science and Technology*, 28(2).
- 36  
37 Ziegler, M., & Hagemann, D. (2015). Testing the unidimensionality of items: Hogrefe  
38 Publishing.
- 39  
40  
41  
42  
43  
44  
45  
46  
47  
48  
49  
50  
51  
52  
53  
54  
55  
56  
57  
58  
59  
60

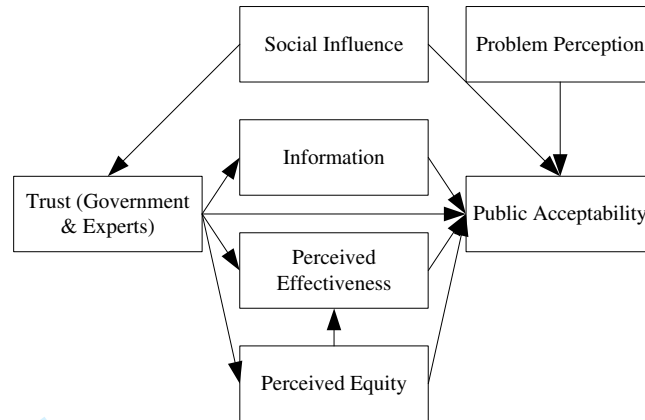


Figure 1 Framework for Public Acceptability of Congestion Charging in the Chinese Context

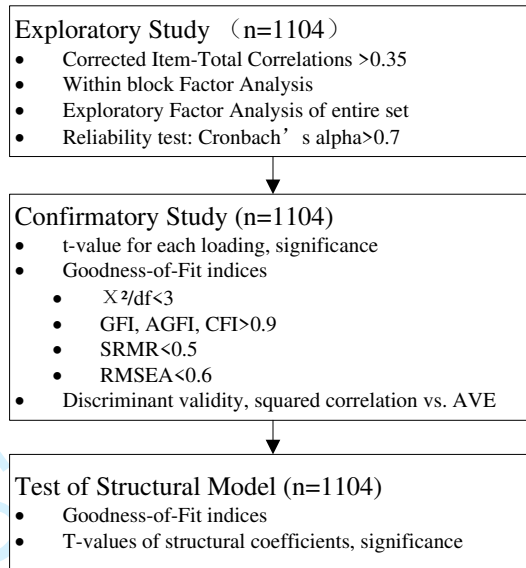
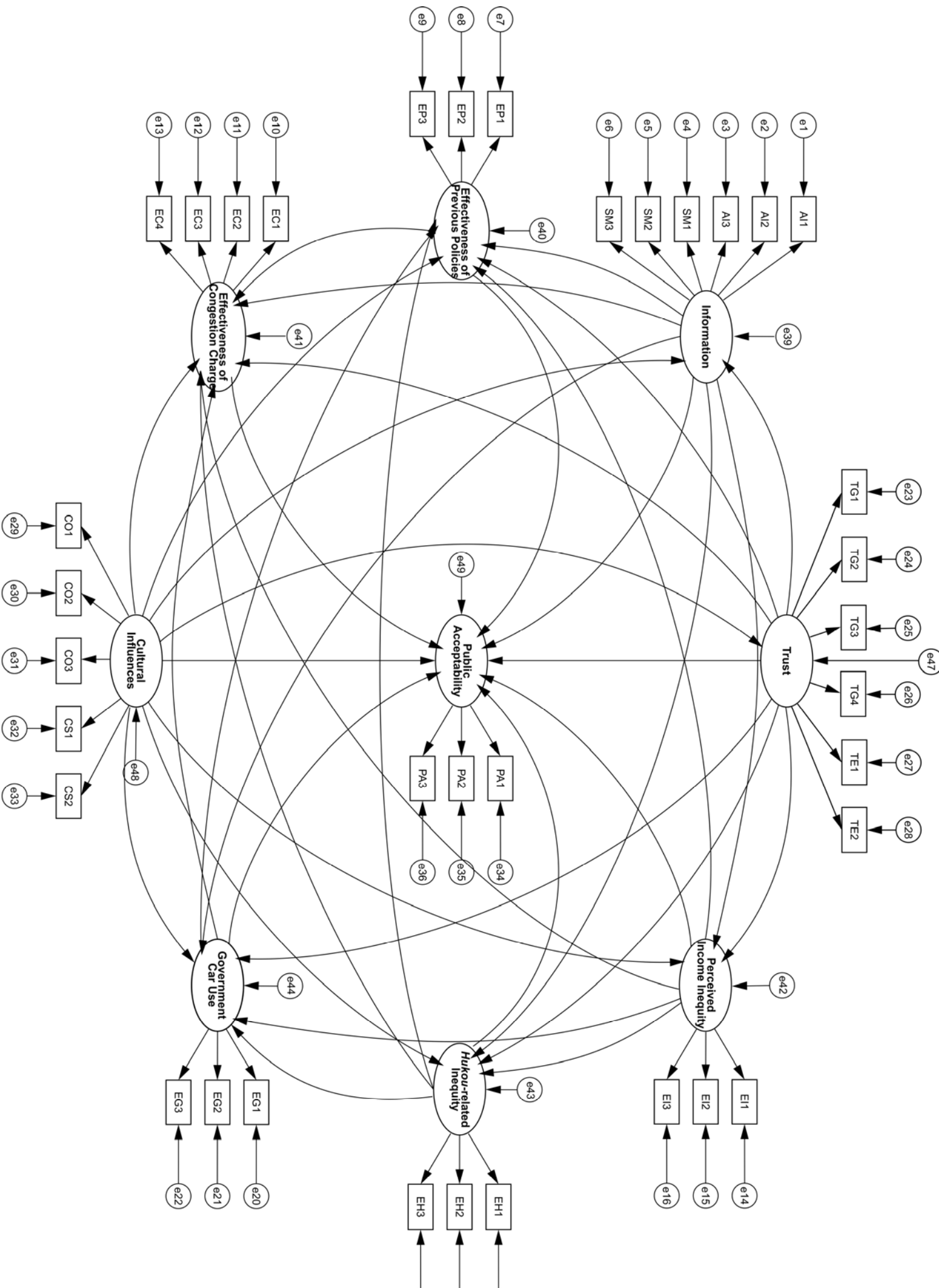


Figure 2 Analytical Approach



1  
2  
3  
4  
5  
6  
7  
8  
9  
10  
11  
12  
13  
14  
15  
16  
17  
18  
19  
20  
21  
22  
23  
24  
25  
26  
27  
28  
29  
30  
31  
32  
33  
34  
35  
36  
37  
38  
39  
40  
41  
42  
43  
44  
45  
46  
47  
48  
49  
50  
51  
52  
53  
54  
55  
56  
57  
58  
59  
60

Figure 3 Measurement Model

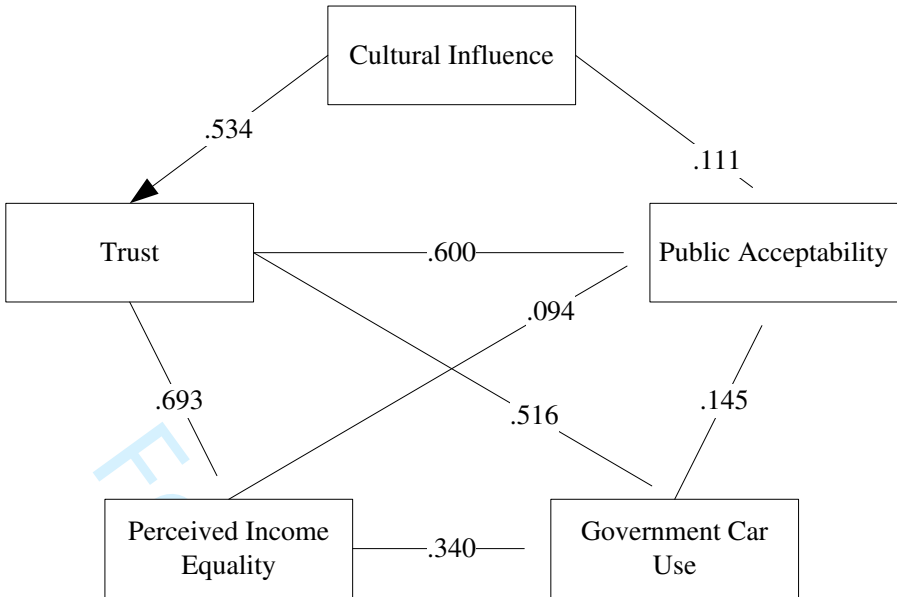


Figure 4 Key Determinants of Public Acceptability in the Chinese Context

Table 1 Potentially Relevant Determinants in the Chinese Context

Determinants in the Western Context	Determinants from Focus Groups
Information	(no) Access to Information Information from Social Media
Perceived Effectiveness of Congestion Charging	Perceived Effectiveness of Congestion Charging Perceived Effectiveness of Previous Policies
Individual Freedom	
Revenue Reallocation & Transparency	
Perceived Equity	Perceived Income Inequity Perceived <i>hukou</i> -related Inequity Government Car Use
Problem Perception	Perception of Congestion Perception of Smog
Trust in Government	Trust in Government Trust towards Experts
Social Norms	Obedience to Authority Conformity to Social Norms

**Table 2 Socio-demographic Information of The Sample**

		Frequency	Percentage	Beijing
Heard about the Congestion	Yes	1060	96.0	
Charging	No	44	4.0	
Age	18-30	342	31.0	24.6
	31-45	336	30.4	26.4
	46-60	285	25.8	21.8
	Above 60	141	12.8	14
Gender	Male	552	50.0	51.6
	Female	552	50.0	48.4
Annual Household Income (CNY)	<120k	430	38.9	
	120k-1m	531	48.1	
	>1m	143	13.0	
Pekingese/Migrants	Pekingese	468	42.4	
	Migrants	636	57.6	
Residential Area	six inner city districts (inside the 3rd ring road)	373	33.8	18.8
	six inner city districts (outside the 3rd ring road)	467	42.3	30.2
	other districts	264	23.9	51
Car Ownership	Car Owner	755	68.4	
	Non-car owner	349	31.6	

Table 3. Indicators of determinants of public acceptability

Construct	Item	Disagree (%)	Agree (%)	Mean
Perception of Congestion (Cronbach's alpha=.566)	PC1 - Congestion is a serious problem in Beijing	.1	99.9	5.59
	PC2 - Traffic congestion has a great effect on my daily life	.6	99.4	5.05
	PC3 - I'm always delayed because of bad traffic on the road	10.1	89.9	4.58
Perception of Smog (Cronbach's alpha=.587)	PS1 - Smog is a serious problem in Beijing	.6	99.4	5.86
	PS2 - Smog is harmful to my health	5.9	94.1	5.02
	PS3 - I pay close attention to the smog problem	1.4	98.6	5.48
Information about Congestion Charge (Cronbach's alpha=.854)	AI1 - I know when the policy is going to be implemented	87.8	12.2	1.98
	AI2 - I know how much I need to pay	72.7	27.3	2.68
	AI3 - The government introduces experience in foreign cities	76.0	24.0	2.60
Social Media (Cronbach's alpha=.902)	SM1 - I can find useful information about the congestion charge on social media	53.2	46.8	3.21
	SM2 - My opinion of congestion charging is mainly based on information from social media	56.2	43.8	3.14
	SM3 - Articles on social media help me to better understand the congestion charge	33.2	66.8	4.00
Perceived Effectiveness of Previous Transport Policies (Cronbach's alpha=.906)	EP1 - Traffic restrictions based on the end-number of the license plate has effectively alleviated traffic congestion	75.7	24.3	2.67
	EP2 - License plate lottery has effectively alleviated traffic congestion	77.9	22.1	2.58
	EP3 - Previous transport policies can reach policy-makers' expectation	82.8	17.2	2.47
Perceived Effectiveness of Congestion Charge (Cronbach's alpha=.889)	EC1 - A policy which has been successfully implemented in foreign countries could be effective in China	68.0	32.0	2.97
	EC2 - The congestion charge could effectively alleviate traffic congestion in Beijing	43.1	56.9	3.65
	EC3 - The congestion charge could effectively alleviate smog problem in Beijing	74.2	25.8	2.62
	EC4 - People will use car less because of the congestion charge	28.1	71.9	3.94
Perceived Income Inequalities (Cronbach's alpha=.942)	EI1 - The policy is inequitable to poorer car users	21.7	78.3	4.61
	EI2 - The policy will cause more social inequalities	22.6	77.4	4.58
	EI3 - The policy will make driving another privilege of the rich	22.6	77.4	4.56
Perceived Hukou Related Inequities (Cronbach's alpha=.937)	EH1 - The policy is inequitable to new migrants	46.8	53.2	3.66
	EH2 - People who don't have a Beijing hukou should not pay this charge	70.8	29.2	2.56
	EH3 - Pekingese are the main beneficiaries of the policy	57.7	42.3	3.21
Perceived Government Car Use (Cronbach's alpha=.853)	EG1 - The policy will have constraints on government car use	88.1	11.9	2.02
	EG2 - Government car users themselves will pay the charge	84.4	15.6	2.16
	EG3 - Government car use for private purpose is very rare	94.9	5.1	1.54
Trust in Government (Cronbach's alpha=.932)	TG1 - The government want to implement this policy in order to collect money from the public	25.5	74.5	4.34
	TG2 - Other social problems caused by this policy will not be policymakers' concerns	25.5	74.5	4.30
	TG3 - The policy cannot reach my expectation because of political corruption	18.0	82.0	4.75
	TG4 - The revenue allocation will not be transparent	4.7	95.3	5.31
Trust towards Experts (Cronbach's alpha=.911)	TE1 - Congestion charging is not as good as experts said	22.2	77.8	4.54
	TE2 - Experts are flattering cadres	18.7	81.3	4.68
Obedience to Authority (Cronbach's alpha=.888)	CO1 - I will not express my dissatisfaction publicly	26.5	73.5	4.25
	CO2 - Even if I'm not happy with it, I will do whatever the government requires me to do	24.9	75.1	4.35
	CO3 - Cadres could make the right decisions for me	62.0	38.0	2.93
Conformity to Social Norm (Cronbach's alpha=.925)	CS1 - I will find it more acceptable if people around me think it's acceptable	37.6	62.4	3.89
	CS2 - I will find it more unacceptable if people around me complain about it	36.7	63.3	3.90
Public Acceptability (Cronbach's alpha=.958)	PA1 - In general I hope the policy will be implemented	77.1	22.9	2.48
	PA2 - I think the policy is favourable to me as an individual	83.5	16.5	2.07
	PA3 - I think the policy is favourable to the society as a whole	68.2	31.8	2.95

Table 4 Standardised Estimates of the Model

Variables			Estimate	S.E.	C.R.
Trust	←	Cultural Influence	<b>.534</b>	.060	9.428
Information	←	Cultural Influence	<b>.171</b>	.049	2.860
Information	←	Trust	<b>.149</b>	.036	3.170
Income Equality	←	Trust	<b>.693</b>	.044	16.641
Income Equality	←	Cultural Influence	-.076	.046	-1.824
Income Equality	←	Information	.035	.042	1.134
Hukou Related Equity	←	Trust	.100	.069	1.939
Hukou Related Equity	←	Income Equality	<b>.508</b>	.059	11.016
Hukou Related Equity	←	Information	<b>.080</b>	.058	2.440
Hukou Related Equity	←	Cultural Influence	<b>-.177</b>	.058	-4.309
Government Car Use	←	Trust	<b>.516</b>	.024	10.886
Government Car Use	←	Income Equality	<b>.340</b>	.021	7.946
Government Car Use	←	Hukou Related Equity	-.033	.012	-1.069
Government Car Use	←	Cultural Influence	<b>.077</b>	.019	2.268
Government Car Use	←	Information	-.015	.019	-.544
Effectiveness of Previous Policy	←	Information	<b>.289</b>	.039	6.472
Effectiveness of Previous Policy	←	Cultural Influence	.077	.031	1.723
Effectiveness of Previous Policy	←	Trust	<b>.186</b>	.040	3.037
Effectiveness of Previous Policy	←	Government Car Use	<b>.138</b>	.082	2.141
Effectiveness of Previous Policy	←	Income Equality	-.063	.036	-1.096
Effectiveness of Previous Policy	←	Hukou Related Equity	-.037	.019	-.941
Effectiveness of CC	←	Trust	.034	.047	.544
Effectiveness of CC	←	Government Car Use	<b>.153</b>	.097	2.286
Effectiveness of CC	←	Income Equality	-.067	.041	-1.161
Effectiveness of CC	←	Information	<b>.306</b>	.046	6.428
Effectiveness of CC	←	Cultural Influence	-.007	.035	-.168
Effectiveness of CC	←	Effectiveness of Previous Policy	<b>.202</b>	.042	5.494
Effectiveness of CC	←	Hukou Related Equity	.034	.022	.849
Public Acceptability	←	Cultural Influence	<b>.111</b>	.027	4.640
Public Acceptability	←	Trust	<b>.600</b>	.038	16.689
Public Acceptability	←	Information	.037	.030	1.727
Public Acceptability	←	Effectiveness of Previous Policy	.026	.032	1.279
Public Acceptability	←	Effectiveness of CC	.034	.029	1.677
Public Acceptability	←	Perceived Income Equality	<b>.094</b>	.032	3.011
Public Acceptability	←	Hukou Related Equity	.038	.017	1.783
Public Acceptability	←	Government Car Use	<b>.145</b>	.075	4.002

Notes: Bolded text indicates significant at 95%

**Table 5 Standardised Total Effects**

	Public Acceptability of Congestion Charge		
	Direct Effect	Indirect Effect	Total Effect
Cultural Influence	.111	.440	<b>.551</b>
Trust	.600	.210	<b>.811</b>
Information	.037	.026	.063
Income Equality	.094	.065	<b>.159</b>
Hukou Related Equity	.038	-.005	.033
Government Car Use	.145	.010	<b>.154</b>
Effectiveness of Previous Policy	.026	.007	.033
Effectiveness of Congestion Charge	.034	-	.034