

This is a repository copy of *Experimental demonstration of single-shot quantum and classical signal transmission on single wavelength optical pulse*.

White Rose Research Online URL for this paper:

<https://eprints.whiterose.ac.uk/id/eprint/149239/>

Version: Published Version

Article:

Kumar, Rupesh, Spiller, Timothy Paul orcid.org/0000-0003-1083-2604, Wonfor, Adrian et al. (2 more authors) (2019) Experimental demonstration of single-shot quantum and classical signal transmission on single wavelength optical pulse. Scientific Reports. 11190. ISSN: 2045-2322

<https://doi.org/10.1038/s41598-019-47699-z>

Reuse

This article is distributed under the terms of the Creative Commons Attribution (CC BY) licence. This licence allows you to distribute, remix, tweak, and build upon the work, even commercially, as long as you credit the authors for the original work. More information and the full terms of the licence here:

<https://creativecommons.org/licenses/>

Takedown

If you consider content in White Rose Research Online to be in breach of UK law, please notify us by emailing eprints@whiterose.ac.uk including the URL of the record and the reason for the withdrawal request.

OPEN

Experimental demonstration of single-shot quantum and classical signal transmission on single wavelength optical pulse

 Rupesh Kumar^{1,2}, Adrian Wonfor², Richard Penty², Tim Spiller¹ & Ian White^{2,3}

Advances in highly sensitive detection techniques for classical coherent communication systems have reduced the received signal power requirements to a few photons per bit. At this level one can take advantage of the quantum noise to create secure communication, using continuous variable quantum key distribution (CV-QKD). In this work therefore we embed CV-QKD signals within classical signals and transmit classical data and secure keys simultaneously over 25 km of optical fibre. This is achieved by using a novel coherent displacement state generator, which has the potential for being used in a wide range of quantum optical experiments. This approach removes the need for separate channels for quantum communication systems and allows reduced system bandwidth for a given communications specification. This demonstration therefore demonstrates a way of implementing direct quantum physical layer security within a conventional classical communications system, offering a major advance in term of practical and low cost implementation.

The increasing demand for data communication bandwidth is increasingly being met by classical coherent communications using complex modulation formats. Here data transmission capacity is increased substantially over on-off keying (OOK) by using multi-level modulation of the amplitude and phase- jointly referred as quadratures, of the light¹. At the lowest signal levels, transmission of messages are disrupted by the quantum uncertainty of the signal properties and their measurements. However, quantum uncertainty can also be used for secure cryptographic key distribution². At the quantum level, the on-off single photon detection technique enables extraction of secure key from single photon pulses or their superpositions. Similarly, vacuum noise sensitive coherent detection can extract keys from the quadratures of low light signals. The former is referred to as discrete variable (DV) QKD and the latter is continuous variable (CV) QKD³. In both systems, it is necessary to use auxiliary intense signals primarily to assist the signal measurement and subsequent secure key generation^{3–7}.

Simultaneous transmission and detection of classical and quantum signals in a single signal is not feasible in DV-QKD systems as it is difficult to discriminate the quantum and classical data from the single photon detector outcomes. On the other hand, CV-QKD systems⁸ can be modified to incorporate simultaneous encoding, transmission, detection and decoding of quantum and classical signals in the same mode. At intermediate signal strengths, where the classical coherent communication signal exhibits quantum uncertainty, we can simultaneously transmit a quantum key as well as classical message in a single mode^{9,10}. As the intensity of the signal is comparatively higher, there is a reduced need for intense auxiliary signals. This is important in wavelength division multiplexing (WDM) or time multiplexing QKD networks^{5,11–13} where otherwise multiple channels need to be allocated for a single QKD link. This is particularly difficult in networks with dense conventional data traffic¹⁴.

CV-QKD uses quadrature modulated coherent states with very low numbers of photon per signal, e.g. based on modulation variance, 0.1–100 photons on average at the transmitter¹⁵, to establish secure keys between two users- namely Alice and Bob. Being extremely low in intensity, coherent signals exhibit shot-noise (vacuum noise) uncertainty- which imparts security¹⁶, in their quadrature values and thus requires shot-noise limited coherent

¹Quantum Communications Hub, Department of Physics, University of York, York, YO10 5DD, UK. ²Centre for Photonic Systems, Department of Engineering, University of Cambridge, Cambridge, CB3 0FA, UK. ³University of Bath, Claverton Down, Bath, BA2 7AY, UK. Correspondence and requests for materials should be addressed to R.K. (email: rupesh.kumar@york.ac.uk)

Received: 30 January 2019

Accepted: 22 July 2019

Published online: 01 August 2019

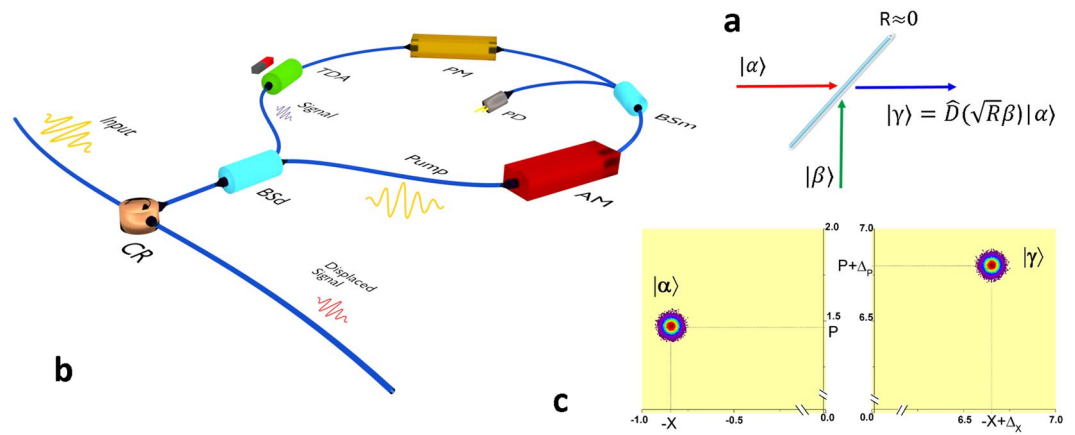


Figure 1. Displaced signal generation- concept and realization. **(a)** Displacement operation using a highly asymmetric beam splitter of transmissivity $T \rightarrow 1$ ($R = 1 - T \approx 0$). Mixing a strong pump $|\beta\rangle$ with the coherent state $|\alpha\rangle$ at the beam splitter displaces the signal by $\sqrt{R}\beta$. **(b)** Displaced signal generator (DSG) setup. Polarization maintaining fibres and components are used to lock the polarization of the signal and the pump. **(c)** Measured Signal before and after displacement in phase space with respect to the local oscillator's reference frame. The quadrature components $\{-X, P\}$ of the initial state $|\alpha\rangle$ is shifted to $\{-X + \Delta_x, P + \Delta_p\}$ of the final state $|\gamma\rangle = j|\alpha + \sqrt{R}\beta\rangle$ where, $j = \exp(\alpha\sqrt{R}\beta^* - \alpha^*\sqrt{R}\beta)/2$ is the global phase that sets the direction of displacement with respect to the local oscillator. Here, Δ_x and Δ_p are the respective quadrature components of the displacement $\Delta = \sqrt{R}\beta$. Here $R = 0.01$ and intensity of the pump $|\beta|^2 \approx 6100$ photons per pulse. The colour map shows the measured signal and displaced signal with shot-noise uncertainty. Quadrature values are expressed in $\sqrt{N_0}$, where N_0 is the shot noise variance. Please refer the text for the expansion of abbreviations used in the setup.

detectors. This stringent requirement is absent in classical coherent detection which uses comparatively intense signals¹.

In order to transmit both CV-QKD signal and classical data signal on a single wavelength pulse, we require a signal that shows quantum uncertainty- for secrecy, as well as elevated intensity- for deterministic discrimination of classical data. Displacing weak CV-QKD signals to comparatively bright coherent ones meets this requirement⁹. Here we first describe the technique used for quantum state displacement at Alice, experimental setup for generating CV-QKD signals with displaced signals and finally state measurement at Bob for secure key distribution.

Result and Discussion

The displacement operator $\hat{D}(\Delta)$ is an important tool in quantum optics that displaces any input state $|\alpha\rangle$ to any other state $|\beta\rangle$ in the phase space^{17–19}. As a good practical approximation, mixing a coherent state with a strong pump at a highly transmissive beam splitter can generate a displaced coherent state²⁰. For proper displacement operation, it is necessary to lock the phase of the pump to the signal. We have devised a novel way of achieving this based on a Sagnac interferometer which is inherently stable. As shown in Fig. 1, the Sagnac loop incorporates a highly asymmetric beam splitter (BS_d) with a 99/1 split ratio. The input pulse to BS_d is split into two- a strong pump propagating in the clockwise direction and weak signal in the anti-clockwise direction. Amplitude (AM) and phase (PM) modulators are used to prepare the initial coherent state $|\alpha\rangle$ and the pump.

After propagating through the Sagnac loop, both the pump and signal meet at the BS_d, which strongly reflects (99%) the pump and at the same time largely transmits (99%) the signal. The pump displaces the signal in phase space according to the relative phase between the pump and signal and the splitting ratio of BS_d²⁰. The input port of BS_d now acts as the output port for the displaced state $|\gamma\rangle$. The signal amplitude is monitored using a 99/1 beam splitter (BS_m) and photodiode (PD). The tunable directional attenuator (TDA) which is an optical Faraday isolator with tunable external magnetic field, that provides -3 dB to -30 dB of attenuation in the signal. The circulator (CR) serves as the access port of the Sagnac loop. We define this setup as the displaced signal generator (DSG). It should be noted that in the DSG setup the pump and the signal pulses can independently be modulated by all available amplitude and phase levels allowed by the digital to analog converters. As a result, the DSG has greater freedom to generate different quantum and classical modulation formats.

To achieve single-shot quantum and classical communication, a fibre based CV-QKD system has been constructed, as shown in Fig. 2, with a DSG at Alice and a shot noise limited coherent receiver to perform heterodyne detection at Bob. A 25 ns pulse at 1556 nm is fed into the DSG, where the signal $|\alpha\rangle_A$ is amplitude and phase modulated in such a way that the quadrature, $\{X_A, P_A\}$, of the signal before the displacement follows a Gaussian distribution $\mathcal{N}(0, V_A)$ with zero mean and variance V_A ¹⁶, as in the case of conventional CV-QKD systems. We set the variance to $5N_0$ which is optimal for 25 km transmission distance. Here, N_0 is the shot noise variance. The classical data is encoded on the phase of the pump such that the direction of displacement follows different classical modulation format. The displaced signal with quadrature $\{X_A + \Delta_x, P_A + \Delta_p\}$, is then sent to Bob. The distribution

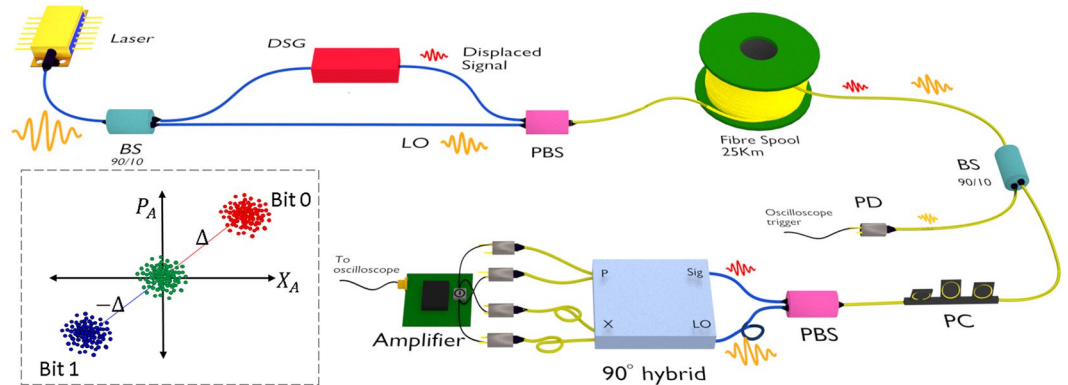


Figure 2. Experimental setup. The displaced coherent state generator is integrated into a conventional CV-QKD system with heterodyne detection. The LO and displaced signals are time (75 ns) and polarization multiplexed at Alice and demultiplexed at Bob. The blue fibre is polarization maintaining and the yellow is SMF. A single low noise amplifier is used for X and P quadrature measurements. The scheme for Gaussian modulated displaced signals (red and blue) with BPSK modulation, at Alice is shown in inset. The green dots represents conventional Gaussian modulated signals that are shown for comparison. More details of the experimental setup is given in method.

of the quadratures is now modified to $\mathcal{N}\{\Delta_{x(p)}, V_A\}$, i.e. the mean of the Gaussian distribution is shifted from zero to respective displaced levels, and the magnitude of Δ is set to $13\sqrt{N_0}$ at Bob.

At the receiver, Bob measures the quadrature, $\{X_{B\Delta_x}, P_{B\Delta_p}\}$, of the displaced signals with a shot noise limited heterodyne detector. From the measurement outcomes, the direction of displacement has been estimated from which classical data bits are inferred. By offsetting the mean to zero, the quadrature of the Gaussian modulated signals can be retrieved. This scheme has been proven secure as it implements the conventional Gaussian modulated protocol⁹. The displacement does not affect, in principle, the signal variance, V_A and channel parameter estimation-transmittance T and excess noise ξ , as it only affects the mean of measurement outcomes⁹. However, estimating the magnitude of the displacement from each of Bob's measurement outcomes and deducing respective quadrature values increases the excess noise²¹. Here, the displacement is estimated independently, from the pilot signals that are used for phase drift compensation. The phase reference- local oscillator (LO), for the quadrature measurement at the Bob, is sent from Alice along with each displaced signals.

Figure 3 shows the experimental results for different classical modulation patterns. An arbitrary relative phase drift between the displaced signals and LO results in the rotation of the quadrature values in phase space. The phase drift is estimated from pilot signals and applied on the received signals. The classical bit values are inferred from the phase drift corrected quadrature values. In the BPSK modulation scheme, Fig. 3d, 1.2 Mb/s data can be transmitted at a 2 MHz clock rate. The effective rate is reduced to 1.2 MHz due to a 9% pilot signal allocation and 30% to shot noise measurement. The average excess noise estimated from quantum signal quadratures is $0.055N_0$ with a transmittance $T = 0.28$. The estimated secure key rate is 30 kb/s. The estimated Q factor of the BPSK signal is 9.6 and leads to an expected error free operation with a bit error rate (BER) of 10^{-20} . In the QPSK modulation scheme, Fig. 3e, the overall classical data rate is 2.9 Mb/s with a 25 kb/s estimated secure key rate. The excess noise is found to be $0.047N_0$ with $T = 0.23$. The Q factor of the classical communication system is 8.8 indicating a BER of 10^{-17} . Using the 8PSK modulation, Fig. 3f, a classical data rate of 4.9 Mb/s is achieved with a 25 kb/s estimated secure key rate at $0.053N_0$ excess noise and $T = 0.24$. The Q factor is reduced to 4.6 and the BER is $\approx 10^{-6}$, which can be made to operate error free either by using large displacement values or by using forward error correction methods. Future work should consider more complex classical modulation formats, such as 16QAM and 32QAM.

To conclude, this paper reports the demonstration of simultaneous quantum and classical data transfer on a single signal. This technique enables direct monitoring of eavesdropping on classical communications where classical signals are combined with quantum signals using DSG²² which may have a strong commercial interest as it provides physical layer security using standard telecommunication equipment. Especially using 10 G/100 G classical coherent communication systems where one can fairly estimate channel parameters of CV-QKD but it is hard to generate secure key due to poor performance of error correction and privacy amplification at high data rate¹⁵. Aside from these promising applications, the DSG may find applications in other quantum optics experiments that require stable realizations of a displacement operator^{17–19}. Finally, the displaced signals can be detected with Local Oscillator based coherent detection, however the excess noise due to phase estimation and phase drift may significantly affect the transmission distance, key rate and BER values. However, we anticipate this can be demonstrated in our future work.

Methods

Experimental details. In our experimental setup, at Alice, a 25 ns pulse at a 2 MHz repetition rate and wavelength of 1556 nm is split by an asymmetric beam splitter. The stronger pulse serves as the LO for Bob's measurements. The weaker pulse is sent to the DSG. The displaced signal and LO are polarization multiplexed by a polarization beam splitter (PBS). They are time delayed by 75 ns owing to the difference in path length inside

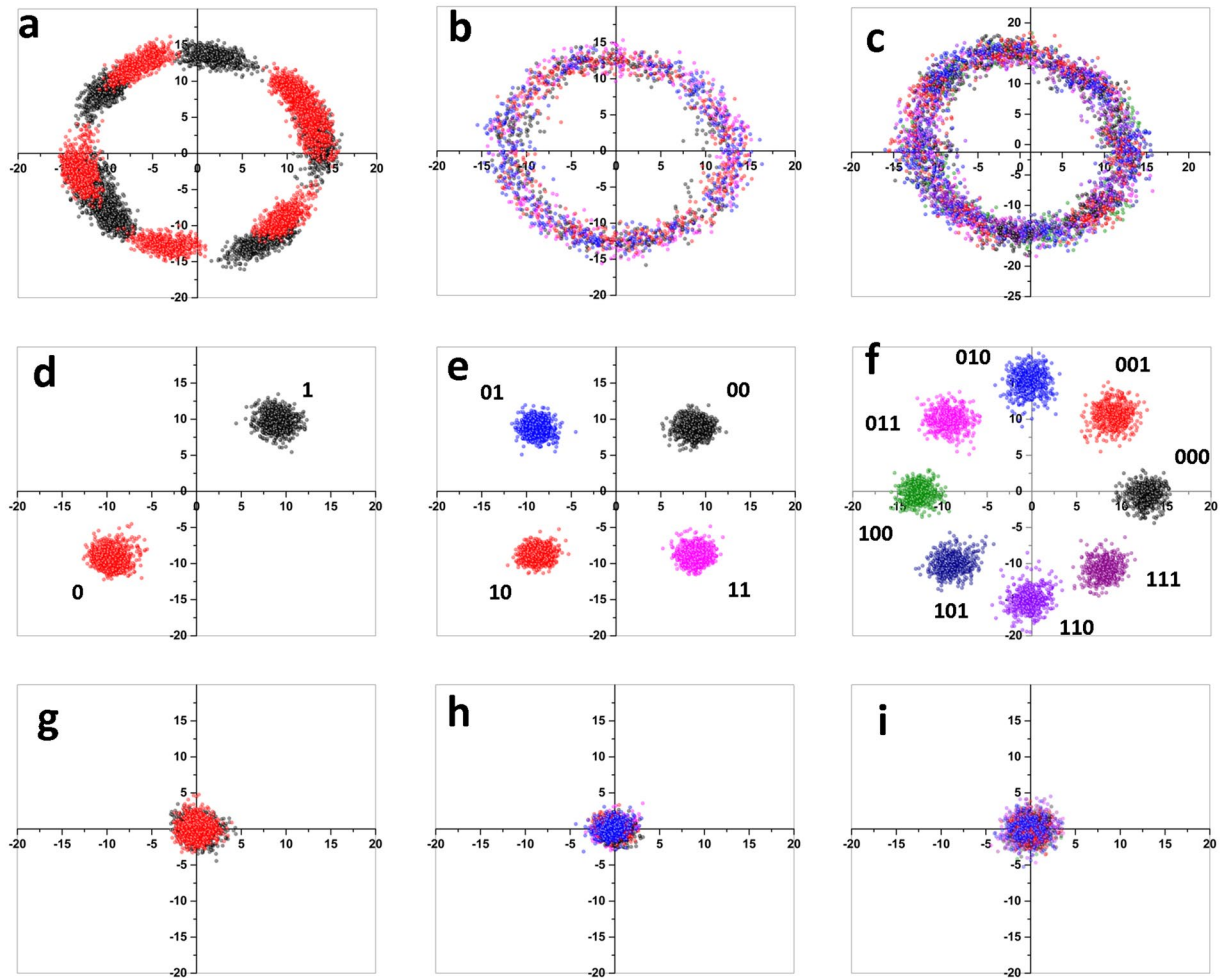


Figure 3. Experimental result. Results are plotted with X vs P quadrature measured at Bob. (a–c) Respectively BPSK, QPSK and 8PSK, show the received signal quadratures which are randomly phase rotated due to relative phase drift between displaced signals and LO. (d–f) are the phase corrected displaced signals which clearly show the transmitted classical modulation format. The bit values associated with each group of signals are publicly agreed by Alice and Bob prior to the transmission of classical data. (g–i) are the deduced Gaussian modulated continuous variable data from the displaced signals.

Alice. The displaced signal and LO pulse are sent to Bob through a 25 km SMF fibre channel. The fibre channel scrambles the polarization of the pulses during the transit. At Bob, a polarization controller (PC) corrects the polarization offset of the displaced signal and LO pulses. Another PBS demultiplexes the incoming pulses into a short path for the signal and a long path for the LO. A fibre delay of 75 ns in the LO path at Bob compensates for the 75 ns pulse time delay at the transmitter. The signal pulse and LO pulse are then fed into a 90° hybrid optical device (Kylia COH24). The P quadrature output of the hybrid is connected to a pair of PIN photodiodes. The subtracted current is amplified by a 10 MHz bandwidth low-noise amplifier based on an Amptek A250 charge amplifier. The same amplifier circuit is used for the X quadrature measurement where the output of the 90° hybrid is optically delayed by 125 ns and connected to another pair of PIN diodes. This increases the overall detection bandwidth to 4 MHz. Each quadrature measurement is independently balanced to set the mean of the amplifier output to zero volts. The data is acquired by a 4 GHz bandwidth, 10 bit, real time oscilloscope and post processed in a computer in real time. The oscilloscope is synchronized with the LO signal using a 10% fibre tap after the 25 km channel. The quadrature values are measured in the unit of mV and normalized to $\sqrt{N_0}$.

Phase correction and displacement estimation. The phase drift relative to displaced signal and LO is estimated using pilot signals. The transmission is sliced into packets of 400 signals that contain pilot signals with multiple phase pattern. The amplitude of the pilot signals are set to equal to the magnitude of the displacement. Each phase pattern set comprises of three signals with $2\pi/3$ mutually relative phase difference. The magnitude of the displacement is estimated as $\Delta = \frac{1}{k} \sum_{j=1}^k \sqrt{\frac{2}{3} \sum_{i=1}^3 (u_{ij} - m_j)^2}$, where u_{ij} is the measured quadrature of the pilot signals in pattern set j and $m_j = \frac{1}{3} \sum_{i=1}^3 u_{ij}$ is the mean. More than $k = 10^7$ pattern sets are used to estimate the displacement. The phase drift in each packet is estimated as $\theta_d = \sum_{j=1}^p \tan^{-1}[(u_{2j} - u_{3j})/(\sqrt{3}(2u_{1j} - u_{2j} - u_{3j}))] + \theta_j^{offset}$, with $p = 24$ is the total number of pattern sets measured in each packet, in both

quadratures and θ_j^{offset} is the offset from 0° . We use exponential averaging over successive θ_d to increase the precision.

CV-QKD parameters and key estimation. The channel parameters, transmittance T and excess noise ξ , are estimated by making use of following equations: $\langle X_A X_B \rangle = \sqrt{\gamma \eta T} V_A$ and $V_B = \gamma \eta T V_A + N_0 + \gamma \eta T \xi + V_{\text{ele}}$. These equations are true for parameter estimation from P quadrature measurements. Here $\eta = 0.62$ is the efficiency of Bob and $V_{\text{ele}} = 0.01 N_0$ is the variance of the electronic noise variance, all are independently estimated. $\gamma = 1$ for homodyne detection and $\gamma = 1/2$ for heterodyne detection (in our case). X_A and X_B are the quadrature and V_A and V_B are the respective variance, without displacement at Alice and Bob, respectively. The parameters are estimated from 10^8 samples of both X and P quadratures.

The secret key rate, under collective attack, in reverse reconciliation is²³ $K = R(\beta I_{AB} - \chi_{BE})$ where R is the effective signal rate, β is the reconciliation efficiency, $I_{AB} = \log_2 \left(\frac{V + \chi_{\text{tot}}}{1 + \chi_{\text{tot}}} \right)$ is the mutual information between Alice and Bob in heterodyne detection scheme. Here $V = V_A + 1$ is the signal variance that includes Gaussian modulation by Alice, V_A and shot noise variance normalized to one. $\chi_{BE} = \sum_{i=1}^2 G\left(\frac{\lambda_i - 1}{2}\right) - \sum_{i=3}^5 G\left(\frac{\lambda_i - 1}{2}\right)$ is the maximum information gain by Eve under collective attack. Where $G(x) = (x + 1) \log_2(x + 1) - x \log_2 x$ and $\lambda_{1,2}^2 = \frac{1}{2}(A \pm \sqrt{A^2 - 4B})$ and $\lambda_{3,4}^2 = \frac{1}{2}(C \pm \sqrt{C^2 - 4D})$ and $\lambda_5 = 1$. The term χ_{tot} is the total noise at the output of Alice and expressed as $\chi_{\text{tot}} = \chi_{\text{line}} + \frac{\chi_{\text{het}}}{T}$. The channel noise $\chi_{\text{line}} = \frac{1}{T^2} - 1 + \xi$ and the detection noise $\chi_{\text{het}} = (2 + 2V_{\text{ele}} - \eta)/\eta$. Here, $A = V^2(1 - 2T) + 2T + T^2(V + \chi_{\text{line}})$, $B = T^2(V\chi_{\text{line}} + 1)^2$, $C = \frac{1}{(T(V + \chi_{\text{tot}}))^2} [A\chi_{\text{het}}^2 + B + 1 + 2\chi_{\text{het}}(V\sqrt{B} + T(V + \chi_{\text{line}})) + 2T(V^2 - 1)]$, and $D = \left(\frac{V + \sqrt{B}\chi_{\text{het}}}{T(V + \chi_{\text{tot}})} \right)^2$.

Bit error rate in classical coherent communication. The Bit Error Rate (BER) of the detected signals is estimated using $\text{BER} = 0.5 \text{erfc}(Q/\sqrt{2})$, where $\text{erfc}(\cdot)$ denotes the complementary error function. The Q factor defines as $|d_0 - d_1|/(\sigma_0 + \sigma_1)$, where d_i is the mean of the respective signal levels and σ_i is the standard deviation—mainly due to Gaussian signal modulation.

References

- Kikuchi, K. Fundamentals of coherent optical fiber communications. *J. Light. Technol.* **34**, 157 (2016).
- Bennett, C. H. & Brassard, G. Quantum cryptography: Public key distribution and coin tossing. In *Proceedings IEEE International Conference on Computers, Systems and Signal Processing*, 0, 175–179 (1984).
- Jouguet, P., Kunz-Jacques, S., Leverrier, A., Grangier, P. & Diamanti, E. Experimental demonstration of long-distance continuous-variable quantum key distribution. *Nat. Photonics* **7**, 378–381 (2013).
- Stucki, D. *et al.* Long-term performance of the swissquantum quantum key distribution network in a field environment. *New J. Phys.* **13**, 123001 (2011).
- Choi, I., Young, R. J. & Townsend, P. D. Quantum information to the home. *New Journal of Physics* **13**, 063039 (2011).
- Roberts, G. L. *et al.* Experimental measurement-device-independent quantum digital signatures. *Nat. Commun.* **8**, 1098 (2017).
- Ikuta, R. *et al.* Polarization insensitive frequency conversion for an atom-photon entanglement distribution via a telecom network. *Nat. Commun.* **9**, 1997 (2018).
- Jouguet, P. *et al.* Field test of classical symmetric encryption with continuous variables quantum key distribution. *Opt. Express* **20**, 14030–14041 (2012).
- Qi, B. Simultaneous classical communication and quantum key distribution using continuous variables. *Phys. Rev. A* **94**, 042340 (2016).
- Kumar, R., Wonfor, A., Pentty, R. & White, I. Quantum-classical transmission on single wavelength. In *OSA Technical Digest (online)*, JTh2A.22 (Optical Society of America, San Jose, California, 2018).
- Fröhlich, B. *et al.* A quantum access network. *Nature* **501**, 69–72 (2013).
- Townsend, P. Simultaneous quantum cryptographic key distribution and conventional data transmission over installed fibre using wavelength-division multiplexing. *Electron. Lett.* **33**, 188–190 (1997).
- Kumar, R., Qin, H. & Allaupe, R. Coexistence of continuous variable QKD with intense DWDM classical channels. *New J. Phys.* **17**, 043027 (2015).
- Bahrani, S., Razavi, M. & Salehi, J. A. Wavelength assignment in hybrid quantum-classical networks. *Sci. Rep.* **8**, 3456 (2018).
- Jouguet, P., Kunz-Jacques, S. & Leverrier, A. Long-distance continuous-variable quantum key distribution with a gaussian modulation. *Phys. Rev. A* **84**, 062317 (2011).
- Grosshans, F. & Grangier, P. Continuous variable quantum cryptography using coherent states. *Phys. Rev. Lett.* **88**, 057902 (2002).
- Cook, R. L., Martin, P. J. & Geremia, J. M. Optical coherent state discrimination using a closed-loop quantum measurement. *Nature* **446**, 774–777 (2007).
- Ferdinand, A. R., DiMario, M. T. & Becerra, F. E. Multi-state discrimination below the quantum noise limit at the single-photon level. *npj Quantum Inf.* **3**, 43 (2017).
- Izumi, S. *et al.* Projective measurement onto arbitrary superposition of weak coherent state bases. *Sci. Rep.* **8**, 2999 (2018).
- Paris, M. G. Displacement operator by beam splitter. *Physics Letters A* **217**, 78–80 (1996).
- Marie, A. & Allaupe, R. Self-coherent phase reference sharing for continuous-variable quantum key distribution. *Phys. Rev. A* **95**, 012316 (2017).
- Gong, Y., Kumar, R., Wonfor, A., Pentty, R. & White, I. Quantum monitored long-distance secure optical network. In *OSA Technical Digest (online)*, JTh2A.23 (Optical Society of America, San Jose, California, 2018).
- Lodewyck, J. *et al.* Quantum key distribution over 25 km with an all-fiber continuous-variable system. *Phys. Rev. A* **76**, 042305 (2007).

Acknowledgements

We wish to acknowledge the funding from the UK Engineering and Physical Sciences Research Council (EPSRC) through UK Quantum Technology Hub for Quantum Communications Technologies, Grant no. EP/M013472/1.

Author Contributions

R.K. performed the experiment and analysed the data. A.W., R.P. and I.W. provide scientific expertise in classical communication. T.S. and I.W. supervised the project. R.K. wrote the manuscript with contributions from all the authors.

Additional Information

Competing Interests: The authors declare no competing interests.

Publisher's note: Springer Nature remains neutral with regard to jurisdictional claims in published maps and institutional affiliations.



Open Access This article is licensed under a Creative Commons Attribution 4.0 International License, which permits use, sharing, adaptation, distribution and reproduction in any medium or format, as long as you give appropriate credit to the original author(s) and the source, provide a link to the Creative Commons license, and indicate if changes were made. The images or other third party material in this article are included in the article's Creative Commons license, unless indicated otherwise in a credit line to the material. If material is not included in the article's Creative Commons license and your intended use is not permitted by statutory regulation or exceeds the permitted use, you will need to obtain permission directly from the copyright holder. To view a copy of this license, visit <http://creativecommons.org/licenses/by/4.0/>.

© The Author(s) 2019