

This is a repository copy of *Ancient genomes indicate population replacement in Early Neolithic Britain*.

White Rose Research Online URL for this paper:

<https://eprints.whiterose.ac.uk/148584/>

Version: Accepted Version

Article:

Brace, Selina, Diekmann, Yoan, Booth, Thomas J. et al. (24 more authors) (2019) Ancient genomes indicate population replacement in Early Neolithic Britain. *Nature Ecology and Evolution*. pp. 765-771. ISSN 2397-334X

<https://doi.org/10.1038/s41559-019-0871-9>

Reuse

Items deposited in White Rose Research Online are protected by copyright, with all rights reserved unless indicated otherwise. They may be downloaded and/or printed for private study, or other acts as permitted by national copyright laws. The publisher or other rights holders may allow further reproduction and re-use of the full text version. This is indicated by the licence information on the White Rose Research Online record for the item.

Takedown

If you consider content in White Rose Research Online to be in breach of UK law, please notify us by emailing eprints@whiterose.ac.uk including the URL of the record and the reason for the withdrawal request.

Population Replacement in Early Neolithic Britain

Selina Brace^{1*}, Yoan Diekmann^{2*}, Thomas J. Booth^{1*}, Zuzana Faltyskova², Nadin Rohland³, Swapan Mallick^{3,4,5}, Matthew Ferry^{3,4}, Megan Michel^{3,4}, Jonas Oppenheimer^{3,4}, Nasreen Broomandkhoshbacht^{3,4}, Kristin Stewardson^{3,4}, Susan Walsh⁶, Manfred Kayser⁷, Rick Schulting⁸, Oliver E. Craig⁹, Alison Sheridan¹⁰, Mike Parker Pearson¹¹, Chris Stringer¹, David Reich^{3,4,5#}, Mark G. Thomas^{2#}, Ian Barnes^{1#}

* these authors contributed equally

these authors co-supervised the work

¹ Department of Earth Sciences, Natural History Museum, London SW7 5BD, UK

² Research Department of Genetics, Evolution and Environment, University College London, London WC1E 6BT, UK

³ Department of Genetics, Harvard Medical School, Boston, Massachusetts 02115, USA

⁴ Broad Institute of MIT and Harvard, Cambridge, Massachusetts 02142, USA

⁵ Howard Hughes Medical Institute, Harvard Medical School, Boston, Massachusetts 02115, USA

⁶ Department of Biology, Indiana University Purdue University, Indianapolis (IUPUI), Indianapolis, IN, USA

⁷ Department of Genetic Identification, Erasmus MC University Medical Centre Rotterdam, Rotterdam, The Netherlands

⁸ Institute of Archaeology, University of Oxford, 36 Beaumont St, Oxford, OX1 2PG

⁹ BioArCh, Department of Archaeology, University of York, UK

¹⁰ National Museums Scotland, Edinburgh EH1 1JF, UK

¹¹ Institute of Archaeology, University College London, London WC1H 0PY, UK

The roles of migration, admixture and acculturation in the European transition to farming have been debated for over 100 years. Genome-wide ancient DNA studies indicate predominantly Anatolian ancestry for continental Neolithic farmers, but also variable admixture with local Mesolithic hunter-gatherers¹⁻⁹. Neolithic cultures first appear in Britain c. 6000 years ago (kBP), a millennium after they appear in adjacent areas of northwestern continental Europe. However, the pattern and process of the British Neolithic transition remains unclear¹⁰⁻¹⁵. We assembled genome-wide data from six Mesolithic and 67 Neolithic individuals found in Britain, dating from 10.5-4.5 kBP, a dataset that includes 22 newly reported individuals and the first genomic data from British Mesolithic hunter-gatherers. Our analyses reveals persistent genetic affinities between Mesolithic British and Western European hunter-gatherers over a period spanning Britain's separation from continental Europe. We find overwhelming support for agriculture being introduced by incoming continental farmers, with small and geographically structured levels of additional hunter-gatherer introgression. We find genetic affinity between British and Iberian Neolithic populations indicating that British Neolithic people derived much of their ancestry from Anatolian farmers who originally followed the Mediterranean route of dispersal and likely entered Britain from northwestern mainland Europe.

The transition to farming marks one of the most important shifts in human evolution, impacting on subsistence, social organisation, health and disease vulnerabilities, economy, and material culture. The processes by which this transition occurred have been a matter of intense debate for over a century¹⁰⁻¹⁵, although across continental Europe recent ancient DNA studies indicate a predominant role for expanding Neolithic farmer populations of mostly Anatolian ancestry (Anatolian farmers - ANF)¹⁻⁹. Anatolian farmer-derived populations dispersed throughout Europe via two major routes - one along the Mediterranean and the other through Central and into Northern Europe³⁻⁷. Both dispersals involved repeated, but mostly subsequent introgressions with local Mesolithic foragers, producing distinct cultural and genetic trajectories.

The nature of the Neolithic transition in Britain remains a puzzle because of the millennium-long delay in its appearance after the establishment of farming in adjacent regions of continental northwestern Europe¹⁰⁻¹⁵, and the lack of genome-wide data from British Mesolithic hunter-gatherers. Whilst there is universal agreement amongst archaeologists that there was a dramatic change in material culture in Britain after 6 kBP, there are divergent views regarding the extent to which this change was influenced by cultural or demographic processes¹⁻¹⁵. One interpretation of the archaeological evidence is that British Mesolithic hunter-gatherers adopted Neolithic cultural practices abruptly at c.6 kBP without substantial immigration following prolonged contact with their continental neighbours¹⁵. This view is inconsistent with the predominantly Anatolian farmer-related ancestry in published data from British Early Neolithic farmers⁸, but the extent to which local British hunter-gatherer populations contributed to the first British farming populations, as well as the relationship of British hunter-gatherers to continental hunter-gatherer populations remains unresolved. These questions are of interest as Britain is situated between two genetically-distinct contemporaneous groups of Mesolithic hunter-gatherers – Western European and Scandinavian (WHGs & SHGs)¹⁶. The British Isles could also have putatively harboured ancestry from hunter-gatherers related to earlier Magdalenian Palaeolithic groups that recolonised Europe from the southwest after the Last Glacial Maximum (~21 to 17 kBP)¹⁷.

Here, we report the first genome data from six Mesolithic (including the 'Cheddar Man' skeleton from Gough's Cave, Cheddar Gorge, Somerset) and 16 Neolithic British individuals, and combine it with new and already reported data from 51 previously published Neolithic British individuals⁸ to characterise the Mesolithic and Neolithic populations of Britain (Figure 1). We combined data generated in two different ways. For 35 individuals we generated new whole genome shotgun sequencing data (median coverage 0.09x) including the first full genomes from the British Mesolithic (at 2.3x) and Neolithic (at 10.7x). For all individuals we enriched next generation sequencing libraries for sequences overlapping about 1.24 million single nucleotide polymorphisms (SNPs) (median coverage 0.88x). We merged data obtained from both methods when it was available and chose the most likely base to represent the allele at each SNP (see Material and Methods). We merged the British Mesolithic and Neolithic data with 67 previously reported ancient DNA samples^{1-3, 5-8, 10, 17-23} (see Supplementary Table S1) and finally also with sequencing data from present-day individuals from diverse populations around the world⁴⁷.

We used principal components analysis to visualise some of the affinities of British Mesolithic and Neolithic genomes alongside those from ancient and modern West-Eurasian populations (Figure 2). The British Mesolithic individuals all cluster with Western and Scandinavian hunter-gatherers. By contrast, all directly-dated individuals who post-date 6 kBP, and undated individuals associated with Neolithic monuments, cluster tightly near Iberian and Central European Middle Neolithic individuals.

By examining the degree of allele sharing of British Mesolithic individuals to various European hunter-gatherer individuals or groups (SHG, EHG and El Miron, see Supplementary Figures S1-S4), we were able to attribute them confidently to the WHG. Comparison of British Mesolithic samples to different Mesolithic WHGs (Loschbour - Luxembourg, La Brana - Spain, KO1 - Hungary; Supplementary Figures S5-S6) indicates that they all resemble Loschbour most closely (i.e. the geographically most proximate Mesolithic genome available). When we compared the remaining British Mesolithic genomes to Loschbour and Cheddar Man (our highest-coverage British Mesolithic sample; ~2.3X), we found no significant excess of shared drift for either individual, indicating that Loschbour and the British Mesolithic samples do not form separate clusters (Supplementary Figure S7).

To investigate the proportions of Anatolian farmer-related ancestry in the British samples we modeled them as mixtures of ANFs and European WHGs (Figure 3, Supplementary Figure S8). All British Mesolithic samples could be explained entirely by WHG ancestry within the error bounds of the test. The majority (~75%) of ancestry in all British Neolithic individuals could be attributed to ANFs, indicating a substantial demographic shift with the transition to farming. These proportions of British Neolithic ANF/WHG ancestry are similar to Early Neolithic Iberian and Middle Neolithic Central European samples. We inferred some geographic structure in WHG admixture proportions among the British Early Neolithic samples; individuals from Wales retain the lowest levels of WHG admixture, followed by those from South-West and Central England. South East England and Scotland show the highest WHG admixture proportions. These proportions remain stable for over a millennium, from the Early into the Middle/Late Neolithic.

To investigate the proximate source of ANF ancestry in British Neolithic samples, we examined affinities with available Early Neolithic individuals from Iberia and Central Europe. We chose to compare Early over Middle Neolithic Iberians as the latter are contemporary with the British Early Neolithic, making them an unlikely direct source. For all of our British Neolithic individuals we inferred more shared drift with Early Neolithic Iberians; for the majority of comparisons this was significant (Figure 4A, Supplementary Figure S9). To infer levels of WHG introgression occurring between Iberian Early Neolithic populations – the closest currently available attributable source of farmer ancestry in British Early Neolithic genomes – and early British farmers, we estimated f_4 admixture proportions. We detected little excess (~10%) WHG ancestry beyond what was already present in Iberian Early Neolithic populations, suggesting small proportions of admixture, particularly in Wales where we detected no excess WHG ancestry (Figure 4B). The small amounts of WHG introgression inferred here could have occurred on mainland Europe, and there is no need to invoke any genetic contribution from British Mesolithic hunter-gatherers to explain these results, although the significant bias towards British WHGs in some British Neolithic farmers, suggests that at least some of this introgression probably did occur in Britain (Supplementary Figure S7).

The Mesolithic Cheddar Man and the Neolithic sample from Carsington Pasture Cave, Derbyshire ('Sven') had sufficient coverage to estimate heterozygosity. Consistent with recent ancestry from larger or more admixed populations, Sven showed slightly higher levels of heterozygosity than Cheddar Man (Supplementary Figure S10). None of the Mesolithic and Neolithic British individuals analysed here had a derived lactase persistence allele (see Supplementary Table S2). We predicted pigmentation characteristics for Cheddar Man and Sven using *Hirisplex*²⁵ and a recently-developed method for predicting skin pigmentation²⁶. Previously, predictions on the level of skin pigmentation were mostly derived using two SNPs in *SLC45A2* and *SLC24A5* that indicate lack of hypo-pigmentation when in the ancestral state¹⁸. However, here we integrate 36 rather than 2 SNPs allowing more precise prediction²⁶. Cheddar Man is predicted to have had dark or dark to black skin, blue/green eyes and dark brown possibly black hair, whereas Sven most likely had intermediate to dark skin pigmentation, brown eyes and black possibly dark brown hair (see Pigmentation section in the Supplementary Materials for a detailed discussion of the results). This is in line with the current hypothesis that alleles commonly associated with lighter skin were introduced in Western Europe by ANFs¹⁹.

We also analysed two previously-published WHGs, and find potential temporal and/or geographical variation in pigmentation characteristics. Loschbour²² from Luxembourg is ~2000 years younger than Cheddar Man, and is predicted to have had intermediate skin pigmentation. Furthermore, the Loschbour individual most likely had blue/green eyes. In contrast, La Braña¹⁸ from northern Spain who is slightly later than Loschbour is predicted to have had dark to dark to black skin and hazel/green eye colour. Both La Braña and Loschbour were predicted to have had black, possibly dark brown hair. These results imply that quite different skin pigmentation levels coexisted in WHGs at least by around 6000 BC.

Discussion

The genomes of the six British Mesolithic individuals examined here appear to be typical of WHGs, indicating that this population spread to the furthest northwestern point of early

Holocene Europe after moving from southeastern Europe, or further east, from approximately 14,000 years ago¹⁷. It is notable that this genetic similarity among British Mesolithic and Loschbour individuals spans a period in Britain (c.10.5-6 kBP) that includes the cultural transition to the Late Mesolithic, the potentially catastrophic Storegga landslide tsunami, and the separation of Britain from continental Europe as sea levels rose after the last ice age. This finding is inconsistent with the hypothesis of pre-c.6 kBP gene flow into Britain from neighbouring farmers in continental Europe¹⁵.

Our analyses indicate that the appearance of Neolithic practices and domesticates in Britain c.6 kBP was mediated overwhelmingly by immigration of farmers from continental Europe^{2,13-14}, and strongly reject the hypothesised adoption of farming by indigenous hunter-gatherers as the main process¹⁵. British farmers were substantially descended from Iberian Neolithic-related populations whose ancestors had expanded along a Mediterranean route^{2,7,14}, although our analyses cannot rule out the possibility that they also inherited a minority portion of their ancestry from the Danubian route expansion through Central Europe. Indeed, a recent study that investigated continental Neolithic farmer-related ancestry components in Neolithic Britain estimated $\frac{2}{3}$ Mediterranean and $\frac{1}{3}$ Danubian route⁸, which may be consistent with the association between Britain's more easterly-distributed Carinated Bowl tradition¹⁴ and the Nord-Pas-de-Calais region of France, as Neolithic people in these regions of mainland Europe are thought to have interacted with populations of Central European Neolithic ancestry^{14, 27-29}. The varied Neolithic cultures of northern France, Belgium and the Netherlands, the most likely continental sources for the British Neolithic¹⁴, may represent a genetically heterogeneous population who shared large but variable proportions of their ancestry with Neolithic groups in Iberia via Atlantic and southern France.

We caution that our results should not be interpreted as showing the Iberian Neolithic-related ancestry in British Neolithic people derives from migrants whose ancestors lived in Iberia, as we do not have ancient DNA data from yet unidentified source populations — possibly located in southern France — that were ancestral to both Iberian and British farmers. Available Middle Neolithic Iberian individuals are too late to represent the source population for early British farmers, and there is no archaeological evidence for direct immigration from Iberia¹⁴. The lack of genome-wide data from Neolithic northern France, Belgium and the Netherlands means that it is not currently possible to identify proximal continental source populations.

The limited regional variation in WHG ancestry we see in the British Neolithic samples could reflect subtle but differing degrees of regional admixture between farmers and foragers, and/or multiple continental source populations carrying varying levels of WHG ancestry colonising different regions of Britain. What is clear is that across Britain all of our estimates for admixture between hunter-gatherers and farmers are very small, and that we find no evidence of WHG ancestry increasing as the British Neolithic progressed over time (Figure 3). In contrast, the resurgence of WHG ancestry in all available continental European Middle Neolithic samples, prior to the British Neolithic transition and including a population sample from southern France, means that the level of WHG ancestry we see in most British Neolithic farmers could be accounted for entirely in continental source populations^{3, 8-10}.

Evidence for only low levels of WHG introgression among British Neolithic people is striking given the extensive and complex admixture processes inferred for continental Neolithic

populations^{3, 8-10, 30-32}. Low levels of admixture between these two groups on the wavefront of farming advance in continental Europe have been attributed to the groups maintaining cultural and genetic boundaries for several centuries after initial contact³⁰⁻³². Similarly, isotopic and genetic data from the west coast of Scotland are consistent with the coexistence of genetically distinct hunter-fisher-gatherers and farmers, albeit for a maximum of few centuries³³⁻³⁴. The resurgence in WHG ancestry after the initial phases of the Neolithic transition in continental Europe indicates that the two populations eventually mixed more extensively^{3, 8-10}. However there is no evidence for a WHG resurgence in the British Neolithic up to the Chalcolithic population movements associated with the Beaker phenomenon (c.4.5 kBP)⁸. This is consistent with the lack of evidence for Mesolithic cultural artefacts in Britain much beyond 6 kBP¹⁴ and with a major dietary shift at this time from marine to terrestrial resources; particularly apparent along the British Atlantic coast³³⁻³⁵.

In summary, our results indicate that the progression of the Neolithic in Britain was unusual when compared to other previously studied European regions. Rather than reflecting the slow admixture processes that occurred between ANFs and local hunter-gatherer groups in areas of continental Europe, we infer a British Neolithic proceeding with little introgression from resident foragers – either during initial colonization phase, or throughout the Neolithic. This may reflect the fact that farming arrived in Britain a couple of thousand years later than it did in Europe. The farming population who arrived in Britain may have mastered more of the technologies needed to thrive in northern and western Europe than the farmers who had first expanded into these areas. A large-scale seaborne movement of established Neolithic groups leading to the rapid establishment of the first agrarian and pastoral economies across Britain, provides a plausible scenario for the scale of genetic and cultural change in Britain.

Materials and Methods

Ancient DNA Extraction and Sequencing—DNA extractions and library preparations for all samples with newly reported data were conducted in a dedicated ancient DNA laboratory (NHM, London). We used approximately 25mg of finely drilled bone powder and followed the DNA extraction protocol described in Dabney *et al.*³⁶ but replaced the Zymo-Spin V column binding apparatus with a high pure extender assembly from the High Pure Viral Nucleic Acid Large Volume Kit (Roche). Library preparations followed the partial uracil–DNA–glycosylase treatment described in Rohland *et al.*³⁷ and a modified version of the Meyer & Kircher³⁸ protocol. Library modifications: the initial DNA fragmentation step was not required; all clean-up steps used MinElute PCR purification kits (Qiagen). The index PCR step included double indexing³⁹, the polymerase AmpliTaq Gold and the addition of 0.4mg/mL BSA. The index PCR was set for 20 cycles with three PCR reactions conducted per library. Libraries were screened for DNA preservation on an Illumina NextSeq platform, with paired-ends reads. Promising libraries were further enriched in two ways, one at the NHM using in-solution hybridisation capture enrichment kits (Mybaits-3) from MYcroarray. The baits were designed to cover ca. 20K SNP's (5,139 functional and 15,002 neutral SNP's) at 4x tiling. Capture protocol followed the manufacturers instructions in the Mybaits manual v3. Captured libraries were sequenced on an Illumina NextSeq platform (NHM) using paired-ends reads. Newly reported data from 36 of these libraries was also obtained at the dedicated ancient DNA lab in Harvard Medical School by enriching in solution for approximately 1.24 million targeted SNPs. We sequenced these libraries on an Illumina NextSeq500 instrument, iteratively

sequencing more until we estimated that the additional number of targeted SNPs hit per newly generated sequence was less than 1 per 100.

Bioinformatics—All sequence reads underwent adapter and low-quality base trimming, and overlapping reads pairs were collapsed with AdapterRemoval⁴⁰. Non-collapsed reads and those below 30bp were discarded, and the remaining aligned against the hs37d5 human reference genome with BWA⁴¹. Mapped reads with MAPQ at least 30 were merged per individual and re-aligned around InDels with GATK⁴². Resulting BAM files were split by flowcell and lane, and empirical ATLAS⁴³ post mortem damage patterns estimated per individual per lane for lanes with at least 5.5 million reads, otherwise per individual per flowcell. ATLAS BQSR base quality score recalibration tables were generated per lane for lanes with at least 5.5 million reads, otherwise per flowcell. We generated recalibrated BAM files per individual with ATLAS recalBAM, and used those to estimate mitochondrial contamination and determine Mitochondrial haplogroups with ContamMix⁴⁴ and Phy-Mer⁴⁵ respectively. We considered Mitochondrial contamination to be tolerable if 0.98 was included in the confidence intervals. Haploid genotypes were called with ATLAS allelePresence with theta fixed at 0.001, determining the most likely base at a position. Heterozygosity estimates shown in Sup. Fig. S10 were computed with ATLAS estimateTheta and default window size of 1Mbp, excluding windows that overlap with telo- or centromeres.

PCA—Principal component analysis was performed with LASER⁴⁶ following the approach described previously⁵. After generating a reference space of modern Western Eurasian individuals⁶, we projected the BAM files of ancient reference individuals (see Supplementary Table S1 for references) and the British individuals presented here into the reference space via Procrustes analysis implemented in LASER.

***f*-statistics**—The various flavours of *f*-statistics presented here, *i.e.* outgroup f_3 , f_4 , and f_4 admixture proportions, were computed with *qpPop*, *qpDstat* in f_4 mode, and *qpAdm* from the ADMIXTOOLS²⁴ package with default parameters on the positions defined by the *HOIII* set of SNPs⁶. Ancient individuals analysed here are listed in Sup. Table 1. Modern reference individuals were first published in Mallick *et al.*⁴⁷. All *qpAdm* runs used the set of outgroups Han, Karitiana, Mbuti, Onge, Papuan, Mota, Ust_Ishim, MA1, EIMiron, GoyetQ116-1.

Figure legends

Figure 1: *Map of sample locations.* Geographical locations of British samples analysed here. Numbers indicate the number of samples from a given location.

Figure 2: *PCA of modern and ancient West-Eurasians.* British and additional ancient samples are projected onto the reference space computed on modern West-Eurasian

populations. See Material and Methods for computational details and Supplementary Table 1 for information on the samples.

Abbreviations: European (Eur.), Pleistocene (Plei.), hunter-gatherer (H.-G.), British Isle (Brit.-I.), Middle Neolithic (M.-Neo.)

Figure 3: *WHG and ANF ancestry components of British and Central European Neolithic populations.* The relative WHG and ANF ancestry in Early and Middle Neolithic British and continental European populations quantified by f_4 admixture proportions. Percentages indicate error estimates. See Material and Methods for computational details and Supplementary Table 1 for the lists of samples grouped into the different Neolithic populations.

Abbreviations: Neolithic (Neo.), Early-, Middle-, and Late Neolithic (EN, MN, LN), South East (SouthE), South West (SouthW)

Figure 4: (A) *Affinities of British and continental Neolithic populations.* We compute admixture f_4 statistics for different British EN, MN, and LN and continental MN populations comparing shared drift with Central European EN and Iberian EN populations. A positive Z-score above 2 corresponds to a significant affinity to the Iberian EN over Central European EN population. **(B)** *Quantifying excess WHG ancestry in British EN compared to Iberian EN and MN populations.* We compute f_4 admixture proportions of WHG and different ANF populations in EN samples from Wales, England, and Scotland.

References

- ¹Gamba, C. *et al.* Genome flux and stasis in a five millennium transect of European prehistory. *Nature Communications* **5**, 5257 (2014).
- ²Cassidy, L. M. *et al.* Neolithic and Bronze Age migration to Ireland and establishment of the insular Atlantic genome. *Proceedings of the National Academy of Sciences* **113**, 368–373 (2015).
- ³Haak, W. *et al.* Massive migration from the steppe was a source for Indo-European languages in Europe. *Nature* **522**, 207–211 (2015).

- ⁴Broushaki, F. *et al.* Early Neolithic genomes from the eastern Fertile Crescent. *Science* **353**, 499–503 (2016).
- ⁵Hofmanová, Z. *et al.* Early farmers from across Europe directly descended from Neolithic Aegeans. *Proceedings of the National Academy of Sciences* **113**, 6886–6891 (2016).
- ⁶Lazaridis, I. *et al.* Genomic insights into the origin of farming in the ancient Near East. *Nature* **536**, 419–424 (2016).
- ⁷Olalde, I. *et al.* A Common Genetic Origin for Early Farmers from Mediterranean Cardial and Central European LBK Cultures. *Molecular Biology and Evolution* (2015). doi:10.1093/molbev/msv181
- ⁸Olalde, I. *et al.* “The Beaker Phenomenon And The Genomic Transformation Of Northwest Europe.” Sept. 2017, doi:10.1101/135962.
- ⁹González-Fortes, G. *et al.* Paleogenomic Evidence for Multi-generational Mixing between Neolithic Farmers and Mesolithic Hunter-Gatherers in the Lower Danube Basin. *Current Biology* **27**, (2017).
- ¹⁰Lipson, M. *et al.* Parallel palaeogenomic transects reveal complex genetic history of early European farmers. *Nature* **551**, 368–372 (2017).
- ¹¹Shennan, S. Evolutionary Demography and the Population History of the European Early Neolithic. *Human Biology* **81**, 339–355 (2009).
- ¹²Isern, N. & Fort, J. Modelling the effect of Mesolithic populations on the slowdown of the Neolithic transition. *Journal of Archaeological Science* **39**, 3671–3676 (2012).
- ¹³Collard, M., Edinborough, K., Shennan, S. & Thomas, M. G. Radiocarbon evidence indicates that migrants introduced farming to Britain. *Journal of Archaeological Science* **37**, 866–870 (2010).
- ¹⁴Sheridan, J. A. The Neolithisation of Britain and Ireland. In Finlayson, B. & Warren, G. (eds.) *Landscapes in Transition*. Oxbow, Oxford, 89-105 (2010).

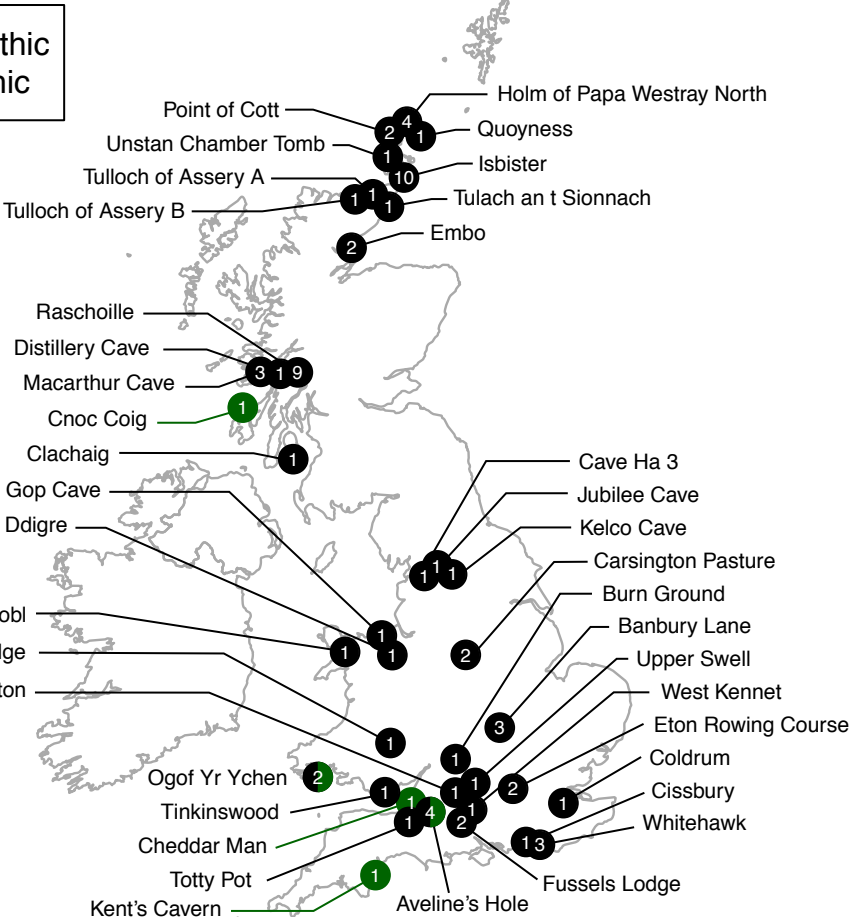
- ¹⁵Thomas, J. *The Birth of Neolithic Britain: An interpretive account*. Oxford University Press, Oxford (2013).
- ¹⁶Günther, T. *et al.* Genomics of Mesolithic Scandinavia reveal colonization routes and high-latitude adaptation. (2017). doi:10.1101/16440
- ¹⁷Fu, Q. *et al.* The genetic history of Ice Age Europe. *Nature* **534**, 200–205 (2016).
- ¹⁸Olalde, I. *et al.* Derived immune and ancestral pigmentation alleles in a 7,000-year-old Mesolithic European. *Nature* **507**, 225–228 (2014).
- ¹⁹Mathieson, I. *et al.* Genome-wide patterns of selection in 230 ancient Eurasians. *Nature* **528**, 499–503 (2015).
- ²⁰Kılınc, G. M. *et al.* The Demographic Development of the First Farmers in Anatolia. *Current Biology* **26**, 2659–2666 (2016).
- ²¹Jones, E. R. *et al.* The Neolithic Transition in the Baltic Was Not Driven by Admixture with Early European Farmers. *Current Biology* **27**, 576–582 (2017).
- ²²Lazaridis, I. *et al.* Ancient human genomes suggest three ancestral populations for present-day Europeans. *Nature* **513**, 409–413 (2014).
- ²³Skoglund, P. *et al.* Genomic Diversity and Admixture Differs for Stone-Age Scandinavian Foragers and Farmers. *Science* **344**, 747–750 (2014).
- ²⁴Patterson, N. *et al.* Ancient Admixture in Human History. *Genetics* **192**, 1065–1093 (2012).
- ²⁵Walsh, S. *et al.* Developmental validation of the Hirisplex system: DNA-based eye and hair colour prediction for forensic and anthropological useage. *Forensic Sci. Int. Genet.* **9**, 150-161 (2014).
- ²⁶Walsh, S. *et al.* Global skin colour prediction from DNA. *Human Genetics* **136**, 847–863 (2017).
- ²⁷Pioffet, H. & Arde, V. From sherds to potters: the contribution of technomorphological approaches to understanding the British Neolithic. *Archeologické rozhledy* **69** (2017)

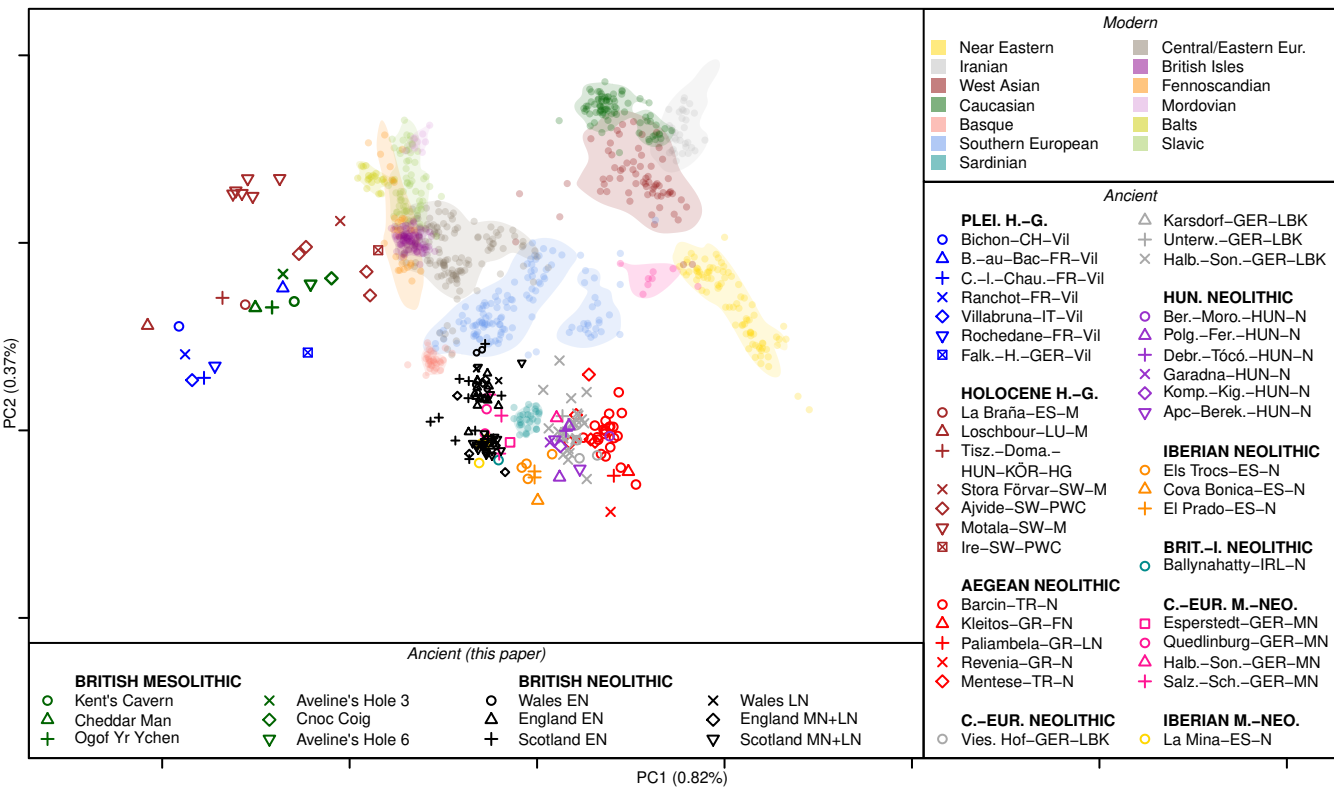
- ²⁸Rivollat, M. *et al.* “When the Waves of European Neolithization Met: First Paleogenetic Evidence from Early Farmers in the Southern Paris Basin.” *Plos One*, vol. 10, no. 4, 2015, doi:10.1371/journal.pone.0125521.
- ²⁹Beau, A. *et al.* “Multi-Scale Ancient DNA Analyses Confirm the Western Origin of Michelsberg Farmers and Document Probable Practices of Human Sacrifice.” *Plos One*, vol. 12, no. 7, May 2017, doi:10.1371/journal.pone.0179742
- ³⁰Sikora, M. *et al.* Ancient genomes show social and reproductive behavior of early Upper Paleolithic foragers. *Science* **358**, 659–662 (2017).
- ³¹Bollongino, R. *et al.* 2000 Years of Parallel Societies in Stone Age Central Europe. *Science* **342**, 479–481 (2013).
- ³²Fraser, M. *et al.* New insights on cultural dualism and population structure in the Middle Neolithic Funnel Beaker culture on the island of Gotland. *Journal of Archaeological Science: Reports* **17**, 325–334 (2018).
- ³³Schulting, R. J. & Richards, M. P. The wet, the wild and the domesticated: the Mesolithic–Neolithic transition on the west coast of Scotland. *European Journal of Archaeology* **5**, 147–189 (2002).
- ³⁴Charlton, S. *et al.* Finding Britain's last hunter-gatherers: A new biomolecular approach to ‘unidentifiable’ bone fragments utilising bone collagen. *Journal of Archaeological Science* **73**, 55–61 (2016).
- ³⁵Richards, M. P., Schulting, R. J. & Hedges, R.E.M. Sharp shift in diet at the onset of Neolithic. *Nature* **425**, 366 (2003).
- ³⁶Dabney, J. *et al.* Complete mitochondrial genome sequence of a Middle Pleistocene cave bear reconstructed from ultrashort DNA fragments. *Proceedings of the National Academy of Sciences* **110**, 15758–15763 (2013).
- ³⁷Rohland, N., Harney, E., Mallick, S., Nordenfelt, S. & Reich, D. Partial uracil-DNA-glycosylase treatment for screening of ancient DNA. *Philosophical Transactions of the Royal Society B: Biological Sciences* **370**, 20130624–20130624 (2014).

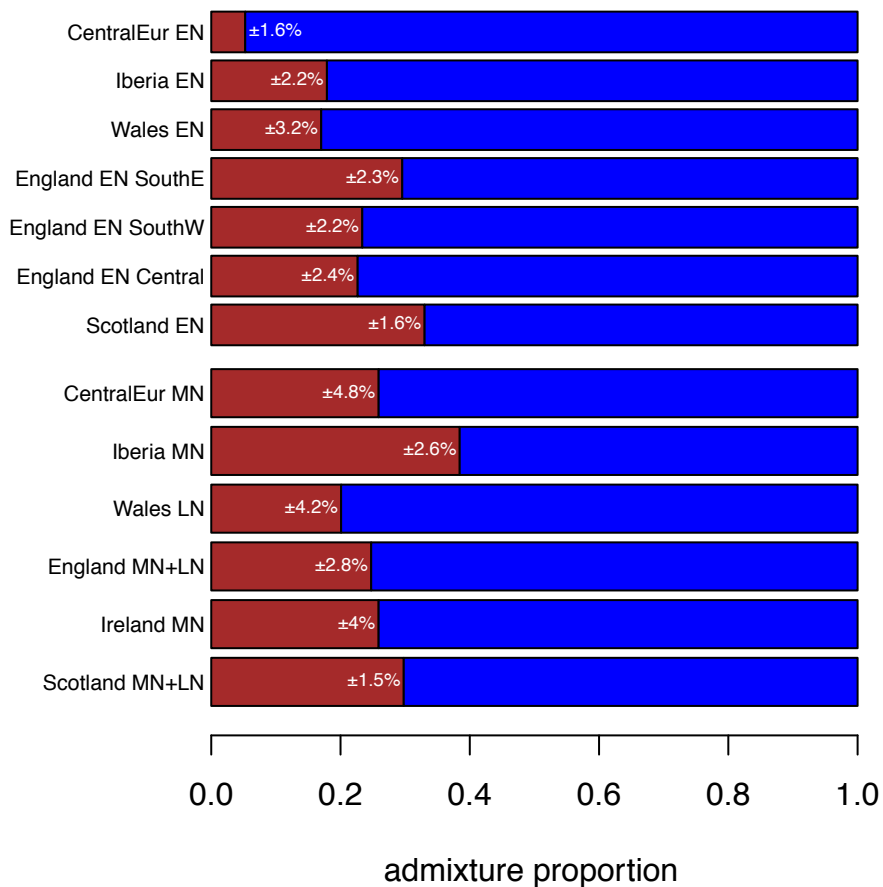
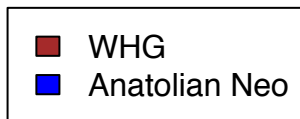
- ³⁸Meyer, M. & Kircher, M. Illumina Sequencing Library Preparation for Highly Multiplexed Target Capture and Sequencing. *Cold Spring Harbor Protocols* (2010).
- ³⁹Kircher, M., Sawyer, S. & Meyer, M. Double indexing overcomes inaccuracies in multiplex sequencing on the Illumina platform. *Nucleic Acids Research* **40**, (2011).
- ⁴⁰Schubert, M., Lindgreen, S. & Orlando, L. Adapter Removal v2: rapid adapter trimming, identification, and read merging. *BMC Research Notes* **9**, (2016).
- ⁴¹Li, H. & Durbin, R. Fast and accurate short read alignment with Burrows-Wheeler transform. *Bioinformatics* **25**, 1754–1760 (2009).
- ⁴²Mckenna, A. *et al.* The Genome Analysis Toolkit: A MapReduce framework for analyzing next-generation DNA sequencing data. *Genome Research* **20**, 1297–1303 (2010).
- ⁴³Link, V. *et al.* ATLAS: Analysis Tools for Low-depth and Ancient Samples. (2017).
Biorxiv doi:10.1101/105346
- ⁴⁴Fu, Q. *et al.* A Revised Timescale for Human Evolution Based on Ancient Mitochondrial Genomes. *Current Biology* **23**, 553–559 (2013).
- ⁴⁵Navarro-Gomez, D. *et al.* Phy-Mer: a novel alignment-free and reference-independent mitochondrial haplogroup classifier. *Bioinformatics* **31**, 1310–1312 (2014).
- ⁴⁶Wang, C., Zhan, X., Liang, L., Abecasis, G. R. & Lin, X. Improved Ancestry Estimation for both Genotyping and Sequencing Data using Projection Procrustes Analysis and Genotype Imputation. *The American Journal of Human Genetics* **96**, 926–937 (2015).
- ⁴⁷Mallick, S. *et al.* The Simons Genome Diversity Project: 300 genomes from 142 diverse populations. *Nature* **538**, 201–206 (2016).

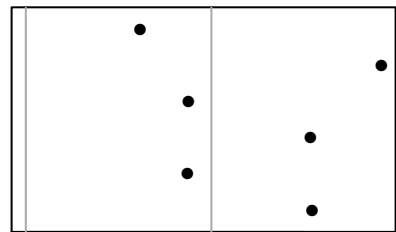
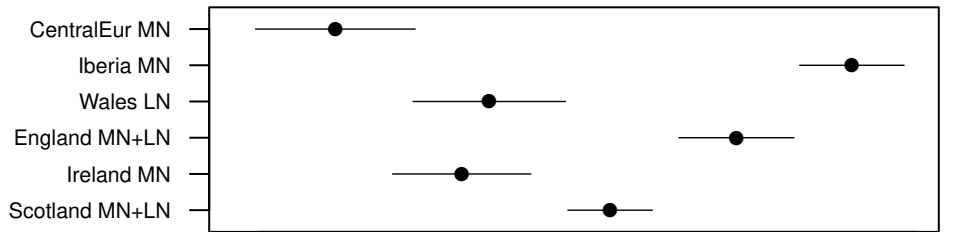
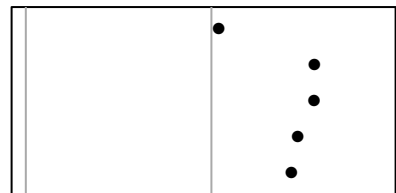
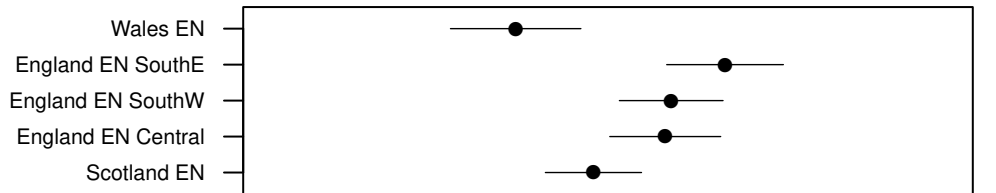
Acknowledgements

The authors are extremely grateful to individuals and institutions who granted permissions to sample human remains, gave their time to facilitate sampling and lent their invaluable expertise on collections: the Longleat Estate, Tom Lord at Lower Winskill Farm, Barry Chandler at Torquay Museum, Andrew Chamberlain at the University of Manchester, Linda Wilson and Graham Mullan at the University of Bristol Spelaeological Society, Elizabeth Walker, Adam Gwilt and Jody Deacon at the National Museum of Wales, Andy Maxted at Brighton Museum, Marta Lahr at the Duckworth Laboratory, Barry Lane at Wells Museum, Martin Smith at Bournemouth University, David Rice at the Museum of Gloucester and Rob Kruszinski at the Natural History Museum. In addition, Y.D. wishes to thank Jens Blöcher, Amelie Scheu, Christian Sell and Joachim Burger for the many valuable discussions on the bioinformatic pipeline, and Vivian Link for help with ATLAS. D.R. was supported by NIH grant GM100233, by NSF HOMINID BCS-1032255, and by an Allen Discovery Center of the Paul Allen Foundation, and is a Howard Hughes Medical Institute investigator. M.G.T. and I.B. were supported by a Wellcome Trust Investigator Award (project 100713/Z/12/Z).









$f_4(\text{Khomani, X; CentralEur EN, Iberia EN})$

Z-score

