



Deposited via The University of Sheffield.

White Rose Research Online URL for this paper:

<https://eprints.whiterose.ac.uk/id/eprint/134319/>

Version: Accepted Version

Article:

Leite, L.C.S., Dolan, S. and Crispino, C.B. (2018) Absorption of electromagnetic plane waves by rotating black holes. *Physical Review D*, D98. 024046. ISSN: 2470-0010

<https://doi.org/10.1103/PhysRevD.98.024046>

Reuse

Items deposited in White Rose Research Online are protected by copyright, with all rights reserved unless indicated otherwise. They may be downloaded and/or printed for private study, or other acts as permitted by national copyright laws. The publisher or other rights holders may allow further reproduction and re-use of the full text version. This is indicated by the licence information on the White Rose Research Online record for the item.

Takedown

If you consider content in White Rose Research Online to be in breach of UK law, please notify us by emailing eprints@whiterose.ac.uk including the URL of the record and the reason for the withdrawal request.

Absorption of electromagnetic plane waves by rotating black holes

Luiz C. S. Leite,^{1,2,*} Sam Dolan,^{1,†} and Luís C. B. Crispino^{2,‡}

¹*Consortium for Fundamental Physics, School of Mathematics and Statistics,
University of Sheffield, Hicks Building, Hounsfield Road, Sheffield S3 7RH, United Kingdom*

²*Faculdade de Física, Universidade Federal do Pará, 66075-110, Belém, Pará, Brazil.*

(Dated: August 8, 2018)

We study the absorption of monochromatic electromagnetic plane waves impinging upon a Kerr black hole, in the general case that the direction of incidence is not aligned with the black hole spin axis. We present numerical results that are in accord with low- and high-frequency approximations. We find that circularly-polarized waves are distinguished by the black hole spin, with counter-rotating polarizations being more absorbed than co-rotating polarizations. At low frequencies and moderate incidence angles, there exists a narrow parameter window in which superradiant emission in the dipole mode can exceed absorption in the non-superradiant modes, allowing a planar electromagnetic wave to stimulate net emission from a black hole.

PACS numbers: 04.70.-s, 04.70.Bw, 11.80.-m, 04.30.Nk,

I. INTRODUCTION

The recent announcements from the LIGO and Virgo detectors have confirmed a key prediction of General Relativity (GR): orbiting companions generate gravitational waves which propagate at the speed of light. The gravitational waves observed, so far, are outcomes of catastrophic events apparently involving black holes (BHs) and neutron stars [1–6]. Gravitational waves from the black hole ‘ringdown’ phase probe the strong-field regime of General Relativity for the first time. Black holes are fascinating objects which play a central role in modern astrophysics, and which provide a crucible for new tests of physical theory.

As a BH possesses an event horizon, it can absorb matter, energy and radiation in its vicinity. To understand this process in detail, one may study an idealised scenario: the absorption of a planar wave of a fixed angular frequency ω and spin s impinging upon a BH of mass M and angular momentum J . Absorption is characterised by a single key quantity, the absorption cross section σ_{abs} , expressed in terms of dimensionless parameters such as s and $M\omega \equiv \pi r_s/\lambda$, where r_s is the Schwarzschild radius of the body, and λ is the wavelength.

The foundations of planar-wave scattering theory on BHs spacetimes were set out in Ref. [7]. That work addressed the cases of monochromatic scalar ($s = 0$), neutrino ($s = 1/2$), electromagnetic ($s = 1$) and gravitational waves ($s = 2$) by Kerr BHs, with particular focus on the low-frequency ($M\omega \ll 1$) and high-frequency ($M\omega \gg 1$) regimes, which are amenable to asymptotic methods [7].

The intermediate regime $M\omega \sim 1$ is typically studied via numerical methods. The first numerical investigations were carried out by Sanchez in the 1970s [8, 9] for Schwarzschild BHs (see also [10, 11]). Subsequently, various authors have computed the scalar [12–17], fermionic [18–21], electromagnetic [22–24], and gravitational [25] absorption cross sections for static BHs solutions.

There is strong evidence that astrophysical BHs are not static, but instead possess significant angular momentum. To describe the absorption scenario on the axially-symmetric Kerr spacetime one needs additional dimensionless parameters: the BH spin ratio, $0 \leq J/M^2 < 1$; the angle between the incident direction and the symmetry axis, $0 \leq \gamma < \pi$; and the polarization state of the wave \mathcal{P} (see Fig. 1).

Here we seek to fill a gap in the literature, by calculating the absorption cross section for planar electromagnetic waves incident on rotating (Kerr) BHs via numerical methods. This work extends Ref. [26], which restricted attention to the case of on-axis incidence ($\gamma = 0$), and it complements numerical investigations of the scalar [27, 28], fermionic [20], and gravitational [25] cases for Kerr BHs.

First, let us review the key results in the limiting regimes. At long wavelengths ($M\omega \ll 1$), absorption occurs primarily in the dipole modes of the electromagnetic field ($l = 1$). In the Schwarzschild case ($J = 0$), the electromagnetic absorption cross section is simply $\sigma_{abs} \approx \frac{4}{3}\mathcal{A}_S(M\omega)^2$ [22], where $\mathcal{A}_S = 4\pi(2M)^2$ is the area of the Schwarzschild event horizon. Thus, the black hole does not substantially absorb low-frequency modes of the electromagnetic field, that is, modes whose wavelength is significantly longer than the black hole’s horizon radius. In contrast, long-wavelength scalar fields are substantially absorbed, as $\sigma_{abs}^{s=0} \approx \mathcal{A}$ [29, 30].

A rotating BH can actually amplify, rather than absorb, low-frequency waves [31, 32]. For a long-wavelength circularly-polarized wave incident along the black hole rotation axis,

$$\sigma_{abs} \approx \frac{4}{3}\mathcal{A}\omega(\omega - \Omega_H)M^2, \quad (1)$$

where $\Omega_H = J/2M^2r_+$ is the angular frequency of the event horizon of radius r_+ , and $\mathcal{A} = 8\pi Mr_+$ is the horizon area [10]. The co- and counter-rotating polarizations correspond to the frequencies $+|\omega|$ and $-|\omega|$, respectively. The absorption cross section is negative for modes in the superradiant regime.

Superradiance may be anticipated from the laws of black hole mechanics [33]. The second law states that the area of the black hole is a non-decreasing function of time, if the weak energy condition holds. The first law may be written in the form $d\mathcal{A} = (1 - \Omega_H \frac{dJ}{dM}) 8\pi\kappa^{-1}dM$, where $\kappa > 0$ is

* luizcsleite@ufpa.br

† s.dolan@sheffield.ac.uk

‡ crispino@ufpa.br

the surface gravity of the horizon. Associating dJ/dM with m/ω , the first law implies that $dM \leq 0$ whenever $\omega\tilde{\omega} < 0$, since $d\mathcal{A} \geq 0$ by the second law.

At short wavelengths ($M\omega \gg 1$), the geometrical-optics approximation is valid, and one may employ ray-tracing methods. The cross section σ_{abs} approaches the geodesic capture cross section, σ_{geo} , defined by the area on the initial wavefront whose boundary is defined by the set of null geodesics which are neither scattered nor absorbed by the hole, but which instead orbit indefinitely [28, 34]. The geodesic capture cross section is shown in Fig. 1.

This paper is arranged as follows. In Sec. II we review the Kerr solution in Boyer-Lindquist coordinates and the basic equations for perturbing fields around in the Kerr background. In Sec. III we show an expression for the absorption cross section obtained via the partial-wave method. In Sec. IV we detail the numerical methods used to compute the absorption cross section. We present our numerical results in Sec. V, and we conclude in Sec. VI with some final remarks. In this paper we assume natural units such that $G = c = 1$.

II. KERR SPACETIME AND TEUKOLSKY EQUATIONS

It is well known that in GR, four-dimensional neutral rotating BHs are described by the Kerr solution. Kerr BHs are characterized by two parameters: mass M and angular momentum J , with the latter commonly represented by $a = J/M$, the angular momentum per unit mass.

The Kerr solution in the Boyer-Lindquist coordinates $\{t, r, \theta, \varphi\}$ has the line element

$$ds^2 = -\frac{\Delta}{\Sigma} (dt - a \sin^2 \theta d\varphi)^2 + \frac{\Sigma}{\Delta} dr^2 + \Sigma d\theta^2 + \frac{\sin^2 \theta}{\Sigma} [(r^2 + a^2)d\varphi - a dt]^2, \quad (2)$$

with $\Sigma \equiv r^2 + a^2 \cos^2 \theta$, and $\Delta \equiv r^2 - 2Mr + a^2$. When the condition $a^2 \leq M^2$ is satisfied, the Kerr solution corresponds to a BH spacetime. We will restrict attention to the case $a^2 < M^2$, which corresponds to a rotating BH with two distinct horizons: an internal (Cauchy) horizon located at $r_- = M - \sqrt{M^2 - a^2}$ and an external (event) horizon at $r_+ = M + \sqrt{M^2 - a^2}$.

Using the Newman-Penrose formalism, Teukolsky gathered the description of perturbing fields, in the Kerr BH spacetime, into a single master equation that, in the vacuum, reads [35]

$$\begin{aligned} & \left[\frac{(r^2 + a^2)^2}{\Delta} - a^2 \sin^2 \theta \right] \frac{\partial^2 \Upsilon_s}{\partial t^2} + \frac{4Mar}{\Delta} \frac{\partial^2 \Upsilon_s}{\partial t \partial \varphi} \\ & + \left[\frac{a^2}{\Delta} - \frac{1}{\sin^2 \theta} \right] \frac{\partial^2 \Upsilon_s}{\partial \varphi^2} - \Delta^{-s} \frac{\partial}{\partial r} \left(\Delta^{s+1} \frac{\partial \Upsilon_s}{\partial r} \right) \\ & - \frac{1}{\sin \theta} \frac{\partial}{\partial \theta} \left(\sin \theta \frac{\partial \Upsilon_s}{\partial \theta} \right) + (s^2 \cot^2 \theta - s) \Upsilon_s \\ & - 2s \left[\frac{a(r-M)}{\Delta} + \frac{i \cos \theta}{\sin^2 \theta} \right] \frac{\partial \Upsilon_s}{\partial \varphi} \\ & - 2s \left[\frac{M(r^2 - a^2)}{\Delta} - r - ia \cos \theta \right] \frac{\partial \Upsilon_s}{\partial t} = 0, \quad (3) \end{aligned}$$

where s is the spin-weight of the field, and we have $s = 0, \pm 1/2, \pm 1, \pm 2$, for scalar, neutrino, electromagnetic and gravitational perturbations, respectively.

Our focus here is on electromagnetic waves; hence we choose $s = -1$, noting that $\Upsilon_{-1} \equiv \phi_2 (r - ia \cos \theta)^2$, where $\phi_2 \equiv F_{\mu\nu} \bar{m}^\mu n^\nu$ is a Maxwell scalar, $F_{\mu\nu}$ is the Faraday tensor, and \bar{m}^μ and n^μ are legs of Kinnersley's null tetrad [35].

Following Teukolsky's route [35–38], one separates variables in Eq (3) using the following ansatz

$$\Upsilon_{-1lm\omega}(t, r, \theta, \varphi) = \mathbf{R}_{-1lm\omega}(r) \mathbf{S}_{-1lm\omega}(\theta) e^{-i(\omega t - m\varphi)}, \quad (4)$$

to obtain the following angular and radial equations, respectively,

$$\frac{1}{\sin \theta} \frac{d}{d\theta} \left(\sin \theta \frac{d\mathbf{S}_{-1lm\omega}(\theta)}{d\theta} \right) + \mathbf{A}_{-1lm\omega} \mathbf{S}_{-1lm\omega}(\theta) = 0, \quad (5)$$

$$\Delta \frac{d}{dr} \left(\frac{d\mathbf{R}_{-1lm\omega}(r)}{dr} \right) + \mathbf{V}_{-1lm\omega}(r) \mathbf{R}_{-1lm\omega}(r) = 0, \quad (6)$$

in which

$$\mathbf{V}_{-1lm\omega}(r) \equiv \frac{1}{\Delta} [K^2 + 2i(r-M)K] - \lambda_{-1lm\omega} - 4i\omega r, \quad (7)$$

$$\mathbf{A}_{-1lm\omega}(r) \equiv 2a\omega(m + \cos \theta) - \frac{(m - \cos \theta)^2}{\sin^2 \theta} + \lambda_{-1lm\omega} - 1 - a^2 \omega^2 \sin^2 \theta, \quad (8)$$

where $K \equiv (r^2 + a^2)\omega - am$ [39]. Here $\lambda_{-1lm\omega}$ is the angular separation constant.

We are interested in solutions of Eq. (6) that are purely ingoing at the event horizon and that satisfy the following boundary conditions:

$$\mathbf{R}_{-1lm\omega} \sim \begin{cases} \mathcal{T}_{lm\omega} e^{-i\tilde{\omega}x} \Delta, & r \rightarrow r_+, \\ \mathcal{I}_{lm\omega} \frac{e^{-i\omega x}}{r} + \mathcal{R}_{lm\omega} r e^{i\omega x}, & r \rightarrow +\infty, \end{cases} \quad (9)$$

where $\tilde{\omega} \equiv \omega - am/2Mr_+$. The tortoise coordinate x in Boyer-Lindquist coordinates is defined by $x \equiv \int dr \frac{(r^2 + a^2)}{\Delta}$, from which follows that $x \rightarrow +\infty$ as $r \rightarrow +\infty$; and $x \rightarrow -\infty$ as $r \rightarrow r_+$.

III. ABSORPTION CROSS SECTION

We use the partial-wave method to obtain the absorption cross section. Reference [7] contains the basic steps to obtain the absorption cross section via the partial wave analysis, and here we restrict ourselves to outline the main formulas used in our computations.

The absorption cross section σ_{abs} for an asymptotic electromagnetic plane wave travelling in the direction $\hat{n} = \sin \gamma \hat{x} + \cos \gamma \hat{z}$ is given by

$$\sigma_{abs}(\omega) = \frac{4\pi^2}{\omega^2} \sum_{l=1}^{+\infty} \sum_{m=-l}^{+l} |\mathbf{S}_{-1lm\omega}(\gamma)|^2 \Gamma_{lm\omega}, \quad (10)$$

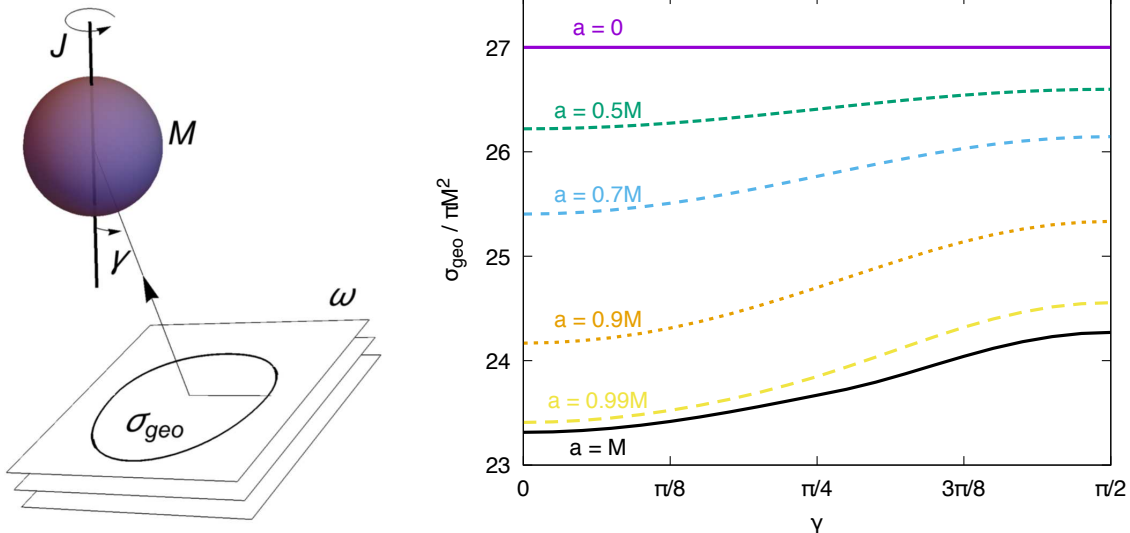


FIG. 1. *Left*: A monochromatic wave of angular frequency ω impinges upon a Kerr black hole of mass M and angular momentum J at an angle of γ relative to the spin axis. *Right*: The geodesic capture cross section σ_{geo} as a function of the angle of incidence γ for various spin rates $a \equiv J/M$.

where $S_{-1lm\omega}$ are the spin-weighted spheroidal harmonics for the electromagnetic case ($s = -1$), and the transmission factors $\Gamma_{lm\omega}$ are given by

$$\Gamma_{lm\omega} = 1 - \frac{B_{lm\omega}^2}{16\omega^4} \left| \frac{\mathcal{R}_{lm\omega}}{\mathcal{I}_{lm\omega}} \right|^2, \quad (11)$$

in which $B_{lm\omega}^2 \equiv \lambda_{-1lm\omega}^2 + 4am\omega - 4a^2\omega^2$, and $\mathcal{I}_{lm\omega}, \mathcal{R}_{lm\omega}$ are the coefficients appearing in the ingoing solutions [see Eq. (9)].

Here ω can be either positive or negative. We divide the incident waves according to the sign of the frequency ω , into two categories: circularly-polarized waves co-rotating ($\omega > 0$) with the BH, and circularly-polarized waves counter-rotating ($\omega < 0$) with the BH. As we will see, co- and counter-rotating incident waves are absorbed in a different way.

IV. NUMERICAL METHOD

As can be seen in Eq. (10), the spin-weighted spheroidal harmonics $S_{-1lm\omega}$, and the transmission factor $\Gamma_{lm\omega}$ are the main ingredients to determine the absorption cross section. In this section, we detail the techniques used to obtain both $S_{-1lm\omega}$ (Subsec. IV A) and $\Gamma_{lm\omega}$ (Subsec. IV B).

A. Spin-weighted spheroidal harmonics

We aim to solve the angular equation (5) in order to obtain the spin-weighted spheroidal harmonics $S_{-1lm\omega}$, as well as the angular separation constant $\lambda_{-1lm\omega}$. The angular separation constant is needed in order to solve the radial equation (6). There are a variety of methods available to solve the angular

equation (see Ref. [40] for a discussion). In this paper, we employ the Cook and Zalutskiy spectral decomposition approach [41, 42], which is detailed in Appendix A.

B. Transmission factors and the Detweiler transformation

The transmission factors $\Gamma_{lm\omega}$ are expressed in Eq. (11) in terms of the complex constants $\mathcal{I}_{lm\omega}$ and $\mathcal{R}_{lm\omega}$ of the radial solutions in the asymptotic regime [Eq. (9)] and the angular eigenvalue $\lambda_{-1lm\omega}$. In principle, the constants $\mathcal{I}_{lm\omega}, \mathcal{R}_{lm\omega}$ can be obtained via numerical integration of the radial equation (6). However, the different power-law fall-offs in Eq. (9) for the incoming (r^{-1}) and outgoing (r^1) parts poses a practical challenge for a numerical matching procedure. One may avoid the intrinsic complications of the ‘peeling’ behaviour by working instead with a short-range equation that can be obtained via one of two different approaches: one due to Detweiler [43] and another due to Sasaki and Nakamura [44–47].

We adopt Detweiler’s approach. For a full derivation of Detweiler’s transformation in the Kerr-Newman background, see Ref. [48]. The radial function $R_{-1lm\omega}$ is transformed to a new radial function $X_{lm\omega}$, which satisfies a short-range equation given by [43, 48]

$$\frac{d^2 X_{lm\omega}}{dx^2} - U_{lm\omega}(r) X_{lm\omega} = 0, \quad (12)$$

[SD: I included the missing factor of X with U and

changed to the tortoise coordinate.] with

$$\begin{aligned}
U_{lm\omega}(r) \equiv & -\left(\omega - \frac{am}{a^2+r^2}\right)^2 + \frac{\lambda_{-1lm\omega}\Delta}{(a^2+r^2)^2} \\
& - \frac{\varpi(r-M)^2\Delta\left[2(\zeta^2+r^2)^2 - \varpi\Delta\right]}{(a^2+r^2)^2\left[(\zeta^2+r^2)^2 + \varpi\Delta\right]^2} \\
& - \frac{\Delta\left[\Delta(2\zeta^2+10r^2) - (\zeta^2+r^2)(\zeta^2-10Mr+11r^2)\right]}{(a^2+r^2)^2\left[(\zeta^2+r^2)^2 + \varpi\Delta\right]} \\
& + \frac{12r\Delta(\zeta^2+r^2)^2[r\Delta - (r-M)(\zeta^2+r^2)]}{(a^2+r^2)^2\left[(\zeta^2+r^2)^2 + \varpi\Delta\right]^2} \\
& - \frac{\Delta(4a^2Mr+r^2\Delta)}{(a^2+r^2)^4}, \tag{13}
\end{aligned}$$

where $\vartheta \equiv 2B_{lm\omega}$ and

$$\varpi \equiv \frac{\vartheta - 2\lambda_{-1lm\omega}}{4\omega^2}, \quad \zeta^2 \equiv a\left(\frac{a\omega - m}{\omega}\right). \tag{14}$$

Similarly to the long-range equation (6), the short-range equation (12) has a set of solutions that are purely ingoing in the event horizon and satisfy the following boundary conditions

$$X_{lm\omega} \sim \begin{cases} \mathcal{T}_{lm\omega}^D e^{-i\tilde{\omega}x}, & r \rightarrow r_+, \\ e^{-i\tilde{\omega}x} + \mathcal{R}_{lm\omega}^D e^{i\tilde{\omega}x}, & r \rightarrow +\infty, \end{cases} \tag{15}$$

where the superscript D refers to Detweiler quantities. As pointed out by Detweiler, the Wronskian of two linearly independent solutions of Eq. (12) is constant, so that one can show that the Detweiler coefficients satisfy the following relation

$$|\mathcal{R}_{lm\omega}^D|^2 = 1 - \frac{\tilde{\omega}}{\omega} |\mathcal{T}_{lm\omega}^D|^2, \tag{16}$$

which represents the conservation of the energy flux of the incident electromagnetic plane wave. From Eq. (16), we note that $|\mathcal{R}_{lm\omega}^D|^2 > 1$, when $\tilde{\omega}\omega < 0$, i.e., the wave is scattered off by the Kerr BH with an amplitude larger than the incident one. This phenomenon, known as superradiance, can lead to negative absorption cross sections in the low-frequency regime.

The Detweiler coefficient $\mathcal{R}_{lm\omega}^D$ is related to the coefficients $\mathcal{R}_{lm\omega}$ and $\mathcal{I}_{lm\omega}$ appearing in Eq. (9) via [49]

$$|\mathcal{R}_{lm\omega}^D|^2 = \frac{B_{lm\omega}^2}{16\omega^4} \left| \frac{\mathcal{R}_{lm\omega}}{\mathcal{I}_{lm\omega}} \right|^2. \tag{17}$$

Thus the transmission factor of Eq. (11) is simply

$$\Gamma_{lm\omega} = 1 - |\mathcal{R}_{lm\omega}^D|^2. \tag{18}$$

An expression relating $\mathcal{T}_{lm\omega}$, $\mathcal{I}_{lm\omega}$, and $\mathcal{T}_{lm\omega}^D$ can be found [49], but for our current purposes the relation in Eq. (17) is sufficient.

To compute the transmission factors (18), we start by integrating Detweiler equation (12) from a point near to the event horizon $r \sim r_+$, using a series expansion of the ingoing boundary condition given in Eq. (15), up to a point in a region far from the BH ($r \gg r_+$), where we compare our numerical solutions with the analytical ones (15), in order to obtain Detweiler coefficients.

V. NUMERICAL RESULTS

In this section we present numerical results for the absorption cross section obtained using the scheme presented in Sec. IV. We consider electromagnetic plane waves with a circular polarization impinging upon a rotating BH at an incident angle γ (see Fig. 1).

A. Transmission factors

Figure 2 shows typical transmission factors, calculated via Eq. (18), for the angular modes $l = 3$ as functions of the frequency $M\omega$. The modes are split by azimuthal number m . The counter-rotating modes ($mM\omega < 0$) exhibit a greater degree of transmission than the co-rotating modes ($mM\omega > 0$) at a given frequency. Results for modes with $M\omega < 0$ can be inferred from the symmetry $\Gamma_{lm\omega} = \Gamma_{l(-m)(-\omega)}$.

B. Absorption cross sections: on-axis incidence

We begin by considering the special case of waves impinging along the black hole rotation axis ($\gamma = 0$). The identity $S_{-1lm\omega}(0) = \delta_{m1}S_{-1l1\omega}(0)$ implies that only partial waves with $m = 1$ will contribute to the absorption cross section. This results in $\sigma_{abs}(M\omega)$ displaying a regular oscillatory pattern due to the contributions from successive partial waves in l .

Figure 3 shows the absorption cross sections for circularly-polarized waves which are co-rotating (left panel, $\omega > 0$) and counter-rotating (right panel, $\omega < 0$) with the BH. Due to the coupling between the wave polarization and the BH rotation, co-rotating and counter-rotating incident waves are not absorbed in the same way.

For the co-rotating polarization (left panel of FIG. 3), we see that superradiance [$\sigma_{abs}(\omega) < 0$] occurs at low frequencies, $\omega < \Omega_H$. On the other hand, when considering counter-rotating polarizations (right panel of FIG. 3) superradiance is absent, and σ_{abs} is strictly positive across the whole frequency range. The absorption cross section tends to zero in all cases as $M\omega \rightarrow 0$, as anticipated from Eq. (1).

In the co-rotating case, superradiance delays the onset of absorption until $\omega \approx \Omega_H$, with $\Omega_H \rightarrow 1/2M$ as $a \rightarrow M$. The left panel of Fig. 3 shows that increasing a/M diminishes the absorption cross section for the co-rotating polarization, essentially monotonically. By contrast, the counter-rotating polarization [right panel of Fig. 3, $\sigma_{abs}(\omega < 0)$] displays a switch in behaviour as $M\omega$ increases: for $M\omega \lesssim 0.3$, the cross section is largest for rapidly-spinning BHs, whereas at high frequencies, the cross section is largest for non-spinning (Schwarzschild) BHs.

In the short-wavelength limit $M\omega \rightarrow 0$, the absorption cross section σ_{abs} tends towards the geodesic capture cross section σ_{geo} (see Fig. 1). However, the approach to this limit depends on the helicity of the incident wave. In Ref. [26] it was shown that there is a secular term in $(\sigma_{abs} - \sigma_{geo})$ that scales with $-as(M\omega)^{-1}$ in the short-wavelength regime.

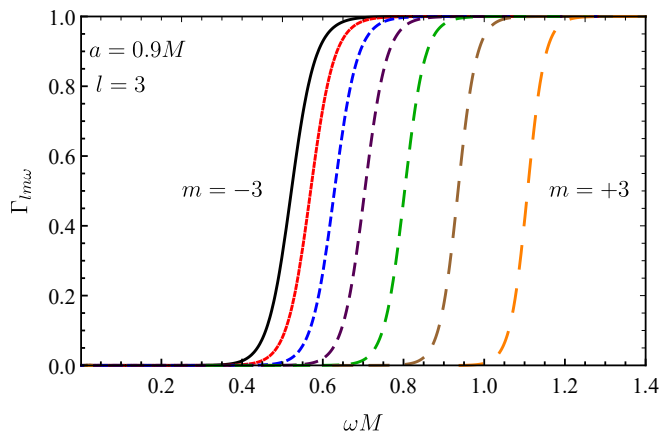


FIG. 2. Transmission factors for different angular modes. The plot shows the transmission factors for the angular modes $l = 3$ and $-l \leq m \leq +l$ as functions of ωM , considering a Kerr BH with $a = 0.9M$.

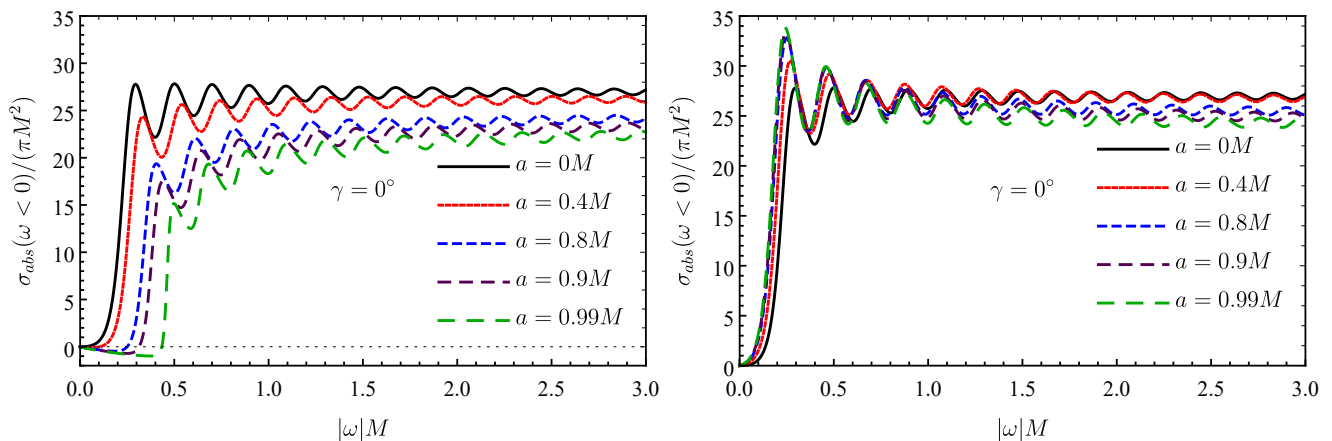


FIG. 3. Absorption cross sections σ_{abs} as a function of $M\omega$ for circularly-polarized electromagnetic waves incident parallel to the black hole rotation axis, showing the co-rotating (left) and counter-rotating (right) helicities. The five series correspond to rotation parameters $a = 0$ (Schwarzschild BH), $0.4M$, $0.8M$, $0.9M$, and $0.99M$.

This term has the opposite sign to ω , as more of the counter-rotating polarization is absorbed than the co-rotating polarization. This is an example of a spin-helicity effect [26], associated with a coupling between wave helicity and the frame-dragging of spacetime.

Figure 4 shows the electromagnetic absorption cross sections at low frequencies, in the on-axis case. The plot confirms that the long-wavelength approximation of Eq. (1) successfully describes the leading-order scaling at low frequencies, $\sigma_{abs} \sim -\frac{4}{3}A\Omega_H\omega M^2$. Eq. (1) also correctly anticipates the change of sign in σ_{abs} at the superradiant frequency $\omega = \Omega_H$. However, in the intermediate regime $0 < \omega < \Omega_H$, Fig. 4 shows that Eq. (1) somewhat underestimates the magnitude of superradiant emission.

C. Absorption cross sections: off-axis incidence

Now we turn to the general case in which the incident wave's propagation direction is not aligned with the BH spin axis. In this section we will consider the following choices of the rotation parameter: $a/M = 0.4, 0.8, 0.9$, and 0.99 . The cross section becomes more irregular as the angle of incidence increases, due to competition between transmission factors of the same l but differing m . Whereas in the Schwarzschild case m -modes with the same l are degenerate, in the Kerr case the m -modes are split by rotation (see Fig. 2). For $\gamma \neq 0^\circ$, all the m modes (not just $m = 1$, as in the $\gamma = 0$ case) contribute to the mode sum in Eq. (10).

Figure 5 shows the off-axis cross sections for the co-rotating polarization (left) and counter-rotating polarization (right). In general, σ_{abs}/M^2 is smaller for the former than for the latter; and it decreases in both cases as a/M increases. For small γ (i.e. $\gamma = 10^\circ$), the cross section profile resembles the on-axis case. However, as the incidence angle increases from

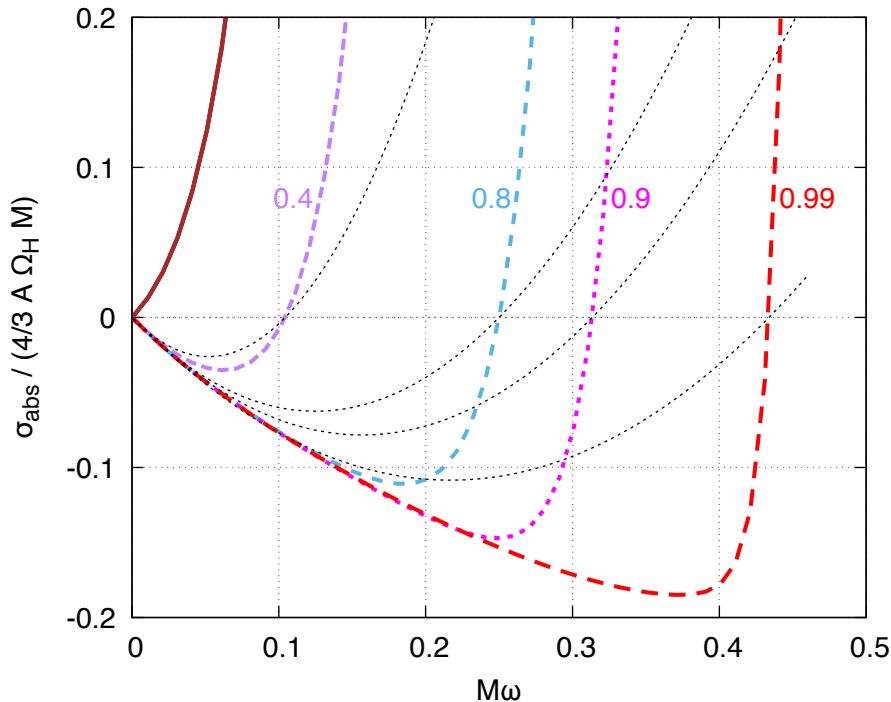


FIG. 4. Electromagnetic absorption at low frequencies. The plot shows the absorption cross section σ_{abs} divided by $\frac{4}{3}\mathcal{A}\Omega_H M$, where \mathcal{A} and Ω_H are the area and angular frequency of the event horizon, respectively [cf. Eq. (1)]. The thick dashed lines are for the co-rotating polarization, for BH spin ratios of $a = 0.4M$, $a = 0.8M$, $a = 0.9M$ and $a = 0.99M$. The thick solid lines, which overlie each other, are for the counter-rotating polarization for the same values of a . The thin dotted lines show the approximations $-\omega(1 - \omega/\Omega_H)$.

$\gamma = 0^\circ$ to $\gamma = 90^\circ$, the absorption cross section becomes less regular. Contributions from a multitude of partial waves overlap, and thus the oscillations are less distinct. This irregular behavior presented by the absorption cross sections for off-axis incidences, is a consequence of the coupling between the BH rotation and the wave azimuthal number m [27, 28]. A similar behaviour was found in the scalar-field case (see Fig. 3 in Ref. [28]).

D. Superradiance

We now examine superradiance in the off-axis case. Superradiance ($\Gamma < 0$) occurs in all multipole modes satisfying the condition $\tilde{\omega}\omega < 0$, which is only satisfied for co-rotating incident waves. For on-axis ($\gamma = 0$) co-rotating ($\omega > 0$) planar waves, net superradiance occurs whenever $a \neq 0$ (left panel in FIG. 3). For off-axis waves the situation is more delicate.

By far the largest superradiant contribution comes from the co-rotating dipole mode $l = 1$, $m = 1$ mode, and superradiance is exponentially suppressed in the higher multipoles. Figure 6 shows the partial absorption cross section for the $l = m = 1$ mode, for the cases $\gamma = 0^\circ$, 10° , 45° , 80° , and 90° , for $a = 0.99M$. As previously emphasized, superradiance is larger for a wave impinging for a direction parallel to the rotation axis, than for a wave from a direction in the equatorial plane.

For off-axis incidences, superradiance weakens as one de-

viates the incidence angle away from the BH rotation axis. At the equatorial plane ($\gamma = 90^\circ$, bottom right panel of FIG. 5) the total absorption cross section is non-negative even at low frequencies ω . This is a consequence of the fact that the off-axis cross section is a sum of all the multipoles (l, m), so that we need to take into account the contributions of both superradiant ($m \geq 1$) and non-superradiant ($m < 1$) modes. As γ approaches $\pi/2$, the competition between superradiant and non-superradiant modes is won by the latter, so that, close/along the equatorial plane, the emission in the superradiant mode is less than the absorption in the non-superradiant modes, leading to an overall net absorption [50].

E. Linearly-polarized waves

We now turn our attention to the absorption of linearly-polarized incident waves, which are constructed from a linear combination of two circularly-polarized waves. The cross section in the linearly-polarized case is simply the average of the cross section for $+\omega$ and $-\omega$.

Figure 7 shows the absorption cross sections for linearly-polarized incident waves, considering different values for the incidence angle ($\gamma = 0^\circ$, 10° , 45° , and 80°) and for the BH rotation parameter ($a/M = 0.4, 0.8, 0.9$, and 0.99). In general, the dimensionless quantity σ_{abs}/M^2 decreases as the BH spin a/M increases. Moreover, the absorption cross sections exhibit a regular oscillatory behavior (with $M\omega$) for on-axis

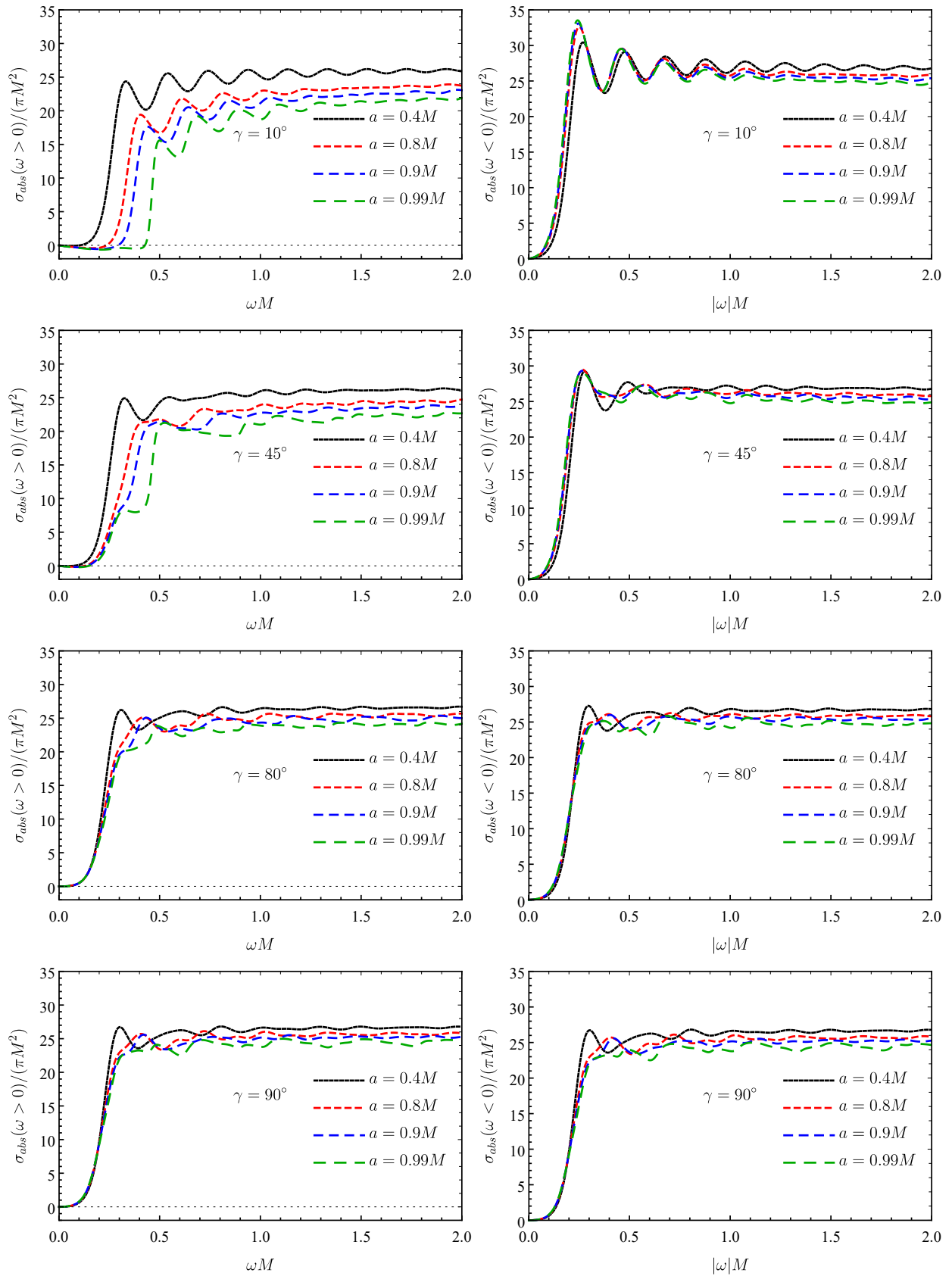


FIG. 5. Absorption cross sections for co-rotating (left) and counter-rotating (right) circular polarizations, for angles of incidence $\gamma = 10^\circ$, 45° , 80° and 90° . The cross section becomes more irregular as the angle of incidence increases. In the case of equatorial incidence ($\gamma = 90^\circ$) there is no difference between the cross sections of the two circular polarizations (co- and counter-rotating).

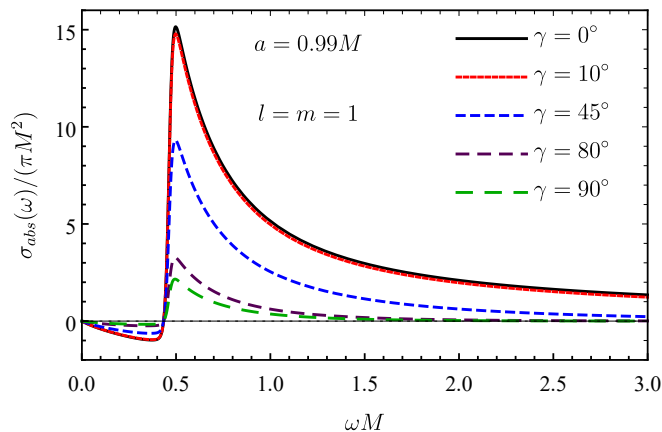


FIG. 6. Partial absorption cross sections ($l = m = 1$) for different incidence angles ($\gamma = 0^\circ, 10^\circ, 45^\circ, 80^\circ$, and 90°) and $a = 0.99M$. Superradiance is larger for on-axis incidence.

incidence, but a far less regular structure as the incidence angle increases. For the case of equatorial incidence ($\gamma = 90^\circ$), the linearly-polarized cross section is exactly equal to the circularly-polarized cross sections, as the spin of the black hole does not distinguish between right- and left-handed polarizations.

Figure 8 compares the results for linearly- and circularly-polarized incident waves. We choose two values for the incidence angle, namely, $\gamma = 0^\circ$, and 45° ; and we consider a rapidly-rotating BH, with $a = 0.99M$. Linearly-polarized waves are less absorbed than circularly the counter-rotating waves and more absorbed than co-rotating ones. The cross section σ_{abs} remains positive in the linear case, and there is no net superradiance.

VI. FINAL REMARKS

We have computed the electromagnetic absorption cross section of Kerr BHs using numerical techniques. We have considered polarized electromagnetic plane waves impinging at different incidence angles upon Kerr BHs, showing that the absorption spectrum presents a rich structure which is directly related to the wave (polarization, incidence angle, frequency, and angular momentum) and BH (rotation) characteristics.

We have computed the spin-weighted spheroidal harmonics and the angular separation constant using the spectral method proposed in Ref. [41]. The transmission factors have been obtained with the aid of Detweiler's formalism, as detailed in Sec. IV A. We have tested the eigenvalues $\Lambda_{-1lm\omega}$ against the low- $a\omega$ formula given in Ref. [40], obtaining great agreement. Moreover, we have checked our numerical values for the Detweiler coefficients $\mathcal{R}_{lm\omega}^D$ against the ones shown in Ref. [48], obtaining concordance.

For on-axis incident waves, we have seen that the cross sections present a regular oscillatory behavior similar to the ones presented for static BHs [22, 23]. For off-axis incidences, we have shown that the absorption cross sections present a less regular pattern than that presented in the on-axis case (see

Sec. V C). The irregular behavior is a consequence of the coupling between the BH angular momentum and the wave angular momentum. Many of the features presented by the electromagnetic absorption cross section are shared with the gravitational absorption cross section [25].

For Kerr BHs, counter-rotating polarizations are more absorbed than co-rotating polarizations, due to the coupling between the wave helicity and the BH spin. This implies that a net polarization will be generated in the scattered flux, even if the incident wave is unpolarized.

At low frequencies $\omega < \Omega_H$, the electromagnetic absorption cross section for circularly-polarized planar waves can become negative, due to superradiance. For this to occur, the wave helicity and the black hole must share the same handedness. This implies that, in principle, an incoming wave can lead to stimulated emission by the black hole. One interesting possibility, investigated in Ref. [32], is that net superradiance could be excited by a pulsar orbiting a rotating black hole.

ACKNOWLEDGMENTS

The authors would like to thank Conselho Nacional de Desenvolvimento Científico e Tecnológico (CNPq) and Coordenação de Aperfeiçoamento de Pessoal de Nível Superior (CAPES), from Brazil, for partial financial support. This research has also received funding from the European Union's Horizon 2020 research and innovation programme under the H2020-MSCA-RISE-2017 Grant No. FunFiCO-777740. S.D. acknowledges additional financial support from the Science and Technology Facilities Council (STFC) under Grant No. ST/L000520/1.

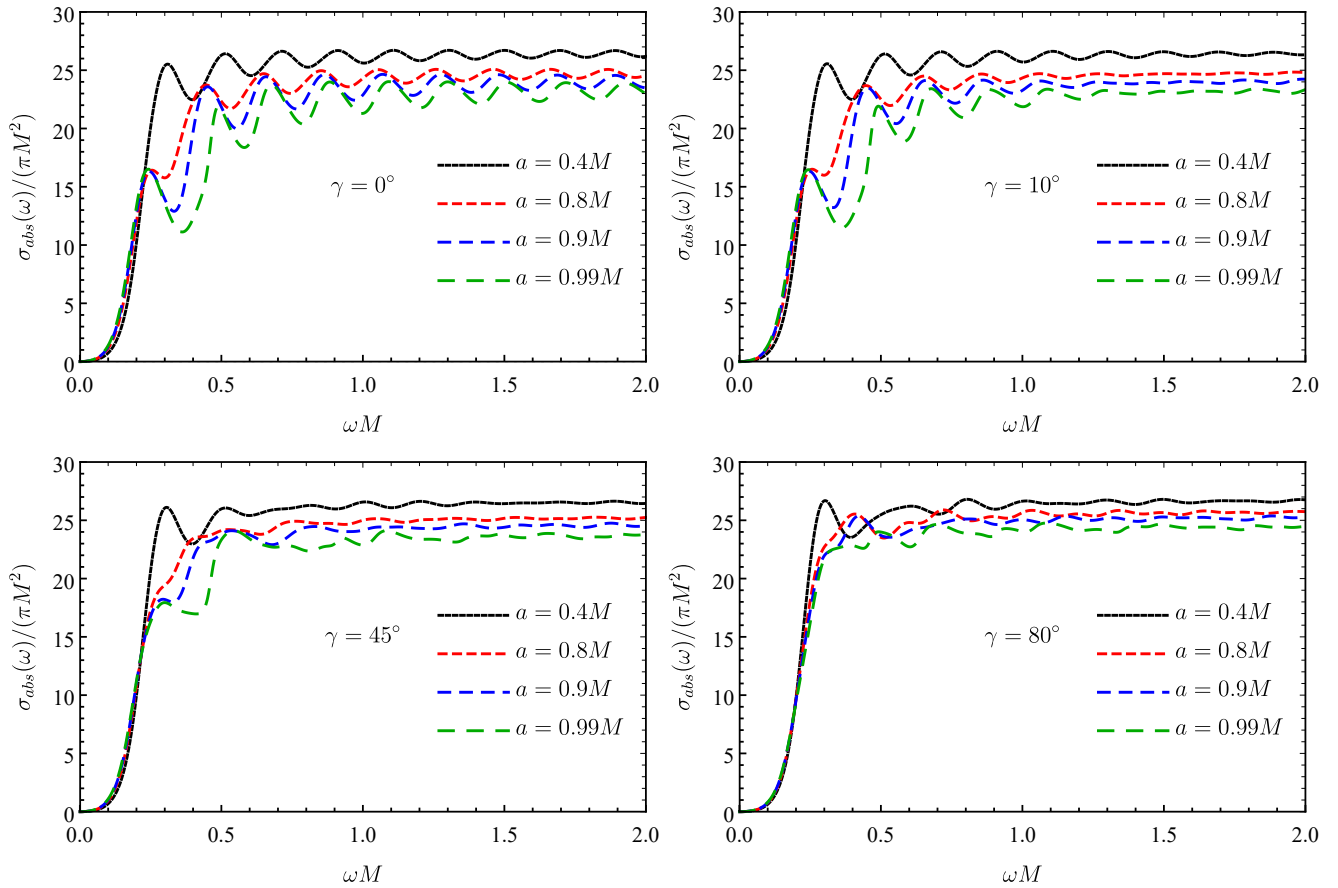


FIG. 7. Absorption cross sections for linearly-polarized electromagnetic waves. Absorption is larger the smaller is the value of the BH rotation parameter. As well as in the case of circularly-polarized waves, the absorption cross sections present a less regular behavior for off-axis incidences.

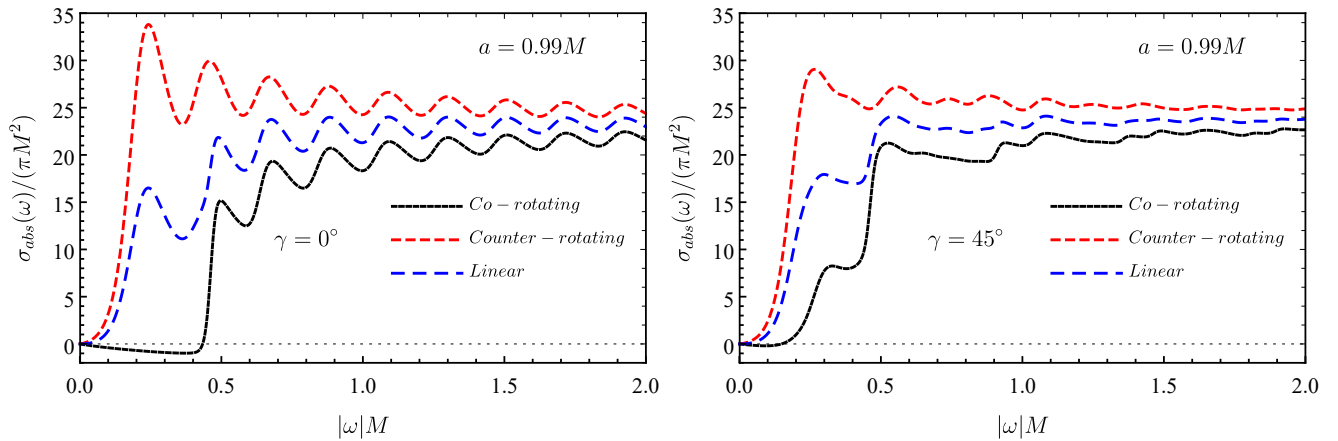


FIG. 8. Comparison of the results for linearly, co-rotating, and counter-rotating polarized incident electromagnetic waves.

Appendix A: Spin-weighted spheroidal harmonics: spectral decomposition

The differential equation obeyed by the spin-weighted spheroidal function $\mathbf{S}_{slm\omega}$ can be rewritten as

$$\begin{aligned} & \left[(1-u^2) (\mathbf{S}_{slm\omega}(u))_{,u} \right]_{,u} + \Lambda_{slm\omega} \mathbf{S}_{slm\omega} \\ & + \left[(cu)^2 - 2\mathfrak{s}cu + \mathfrak{s} - \frac{(m+\mathfrak{s}u)^2}{1-u^2} \right] \mathbf{S}_{slm\omega}(u) = 0, \end{aligned} \quad (\text{A1})$$

where $\Lambda_{slm\omega} \equiv \lambda_{slm\omega} - a^2\omega^2 + 2am\omega$, $u \equiv \cos\theta$, and $c \equiv a\omega$.

In the spectral decomposition approach, the spin-weighted spheroidal harmonics are expanded in terms of the spin-

weighted spherical harmonics in the following way [41]:

$$\mathbf{S}_{slm\omega}(u) = \sum_{j=l_{min}} b_{jm\omega}^{(l)} Y_{sjm}(u), \quad (\text{A2})$$

where $l_{min} \equiv \max(|m|, |\mathfrak{s}|)$, $b_{jm\omega}^{(l)}$ are the expansion coefficients, and Y_{sjm} represent the spin-weighted spherical harmonics. The coefficients $b_{jm\omega}^{(l)}$ can be calculated via a recursive formula that is obtained as follows.

Inserting Eq. (A2) into Eq. (A1),

$$\sum_{j=l_{min}} b_{jm\omega}^{(l)} \left\{ [(1-u^2) Y_{slm,u}]_{,u} + \Lambda_{slm\omega} Y_{sjm} + \left[(cu)^2 - 2\mathfrak{s}cu + \mathfrak{s} - \frac{(m+\mathfrak{s}u)^2}{1-u^2} \right] Y_{sjm} \right\} = 0, \quad (\text{A3})$$

and using the fact that $\Lambda_{slm0} = l(l+1) - \mathfrak{s}(\mathfrak{s}+1)$, we arrive at

$$\sum_{j=l_{min}} b_{jm\omega}^{(l)} \left[-(cu)^2 + 2\mathfrak{s}cu - \Lambda_{slm\omega} + j(j+1) - \mathfrak{s}(\mathfrak{s}+1) \right] Y_{sjm} = 0. \quad (\text{A4})$$

Since the angular dependence is carried by Y_{sjm} [see Eq. (A2)], we need to eliminate the x dependence in Eq. (A4). To do so, we use the following recurrence relation for the spin-weighted spherical harmonics [51]

$$uY_{sjm} = \mathcal{Y}_{sjm} Y_{s(j+1)m} + \mathcal{Z}_{sjm} Y_{s(j-1)m} + \mathcal{Q}_{sjm} Y_{sjm}, \quad (\text{A5})$$

where we can identify

$$\mathcal{Y}_{sjm} = \sqrt{\frac{(j+1)^2 - m^2}{(2j+1)(2j+3)}} \sqrt{\frac{(j+1)^2 - \mathfrak{s}^2}{(j+1)^2}}, \quad (\text{A6})$$

$$\mathcal{Z}_{sjm} = \begin{cases} \sqrt{\frac{j^2 - \mathfrak{s}^2}{j^2}} \sqrt{\frac{j^2 - m^2}{4j^2 - 1}}, & \text{for } j \neq 0, \\ 0, & \text{for } j = 0, \end{cases} \quad (\text{A7})$$

$$\mathcal{Q}_{sjm} = \begin{cases} -\frac{m\mathfrak{s}}{j(j+1)}, & \text{for } j \neq 0 \text{ and } \mathfrak{s} \neq 0, \\ 0, & \text{for } j = 0 \text{ or } \mathfrak{s} = 0. \end{cases} \quad (\text{A8})$$

From Eq. (A5), we can also obtain

$$u^2 Y_{sjm} = \mathcal{Y}_{sjm} (\mathcal{Q}_{s(j+1)m} + \mathcal{Q}_{sjm}) Y_{s(j+1)m} + \mathcal{Z}_{sjm} (\mathcal{Q}_{s(j-1)m} + \mathcal{Q}_{sjm}) Y_{s(j-1)m} + (\mathcal{Y}_{sjm} \mathcal{Y}_{s(j+1)m}) Y_{s(j+2)m} + (\mathcal{Z}_{sjm} \mathcal{Z}_{s(j-1)m}) Y_{s(j-2)m} + (\mathcal{Y}_{sjm} \mathcal{Z}_{s(j+1)m} + \mathcal{Z}_{sjm} \mathcal{Y}_{s(j-1)m} + \mathcal{Q}_{sjm}^2) Y_{sjm} \quad (\text{A9})$$

Using Eqs. (A5) and (A9) together with Eq. (A4), we are

left with

$$\sum_{j=l_{min}} b_{jm\omega}^{(l)} \{ [2\mathfrak{c}\mathfrak{s}\mathcal{Q}_{sjm} - \Lambda_{slm\omega} + j(j+1) - \mathfrak{s}(\mathfrak{s}+1) - \mathfrak{c}^2 (\mathcal{Y}_{sjm} \mathcal{Z}_{s(j+1)m} + \mathcal{Z}_{sjm} \mathcal{Y}_{s(j-1)m} + \mathcal{Q}_{sjm}^2)] Y_{sjm} + [2\mathfrak{s}\mathfrak{c}\mathcal{Y}_{sjm} - \mathfrak{c}^2 \mathcal{Y}_{sjm} (\mathcal{Q}_{s(j+1)m} + \mathcal{Q}_{sjm})] Y_{s(j+1)m} + [2\mathfrak{s}\mathfrak{c}\mathcal{Z}_{sjm} - \mathfrak{c}^2 \mathcal{Z}_{sjm} (\mathcal{Q}_{s(j-1)m} + \mathcal{Q}_{sjm})] Y_{s(j-1)m} - \mathfrak{c}^2 (\mathcal{Y}_{sjm} \mathcal{Y}_{s(j+1)m}) Y_{s(j+2)m} - \mathfrak{c}^2 \mathcal{Z}_{sjm} \mathcal{Z}_{s(j-1)m} Y_{s(j-2)m} \} = 0. \quad (\text{A10})$$

After some algebraic manipulations and noting that $\mathcal{Y}_{s(l_{min}-1)m} = Y_{s(l_{min}-1)m} = Y_{s(l_{min}-2)m} = 0$, we can obtain a five-term recurrence relation for $b_{jm\omega}^{(l)}$:

$$b_{jm\omega}^{(l)} [2\mathfrak{c}\mathfrak{s}\mathcal{Q}_{sjm} + j(j+1) - \mathfrak{s}(\mathfrak{s}+1) - \mathfrak{c}^2 (\mathcal{Y}_{sjm} \mathcal{Z}_{s(j+1)m} + \mathcal{Z}_{sjm} \mathcal{Y}_{s(j-1)m} + \mathcal{Q}_{sjm}^2)] + b_{(j-1)m\omega}^{(l)} [2\mathfrak{s}\mathfrak{c}\mathcal{Y}_{s(j-1)m} - \mathfrak{c}^2 \mathcal{Y}_{s(j-1)m} (\mathcal{Q}_{sjm} + \mathcal{Q}_{s(j-1)m})] + b_{(j+1)m\omega}^{(l)} [2\mathfrak{s}\mathfrak{c}\mathcal{Z}_{s(j+1)m} - \mathfrak{c}^2 \mathcal{Z}_{s(j+1)m} (\mathcal{Q}_{sjm} + \mathcal{Q}_{s(j+1)m})] - \mathfrak{c}^2 b_{(j-2)m\omega}^{(l)} (\mathcal{Y}_{s(j-2)m} \mathcal{Y}_{s(j-1)m}) - \mathfrak{c}^2 b_{(j+2)m\omega}^{(l)} (\mathcal{Z}_{s(j+2)m} \mathcal{Z}_{s(j+1)m}) = \Lambda_{slm\omega} b_{jm\omega}^{(l)}. \quad (\text{A11})$$

We can rewrite Eq. (A11) as an eigenvalue equation, namely

$$X \cdot \mathbf{b}_{jm\omega} = \Lambda_{slm\omega} \mathbf{b}_{jm\omega}, \quad (\text{A12})$$

where the coefficients $b_{jm\omega}^{(l)}$ are the elements of the eigenvectors matrix $\mathbf{b}_{jm\omega}$, and $\Lambda_{slm\omega}$ are the elements of the eigenvalue matrix. The non-zero elements of the matrix X are given by

$$X_{k(k-2)} = -\mathfrak{c}^2 \mathcal{Y}_{s(k-2)m} \mathcal{Y}_{s(k-1)m} \\ X_{k(k-1)} = 2\mathfrak{s}\mathfrak{c}\mathcal{Y}_{s(k-1)m} - \mathfrak{c}^2 \mathcal{Y}_{s(k-1)m} (\mathcal{Q}_{skm} + \mathcal{Q}_{s(k-1)m}) \\ X_{kk} = [2\mathfrak{c}\mathfrak{s}\mathcal{Q}_{skm} + k(k+1) - \mathfrak{s}(\mathfrak{s}+1) - \mathfrak{c}^2 (\mathcal{Y}_{skm} \mathcal{Z}_{s(k+1)m} + \mathcal{Z}_{skm} \mathcal{Y}_{s(k-1)m} + \mathcal{Q}_{skm}^2)] \\ X_{k(k+1)} = 2\mathfrak{s}\mathfrak{c}\mathcal{Z}_{s(k+1)m} - \mathfrak{c}^2 \mathcal{Z}_{s(k+1)m} (\mathcal{Q}_{skm} + \mathcal{Q}_{s(k+1)m}) \\ X_{k(k+2)} = -\mathfrak{c}^2 \mathcal{Z}_{s(k+2)m} \mathcal{Z}_{s(k+1)m}. \quad (\text{A13})$$

Therefore, if one solves Eq. (A12), both the angular separation constant $\Lambda_{slm\omega}$ and the expansion coefficients $b_{jm\omega}^{(l)}$ are determined.

Once that coefficients $b_{jm\omega}^{(l)}$ are known, we can compute the spin-weighted spheroidal harmonics, via Eq. (A2), noting that the spin-weighted spherical harmonics can be obtained

through [52]

$$\begin{aligned}
 Y_{sjm}(\chi) &= \left[\frac{(2j+1)}{4\pi} \frac{(j+m)!(j-m)!}{(j-s)!(j+s)!} \right]^{1/2} \left[\sin\left(\frac{\chi}{2}\right) \right]^{2j} \\
 &\times \sum_{p=p_{min}}^{p_{max}} (-1)^{j-s-p} \frac{(j+s)!}{p!(j+s-p)!} \\
 &\times \frac{(j+s)!}{(p-m+s)!(j-p+m)!} \left[\cot\left(\frac{\chi}{2}\right) \right]^{2p-m+s}, \quad (\text{A14})
 \end{aligned}$$

where $p_{min} = \max(0, m-s)$ and $p_{max} = \min(j-s, j+m)$. An alternative way to compute the spin-weighted spherical harmonics can be found in Refs. [25, 42].

-
- [1] B. P. Abbott, R. Abbott, T. Abbott, M. Abernathy, F. Acernese, K. Ackley, C. Adams, T. Adams, P. Addesso, R. Adhikari, *et al.*, Physical Review Letters **116**, 061102 (2016).
- [2] B. Abbott, R. Abbott, T. Abbott, M. Abernathy, F. Acernese, K. Ackley, C. Adams, T. Adams, P. Addesso, R. Adhikari, *et al.*, Physical Review Letters **116**, 241103 (2016).
- [3] L. Scientific, B. Abbott, R. Abbott, T. Abbott, F. Acernese, K. Ackley, C. Adams, T. Adams, P. Addesso, R. Adhikari, *et al.*, Physical Review Letters **118**, 221101 (2017).
- [4] B. Abbott, R. Abbott, T. Abbott, F. Acernese, K. Ackley, C. Adams, T. Adams, P. Addesso, R. Adhikari, V. Adya, *et al.*, The Astrophysical Journal Letters **851**, L35 (2017).
- [5] B. P. Abbott, R. Abbott, T. Abbott, F. Acernese, K. Ackley, C. Adams, T. Adams, P. Addesso, R. Adhikari, V. Adya, *et al.*, Physical Review Letters **119**, 141101 (2017).
- [6] B. P. Abbott, R. Abbott, T. Abbott, F. Acernese, K. Ackley, C. Adams, T. Adams, P. Addesso, R. Adhikari, V. Adya, *et al.*, Physical Review Letters **119**, 161101 (2017).
- [7] J. A. H. Futterman, F. A. Handler, and R. A. Matzner, *Scattering from black holes* (Cambridge University Press, 1988).
- [8] N. G. Sanchez, Phys. Rev.D **18**, 1030 (1978).
- [9] N. G. Sanchez, Phys. Rev. **D18**, 1798 (1978).
- [10] D. N. Page, Phys. Rev. **D13**, 198 (1976).
- [11] D. N. Page, Phys. Rev. **D16**, 2402 (1977).
- [12] E. Jung and D. Park, Nuclear Physics B **717**, 272 (2005).
- [13] L. C. B. Crispino, S. R. Dolan, and E. S. Oliveira, Phys. Rev. **D 79**, 064022 (2009), arXiv:0904.0999 [gr-qc].
- [14] C. L. Benone, E. S. de Oliveira, S. R. Dolan, and L. C. Crispino, Physical Review D **89**, 104053 (2014).
- [15] C. F. B. Macedo and L. C. B. Crispino, Phys. Rev. **D 90**, 064001 (2014).
- [16] C. F. B. Macedo, E. S. de Oliveira, and L. C. B. Crispino, Phys. Rev. **D 92**, 024012 (2015).
- [17] C. L. Benone and L. C. Crispino, Physical Review D **93**, 024028 (2016).
- [18] W. G. Unruh, Phys. Rev. **D14**, 3251 (1976).
- [19] C. Doran, A. Lasenby, S. Dolan, and I. Hinder, Phys. Rev. **D 71**, 124020 (2005), arXiv:gr-qc/0503019 [gr-qc].
- [20] S. R. Dolan, *Scattering, absorption and emission by black holes*, Ph.D. thesis, University of Cambridge (2007).
- [21] I. I. Cotăescu, C. Crucean, and C. A. Sporea, The European Physical Journal C **76**, 1 (2016).
- [22] L. C. B. Crispino, E. S. Oliveira, A. Higuchi, and G. E. A. Matsas, Phys.Rev. **D75**, 104012 (2007).
- [23] L. C. B. Crispino and E. S. Oliveira, Phys. Rev. **D 78**, 024011 (2008).
- [24] L. C. B. Crispino, S. R. Dolan, and E. S. Oliveira, Phys. Rev. Lett. **102**, 231103 (2009), arXiv:0905.3339 [gr-qc].
- [25] S. R. Dolan, Classical Quantum Gravity **25**, 235002 (2008), arXiv:0801.3805 [gr-qc].
- [26] L. C. S. Leite, S. R. Dolan, and L. C. B. Crispino, Phys. Lett. **B774**, 130 (2017), arXiv:1707.01144 [gr-qc].
- [27] K. Glampedakis and N. Andersson, Classical and Quantum Gravity **18**, 1939 (2001).
- [28] C. F. B. Macedo, L. C. S. Leite, E. S. Oliveira, S. R. Dolan, and L. C. B. Crispino, Phys. Rev. **D 88**, 064033 (2013).
- [29] S. R. Das, G. W. Gibbons, and S. D. Mathur, Phys. Rev. Lett. **78**, 417 (1997), arXiv:hep-th/9609052 [hep-th].
- [30] A. Higuchi, Class. Quant. Grav. **18**, L139 (2001), [Addendum: Class. Quant. Grav.19,599(2002)], arXiv:hep-th/0108144 [hep-th].
- [31] A. Starobinskil and S. Churilov, Zh. Eksp. Teor. Fiz **65**, 3 (1973).
- [32] J. G. Rosa, Phys. Rev. **D95**, 064017 (2017), arXiv:1612.01826 [gr-qc].
- [33] J. M. Bardeen, B. Carter, and S. W. Hawking, Commun. Math. Phys. **31**, 161 (1973).
- [34] S. Chandrasekhar, *The mathematical theory of black holes*, Vol. 69 (Oxford University Press, 1998).
- [35] S. A. Teukolsky, Physical Review Letters **29**, 1114 (1972).
- [36] S. A. Teukolsky, The Astrophysical Journal **185**, 635 (1973).
- [37] W. H. Press and S. A. Teukolsky, The Astrophysical Journal **185**, 649 (1973).
- [38] S. A. Teukolsky and W. Press, The Astrophysical Journal **193**, 443 (1974).
- [39] Eq. (8) of Ref. [26] contains misprints. The correct expressions of $U_{slm\omega}$ and $V_{slm\omega}$ are $U_{slm\omega} \equiv 2a\omega(m-s\cos\theta) - \frac{(m+s\cos\theta)^2}{\sin^2\theta} + \lambda_{slm\omega} + s - a^2\omega^2\sin^2\theta$ and $V_{slm\omega} \equiv \frac{1}{\Delta} [K^2 - 2is(r-M)K] - \lambda_{slm\omega} + 4is\omega r$, respectively. The misprints do not affect any other expression or result in Ref. [26].
- [40] E. Berti, V. Cardoso, and M. Casals, Physical Review D **73**, 024013 (2006).
- [41] G. B. Cook and M. Zalutskiy, Physical Review D **90**, 124021 (2014).
- [42] S. A. Hughes, Physical Review D **61**, 084004 (2000).
- [43] S. Detweiler, in *Proceedings of the Royal Society of London A: Mathematical, Physical and Engineering Sciences*, Vol. 349 (The Royal Society, 1976) pp. 217–230.
- [44] M. Sasaki and T. Nakamura, Progress of Theoretical Physics **67**, 1788 (1982).
- [45] M. Sasaki and H. Tagoshi, Living Reviews in Relativity **6**, 6 (2003).
- [46] S. A. Hughes, Physical Review D **62**, 044029 (2000).
- [47] S. A. Hughes, Phys. Rev. **D 67**, 089902 (2003).
- [48] M. C. i Casanellas, *Electromagnetic quantum field theory on Kerr-Newman black holes*, Ph.D. thesis, University College Dublin (2004).
- [49] M. Casals and A. C. Ottewill, Physical Review D **71**, 124016 (2005).
- [50] J. G. Rosa, Physics Letters B **749**, 226 (2015).
- [51] M. A. Blanco, M. Flórez, and M. Bermejo, Journal of Molecular Structure: THEOCHEM **419**, 19 (1997).
- [52] T. Dray, Journal of mathematical physics **27**, 781 (1986).