



Deposited via The University of Sheffield.

White Rose Research Online URL for this paper:

<https://eprints.whiterose.ac.uk/id/eprint/130409/>

Version: Submitted Version

---

**Article:**

Migenda, J. (Submitted: 2018) Supernova Burst Observations with DUNE. arXiv.  
(Submitted)

---

**Reuse**

Items deposited in White Rose Research Online are protected by copyright, with all rights reserved unless indicated otherwise. They may be downloaded and/or printed for private study, or other acts as permitted by national copyright laws. The publisher or other rights holders may allow further reproduction and re-use of the full text version. This is indicated by the licence information on the White Rose Research Online record for the item.

**Takedown**

If you consider content in White Rose Research Online to be in breach of UK law, please notify us by emailing [eprints@whiterose.ac.uk](mailto:eprints@whiterose.ac.uk) including the URL of the record and the reason for the withdrawal request.

# Supernova Burst Observations with DUNE

JOST MIGENDA FOR THE DUNE COLLABORATION

*University of Sheffield, Department of Physics & Astronomy, Sheffield S3 7RH, UK*

The Deep Underground Neutrino Experiment (DUNE) is a 40-kton underground liquid argon time-projection-chamber detector that will have unique sensitivity to the electron flavor component of a core-collapse supernova neutrino burst. We present expected capabilities of DUNE for measurements of neutrinos in the few-tens-of-MeV range relevant for supernova detection and the corresponding sensitivities to neutrino physics and supernova astrophysics. Recent progress and some outstanding issues will be highlighted.

PRESENTED AT

NuPhys2017, Prospects in Neutrino Physics  
Barbican Centre, London, UK, December 20–22, 2017

# 1 Introduction

The Deep Underground Neutrino Experiment (DUNE, [1]) is a next-generation liquid argon time-projection-chamber (LAr TPC) detector, whose broad physics programme covers many areas of particle and astroparticle physics. It will improve upon limits from previous nucleon decay searches in various channels and act as a far detector for a neutrino beam coming from Fermilab at a distance of 1300 km, enabling precision measurements of neutrino oscillation parameters and searches for CP violation in the neutrino sector. DUNE will also study neutrinos from natural sources such as atmospheric neutrinos and supernova neutrinos.

In section 2, we give an overview over the experiment. Section 3 will discuss the expected neutrino signal from a supernova burst while section 4 focusses on the time structure of that signal.

## 2 The Deep Underground Neutrino Experiment (DUNE)

LAr TPCs are a recent neutrino detection technology which offers precision 3D imaging with mm-scale resolution, excellent energy measurement through active calorimetry and accurate particle ID via energy loss ( $dE/dx$ ) and event topology. DUNE aims to scale this technology up to the 10 kton scale which would allow using it as the far detector in a long-baseline experiment and give much higher statistics for other areas, making it highly competitive with detectors based on other technologies.

DUNE is a modular experiment consisting of four independent detectors that will be located at the 4850 ft level of Sanford Underground Research Facility (SURF), corresponding to 4300 meters water equivalent.

Two detector designs are currently under development: a single phase reference design, similar to previous LAr TPC detectors, and a dual phase design that includes a thin layer of gaseous argon at the top of the detector where ionization electrons will get amplified and collected, resulting in a higher signal-to-noise ratio. Both detector designs would be located in a cryostat with internal dimensions  $15.1(w) \times 14(h) \times 62(l)$  m<sup>3</sup> and have a fiducial mass of 10 kton, resulting in 40 kton fiducial mass for the whole experiment.

Work to prepare excavation of the caverns is currently ongoing; the first module is planned to start data-taking in 2024 with the other modules following soon thereafter.

### 3 Supernova Observation with DUNE

In the energy range of 5–50 MeV typical for supernova neutrinos, there are three main neutrino interaction channels in liquid argon (see figure 1), with the  $\nu_e$ CC channel containing 80–90% of events. This makes DUNE particularly sensitive to the  $\nu_e$  component of the supernova neutrino flux and thus highly complementary to other detector technologies which are most sensitive to the  $\bar{\nu}_e$  component.

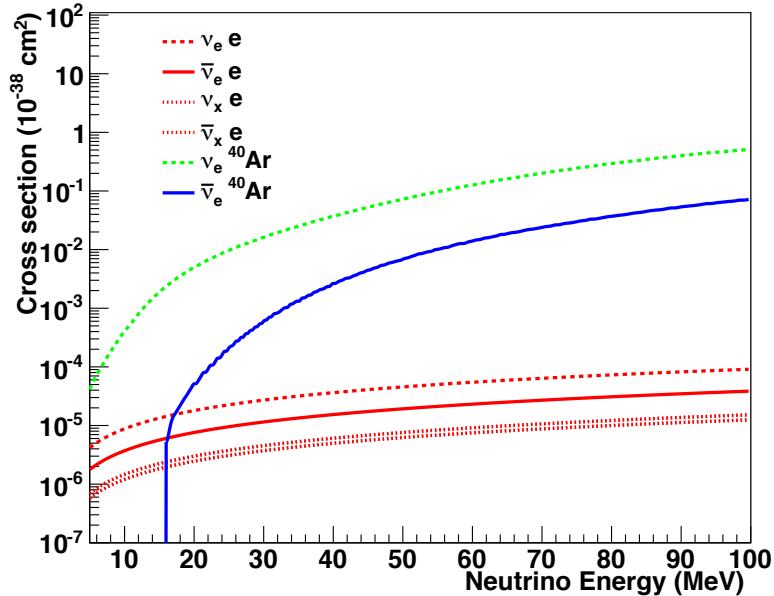


Figure 1: Cross sections for three main interaction channels of supernova neutrinos in argon:  $\nu_e + {}^{40}\text{Ar} \rightarrow e^- + {}^{40}\text{K}^*$  ( $\nu_e$ CC, dashed green),  $\bar{\nu}_e + {}^{40}\text{Ar} \rightarrow e^+ + {}^{40}\text{Cl}^*$  ( $\bar{\nu}_e$ CC, solid blue) and  $\nu + e^- \rightarrow \nu + e^-$  (ES, various red) [2].

Overall, for a galactic supernova at a fiducial distance of 10 kpc, DUNE is expected to observe  $\sim 3500$  events within  $\sim 10$  s. Figure 2 shows the signal from one simulation. For a more distant, SN1987a-like supernova in the Large Magellanic Cloud, we expect  $\sim 50$  events in DUNE, while a supernova in the Andromeda galaxy is expected to produce  $\sim 1$  event and would thus likely not be detectable.

The total neutrino flux from all remote supernovae in the history of the universe is known as the diffuse supernova neutrino background (DSNB). Depending on the theoretical model, DUNE might see a few DSNB events per year in the range between 16–40 MeV. Whether these could be detected above backgrounds is still unclear and will require a detailed study in the future.

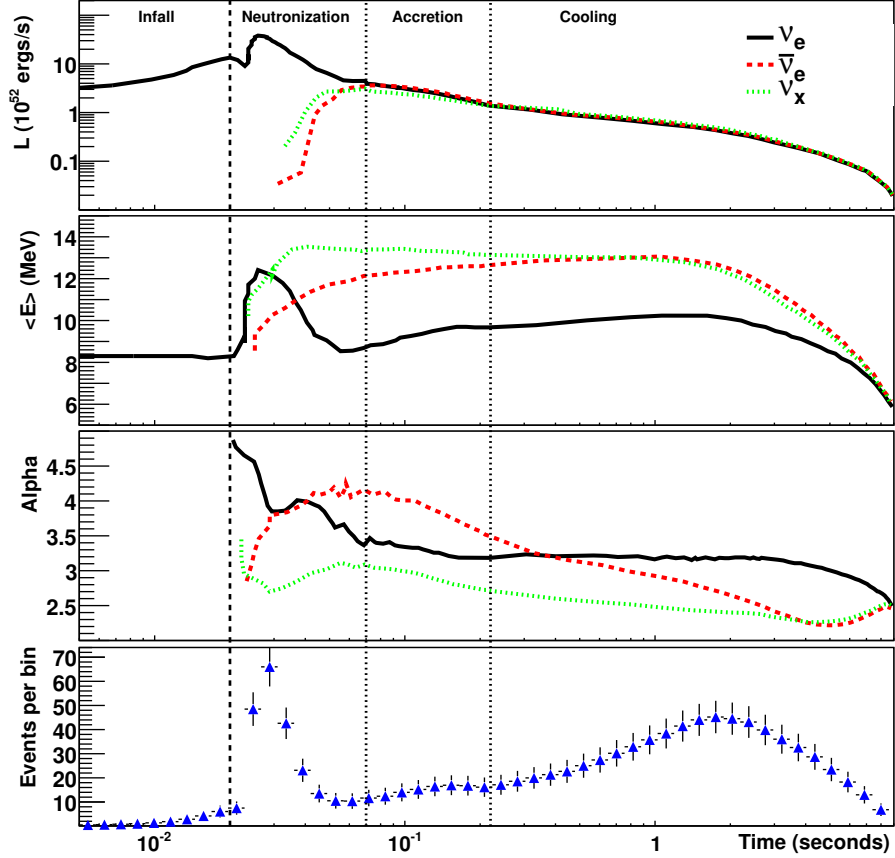


Figure 2: Neutrino signal from an electron-capture supernova [3] at 10 kpc, assuming no oscillations. The first three plots show the luminosity, average neutrino energy and the  $\alpha$  (pinching) parameter as a function of time. The fourth (bottom) plot shows the total number of events (mostly  $\nu_e$ ) expected in 40 kt of liquid argon, calculated using SNOwGLoBES [4]. Note the logarithmic binning in time; error bars are statistical.

## 4 Time Structure of the Supernova Burst Signal

Various mechanisms that could produce time- and energy-dependent features in the neutrino signal have been proposed.

This includes hydrodynamic features of the shock wave, like the standing accretion shock instability (SASI), as well as particle physics effects like self-induced flavor transitions due to the high neutrino density inside the supernova. Unfortunately, these effects are often highly model-dependent and while they are an area of intense theoretical study, no robust experimental signatures have yet been identified [5]. After the next galactic supernova, looking for evidence of these effects (and, potentially, disentangling them) in the neutrino signal will be a high priority.

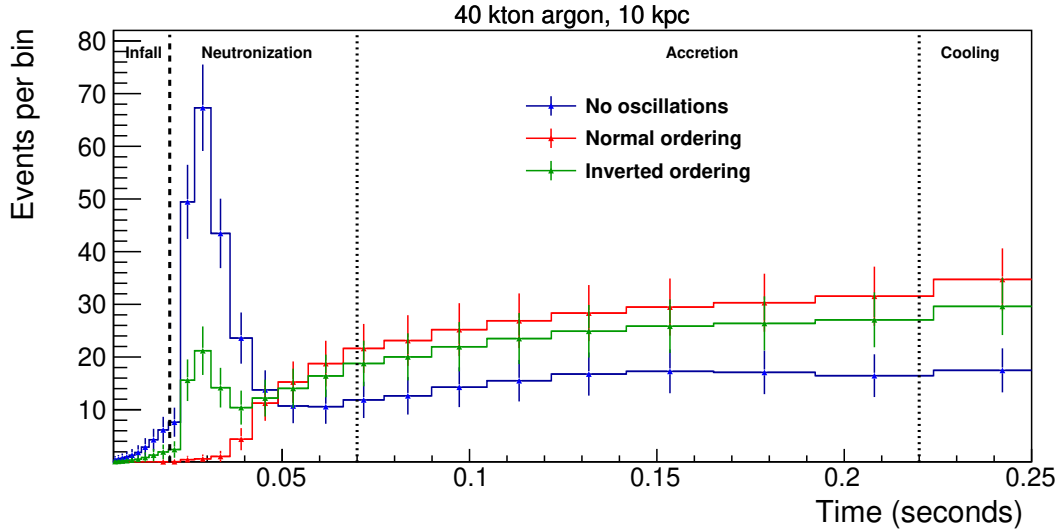


Figure 3: Expected time-dependent signal for a specific flux model for an electron-capture supernova [3] at 10kpc in 40kton of argon, for times up to the start of the cooling phase. The expected signal assuming MSW oscillations only (i.e. no collective effects) is shown under the assumptions of normal and inverted hierarchy. The total number of events per bin (dominated by electron neutrino flavor) is shown in logarithmic bins. Plot made with SNOwGLoBES.

On the other hand, the neutronization burst at  $\sim 10$ ms after core bounce is a nearly model-independent feature consisting solely of  $\nu_e$  that is present with a comparable duration, shape and intensity across a wide range of computer simulations. Neutrinos in the neutronization burst undergo MSW oscillations on their way through the outer layers of the supernova, making the observed signal dependent solely on the mass ordering as shown in figure 3.

## References

- [1] DUNE Conceptual Design Report, Vol. 1–4 [arXiv:1601.05471, 1512.06148, 1601.05823, 1601.02984].
- [2] I. Gil Botella and A. Rubbia, JCAP **0310** (2003) 009 [hep-ph/0307244].
- [3] L. Hüdepohl, B. Müller, H.-T. Janka, A. Marek and G. G. Raffelt, Phys. Rev. Lett. **104** (2010) 251101 [arXiv:0912.0260].
- [4] <http://www.phy.duke.edu/~schol/snowglobes>
- [5] K. Scholberg, J. Phys. G **45** (2018) no.1, 014002 [arXiv:1707.06384].