



UNIVERSITY OF LEEDS

This is a repository copy of *Subsistence harvesting by a small community does not substantially compromise coral reef fish assemblages*.

White Rose Research Online URL for this paper:  
<http://eprints.whiterose.ac.uk/127523/>

Version: Accepted Version

---

**Article:**

Martin, TSH, Connolly, RM, Olds, AD et al. (4 more authors) (2017) Subsistence harvesting by a small community does not substantially compromise coral reef fish assemblages. *ICES Journal of Marine Science*, 74 (8). pp. 2191-2200. ISSN 1054-3139

<https://doi.org/10.1093/icesjms/fsx043>

---

© International Council for the Exploration of the Sea 2017. This is a pre-copyedited, author-produced PDF of an article accepted for publication in *ICES Journal of Marine Science* following peer review. The version of record, Tyson S. H. Martin, Rod M. Connolly, Andrew D. Olds, Daniela M. Ceccarelli, Douglas E. Fenner, Thomas A. Schlacher, Maria Beger, ; Subsistence harvesting by a small community does not substantially compromise coral reef fish assemblages, *ICES Journal of Marine Science*, Volume 74, Issue 8, 1 October 2017, Pages 2191–2200, is available online at:  
<https://doi.org/10.1093/icesjms/fsx043>,

**Reuse**

Unless indicated otherwise, fulltext items are protected by copyright with all rights reserved. The copyright exception in section 29 of the Copyright, Designs and Patents Act 1988 allows the making of a single copy solely for the purpose of non-commercial research or private study within the limits of fair dealing. The publisher or other rights-holder may allow further reproduction and re-use of this version - refer to the White Rose Research Online record for this item. Where records identify the publisher as the copyright holder, users can verify any specific terms of use on the publisher's website.

**Takedown**

If you consider content in White Rose Research Online to be in breach of UK law, please notify us by emailing [eprints@whiterose.ac.uk](mailto:eprints@whiterose.ac.uk) including the URL of the record and the reason for the withdrawal request.



[eprints@whiterose.ac.uk](mailto:eprints@whiterose.ac.uk)  
<https://eprints.whiterose.ac.uk/>

**Subsistence harvesting by a small community does not substantially compromise coral reef fish assemblages**

Tyson S.H. Martin<sup>1\*</sup>, Rod M. Connolly<sup>1</sup>, Andrew D. Olds<sup>2</sup>, Daniela M. Ceccarelli<sup>3</sup>, Douglas E. Fenner<sup>4</sup>, Thomas A. Schlacher<sup>2</sup>, Maria Beger<sup>5,6</sup>

1. Australian Rivers Institute – Coast and Estuaries, and School of Environment, Griffith University, Gold Coast, QLD, 4222, Australia.
2. School of Science and Engineering, University of the Sunshine Coast, Maroochydore QLD 4558, Australia.
3. ARC Centre of Excellence for Coral Reef Studies, James Cook University, Townsville, Queensland 4811, Australia.
4. Pacific States Marine Fisheries Commission, POB 7390, Pago Pago, AS 96799 USA.
5. ARC Centre of Excellence for Environmental Decisions, Centre for Biodiversity and Conservation Science, The University of Queensland, Brisbane QLD 4072 Australia.
6. School of Biology, Faculty of Biological Sciences, University of Leeds, LS2 9JT, UK

\*Corresponding author: Tyson Martin; Email: tyson.martin@griffithuni.edu.au

Phone: +61 7 5552 8064; Fax: +61 7 5552 7785

Running title: Ecological effects of subsistence fishing

Keywords: Pacific, fishing, coral reef, conservation, isolation, pristine, ecosystem functioning, apex predators, subsistence fishing, trophic cascade, commercial fishing

Target journal: ICES Journal of Marine Science

Words: MT 3817, Refs 86.

**Abstract**

Fisheries usually first remove large predators before switching to smaller species, causing lasting changes to fish community structure. Reef fish provide essential protein and income for many people, and the impacts of commercial and high-intensity subsistence fishing on reef fish are well documented. However, how fish communities respond to low levels of subsistence fishing using traditional techniques (fishing for food, few fishers) is less well understood. We use three atolls in the Marshall Islands as a model system to quantify effects of commercial and subsistence fishing on reef fish communities, compared to a near-pristine baseline. Unexpectedly, fish biomass was highest on the commercially-fished atoll where the assemblage was dominated by herbivores (50% higher than other atolls) and contained few top predators (70% lower than other atolls). By contrast, fish biomass and trophic composition did not differ between pristine and subsistence-fished atolls— top predators were abundant on both. We show that in some cases, reefs can support fishing by small communities to provide food but still retain intact fish assemblages. Low-intensity subsistence fishing may not always harm marine food webs, and we suggest that its effects depend on the style and intensity of fishing practised and the type of organisms targeted.

## Introduction

Excessive hunting or harvesting can have detrimental effects on animal populations in all biomes (Jackson *et al.*, 2001; Myers *et al.*, 2007; Estes *et al.*, 2011; Ripple *et al.*, 2014). Typically, the first animals removed by hunting are large, long-lived species (Pauly *et al.*, 1998; Alroy, 2001; Myers and Worm, 2003). These are often top-predators and their removal by humans for trophy hunting, food, or livestock protection can result in substantial changes to entire ecosystems via altered trophic cascades (Pace *et al.*, 1999; Babcock *et al.*, 2010; Brashares *et al.*, 2010). Well-known examples of this phenomenon from around the globe include: hunting of lions and leopards in Africa (Brashares *et al.*, 2010); shooting of wolves in America (Ripple and Beschta, 2004); exclusion of dingoes in Australia (Letnic and Koch, 2010); and fishing of sharks in the North-west Atlantic (Myers *et al.*, 2007).

Top predators are harvested heavily in all marine ecosystems, and cascading effects of fishing are documented for kelp forests (Steneck *et al.*, 2004), seagrass beds (Atwood *et al.*, 2015), estuaries (Atwood *et al.*, 2015), and coral reefs (Dulvy *et al.*, 2004). Yet, many studies of the effects of fishing focus solely on commercially valuable species such as Atlantic cod (Myers *et al.*, 1997), tuna (MacKenzie *et al.*, 2009) and sharks (Baum *et al.*, 2003). Despite the encroaching footprint of commercial fishing, people in less developed countries continue to rely on subsistence fishing, where fish are captured by small communities for food (Berkes, 1988) and they can often exert considerable fishing pressure on local systems (e.g. McClanahan *et al.*, 2011; Allen, 2013; Zeller *et al.*, 2015). These fishers frequently use traditional equipment (often without modern fishing technology), catching fish from all trophic levels whilst rarely specifically targeting top-predators (although this does depend on the cultural context, for exception see Glaus *et al.*, 2015) (Dalzell, 1996). Subsistence harvesting over long periods can alter food web dynamics (e.g. Simstead *et al.*, 1978), with strongly negative ecological effects of extensive subsistence harvesting reported on land (Fitzgibbon, 1998) and for some marine ecosystems (Dulvy *et al.*, 2004; Mann and Powell, 2007; Peckham *et al.*, 2007; Drew *et al.*, 2013).

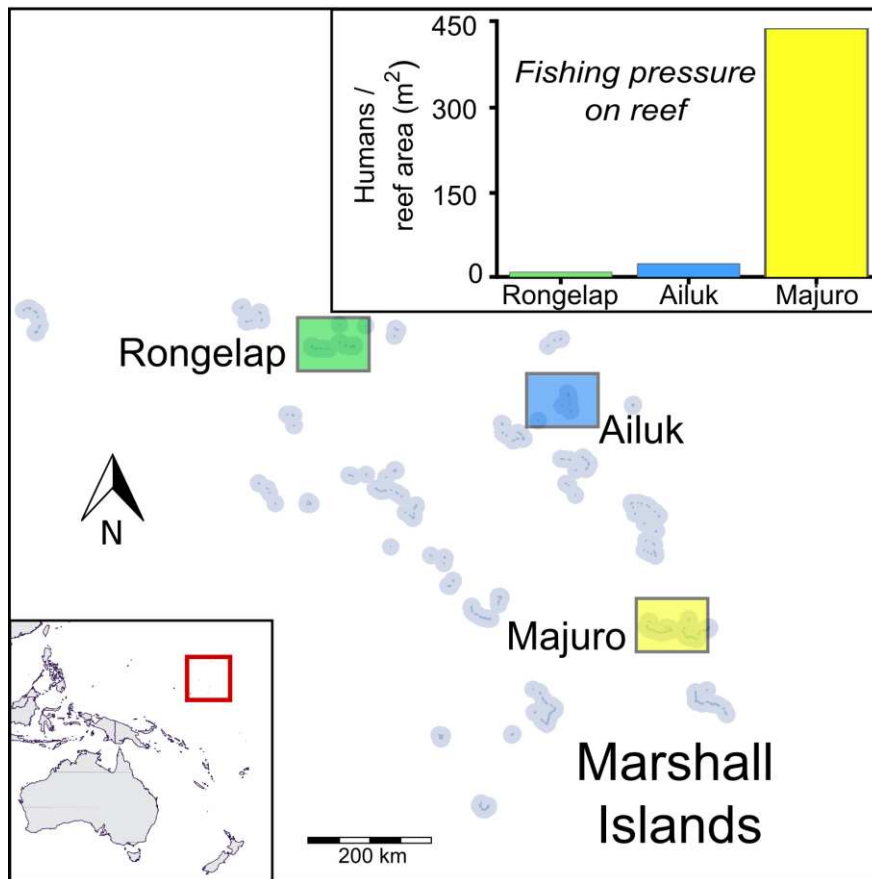
Reef fish are the primary source of protein for millions of people that live on tropical islands and coral atolls, and reefs provide approximately 10% of all fish consumed by humans (Moberg and Folke, 1999; Albert *et al.*, 2015). The effects of fishing on coral reef ecosystems have been comprehensively assessed. Heavy fishing negatively impacts reefs by altering the structure and function of reef food webs (e.g. McClanahan, 1995; Friedlander and DeMartini, 2002; Stevenson *et al.*, 2007; D'Agata *et al.*, 2014; Fenner *et al.*, 2014). The majority of studies, however, have not differentiated between small-scale artisanal fishing (small commercial operations fishing for profit), and subsistence fishing (fishing only for food, no monetary incentive to capture or refrigeration to store excess fish) that is still practised by many small coastal communities. A potential reason for this is the difficulty of quantifying fishing effort for coral reefs, it can be hard to tell if people are fishing for food, local barter or in small-scale commercial operations (Teh *et al.*, 2013). Where fishing for profit occurs, distance to the nearest market is often shown to be the strongest driver of patterns in fish assemblages (e.g. Cinner and McClanahan, 2006; Brewer *et al.*, 2012; Cinner *et al.*, 2013). Studies investigating subsistence fishing have concluded that at high levels, it can affect the size and structure of reef fish communities (Jennings and Polunin, 1996 & 1997; Dulvy *et al.*, 2004a,b; Graham *et al.*, 2005). However less is known about how subsistence fishing at very low levels compares to reefs that are truly pristine (Sandin *et al.*, 2008; Graham & McClanahan, 2013). Instead, studies often assess fishing impacts by comparing reef fish assemblages between reserve and fished areas (McClanahan *et al.*, 2011). It is, therefore, unclear if low-pressure subsistence fishing by small communities using traditional gear alters coral reef food webs from a pristine state in the same way that small and large scale artisanal fishing does.

Here we explore how pristine reef communities are modified by fishing with respect to structure and biomass, including the entire communities of large non-cryptic species. We

contrast three differently exploited remote coral atolls in the Republic of the Marshall Islands, central Pacific Ocean, to quantify the effect of low-impact subsistence harvesting on reef fish biomass and trophic composition, compared to commercial fishing and a near pristine baseline. By comparing differences in fish communities in a rare system containing pristine (inaccessible or uninhabited) reefs, low historical pressure, and contrasting modern fishing patterns, we provide evidence of how low-pressure fishing of relatively pristine systems affects the trophic structure and biodiversity of coral reefs. It is clear that high biomass indicates near-pristine conditions (Graham and McClanahan, 2013), however here we provide evidence that high biomass may not necessarily indicate intact community structure, and that the low pressure exerted on reefs by small numbers of subsistence fishers does not dramatically alter reefs from a pristine state.

## Methods

We consider three remote coral atolls in the Republic of the Marshall Islands on a gradient from unexploited to heavily fished (Figure 1). These atolls are exposed to similar environmental conditions (e.g. biogeography, ocean currents, and water temperatures) (Tables 1, 2); therefore, if they were left undisturbed, they are likely to support analogous fish communities and vary only according to the size, and fishing techniques, of local human populations (Aswani and Sabetian, 2010; Cinner *et al.*, 2013; Guillemot *et al.*, 2014). Consequently, these atolls provide a natural laboratory ideal for examining fishing impacts. We surveyed complete large non-cryptic fish assemblages at three atolls: 1. a near-pristine atoll (Rongelap) that has been largely uninhabited for 60 years (Pinca *et al.*, 2004); 2. an atoll (Ailuk) with a small human population that uses traditional subsistence fishing techniques to catch fish (mostly herbivores) from low trophic levels (Pinca, 2006); and 3. an atoll (Majuro) with a large human population where fishing is intense (compared with other atolls in the republic) and commercial fishers target large, predatory fishes (Pinca, 2005) (Table 2). Historically, all atolls have supported small human populations of around 100 inhabitants for centuries.



**Figure 1:** Locations of atolls surveyed and illustrative levels of fishing pressure in The Republic of the Marshall Islands (map generated using Inkscape ver. 0.48, [www.inkscape.org](http://www.inkscape.org)).

### Fish Surveys

Coral reef fish assemblages were surveyed in July and August of 2014 with visual census surveys. Surveys were conducted on SCUBA at depths of both 10 m and 3 m at 17 haphazardly selected outer reef crest sites spread evenly between the three atolls (Majuro:  $n = 6$ , Ailuk:  $n = 5$ , Rongelap:  $n = 6$ ). These sites were spaced approximately ten kilometres apart. For each site and depth, we identified, counted and recorded the size of all fish larger than 10 cm along three replicate belt transects (250 m long x 5 m wide, 102 transects in total). Belt transects are known to occasionally overestimate abundance of large, mobile macrofauna such as sharks (Ward-Paige *et al.*, 2010), and underestimate timid or heavily fished species (Kulbicki *et al.*, 1998; MacNeil *et al.*, 2008). For these reasons, we use longer 250m transects to better estimate large species (Choat and Pears, 2003) instead of the 50m long transects more typically used in coral reef fish surveys. The three SCUBA transects (10



m depth) were conducted on the same dive, with transects following the reef edge and separated by 50 m. The time required to complete transects is not reported as this varied according to the amount of fish in the area (Jennings & Polunin, 1996). Three matching transects (3 m depth) were conducted on the return swim. All counts were made by the same diver. We visually estimated fish size (to the nearest centimetre) and converted these to biomass values using published length-weight relationships (Froese and Pauly, 2000; Kulbicki et al., 2005). Fishes were placed into three non-overlapping trophic groups according to trophic level values and published literature: top predators, mesopredators and herbivores (Froese and Pauly, 2000; Palomares, 2000; Choat et al., 2002; Stevenson et al., 2007) (for species list see Supplementary Table S1). Qualitative benthic assessments were made at 50 m intervals along each transect using visual estimates along each of these transects and included data on hard coral and algal cover (%), coral diversity and reef complexity (where 0 = no vertical relief, 1 = sparse low profile relief, 2 = widespread low profile relief, 3 = moderately complex, 4 = very complex with numerous cracks and caves, 5 = exceptionally complex with numerous caves, cracks and overhangs).

### **Natural environment and human impacts on the atolls**

Several recent studies have shown that fish assemblages may change between islands with different geomorphologies (e.g. Taylor et al., 2015; Heenan et al., 2016). Our islands, however, all have very similar geomorphologies. This is likely to have only minor effects on fish assemblages when compared to the pervasive impacts of fishing. In fact, most studies testing assembly patterns in coral reef assemblages over large geographical distances assume that changes in environmental conditions are negligible compared to the human or other drivers being tested (e.g. Jennings et al., 1996; Friedlander & DeMartini et al., 2002; Stevenson et al., 2007; Sandin et al., 2008). To confirm that this approach is indeed valid for our three target atolls, we quantified geographic and environmental attributes for each atoll (Tables 1 & 2) (*sensu* Sandin et al., 2008). Key environmental attributes, sea surface temperature, chlorophyll a concentrations, pH and salinity were extracted from BioORACLE

(a global environmental dataset), with averages taken from 2002-2009 for each (Tyberghein *et al.*, 2012). The range in environmental variables among atolls in the current study was less than or equal to that for other island /atoll groups in the Pacific, including those previously used to test the effects of fishing such as the Line Islands (Stevenson *et al.*, 2007; Sandin *et al.*, 2008) and Hawaiian Islands (Friedlander & DeMartini, 2002). The atolls we surveyed are located within 4° of latitude, average monthly water temperature differs by less than 1°C, and they are all predominantly affected by the eastward flowing North Pacific Equatorial Countercurrent. They are also relatively isolated from other nearby other atolls, and are fished primarily by local communities (although some illegal fishing does occur in the remote areas of the RMI by boats operating from Guam and the Philippines (Viegas, 2016)). There are no confounding influences from land-based runoff, as the low-lying coral atolls of the RMI (average height is less than 2 m above sea level) are too small and porous to generate terrestrial sediment run-off (Table 2). The level of fishing pressure present at each atoll was determined from informal field interviews with local fisheries management staff and published data on the type of fishing, amount and species of fish harvested, and human population size at each atoll (Pinca *et al.*, 2004; Pinca, 2005; Pinca, 2006; Beger *et al.*, 2008) (Table 2). The small population (~144) on Rongelap Atoll was evacuated on March 3, 1954, because of fall-out from nuclear testing on nearby Bikini Atoll (Castle Bravo detonation, March 1, 1954). With the resulting lack of fishing pressure, diverse assemblages of fish and coral populations have thrived (Beger *et al.*, 2008; Houk and Musburger, 2013). The atoll has been largely uninhabited for the last 60 years except for an unsuccessful attempt at resettlement between 1957 and 1984. A small group of approximately 10-40 construction workers has worked intermittently on the atoll since 2002, but fishing pressure has remained very low because construction workers relied primarily on imported food. Ailuk Atoll currently supports a steady population of approximately 350 people who practise subsistence fishing using traditional vessels and techniques typically used in the Marshall Islands, such as throw nets, drag nets, scoop nets, hook and line, and fish traps (although gear used to make this equipment has been supplemented by modern materials) (Petrosian-

Husa, 2004). Fishermen on this atoll predominantly target small siganids known locally as “Mole” (*Siganus argenteus*), although any fish they catch will be consumed immediately, there is no refrigeration on the island. Majuro has a growing population of ca. 30,000 residents (EPPSO, 2011). Its reefs experience intense commercial fishing across all trophic levels, but especially targeting large predators using modern equipment such as powered vessels and depth sounders. The targeted fishing of sharks is now banned in the RMI, however many are still caught as bycatch from longline vessels which operate throughout the entire region (Bromhead *et al.*, 2012).

Table 1: Environmental similarities between atolls in the Marshall Islands relative to those in other Pacific island groups previously used to compare human drivers across islands/atolls.

	Marshall Islands		Line Islands (Stevenson et al., 2007; Sandin et al., 2008)		Hawaiian Islands (Friedlander and DeMartini, 2002)	
	Comparison	Greatest difference ( $\Delta$ )	Comparison	Greatest difference ( $\Delta$ )	Comparison	Greatest difference ( $\Delta$ )
<b>SST (<math>^{\circ}\text{C}</math>)</b>	Majuro vs. Rongelap	0.8	Kingman vs. Tabuaeran	0.4	Hawaii vs. Kure	2.2
<b>Chl a (<math>\text{mg}/\text{m}^{-3}</math>)</b>	Ailuk vs. Rongelap	0.09	Kingman vs. Palmyra	0.08	Hawaii vs. Kure	0.08
<b>pH</b>	Ailuk/Rongelap vs. Majuro	0.01	Kingman vs. Kiribati	0.01	Hawaii vs. Kure	0.02
<b>Salinity (PSS)</b>	Ailuk vs. Majuro	0.1	Kingman vs. Kiribati	0.4	Hawaii vs. Kure	0.5

Quantitative environment data are presented as means. Abbreviations are as follows: SST, Sea surface temperature; Chl a, Chlorophyll a; pH, potential hydrogen. Details on calculations are provided in the methods.

**Table 2:** Human population density, geography, fishing pressure and environmental differences across atolls.

Atoll	Geography		Human involvement			Fishing pressure and activity
	Reef area (km <sup>2</sup> )	Land area (km <sup>2</sup> )	Population 1988	Population 2011	Human pressure (ind./reef area (km <sup>-2</sup> ))	
<b>Rongelap</b>	121	21.0	0	79	0.7*	Very low intensity and sporadic fishing of reef species (Pinca <i>et al.</i> , 2004; EPPSO, 2011).
<b>Ailuk</b>	56	5.4	488	339	6.1	Subsistence fishing of reef species using low technology gear (e.g. outrigger canoes, throw nets, gill nets and handlines) to provide food for residents (Pinca, 2006; EPPSO, 2011). Mole (siganids) and other small herbivores are the preferred food fish on this atoll.
<b>Majuro</b>	64.2	9.7	19664	27797	433	Intense subsistence and commercial fishing of reef species using modern means (e.g. power craft) to provide food for nearly 30,000 locals and supply international export trade (Pinca, 2005; EPPSO, 2011).

\* Rongelap Atoll only recently re-populated. Predominately uninhabited from 1954-2002 except for minor resettlement in 1957 and then re-evacuation in 1984. A small group of construction workers have been present since 2002; however these crews rely primarily on imported food.

## Data analyses

We modelled variation in fish biomass (separately for trophic groups and all species combined) and included variables that relate to habitat attributes and putative human stressors. Habitat attributes used in models were: hard coral cover (%); reef complexity and depth (3 and 10 m). Other variables included in the models were atoll and distance to market/ access point for each site. Distance to market was used on Majuro atoll (where commercial fishing occurs), whereas distance to access point was used on Ailuk and Rongelap where no fish markets were present, but locals all accessed the water from the same starting location. Generalised additive mixed models (GAMMs) were used to identify predictors of fish biomass (Wood, 2006). GAMMs were chosen to allow for potentially non-linear relationships, and to account for both fixed and random effects.

Site was included in all models as a random effect, to represent spatial variability within atolls that was not captured by our chosen predictor variables, and also account for the potential autocorrelation of sites from the same atoll. Model overfitting was reduced by running all possible combinations of  $\leq 4$  factors and by restricting the number of spline knots (individual polynomial functions that combine to form the GAMM smooth) to four or less ( $k = 4$ ) (Burnham and Anderson, 2002). Models were compared using the corrected Akaike information criterion (AICc) for small sample sizes (Burnham and Anderson, 2002). The relative importance of all variables included in each model set was calculated by summing weighted AICc values from each model containing the variable, where a higher value indicates a greater contribution (maximum of 1) (Gilby *et al.*, 2015). Variables included in fixed effects components of the 'best-fit' model were also tested for significance ( $P < 0.05$ ). To increase confidence in each best-fit model, they were compared to 'null' models and the number of models within two AICc units of each best-fit model is also reported. Models were implemented using the *mgcv* and the *MuMIn* packages in R (Barton, 2015; Wood, 2015).

To determine if the species composition of trophic group assemblages varied among atolls, and identify species responsible for any differences, species-level biomass data were examined using permutational multivariate analysis of variance (PERMANOVA) (Anderson et al., 2008). Multivariate data on benthic assemblages (combined metric of coral cover, coral diversity and algal cover) were also compared between atolls using PERMANOVA. Pairwise tests on differences between fish assemblages for individual atolls were performed following PERMANOVA (Martin et al., 2015). Canonical analysis of principal coordinates (CAP) was used to visualise differences in assemblages among atolls (Anderson and Willis, 2003). All multivariate analyses were based on modified Gower (log base 2) similarity measures, which, by allocating equal weights to compositional changes in species and doubling weight to changes in abundances, emphasise changes in species abundance and cope well with multivariate heterogeneity of variance (Anderson et al., 2011). To meet normality assumptions all biomass data were transformed using an  $\text{Ln}(x + 1)$  transformation.

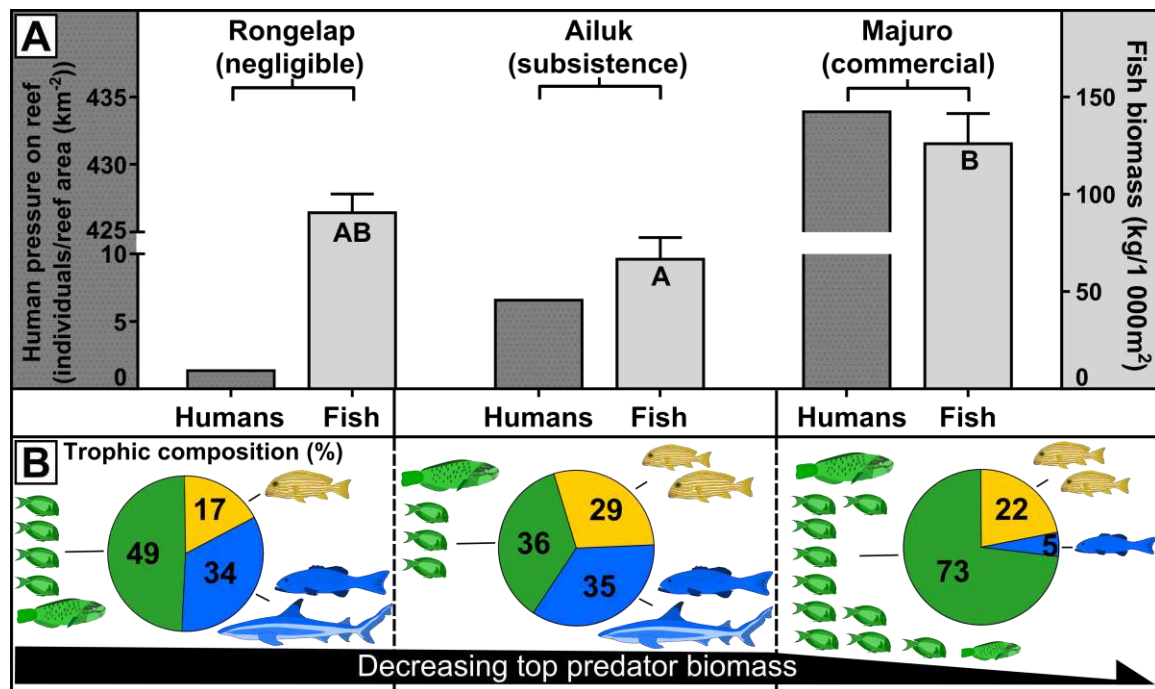
## Results

Fish biomass varied among atolls for all trophic groups (Figure 2, Table 2). Overall fish biomass was highest (126 kg 1,000 m<sup>-2</sup>) at the commercially-fished Majuro Atoll, intermediate (91 kg 1,000 m<sup>-2</sup>) at near-pristine Rongelap, and lowest (67 kg 1,000 m<sup>-2</sup>) at Ailuk, where subsistence fishing using traditional techniques is practised by approximately 350 locals (Figure 2).

**Table 2:** Best-fit models for fish biomass across all atolls (site included as a random variable across all models). Relative variable importance (RVI), calculated by summing Akaike variable weights for all possible GAMM models containing that variable, is given in parentheses. Larger RVI values indicate greater correlations between variable and fish biomass (maximum of 1). All models had 10 degrees of freedom. All trophic groups had zero secondary models within two  $\Delta$ AICc units of the best-fit model. In addition, null models for each trophic group were compared to the final best-fit model. In each case, null models showed vastly decreased explanatory power ( $>80$   $\Delta$ AICc units) for each trophic group.

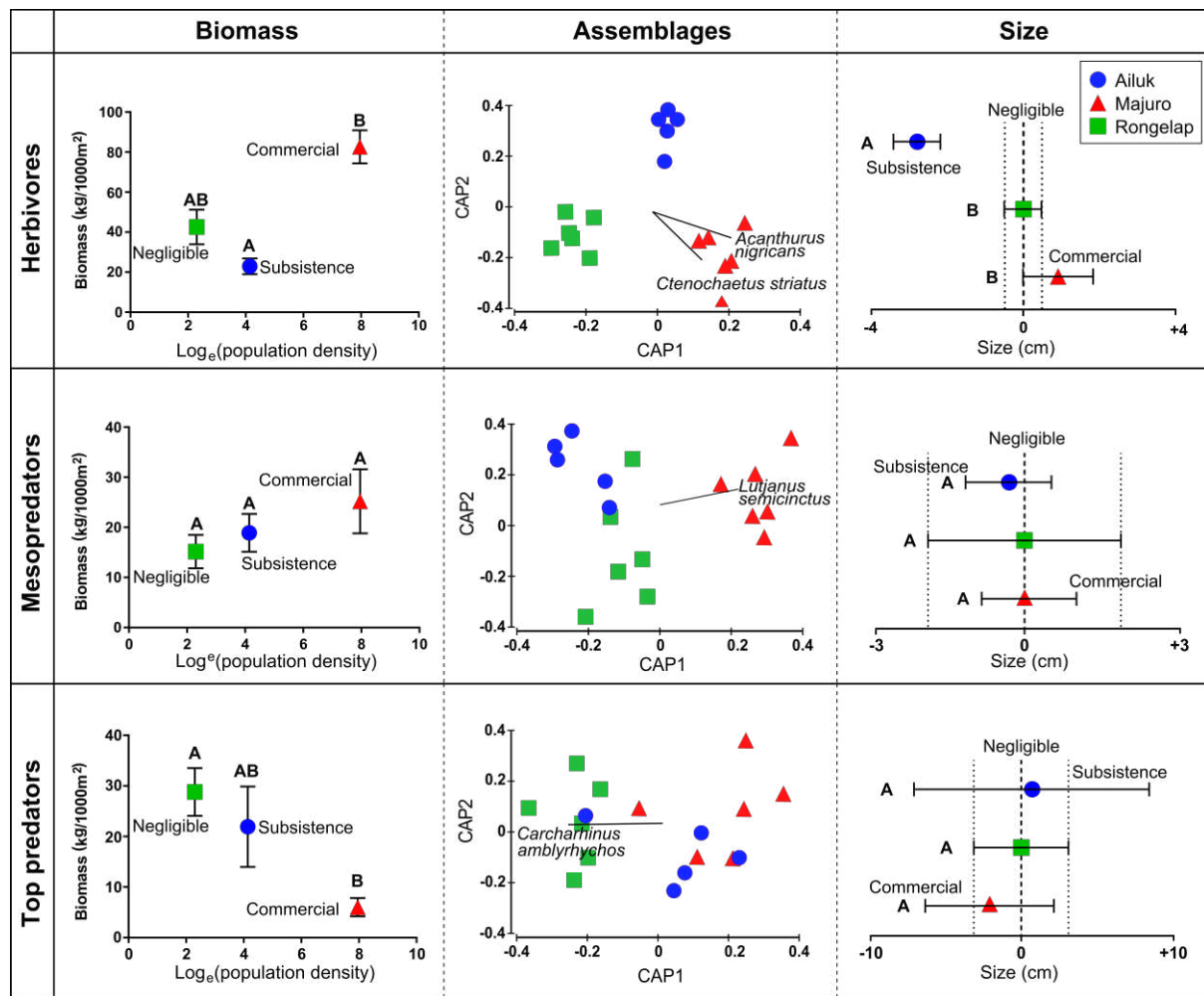
<b>Trophic group</b>	<b>Variables included in “best fit” model and their relative importance across all possible GAMM models (RVI)</b>	<b>R<sup>2</sup></b>	<b>AIC</b>	<b>Significant variables in “best fit” model (P &lt; 0.05)</b>
<b>All fish</b>	Atoll (1.00), complexity (1.00), hard coral cover (1.00), distance to market/access point (1.00)	0.26	2146	Atoll, distance to market/access point
<b>Herbivores</b>	Atoll (1.00), complexity (1.00), hard coral cover (1.00), distance to market/access point (1.00)	0.25	2037	Atoll
<b>Mesopredators</b>	Atoll (1.00), complexity (1.00), hard coral cover (1.00), distance to market/access point (1.00)	0.21	2049	Atoll, distance to market/access point
<b>Top predators</b>	Atoll (1.00), complexity (1.00), hard coral cover (1.00), distance to market/access point (1.00)	0.13	1653	Atoll





**Figure 2:** Differences in fishing pressure, fish biomass, and assemblage composition among atolls (in each panel: Rongelap, left; Ailuk, middle; Majuro, right). **A.** Number of people on each atoll (dark grey bars, left y-axis) and corresponding fish biomass (light grey bars, right y-axis). Different letters at the top of bars illustrate significant differences between atolls **B.** Percentage contribution of trophic groups to total fish biomass. Trophic composition did not vary between Rongelap and Ailuk ( $p = 0.46$ ), but differed between Majuro and both Rongelap ( $p = 0.01$ ) and Ailuk ( $p = 0.02$ ). Symbols courtesy of the Integration and Application Network, [ian.umces.edu/symbols/](http://ian.umces.edu/symbols/).

The composition and biomass of each trophic group also differed among atolls (Figure 3). Top predators, such as grey reef sharks (*Carcharhinus amblyrhynchos*), were a dominant component of the fish community at Rongelap and Ailuk, where they comprised 34% and 35% of total fish biomass (Figure 2, Figure 3). By contrast, sharks and other top predators were rare at the commercially-fished Majuro Atoll, where they made up only 5% of total fish biomass (Figure 2). Very low numbers of top predators on reefs at Majuro were juxtaposed by a significantly greater biomass of herbivorous fish. Herbivorous fish dominated the fish community at the commercially-fished Majuro Atoll, where they comprised 73% of total fish biomass; a substantial difference compared with the near-pristine Rongelap (49%), and subsistence-fished Ailuk (36%) atolls (Figure 2). Differences in herbivore assemblages among atolls were mainly due to a greater biomass of surgeonfish (*Acanthuridae*) at Majuro Atoll (Figure 3).



**Figure 3:** Trophic group biomass, assemblage composition, and size on each of the three atolls. Fishing levels at each atoll: Ailuk, subsistence; Majuro, commercial; Rongelap, negligible. **Left:** Biomass plots represent total biomass of each trophic group vs. human population density for each atoll. Note x-axis and y-axis scales vary among panels. **Middle:** Constrained canonical Analysis of Principal Co-ordinates (CAP) ordinations illustrating differences in trophic group composition among atolls. Species correlations with canonical axes are represented as vectors for species with Pearson R > 0.7; e.g. *Acanthurus nigricans* and *Ctenochaetus striatus* (herbivores) are positively correlated with Majuro Atoll. **Right:** Size plots represent average body sizes of fish plotted as differences from pristine (Rongelap). Letters above and beside data points illustrate significant differences between atolls.

Coral cover, complexity and depth did not significantly affect fish biomass for any trophic groups (Table 2). Distance to market/ access point significantly affected all fish and mesopredator biomass (Table 2), where sites far from markets/access points had increased mesopredator and overall fish biomass (Supplementary Figure S1). Benthic reef

assemblages differed between Majuro and Rongelap ( $p = 0.01$ ) and Majuro and Ailuk ( $p = 0.04$ ), but not for Ailuk and Rongelap ( $p = 0.08$ ) (Figure 4).

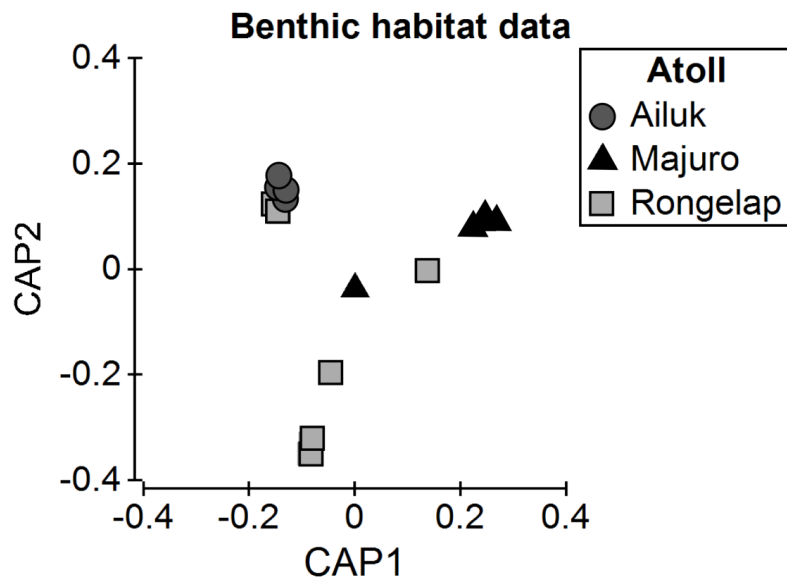


Figure 4: Constrained canonical analysis of principal co-ordinates (CAP) ordination illustrating the effect of atoll on benthic habitat data (normalised coral cover, coral diversity and algal cover) ( $\delta = 0.80$ ,  $m = 2$ , LoA = 73%).

## Discussion

This study identified fundamental differences in how commercial and subsistence harvesting affects coral reef fish on Pacific atolls in the Marshall Islands. We show that subsistence fishing by a small community using traditional gear does not dramatically alter the biomass or trophic composition of reef fish assemblages from a near-pristine state, or result in cascading ecosystem-level effects that are routinely associated with commercial harvesting of top predators. Counter-intuitively, we discover that although overall biomass was highest in the highly fished atoll of Majuro, its community was dominated by herbivores, suggesting that high overall biomass can sometimes be misleading indicator of fishing impact level. Our results suggest that impacts of fishing on reefs can depend on the style and intensity of fishing practised and the type of organisms targeted at each atoll.

Fish assemblages at Ailuk Atoll were dominated by small herbivorous fish, which are locally preferred food fishes (Petrosian-Husa, 2004). Small herbivorous fishes (i.e. rabbitfish, surgeonfish and parrotfish) typically have rapid population doubling times (between 1.5 – 4 years), which means they are less vulnerable to over-fishing than larger-bodied predators (i.e. groupers, snappers and sharks) that grow more slowly and are longer-lived (Froese and Pauly, 2000). There are, however, two issues with harvesting fish from lower trophic levels: (1) prey limitation of predatory fishes; and (2) loss of the ecological functions these fishes perform. Higher-order predators rely on smaller fish species for food; fisheries that remove 'prey' fish can, therefore, indirectly affect populations of their predators (Smith *et al.*, 2010). Top predators were abundant under both low-pressure subsistence fishing and negligible fishing, suggesting that low levels of subsistence fishing has not reduced top-predator populations. Herbivorous fishes also maintain coral reef health by consuming algae that could otherwise overgrow corals; fisheries that remove herbivores can therefore alter reef functioning (Edwards *et al.*, 2014). There was no difference between the benthic reef assemblages of Ailuk and Rongelap atolls (Figure 4), indicating that there was no compensatory effect between atolls due to different benthos. Given low-pressure

subsistence fishing practices, and isolation from commercial markets we suggest that Ailuk Atoll's fish assemblages and reefs have not been strongly and persistently altered by humans. This finding suggests that in some cases, Pacific atolls may be able to support subsistence fishing by small communities while still retaining healthy reef and fish assemblages. However, the exact thresholds in the amount of fishing that can be sustained will vary according to environmental characteristics and population sizes of atolls and will require larger sampling sizes to elucidate.

Despite having the highest fishing pressure, Majuro Atoll supported the greatest biomass of fish (39-89% higher than other atolls), a result that has not been reported on other heavily fished Pacific atolls (Friedlander and DeMartini, 2002; Stevenson *et al.*, 2007; Sandin *et al.*, 2008; Pinca *et al.*, 2012; Williams *et al.*, 2015;). Reef fish assemblages at Majuro were, however, dominated by herbivores and contained far fewer top predators (70% less) than either the unfished or low-pressure subsistence-fished atolls. This novel result challenges the perception that fished reefs support less biomass than unfished reefs (MacNeil *et al.*, 2015), therefore suggesting that studies which focus solely on total biomass changes may present a misleading picture of how fishing impacts food webs. Cascading trophic impacts from commercial fishing, such as this, are common on coral reefs and are often cited as the mechanism behind both increases in the abundance of fish from lower trophic levels (*i.e.* mesopredators or herbivores), and declines in the health of heavily fished reefs (Friedlander and Demartini, 2002; DeMartini and Smith, 2015). Nevertheless, our findings suggest that fishers on Majuro Atoll have not yet started to "fish down the food web" (Pauly *et al.*, 1998). If local fishers increase their catch rates of small herbivorous fish, while continuing to remove top predators, overall fish biomass is likely to decline and some ecosystem functioning of Majuro's reefs may be compromised in the future (Edwards *et al.*, 2014).

The removal of top predators from reefs at Majuro Atoll may have released herbivores, like the white-cheek surgeonfish (*Acanthurus nigricans*), from top-down regulation of their

abundance and biomass (Houk and Musburger, 2013). Compounding this, despite negligible sediment runoff throughout the entire RMI (due to small land area and lack of agriculture, rivers and creeks), are strong impacts of sewage and leachates from solid waste in Majuro, which has a considerable waste management problem (Richards and Beger, 2011).

Herbivores at Majuro are, therefore, also likely benefiting from an over-abundance of algae. This is supported by findings that reefs at Majuro have different benthic assemblages than those at Rongelap and Ailuk, Figure 4, which may mean that unlike at Rongelap and Ailuk, herbivore populations at Majuro are unlikely to be limited by bottom-up processes (Smith *et al.*, 2010). White-cheek surgeonfish are the dominant herbivore on reefs at Majuro; they browse on macroalgae (Choat *et al.*, 2002) and may, therefore, thrive on reefs that are impacted by nutrient stress. This has been documented on other Pacific reefs, where surgeonfish are hyper-abundant and dominate fish biomass near large human settlements (Pinca *et al.*, 2012; Houk and Musburger, 2013). The high biomass of browsing herbivorous fish at Majuro Atoll is therefore likely a joint response to the removal of their predators by humans and the positive effects of nutrients on the abundance of their food.

Human communities on coral islands rely on reef fish for their protein and income. To manage their reef fisheries effectively, it is critical that we understand how variation in the style and intensity of fishing practised and the type of organisms targeted regulate the biomass and trophic structure of fish assemblages. We show that in the Marshall Islands, commercial fishing can remove large predators, promoting populations of herbivorous 'prey' fishes and thereby enhancing total fish biomass in the system. Studies that seek to quantify fishing impacts in marine ecosystems should, therefore, test for changes in the trophic composition of assemblages rather than focusing solely on variation in fish biomass. Although exact thresholds in fishing pressure would vary between atolls, our findings suggest that isolated coral atolls may be able to support subsistence fishing by small human communities while still retaining healthy reef and fish assemblages.

## **Acknowledgements**

We are indebted to the people and local governments of Rongelap and Ailuk Atolls who allowed access and supported the team on island. We also thank all people involved in field work, especially A. Cooper from the University of Tasmania, K. Fellenius and D. Hess from the College of the Marshall Islands, and the crew and skipper of the Indies Trader. We also thank C. Henderson and all anonymous reviewers for comments on the manuscript. This work was funded by an Australian Postgraduate Award to TM, and with the support of funding from the Australian Research Council Centre of Excellence for Environmental Decisions for MB and DMC. Fieldwork was funded by a grant from the Winifred Violet Scott Estate.

**References:**

- Albert, J.A., Olds, A.D., Albert, S., Cruz-Trinidad, A., and Schwarz, A.M. 2015. Reaping the reef: Provisioning services from coral reefs in Solomon Islands. *Marine Pollution*, 62: 244-251.
- Allen, S. 2013. Carving a niche or cutting a broad swath: Subsistence fishing in the western Pacific. *Pacific Science*, 67:477-488.
- Alroy, J.A. 2001. Multispecies overkill: Simulation of the end-Pleistocene megafaunal mass extinction. *Science*, 292:1893-1896.
- Anderson, M.J., Willis, and, T.J. 2003. Canonical analysis of principal coordinates: A useful method of constrained ordination for ecology. *Ecology*, 84:511-525.
- Anderson, M.J., Crist, T.O., Chase, J.M., Vellend, M., Inouye, B.D., Freestone, A.L., et al. 2011. Navigating the multiple meanings of beta diversity: a roadmap for the practicing ecologist. *Ecology Letters*, 14:19-28.
- Anderson, M.J., Gorley, R.N., and Clarke, K.R. 2008. PERMANOVA+ for PRIMER: guide to software and statistical methods. PRIMER-E, Plymouth.
- Aswani, S., and Sabetian, A. 2010. Implications of urbanization for artisanal parrotfish fisheries in the western Solomon Islands. *Conservation Biology*, 24:520-530.
- Atwood, T.B., Connolly, R.M., Ritchie, E.G., Lovelock, C.E., Heithaus, M.R., Hays, G.C., et al. 2015. Predators help protect carbon stocks in blue carbon ecosystems. *Nature Climate Change*, 5:1038-1045.
- Babcock, R.C., Shears, N.T., Alcalá, A.C., Barrett, N.S., Edgar, G.J., Lafferty, K.D., et al. 2010. Decadal trends in marine reserves reveal differential rates of change in direct and indirect effects. *Proceedings of the National Academy of Science*, 107:18256-18261.
- Barton, K. 2015. MuMIn: Model selection and model averaging based on information criteria (AICc and alike). R-package version 1.15.1.
- Baum, J.K., Myers, R.A., Kehler, D.G., Worm, B., Harley, S.J., and Doherty, P.A. 2003. Collapse and conservation of shark populations in the northwest Atlantic. *Science*, 299:389-392.
- Beger, M., Jacobson, D., Pinca, S., Richards, Z., Hess, D., Harris, F., et al. 2008. The state of coral reef ecosystems of the Republic of the Marshall Islands. In *The state of coral reef ecosystems of the US and Pacific Freely Associated States*, pp. 387-417. Ed. by J.E. Waddell and A.M. Clarke. National Oceanic and Atmospheric Association.
- Berkes, F. 1988. Subsistence fishing in Canada: A note on terminology. *Arctic*, 41:261–336.
- Brashares, J.S., Prugh, L.R., Stoner, C.J., and Epps, C.W. 2010. Ecological and conservation implications of mesopredator release. In *Trophic cascades: predators, prey, and the changing dynamics of nature*, pp. 221-240. Ed. by J. Terborg, and, J.A. Estes. Island Press, Washington.
- Brewer, T. D., Cinner, J. E., Fisher, R., Green, A., and Wilson, S. K. 2012. Market access, population density, and socioeconomic development explain diversity and functional group biomass of coral reef fish assemblages. *Global Environmental Change*, 22: 399-406.
- Bromhead, D., Clarke, S., Hoyle, S., Muller, B., Sharples, P., and Harley, S. 2012. Identification of factors influencing shark catch and mortality in the Marshall Islands tuna longline fishery and management implications. *Journal of Fish Biology*, 80: 1870–1894.
- Burnham, K.P., and Anderson, D.R. 2002. *Model selection and multi-model inference*. New York, Springer.
- Choat, J.H., Clements, K.D., and Robbins, W.D. 2002. The trophic status of herbivorous fishes on coral reefs - I: Dietary analyses. *Marine Biology*, 140:613-623.
- Choat, J.H., and Pears, R. 2003. A rapid, quantitative survey method for large, vulnerable reef fishes. In *Monitoring coral reef marine protected areas A practical guide on how monitoring can support effective management MPAs*, pp. 54-55. Ed. by C. Wilkinson, A. Green, J. Almany, and S. Dionne. Australian Institute of Marine Science.



- Cinner, J.E., Graham, N.A.J., Huchery, C., and Macneil MA. 2013. Global effects of local human population density and distance to markets on the condition of coral reef fisheries. *Conservation Biology*, 27:453-458.
- Cinner, J. E., Huchery, C., MacNeil, M. A., Graham, N. A. J., McClanahan, T. R., Maina, J., Maire, E., et al. 2016. Bright spots among the world's coral reefs. *Nature*, doi:10.1038/nature18607.
- Cinner, J.E., and McClanahan, T.R. 2006. Socioeconomic factors that lead to overfishing in small-scale coral reef fisheries of Papua New Guinea. *Environmental Conservation*, 33:73-80.
- D'Agata, S., Mouillot, D., Kulbicki, M., Andréfouët, S., Bellwood, David R., Cinner, J.E., Cowman, P.F., et al. 2014. Human-Mediated Loss of Phylogenetic and Functional Diversity in Coral Reef Fishes. *Current Biology*, 24:555-560.
- Dalzell, P. 1996. Catch rates, selectivity and yields of reef fishing. In *Reef Fisheries*, Book 20, pp. 161-192. Ed. by N.C. Polunin, C. Roberts. Springer, New York.
- DeMartini E.E., and Smith J.E. Effects of fishing on the fishes and habitat of coral reefs. 2015. In *Ecology of fishes on coral reefs*, pp. 135-144. Ed. C. Mora. Cambridge University Press, Cambridge.
- Drew, J., Philipp, C., Westneat, M.W. 2013. Shark tooth weapons from the 19th century reflect shifting baselines in central Pacific predator assemblies. *Plos One*. 8: e59855.
- Dulvy, N.K., Freckleton, R.P., and Polunin, N.V.C. 2004. Coral reef cascades and the indirect effects of predator removal by exploitation. *Ecology Letters*, 7: 410-416.
- Dulvy, N. K., Polunin, N. V., Mill, A. C., and Graham, N. A. 2004. Size structural change in lightly exploited coral reef fish communities: evidence for weak indirect effects. *Canadian Journal of Fisheries and Aquatic Sciences*, 61: 466-475.
- Edwards, C.B., Friedlander, A.M., Green, A.G., Hardt, M.J., Sala, E., Sweatman, H.P. et al. 2014. Global assessment of the status of coral reef herbivorous fishes: evidence for fishing effects. *Proceedings of the Royal Society of London B: Biological Sciences*. 281: doi:10.1098/rspb.2013.1835.
- Economic Policy, Planning and Statistics Office (EPPSO). 2011. The RMI 2011 census of population and housing: Summary and highlights; Technical report. Available: <https://www.doi.gov/sites/doi.gov/files/migrated/oia/reports/upload/RMI-2011-Census-Summary-Report-on-Population-and-Housing.pdf> Accessed 28 October 2015.
- Estes, J.A., Terborgh, J., Brashares, J.S., Power, M.E., Berger, J., Bond, W.J. et al. 2011. Trophic downgrading of planet earth. *Science*, 333:301-306.
- Fenner, D. 2014. Fishing down the largest coral reef fish species. *Marine Pollution Bulletin*, 84:9-16.
- FitzGibbon, C. 1998. The management of subsistence harvesting: behavioural ecology of hunters and their mammalian prey. In *Behavioural Ecology and Conservation Biology*, pp. 449-473. Ed. T. Caro. Oxford University Press, Oxford.
- Friedlander, A.M., and DeMartini, E.E. 2002. Contrasts in density, size, and biomass of reef fishes between the northwestern and the main Hawaiian islands: the effects of fishing down apex predators. *Marine Ecology Progress Series*, 230:253-264.
- Froese, R., and Pauly, D. 2000. *FishBase 2000: concepts, design and data sources*. Philippines: ICLARM.
- Gilby, B., Maxwell, P.S., Tibbetts, I.R., and Stevens, T. 2015. Bottom-up factors for algal productivity outweigh no-fishing marine protected area effects in a marginal coral reef system. *Ecosystems*, 6:1056-1069.
- Glaus, K.B., Adrian-Kalchhauser, I., Burkhardt-Holm, P., White, W.T., Brunnschweiler, J.M. 2015. Characteristics of the shark fisheries of Fiji. *Scientific Reports*, doi:10.1038/srep17556.
- Graham, N.A.J., and McClanahan, T.R. 2013. The Last Call for Marine Wilderness? *Bioscience*, 63: 397-402.
- Graham, N.A.J., Dulvy, N.K., Jennings, S., and Polunin, N.V.C. 2005. Size-spectra as indicators of the effects of fishing on coral reef fish assemblages. *Coral Reefs*, 24: 118-124.

- Guillemot, N., Chabanet, P., Kulbicki, M., Vigliola, L., Léopold, M., Jollit, I. et al. 2014. Effects of fishing on fish assemblages in a coral reef ecosystem: From functional response to potential indicators. *Ecological Indicators*, 43:227-235.
- Heenan, A., Hoey, A.S., Williams, G.J., and Williams, I. D. 2016. Natural bounds on herbivorous coral reef fishes. *Proceedings of the Royal Society B: Biological Sciences*, 283.
- Houk, P., and Musburger, C. Trophic interactions and ecological stability across coral reefs in the Marshall Islands. *Marine Ecology Progress Series*. 2013, 488:23-34.
- Jackson, J.B.C., Kirby, M.X., Berger, W.H., Bjorndal, K.A., Botsford, L.W., Bourque, B.J. et al. 2001. Historical overfishing and the recent collapse of coastal ecosystems. *Science*, 293:629-637.
- Jennings, S., and Polunin, N.V.C. 1996. Effects of fishing effort and catch rate upon the structure and biomass of Fijian reef fish communities. *Journal of Applied Ecology*, 33:400-412.
- Jennings, S., and Polunin, N.V.C. 1997. Impacts of predator depletion by fishing on the biomass and diversity of non-target reef fish communities. *Coral Reefs*, 16:71-82.
- Kulbicki, M. 1998. How the acquired behaviour of commercial reef fishes may influence the results obtained from visual censuses. *Journal of Experimental Marine Biology and Ecology*, 222:11-30.
- Kulbicki, M., Guillemot, N., and Amand, M. 2005. A general approach to length-weight relationships for New Caledonian lagoon fishes. *Cybium*. 2005, 29:235-252.
- Letnic, M., and Koch, F. 2010. Are dingoes a trophic regulator in arid Australia? A comparison of mammal communities on either side of the dingo fence. *Austral Ecology*, 35:167-175.
- MacKenzie, B.R., Mosegaard, H., and Rosenberg, A.A. 2009. Impending collapse of bluefin tuna in the northeast Atlantic and Mediterranean. *Conservation Letters*. 2:26-35.
- MacNeil, M.A., Graham, N.A.J., Cinner, J.E., Wilson, S.K., Williams, I.D., Maina, J. et al. 2015. Recovery potential of the world's coral reef fishes. *Nature*, 520:341-344.
- MacNeil, M.A., Tyler, E.H.M., Fonnesbeck, C.J., Rushton, S.P., Polunin, N.V.C., and Conroy, M.J. 2008. Accounting for detectability in reef-fish biodiversity estimates. *Marine Ecology Progress Series*, 367:249-260.
- Mann, R., and Powell, E.N. 2007. Why oyster restoration goals in the Chesapeake Bay are not and probably cannot be achieved. *Journal of Shellfish Research*, 26:905-917.
- Martin, T.S.H., Olds, A.D., Pitt, K.A., Johnston, A.B., Butler, I.R., Maxwell, P.S. et al. 2015. Effective protection of fish on inshore coral reefs depends on the scale of mangrove-reef connectivity. *Marine Ecology Progress Series*, 527:157-165.
- McClanahan, T. R. 1995. A coral reef ecosystem-fisheries model: impacts of fishing intensity and catch selection on reef structure and processes. *Ecological Modelling*, 80: 1-19.
- McClanahan, T.R., Graham, N.A.J., MacNeil, M.A., Muthiga, N.A., Cinner, J.E., Bruggemann, J.H. et al. 2011. Critical thresholds and tangible targets for ecosystem-based management of coral reef fisheries. *Proceedings of the National Academy of Science*, 108:17230-17233.
- Moberg, F., and Folke, C. 1999. Ecological goods and services of coral reef ecosystems. *Ecology and Economics*, 29:215-233.
- Mora, C. 2008. A clear human footprint in the coral reefs of the Caribbean. *Proceedings of the Royal Society of London B: Biological Sciences*, 275:767-773.
- Myers, R.A., Baum, J.K., Shepherd, T.D., Powers, S.P., and Peterson, C.H. 2007. Cascading effects of the loss of apex predatory sharks from a coastal ocean. *Science*, 315:1846-1850.
- Myers, R.A., Hutchings, J.A., and Barrowman, N.J. Why do fish stocks collapse? The example of cod in Atlantic Canada. *Ecological Application*, 1997; 7:91-106.
- Myers, R.A., and Worm, B. 2003. Rapid worldwide depletion of predatory fish communities. *Nature*, 423:280-283.
- Pace, M.L., Cole, J.J., Carpenter, S.R., and Kitchell, J.F. 1999. Trophic cascades revealed in diverse ecosystems. *Trends in Ecology and Evolution*, 14:483-488.

- Palomares, M.L.D. The ecology table. In FishBase 2000: concepts, design and data sources. Ed. R. Froese and D. Pauly. ICLARM, Philippines.
- Pauly, D., Christensen, V., Dalsgaard, J., Froese, R., Torres, F. 1998. Fishing down marine food webs. *Science*, 279:860-863.
- Peckham, S.H., Diaz, D.M., Walli, A., Ruiz, G., Crowder, L.B., and Nichols, W.J. 2007. Small-scale fisheries bycatch jeopardizes endangered Pacific loggerhead turtles. *Plos one*, 2(10), e1041.
- Petrosian-Husa, C. 2004. Traditional fishing techniques in the Marshall Islands. Technical report. Majuro: Republic of the Marshall Islands Historic Preservation Office.
- Pinca, S. 2005. Majuro marine resources assessment: National Resource Assessments Surveys (NRAS) – Conservation. Technical report. Available: <http://www.nras-conservation.org/publications.html>
- Pinca, S. 2006. Ailuk marine resources assessment: National Resource Assessments Surveys (NRAS) – Conservation. Technical report. Available: <http://www.nras-conservation.org/publications.html>
- Pinca, S., Beger, M., and Hengeveld, A. 2004. Rongelap Atoll marine surveys: National Resource Assessments Surveys (NRAS) - Conservation. Technical report. Available at: <http://www.nras-conservation.org/publications.html>
- Pinca, S., Kronen, M., Magron, F., McArdle, B., Vigliola, L., Kulbicki, M. et al. 2012. Relative importance of habitat and fishing in influencing reef fish communities across seventeen Pacific island countries and territories. *Fish and Fisheries*, 13:361-379.
- Richards, Z.T., and Beger, M.A. quantification of the standing stock of macro-debris in Majuro lagoon and its effect on hard coral communities. *Marine Pollution Bulletin*. 62:1693-1701.
- Ripple, W.J., and Beschta, R.L. 2004. Wolves and the ecology of fear: Can predation risk structure ecosystems? *BioScience*. 54:755-766.
- Ripple, W.J., Estes, J.A., Beschta, R.L., Wilmers, C.C., Ritchie, E.G., Hebblewhite, M. 2014. Status and ecological effects of the world's largest carnivores. *Science*, 343:151-163.
- Sandin, S.A., Smith, J.E., DeMartini, E.E., Dinsdale, E.A., Donner, S.D. and Friedlander, A.M. et al. 2008. Baselines and degradation of coral reefs in the northern line islands. *Plos one*, 3:doi:10.1371/journal.pone.0001548.
- Simenstad, C.A., Estes, J.A., and Kenyon, K.W. 1978. Aleuts, sea otters, and alternate stable-state communities. *Science*, 4340: 403-411.
- Smith, J.E., Hunter, C.L., and Smith, C.M. 2010. The effects of top-down versus bottom-up control on benthic coral reef community structure. *Oecologia*, 163:497-507.
- Steneck, R.S., Vavrinc, J., and Leland, A.V. 2004 Accelerating trophic-level dysfunction in kelp forest ecosystems of the western north Atlantic. *Ecosystems*, 7:323-332.
- Stevenson, C., Katz, L.S., Micheli, F., Block, B.A., Heiman, K.W., Perle, C. et al. 2007. High apex predator biomass on remote Pacific islands. *Coral Reefs*, 26:47-51.
- Taylor, B. M., Lindfield, S. J., and Choat, J. H. 2015. Hierarchical and scale-dependent effects of fishing pressure and environment on the structure and size distribution of parrotfish communities. *Ecography*, 38: 520-530.
- Teh, L.S.L., Teh, L.C.L., and Sumaila, U.R. 2013. A global estimate of the number of coral reef fishers. *Plos One*, 8: e65397.
- Tyberghein, L., Verbruggen, H., Pauly, K., Troupin, C., Mineur, F., and Clerck, O. D. 2012. Bio-ORACLE: a global environmental dataset for marine species distribution modelling. *Global Ecology and Biogeography*, 21: 272-281.
- Viegas, J. 2016. Illegal shark fishing uncovered at 'sanctuary', Seeker. 20 June 2016. Available: <http://www.seeker.com/illegal-shark-fishing-discovered-at-shark-sanctuary-1870281063.html?platform=hootsuite> Accessed 7 September 2016.
- Ward-Paige, C., Flemming, J.M., Lotze, H.K. 2010. Overestimating fish counts by non-instantaneous visual censuses: consequences for population and community descriptions. *PLoS One*, 5(7): e11722.

- Williams, I.D., Baum, J.K., Heenan, A., Hanson, K.M., Nadon, M.O., and Brainard, R.E. 2015. Human, oceanographic and habitat drivers of central and western Pacific coral reef fish assemblages. *Plos one*, 10:e0120516.
- Wood, S. 2015. mgcv: Mixed GAM Computational Vehicle with GCV/AIC/REML Smoothness Estimation. R-package version 1.8.7.
- Wood, S. 2006. *Generalized Additive Models: An Introduction with R*. Chapman & Hall, London.
- Zeller, D., Harper, S., Zyllich, K., and Pauly, D. 2015. Synthesis of underreported small-scale fisheries catch in Pacific island waters. *Coral Reefs*, 34:25-39.