



Deposited via The University of York.

White Rose Research Online URL for this paper:

<https://eprints.whiterose.ac.uk/id/eprint/115911/>

Version: Accepted Version

Article:

Doherty, Simon, Knight, Julian, Backhouse, Thomas et al. (2017) Highly efficient aqueous phase chemoselective hydrogenation of α,β -unsaturated aldehydes catalysed by phosphine-decorated polymer immobilized IL-stabilized PdNPs. *Green Chemistry*. pp. 1635-1641. ISSN: 1463-9270

<https://doi.org/10.1039/C6GC03528K>

Reuse

Items deposited in White Rose Research Online are protected by copyright, with all rights reserved unless indicated otherwise. They may be downloaded and/or printed for private study, or other acts as permitted by national copyright laws. The publisher or other rights holders may allow further reproduction and re-use of the full text version. This is indicated by the licence information on the White Rose Research Online record for the item.

Takedown

If you consider content in White Rose Research Online to be in breach of UK law, please notify us by emailing eprints@whiterose.ac.uk including the URL of the record and the reason for the withdrawal request.

Highly Efficient Aqueous Phase Chemoselective Hydrogenation of α,β -Unsaturated Aldehydes, Ketones, Esters and Nitriles Catalysed by Palladium Nanoparticles Stabilised with Phosphine-Decorated Polymer Immobilised Ionic Liquidst

Received 00th January 20xx,
Accepted 00th January 20xx

DOI: 10.1039/x0xx00000x

www.rsc.org/

S. Doherty,^{a,*} J. G. Knight,^{a,*} T. Backhouse,^a E. Abood,^a H. Alshaikh,^a I. J. S. Fairlamb,^{b,*} R. A. Bourne,^c T. W. Chamberlain,^c and R. Stones^c

Phosphino-decorated polymer immobilised ionic liquid phase stabilised palladium nanoparticles (PdNP@PPh₂-PIILP) and its PEGylated counterpart (PdNP@PPh₂-PEGPIILP) are remarkably active and exceptionally selective catalysts for the aqueous phase hydrogenation of α,β -unsaturated aldehydes, ketones, esters and nitriles with PdNP@PPh₂-PEGPIILP giving complete conversion and 100% selectivity for reduction of the C=C bond, under mild conditions. This is the most selective PdNP-based system to be reported for the aqueous phase hydrogenation of this class of substrate.

Ionic liquids are an intriguing class of solvent that has been widely used in catalysis as a result of their low vapour pressure, chemical and thermal stability, wide electrochemical window, excellent solvation properties and potential green credentials.¹ In particular, their dual role as both solvent and stabilizer, and the ability to modify and tune their physicochemical properties and functionality, has fuelled their development in the synthesis of metal nanoparticles for use in catalysis.² Even though there has been considerable progress in this area and our understanding of these systems is now reasonably well-advanced the use of ionic liquids suffers a number of practical limitations including their high cost compared with traditional solvents, high viscosity, leaching of the ionic liquid during work-up and recovery and aggregation of metal nanoparticles under catalytic conditions.

The concept of supported ionic liquid phase (SILP) catalysis

was introduced to reduce the volume of ionic liquid required and facilitate catalyst separation and recovery.³ However, these systems suffer drawbacks such as pore blocking and leaching of ionic liquid and/or catalyst. In a more recent development, ionic liquids have been covalently immobilised on to polymers, either as a single or multi-layer, which further reduces the amount of ionic liquid and prevents leaching while retaining the advantageous properties of an ionic liquid environment such as catalyst stabilisation, facile catalyst activation, enhancements in rate and selectivity and efficient recyclability.⁴ In this regard, there have been numerous successful applications of this strategy to the immobilisation and stabilisation of metal nanoparticles. Examples include aqueous phase Suzuki-Miyaura coupling and Heck reactions with multi-layered supported ionic liquid phase palladium nanoparticles^{5,6} as well as trisimidazolium salt-stabilised PdNP's,⁷ carbonylative Suzuki-Miyaura coupling with supported ionic liquid phase-stabilised PdNP's,⁸ Heck reactions catalysed by palladium immobilised on a gel supported ionic liquid-like phase,⁹ selective hydrogenations with ion exchange resin stabilised PdNP's¹⁰ and aqueous phase oxidation of 1-phenylethanol with SIILP-stabilised gold nanoparticles.¹¹

The stabilisation of nanoparticles by ionic liquids has been thoroughly explored and is believed to result from weak electrostatic interactions that are easily displaced to generate the active site.¹² However, while these interactions must be efficiently displaced to achieve high activity they are often not sufficient to prevent nanoparticle aggregation under the conditions of catalysis. One potential solution to this problem has been to incorporate a metal-binding heteroatom donor group such as an amine,¹³ nitrile,¹⁴ thiolate,¹⁵ bipyridine,¹⁶ hydroxyl¹⁷ or phosphine¹⁸ on to the ionic liquid on the basis that an additional covalent interaction will improve the long term stability of the nanoparticles and/or control the kinetics of nanoparticle formation. As this approach has been reported to improve stability, solubility, activity and recyclability of NP catalysts we became interested in extending this concept and developing heteroatom donor-decorated polymer immobilised

^a NUCAT, School of Chemistry, Bedson Building, Newcastle University, Newcastle upon Tyne, NE1 7RU, UK.

E-mail: simon.doherty@ncl.ac.uk; Tel: +44 (0) 191 208 6537

^b Department of Chemistry, University of York, Heslington, York YO10 5DD, UK.

^c Institute of Process Research & Development, School of Chemistry, University of Leeds, Woodhouse Lane, Leeds LS2 9JT, UK.

† This paper is dedicated to the memory of Professor Malcolm H. Chisholm (FRS) Electronic Supplementary Information (ESI) available: Synthesis and characterisation of imidazolium-based monomers, co-polymers **1a-4a**, PdCl₄-loaded co-polymers **1b-4b** and polymer immobilised ionic liquid stabilised PdNPs **1c-4c**; TGA and DSC curves for **2a-c** and **3a-c**, SEM images for **1a-4a**, **1b-4b** and **1c-4c**, TEM images of **1c-4c**, FTIR traces and X-ray photoelectron spectra for **1b-4b** and **1c-4c**. - See DOI: 10.1039/x0xx00000x

ionic liquids with the intention of combining the favourable properties and characteristics of an immobilised ionic liquid with heteroatom donor functionalisation. Moreover, there may well be additional benefits associated with incorporating heteroatom donors into polymer immobilised ionic liquids arising from changes to the electronic structure of the metal surface and or hydrophilicity of the ligand environment as the presence of an amino or thiol group has been reported to improve or switch the chemoselectivity of NP-catalysed hydrogenations¹⁹ as has a secondary phosphine oxide²⁰ and tertiary phosphines;^{18a} the former two appear to operate via specific noncovalent molecular interactions the latter via a metal-ligand cooperative mechanism. In addition, P-containing ionophilic ligands have been reported to generate smaller PdNPs than when a ligand was not present and the resulting catalysts were markedly more selective for the hydrogenation of 2-pentyne and cyclohexadiene.^{18a} Herein we report the first example of phosphino-decorated PIILP-stabilised palladium nanoparticles (PdNP@PPh₂-PIILP) and its PEGylated counterpart (PdNP@PPh₂-PEGPIILP) and their use as catalysts for the aqueous phase chemoselective hydrogenation of α,β -unsaturated aldehydes and ketones. To this end, the stabilisation of palladium nanoparticles for use in aqueous phase catalysis is currently a burgeoning area of interest as it offers immense potential for developing greener sustainable processes.²¹ The nomenclature chosen to describe these polymers and the corresponding NP-loaded systems attempts to identify their composition and/or modification according to Figure 1. The most noteworthy developments in this project include (i) the highest selectivities to be reported for the aqueous phase PdNP-catalysed hydrogenation of α,β -unsaturated aldehydes with up to 100% selectivity for addition to the C=C bond under mild conditions and (ii) a marked improvement in performance for PEGylated PPh₂-decorated polymer immobilised ionic liquid stabilised PdNPs (PdNP@PPh₂-PEGPIILP) compared with PdNP@PPh₂-PIILP.

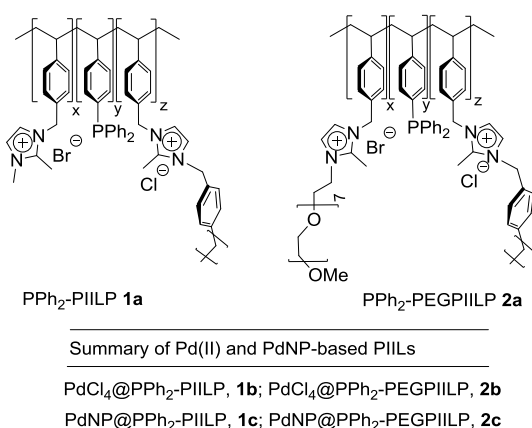


Figure 1 Composition and formulation of polymer immobilised ionic liquids **1a-2a** and their [PdCl₄]²⁻ loaded counterparts (**1b-2b**) and PdNP (**1c-2c**).

Phosphino-decorated PIILP **1a** was prepared by AIBN-initiated radical polymerisation of the corresponding imidazolium-modified monomer, dicationic cross-linker and 4-diphenylphosphino styrene in the desired ratio ($x = 1.84$, $y = 1$,

$z = 0.16$) and its PEGylated counterpart **2a** was prepared in a similar manner with the intention of introducing additional weak NP-stabilising interactions and improving water solubility for aqueous phase catalysis;²² full details and corresponding characterisation data are provided in the ESI.

The 1:2 ratio of PPh₂-based monomer to imidazolium comonomer and cross-linker was chosen such that complete exchange of halide in polymers **1a** and **2a** for [PdCl₄]²⁻ would correspond to a palladium to heteroatom ratio of one. Thus, both polymers were impregnated with [PdCl₄]²⁻ to afford **1b** and **2b** (**1b**, PdCl₄@PPh₂-PIILP; **2b**, PdCl₄@PPh₂-PEGPIILP) as red-brown solids in near quantitative yield; full characterisation data is provided in the ESI. The solid state ³¹P NMR spectra of PdCl₄@PPh₂-PIILP **1b** and PdCl₄@PPh₂-PEGPIILP **2b** confirm the presence of a Pd-P interaction which is clearly evident from the change in chemical shift from δ -8 and -10 ppm, respectively, to δ 29 and 32 ppm, respectively. The corresponding PIILP-stabilised nanoparticles **1c** and **2c** (**1c**, PdNP@PPh₂-PIILP; **2c**, PdNP@PPh₂-PEGPIILP) were prepared by sodium borohydride reduction of **1b** and **2b**, respectively, in ethanol and isolated as black powders in good yield. As for **1b** and **2b**, the solid state ³¹P NMR spectra of **1c** and **2c** do not contain signals associated with uncoordinated PPh₂; this suggests that the surface of the palladium nanoparticles are decorated with phosphino groups. TEM analysis showed that **1c** and **2c** consist of small near monodisperse nanoparticles with average diameters of 2.29 ± 0.96 nm (**1c**) and 1.93 ± 0.67 nm (**2c**) (Figure 2 and ESI), XPS analysis confirmed that both **1c** and **2c** were composed of mixtures of Pd(II) and Pd(0) and the palladium content was determined from ICP-OES.

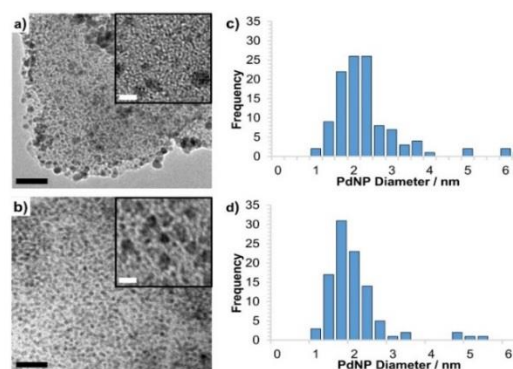


Figure 2 HRTEM images of (a) PdNP@PPh₂-PIILP (**1c**) and (b) PdNP@PPh₂-PEGPIILP (**2c**) and particle size distributions determined by counting >100 particles revealing mean NP diameters of 2.29 ± 0.96 nm and 1.93 ± 0.67 nm for (c) **1c** and (d) **2c** respectively. Scale bars are 25 nm (black) and 5 nm (white).

The hydrogenation of cinnamaldehyde was identified as an initial benchmark transformation for catalyst evaluation as the products of this reaction are valuable intermediates for the synthesis of fine chemicals, pharmaceuticals and perfumes (Figure 3).²³ Furthermore, numerous palladium nanoparticle based systems have been reported to be highly selective for hydrocinnamaldehyde and as such will be suitable benchmarks for comparison. For example, palladium-decorated carbon nanotubes/charcoal composites gave hydrocinnamaldehyde in 96% selectivity albeit at a relatively low conversion of 41% as did AuPd on ordered mesoporous carbon (OMC),^{24a,b} palladium

nanoparticles deposited on nitrogen-doped mesoporous carbon gave 93% selectivity at complete conversion²⁵ and palladium nanoparticles supported on ZIF-8 were 90% selective for hydrocinnamaldehyde.²⁶

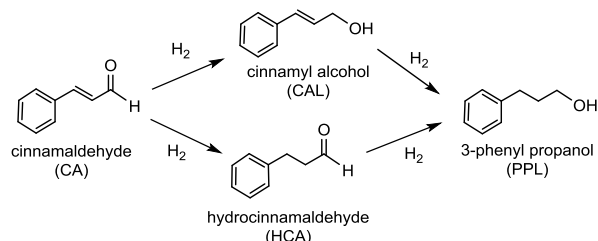
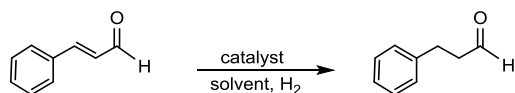


Figure 3 Reaction pathways for the hydrogenation of *trans*-cinnamaldehyde

Preliminary catalytic reactions were conducted in a stirred bench-top reactor using 0.5–1.0 mol% **1c** or **2c** and varying the temperature, pressure and solvent in order to identify an optimum system and conditions. Table 1 reveals that the solvent has quite a dramatic effect on both selectivity and conversion with **1c** and **2c** both giving high conversions and good selectivity in water and water/ethanol while reactions conducted in conventional organic solvents gave lower conversions and/or selectivities. The potential green benefits and practical advantages associated with aqueous phase catalysis promoted us to use this solvent for the remainder of our studies. For comparison, 1 mol% Pd/C catalysed this hydrogenation under the same conditions but only reached 60% conversion and 67% selectivity after 1 h at 60 °C.

Table 1 Selective hydrogenation of cinnamaldehyde to hydrocinnamaldehyde as a function of catalyst, solvent and temperature.^a



Catalyst	Solvent	Temp (°C)	Conv (%) ^b	TOF (h ⁻¹) ^c	Selectivity (%) ^b
1c	toluene	25	0	0	0
2c	toluene	25	23	46	78
1c	ethanol	25	57	57	69
2c	ethanol	25	54	108	76
1c	hexane	25	35	35	58
2c	hexane	25	52	104	82
1c	ethyl acetate	25	10	10	58
2c	ethyl acetate	25	29	58	85
1c	2-MeTHF	25	22	22	48
2c	2-MeTHF	25	35	70	62
1c	water	25	75	75	74
2c	water	25	81	162	85
1c	water/ethanol ^d	25	82	82	72
2c	water/ethanol ^d	25	75	150	74
Pd/C	water ^e	60	60	60	67

^a Reaction conditions: 1 mmol cinnamaldehyde, **1c** (1.0 mol%), **2c** (0.5 mol%), 10 mL solvent, 70 psi H₂, time = 1 h, temperature. ^b Yields and selectivities determined by ¹H NMR spectroscopy using 1,3-dinitrobenzene as internal standard. Average of three runs. ^c Moles product per mole catalyst per hour based on total palladium content. ^d 1/1 water/ethanol. ^e 1 mol% Pd/C, reaction run at 60 °C.

Further optimisations explored the effect of temperature and pressure on performance. Interestingly, selectivity for hydrocinnamaldehyde increased with temperature from 85% at 20 °C to 92% at 60 °C with 0.5 mol% PdNP@PPh₂-PEGPIILP under 70 psi of hydrogen in water; a similar improvement in selectivity was also obtained for PdNP@PPh₂-PIILP under the same conditions (Table S1, ESI). While these selectivities compare favourably with the vast majority of polymer and mesoporous carbon or silica-stabilised PdNP systems they fall short of the 96% obtained with AuPd-ordered mesoporous carbon. However, the overwhelming majority of these studies have been conducted in either isopropanol or a conventional organic solvent whereas PdNP@PPh₂-PEGPIILP has the distinct advantage of operating most efficiently in water.

Interestingly, addition of base to the catalytic reaction mixture resulted in a marked and substantial improvement in selectivity for hydrocinnamaldehyde such that reactions catalysed by **2c** in the presence of either potassium carbonate, potassium phosphate or sodium hydroxide gave complete conversion with 100% selectivity for hydrocinnamaldehyde at room temperature in short reaction times (Table 2). *This is the highest selectivity to be reported for the aqueous phase hydrogenation of cinnamaldehyde* and even though near 100% selectivity has been obtained with Pd/C in ionic liquid, reactions were slower than in conventional solvents and the ionic liquid was extremely expensive.²⁷ A survey of the conversion as a function of the amount of base revealed that high activity and selectivity was retained even in the presence of as little as 10 mol% base. Although an increase in selectivity was also obtained for reactions catalysed by **1c** the conversion dropped quite significantly for each base tested, reinforcing the value of the PEGylated design feature.

Table 2 Selective hydrogenation of cinnamaldehyde to hydrocinnamaldehyde as a function of base catalysed by PdNP@PPh₂-PIILP (**1c**) and PdNP@PPh₂-PEGPIILP (**2c**).^a

Catalyst	Base	Conversion (%) ^b	TOF (h ⁻¹) ^c	Selectivity (%) ^b
1c	NaOH	27	27	90
2c	NaOH	>99	200	100
1c	K ₂ CO ₃	43	43	95
2c	K ₂ CO ₃	>99	200	100
Pd/C	K ₂ CO ₃	42	44	93
1c	K ₃ PO ₄	49	49	93
2c	K ₃ PO ₄	100	200	100
1c	NEt ₃	24	24	91
2c	NEt ₃	90	180	88


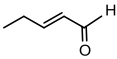

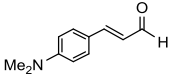
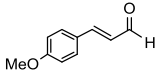
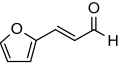
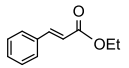
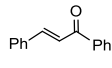
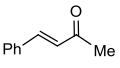

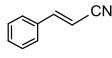
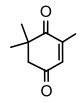
^a Reaction conditions: 1.0 mmol cinnamaldehyde, 1.0 mmol base, **1c** (1.0 mol%), **2c** (0.5 mol%) or Pd/C (1.0 mol%), 12 mL water, 70 psi H₂, reaction time = 1 h, 25 °C. ^b Yields and selectivities determined by ¹H NMR spectroscopy using 1,3-dinitrobenzene as internal standard. Average of three runs. ^c Moles product per mole catalyst per hour based on total palladium content.

A marked improvement in activity and selectivity has previously been reported for the hydrogenation of cinnamaldehyde over CeO₂-ZrO₂-supported platinum in the presence of added base; in this case selectivity for cinnamyl alcohol increased from 60% to 97% while TOF's increased from 586 to 1233 h⁻¹.²⁸ A benchmark comparison with Pd/C achieved 93% selectivity for hydrocinnamaldehyde under the optimum conditions but a much lower conversion of 42%; although markedly less efficient than PdNP@PPh₂-PEGPIILP this represents a significant improvement on the 67% selectivity and 60% conversion obtained at 60 °C in the absence of base (Table 1).

The optimum conditions identified above have also been applied to the hydrogenation of a selection of other α,β -unsaturated aldehydes including citral, *trans*-pental, 3-methylcrotonaldehyde 4-dimethylaminocinnamaldehyde, 4-methoxycinnamaldehyde and 3-(furan-2-yl)acrolein (Table 3). The first three gave the saturated aldehyde as the sole product in excellent yield while 4-dimethylaminocinnamaldehyde and 4-methoxycinnamaldehyde gave high conversions with 98% and 99% selectivity for the corresponding hydrocinnamaldehyde. However, 3-(furan-2-yl)acrolein reached 97% conversion but only 67% selectivity for the desired saturated aldehyde with 3-tetrahydrofuran-2-yl-propionaldehyde as the only other significant product. In this regard, high selectivities for 3-(2-furyl)propanal have recently been reported with a RuNP catalyst stabilised by poly(citric acid- β -cyclodextrin) polymer but in each case the conversion was very low (8-38%).²⁹ Similarly, ethyl cinnamate, benzylidene acetone, chalcone and cyclohexenone all gave the corresponding saturated ketone as the sole product in high yield (94-99%) albeit after longer reaction times of 2-4 h. The same protocol was successfully extended to cinnamionitrile to afford the corresponding saturated nitrile as the sole product in high yield after only 2 h at room temperature. Finally, ketoisophorone gave 2,6,6-trimethyl-1,4-cyclohexanedione (levodione) as the major product in 92% selectivity together with minor amounts of 4-hydroxy-3,3,5-trimethylcyclohexanone and 4-hydroxy-3,5,5-trimethylcyclohex-2-enone.

The effect of base on selectivity was particularly dramatic for the hydrogen of ketoisophorone as the selectivity dropped to 50% when the reaction was run under identical conditions in the absence of potassium carbonate. High selectivity for the C=C bond in ketoisophorone has previously been reported for alumina-supported platinum in the presence of tertiary amine bases whereas its palladium counterpart was more selective for reduction of the sterically hindered carbonyl group.³⁰ Gratifyingly, **2c** is also an efficacious catalyst for chemoselective hydrogenation of the C=C bond in α,β -unsaturated esters and nitriles giving the desired product in high yield and 100% selectivity at room temperature after only 2 h. Finally, **2c** also catalyses the aqueous phase reduction of aromatic nitro compound with remarkable efficiency to afford the corresponding amines as the sole product in quantitative yield under mild conditions.

Table 3 Selective hydrogenation of α,β -unsaturated aldehydes and ketones catalysed by PdNP@PPh₂-PEGPIILP (**2c**).

Substrate ^a			
Conversion ^b	99% (75 min)	98% (75 min)	99% (75 min)
Selectivity ^b	100% ^c	100%	100%
Substrate ^b			
Conversion ^b	98% (75 min)	99% (75 min)	97% (75 min)
Selectivity ^b	97%	98%	67%
Substrate ^a			
Conversion ^b	99% (360 min)	98% (240 min)	94% (240 min)
Selectivity ^b	100%	100%	100%
Substrate ^a			
Conversion ^b	99% (120 min)	96% (120 min)	100% (240 min)
Selectivity ^b	100%	100%	92%

^a Reaction conditions: 1.0 mmol substrate, 1.0 mmol K₂CO₃, **2c** (0.5 mol%), 12 mL water, 70 psi H₂, reaction time given in parentheses after conversion (min), reaction temp = 25 °C. ^b Yields and selectivities determined by ¹H NMR spectroscopy using 1,3-dinitrobenzene as internal standard. Average of three runs. ^c selectivity of the α,β -unsaturated double bond.

Reasoning that an aqueous phase compatible catalyst should lend itself to facile separation and recovery, recycle experiments were conducted on the hydrogenation of cinnamaldehyde with 0.5 mol% PdNP@PPh₂-PEGPIILP under optimum conditions by extracting the product and unreacted substrate and recharging the catalyst solution with cinnamaldehyde. The data in Figure 4 is encouraging as the catalyst retained its high selectivity over the first five runs with only a minor drop in conversion; the latter is most likely due to catalyst attrition during the separation and catalyst recovery protocol rather than deactivation. To this end, ICP analysis of the aqueous phase collected after the fifth run revealed that the palladium content had decreased from 44 ppm (0.5 mol%) to 28 ppm; this corresponds to a 38% decrease in catalyst across five recycles which would account for the gradual decrease in conversion. TEM analysis of the catalyst solutions after the fifth run confirmed that the palladium nanoparticles in **2c** remained monodisperse with a mean diameter of 1.97 \pm 0.38 nm (see ESI for details).

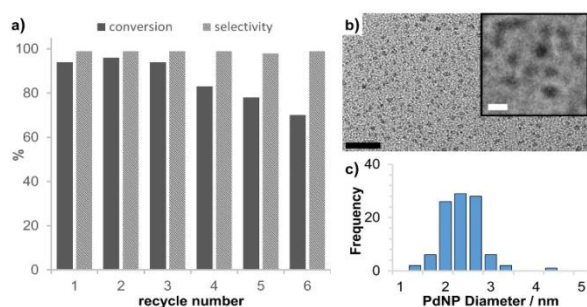


Figure 4 (a) Recycling study for the hydrogenation of cinnamaldehyde in water catalysed by PdNP@PPh₂-PEGPIILP (**2c**) and (b) HRTEM images and (c) particle size distribution for PdNP@PPh₂-PEGPIILP (**2c**) after five recycles revealing an average NP size of 1.97 ± 0.38 nm. Scale bars are 25 nm (black) and 5 nm (white).

Finally, we have recently begun to examine the influence on catalyst performance of each component and started by preparing PdNP@PPh₂PEGstyrene (**3c**) and PdNP@PEGPIILP (**4c**) in order to systematically explore the effect of the immobilised ionic liquid and the PPh₂, respectively (Table 4). Although our initial study has been restricted to two modifications, removal of the imidazolium appears to reduce activity while removal of the phosphine reduces selectivity. A series of additional modifications are currently underway to further elucidate the role of each component, full details of which will be reported in due course.

Table 4 Selective hydrogenation of cinnamaldehyde as a function of catalyst composition.

catalyst ^a		
Conversion ^b	72%	93%
TOF (h ⁻¹) ^c	144	132
Selectivity ^b	96%	82%

^a Reaction conditions: 1.0 mmol substrate, 1.0 mmol K₂CO₃, **3c** (0.5 mol%) or **4c** (0.7 mol%), 12 mL water, 70 psi H₂, reaction time = 1 h, 25 °C. ^b Yields and selectivities determined by ¹H NMR spectroscopy using 1,3-dinitrobenzene as internal standard. Average of three runs. ^c Moles product per mole catalyst per hour based on total palladium.

Conclusions

Phosphino-decorated polymer immobilised ionic liquid stabilised PdNPs are highly efficient catalysts for aqueous phase chemoselective hydrogenation of α,β-unsaturated aldehydes and ketones. Modification of the support with PEG improved catalyst performance such that near quantitative conversions and 100% selectivity for addition to the C=C double bond could be achieved under mild conditions and in short reaction times; these are the highest selectivities to be

reported for the aqueous phase hydrogenation of this class of substrate. At this stage we do not have sufficient data to speculate about the mechanism of catalysis but in situ investigations on modified catalysts are now underway to explore the role of the phosphine, imidazolium and PEG. We are currently extending this family of catalysts to include a range of protic and aprotic heteroatom donors in order to explore their influence on the properties of the NP and their performance as catalysts, engineering a continuous flow process for aqueous phase chemoselective hydrogenation and developing a parallel approach based on tailor made heteroatom donor-modified Mesoporous Ionic Liquid Functionalised Silica's.

Notes and references

- (a) J. Dupont, *Acc. Chem. Res.*, 2011, **44**, 1223-1231; (b) P. Wasserscheid and T. Welton, *Ionic Liquids in Synthesis*, Wiley-VCH, Weinheim, 2007; (c) S. Doherty in *Catalysis in Ionic Liquids: From Catalyst Synthesis to Applications*, Eds. C. Hardacre, V. Parvulescu, RSC Catalysis Series, The Royal Society of Chemistry, 2014, pp 44-308.
- (a) D. Astruc, *Nanoparticles and Catalysis*, Wiley-VCH, Weinheim, Germany, 2008; (b) J. Dupont, and J. D. Scholten, *Chem. Soc. Rev.*, 2010, **39**, 1780-1804; (c) C. Vollmer and C. Janiak, *Coord. Chem. Rev.*, 2011, **255**, 2039-2057.
- (a) C. P. Mehnert, *Chem. Eur. J.*, 2005, **11**, 50-56; (b) A. Riisager, R. Fehrmann, M. Haumann and P. Wasserscheid, *Eur. J. Inorg. Chem.*, 2006, 695-706; (c) Y. Gu and G. Liu, *Adv. Synth. Catal.*, 2009, **351**, 817-847; (d) C. van Doorslaer, J. Wahlen, P. Merlens, K. Binnemans and D. De Vos, *Dalton Trans.*, 2010, **39**, 8377-8390.
- For a highly informative up-to-date perspective on this area see (a) F. Giacalone and M. Gruttadauria, *ChemCatChem*, 2016, **8**, 664-684; see also H. Li, P. S. Bhadury, B. Song, S. Yang, *RSC Advances*, 2102, **2**, 12525-12551.
- (a) M. Gruttadauria, L. F. Liotta, A. M. P. Salvo, F. Giacalone, V. La Parola, C. Aprile and R. Noto, *Adv. Synth. Catal.*, 2011, **353**, 2119-2130; (b) V. Sans, F. Gelat, N. Karbass, M. I. Burguete, E. García-Verdego and S. V. Luis, *Adv. Synth. Catal.* 2010, **352**, 3013-3021; (c) C. Pavia, E. Ballerini, L. A. Bivona, F. Giacalone, C. Aprile, L. Vaccaro and M. Gruttadauria, *Adv. Synth. Catal.*, 2013, **355**, 2007-2018; (d) M. Gruttadauria, L. A. Bivona, P. Lo Meo, S. Riela and R. Noto, *Eur. J. Org. Chem.*, 2012, **2012**, 2635-2642.
- (a) X. Liu, X. Zhao, M. Lu, *Catal. Lett.*, 2015, **145**, 1549-1556. (b) C. Pavia, F. Giacalone, L. A. Bivona, A. M. P. Salvo, C. Petrucci, G. Strappaveccia, L. Vaccaro, C. Aprile and M. Gruttadauria, *J. Mol. Cat. A: Chemical*, 2014, **387**, 57-62; (c) G. Liu, M. Hou, J. Song, T. Jiang, H. Fan, Z. Zhang and B. Han, *Green Chem.* 2010, **12**, 65-69.
- M. Planellas, R. Pleixars and A. Shafir, *Adv. Synth. Catal.*, 2012, **354**, 651-662.
- N. Jiao, Z. Li, Y. Wang, J. Liu and C. Xia, *RSC Adv.*, 2015, **5**, 26913-26922.
- M. I. Burguete, E. García-Verdugo, I. García-Villar, F. Gelat, P. Licence, S. V. Luis and V. Sans, *J. Catal.*, 2010, **269**, 150-160.
- (a) C. Moreno-Marrodan, P. Barbaro, M. Catalano, A. Taurino, *Dalton Trans.*, 2012, **41**, 12666-12669; (b) F. Liguori, and P. Barbaro *Catal. Sci. Technol.*, 2014, **4**, 3835-3839.
- J. Restrepo, P. Lozano, M. I. Burguete, E. García-Verdugo and S. V. Luis, *Catal. Today*, 2015, **255**, 97-101.

- 12 (a) A. P. Umpierre, P. F. P. Fichtner, S. R. Teixeira and J. Dupont, *Chem. Eur. J.*, 2003, **9**, 3263-3269; (b) F. Bellina, *Molecules*, 2010, **15**, 2211-2245.
- 13 (a) A. Zhang and H. Cui, *Langmuir*, 2009, **25**, 2604-2612; (b) Z. Wang, Q. Zhang, D. Kuehner, A. Ivaska and L. Niu, *Green Chem.* 2008, **10**, 907-909.
- 14 (a) D. B. Zhao, Z. F. Fei, T. J. Geldbach, R. Scopelliti, and P. J. Dyson, *J. Am. Chem. Soc.*, 2004, **126**, 15876-15882. (b) C. Chiappe, D. Pieraccini, D. Zhao and Z. Fei and P. J. Dyson, *Adv. Synth. Catal.*, 2006, **348**, 68-74; (c) Z. Fei, D. Zhao, D. Pieraccini, W. H. Ang, T. J. Geldbach, R. Scopelliti, C. Chiappe and P. J. Dyson, *Organometallics*, 2007, **26**, 1588-1598; (d) X. Yang, Z. Fei, D. Zhao, W. H. Ang, Y. Li and P. J. Dyson, *Inorg. Chem.*, 2008, **47**, 3292-3297; (e) M. H. G. Precht, J. D.; Scholten and J. Dupont, *J. Mol. Cat. A: Chem.*, 2009, **313**, 74-78.
- 15 (a) H. Itoh, K. Maka and Y. Chujo, *J. Am. Chem. Soc.*, 2004, **126**, 3026-3027; (b) N. Kocharova, J. Leiro, J. Lukkari, M. Heinonen, T. Skala, F. Sutara, M. Skoda and M. Vondracek, *Langmuir*, 2008, **24**, 3235-3242.
- 16 (a) B. Léger, A. Denicourt-Nowicki, A. Roucoux and H. Olivier-Bourbigou, *Adv. Synth. Catal.*, 2008, **350**, 153-159; (b) B. Léger, A. Denicourt-Nowicki, H. Olivier-Bourbigou and A. Roucoux, *Inorg. Chem.*, 2007, **47**, 9090-9096; (c) A. Denicourt-Nowicki, B. Léger and A. Roucoux, *Phys. Chem. Chem. Phys.*, 2011, **13**, 13510-13517; (d) R. R. Dykeman, N. Yan, R. Scopelliti and P. J. Dyson, *Inorg. Chem.*, 2011, **50**, 717-719.
- 17 (a) N. Yan, X. Yang, Z. Fei, Y. Li, Y. Kou and P. J. Dyson, *Organometallics*, 2009, **28**, 937-939; (b) X. Yuan, N. Yan, S. A. Katsyuba, E. E. Svereva, Y. Kou and P. J. Dyson, *Phys. Chem. Chem. Phys.*, 2012, **14**, 6026-6033.
- 18 (a) B. C. Leal, C. S. Consorti, G. Machado and J. Dupont, *Catal. Sci. Technol.* 2015, **5**, 903-909; (b) K. L. Luska and A. Moores, *Adv. Synth. Catal.*, 2011, **353**, 3167-3177; (c) S. Bahadorikhalili, L. Ma'mani, H. Mahdavi and A. Shafiee, *RSC Adv.*, 2015, **5**, 71297-71305.
- 19 (a) S. G. Kwon, G. Krylova, A. Sumer, M. M. Schwartz, E. E. Bunel, C. L. Marshall, S. Chattopadhyay, B. Lee, J. Jellinek and E. V. Shevchenko, *Nano Lett.* 2012, **12**, 5382-5388; (b) Z. Guo, C. Xiao, R. V. Maligal-Ganesh, L. Zhou, T. W. Goh, X. Li, D. Tesfagaber, A. Thiel and W. Huang, *ACS Catal.*, 2014, **4**, 1340-1348; (c) K. R. Kahsar, D. K. Schwartz and J. W. Medlin, *J. Am. Chem. Soc.*, 2014, **136**, 520-526.
- 20 I. Cano, A. M. Chapman, A. Urakawa and P. W. N. M. van Leeuwen, *J. Am. Chem. Soc.*, 2014, **136**, 2520-2528.
- 21 For examples of aqueous phase catalysis by surfactant-stabilised palladium nanoparticles see: (a) B. S. Souza, E. C. Leopoldino, D. W. Tondo, J. Dupont and F. Nome, *Langmuir*, 2012, **28**, 833-840; (b) G. La Sorella, P. Canton, G. Strukul and A. Scarso, *ChemCatChem*, 2014, **6**, 1575-1578; (c) J. Feng, S. Handa, F. Gallou and B. H. Lipshutz, *Angew. Chem. Int. Ed.*, 2016, **55**, 8979-8983; (d) S. Handa, Y. Wang, F. Gallou and B. H. Lipshutz, *Science*, 2015, **349**, 1087-1091; (e) B. H. Lipshutz and S. Ghorai, *Aldrichimica Acta*, 2008, **41**, 59-72; (f) J.-H. Noh and R. Meijboom, *Appl. Catal. A: General*, 2015, **497**, 107-120; (g) W. Zhu, H. Yang, Y. Yu, L. Hua, H. Li, B. Feng and Z. Hou, *Phys. Chem. Chem. Phys.*, 2011, **13**, 13492-13500; (h) N. Iranpoor, S. Rahimi and F. Panahi, *RSC Adv.*, 2016, **6**, 3084-3090; (i) N. Iranpoor, S. Rahimi and F. Panahi, *RSC Adv.*, 2015, **5**, 69559-49567; (j) B. L. Albuquerque, A. Denicourt-Nowicki, C. Meriadec, J. B. Domingos and A. Roucoux, *J. Catal.* 2016, **340**, 144-153. (k) C. Deraedt and D. Astruc, *Acc. Chem. Res.*, 2014, **47**, 494-503. For examples of aqueous phase catalysis with surfactant-free palladium nanoparticles see: (l) M. Hyotanishi, Y. Isomura, H. Yamamoto, H. Kawasaki and Y. Obora, *Chem. Commun.*, 2011, **47**, 5750-5752; (m) M. Nasrollahzadeh, S. Mohammad Sajadi, M. Maham, A. Ehsani, *RSC Adv.*, 2015, **5**, 2562-2567; (n) A. Aijaz, Q.-L. Zhu, N. Tsumori, T. Akita, Q. Xu, *Chem. Commun.*, 2015, **51**, 2577-2580. For examples of aqueous phase catalysis by polymer-stabilised palladium nanoparticles see: (o) D. Damodara, R. Arundhathi, T. Venkata Ramesh Babu, M. K. Legan, H. J. Kumpaty and P. R. Likhari, *RSC Adv.*, 2014, **4**, 22567-22574; (p) Y. Lee, S. Shabbir, S. Lee, H. Ahn and H. Rhee, *Green Chem.*, 2015, **17**, 3579-3583. For examples of aqueous phase catalysis by palladium nanoparticles stabilised in metal organic frameworks see: (q) F. Zhang, S. Zheng, Q. Xiao, Y. Zhong, W. Zhu, A. Lin and M. S. El-Shall, *Green Chem.*, 2016, **18**, 2900-2908.
- 22 Astruc and co-worker have recently reported a similar approach for the preparation of transition metal nanoparticles for highly efficient aqueous phase catalysis. C. Wang, R. Ciganda, L. Salmon, D. Gregurec, J. Irigoyen, S. Moya, J. Ruiz and D. Astruc, *Angew. Chem. Int. Ed.* 2016, **55**, 3091-3095.
- 23 (a) E. Bus, R. Prins and J. A. van Bokhoven, *Catal. Commun.*, 2007, **8**, 1397-1402; (b) P. Virtanen, J. Mikkola, T. Salmi, *Ind. Eng. Chem. Res.*, 2009, **48**, 10335-10342; (c) P. Maki-Arvela, J. Hajeoh, T. Salmi and D. Y. Murzin, *Appl. Catal. A* 2005, **292**, 1-49; (d) B.-H. Zhao, J.-G. Chen, X. Liu, Z.-W. Liu, Z. Hao, J. Xiao and Z.-T. Liu, *Ind. Eng. Chem. Res.*, 2012, **51**, 11112-11121.
- 24 (a) P. H. Z. Ribeiro, E. Y. Matsubara, J. M. Rosolen, P. M. Donate and R. Gunnella, *J. Mol. Cat. A: Chem.*, 2015, **410**, 34-40; (b) H. Gu, X. Xu, A. Chen, P. Ao and X. Yan, *Catal. Commun.*, 2013, **41**, 65-69.
- 25 A. S. Nagpure, L. Gurralla, P. Gogoi and S. V. Chilukuri, *RSC Adv.*, 2016, **6**, 44333-44340.
- 26 Y. Zhao, M. Lui, B. Fan, Y. Chen, W. Lv, N. Lu and R. Li, *Catal. Commun.*, 2014, **57**, 119-123.
- 27 K. Anderson, P. Goodrich, C. Hardacre and D. W. Rooney, *Green Chem.*, 2003, **5**, 448-453.
- 28 S. Bhogswarao and D. Srinivas, *J. Catal.* 2012, **285**, 31-40.
- 29 R. Herbios, S. Noël, B. Léger, S. Tilloy, S. Menuel, A. Addad, B. Martel, A. Ponchel, and E. Monflier, *Green Chem.* 2015, **17**, 2444-2454.
- 30 M. von Arx, T. Mallat, A. Baiker, *J. Mol. Cat. A: Chem.* 1999, **148**, 275-283.