



Deposited via The University of York.

White Rose Research Online URL for this paper:

<https://eprints.whiterose.ac.uk/id/eprint/115154/>

Version: Accepted Version

Article:

Alavi, Seyedeh Faezeh, Yamchi, Nader, Javan, Mohammad et al. (2017) Limited Feedback Scheme for Device to Device Communications in 5G cellular networks with Reliability and Cellular Secrecy Outage Constraints. IEEE Transactions on Vehicular Technology. ISSN: 0018-9545

<https://doi.org/10.1109/TVT.2017.2690521>

Reuse

Items deposited in White Rose Research Online are protected by copyright, with all rights reserved unless indicated otherwise. They may be downloaded and/or printed for private study, or other acts as permitted by national copyright laws. The publisher or other rights holders may allow further reproduction and re-use of the full text version. This is indicated by the licence information on the White Rose Research Online record for the item.

Takedown

If you consider content in White Rose Research Online to be in breach of UK law, please notify us by emailing eprints@whiterose.ac.uk including the URL of the record and the reason for the withdrawal request.

Limited Feedback Scheme for Device to Device Communications in 5G Cellular Networks with Reliability and Cellular Secrecy Outage Constraints

Faezeh Alavi, Nader Mokari, Mohammad R. Javan, and Kanapathippillai Cumanan

Abstract—In this paper, we propose a device to device (D2D) communication scenario underlying a cellular network where both D2D and cellular users (CUs) are discrete power-rate systems with limited feedback from the receivers. It is assumed that there exists an adversary which wants to eavesdrop on the information transmission from the base station (BS) to CUs. Since D2D communication shares the same spectrum with cellular network, cross interference must be considered. However, when secrecy capacity is considered, the interference caused by D2D communication can help to improve the secrecy communications by confusing the eavesdroppers. Since both systems share the same spectrum, cross interference must be considered. We formulate the proposed resource allocation into an optimization problem whose objective is to maximize the average transmission rate of D2D pair in the presence of the cellular communications under average transmission power constraint. For the cellular network, we require a minimum average achievable secrecy rate in the absence of D2D communication as well as a maximum secrecy outage probability in the presence of D2D communication which should be satisfied. Due to high complexity convex optimization methods, to solve the proposed optimization problem, we apply Particle Swarm Optimization (PSO) which is an evolutionary approach. Moreover, we model and study the error in the feedback channel and the imperfectness of channel distribution information (CDI) using parametric and nonparametric methods. Finally, the impact of different system parameters on the performance of the proposed scheme is investigated through simulations. The performance of the proposed scheme is evaluated using numerical results for different scenarios.

Index Terms— Device to Device (D2D) communications, Limited Rate Feedback, Physical (PHY) layer security, Particle swarm optimization.

I. INTRODUCTION

A. Background and Motivation

The growth of the cellular networks and the number of users as well as the emergence of the new multimedia based services result in growing demands for high data rate and capacities which is beyond the capability of forth generation (4G) wireless networks. Recently, the fifth generation (5G) cellular network has triggered a great attention to provide high data rate and low latency services in a power and spectrally efficient manner. Introducing new applications like context-aware applications requires the direct communications of neighboring devices. In this context, device to device (D2D) communication has been considered as a promising technique for 5G wireless networks [1]–[3]. D2D communication operates as an underlay network to a cellular network [4]–[6]

and enables reusing the cellular resources which increases the spectral efficiency and the system capacity. In D2D communications, two neighboring devices use the cellular bandwidth to communicate directly without the help of cellular base station (BS).

Although D2D communications can improve the spectral efficiency, it should provide access to licensed spectrum with a controlled interference to avoid the uncertainties of the cellular network performance. Therefore, interference management is a critical issue for D2D underlying cellular networks without considering it, the effectiveness of D2D communication links will be deteriorated. In this sense, several papers have proposed mechanisms for interference mitigation and avoidance. To perform interference management in D2D underlying cellular network, one approach is to consider cooperative communications. In this way, a D2D user equipped with multiple antennas acts as an in-band relay to a cellular link where the multi-antenna relay is able to help decoding messages, cancelling interference, and providing multiplexing gain in the network [7]–[9]. In [10], power control problem for the D2D users is investigated in order to optimize the energy efficiency of the user equipments (UEs) as well as to ensure that the quality of service (QoS) of D2D devices and UEs does not fall below the acceptable target. The problem of interference management through multi rate power control for D2D communications is studied in [11]. The transmission power levels of D2D users are optimized to maximize the cell throughput while preserving the signal-to-interference-plus-noise ratio (SINR) performance for the cellular user. In [12], authors guarantee the reliability of D2D links and mitigate the interference from the cellular link to the D2D receivers. A pricing framework has been suggested in [13] where BS protects itself by utilizing game theory approach.

To increase the security of wireless transmission, physical layer security has been developed based on information theoretic concepts [14]–[21]. From the physical layer point of view, the security is quantified by the secrecy rate which is defined as the difference of achievable rate between the legitimate receiver and the rate overheard by eavesdroppers [22]. In this sense, unlike the previous work on D2D underlying cellular networks in which the focus is on the interference mitigation and avoidance, the interference works well when secrecy capacity of the cellular communication is taken into consideration [21]. In other words, it can be assumed that the D2D communication works as a friendly jammer and its interference is helpful for the secure cellular network to improve secrecy capacity. In practice, since the eavesdropper is a passive attacker, obtaining its channel state information (CSI) is impossible in many situations. In this case, the secrecy outage probability can be used as a security performance criterion.

The performance of previous works is based on the fact that the perfect CSI of all links is available. However, due to the estimation errors and feedback delay, perfect CSI may not

Manuscript received December 3, 2015, Revised July 26, 2016, November 25, 2016 and February 16, 2017, Accepted March 27, 2017.

Copyright (c) 2015 IEEE. Personal use of this material is permitted. However, permission to use this material for any other purposes must be obtained from the IEEE by sending a request to pubs-permissions@ieee.org.

Faezeh Alavi is with Department of Electronics, University of York, York, U.K.

Nader Mokari is with ECE Department, Tarbiat Modares University, Tehran, Iran.

Mohammad R. Javan is with the Department of Electrical Engineering, Shahrood University of Technology, Shahrood, Iran.

Kanapathippillai Cumanan is with Department of Electronics, University of York, York, U.K.

be available. In addition, the feedback channel has a limited capacity since transmitting unlimited feedback information between transmitters and receivers means passing a huge amount of bits for signaling. To tackle this issue, the limited feedback channel model can be employed. In the limited feedback channel, the space of channel gains is divided into a finite number of regions, and instead of channel gain values, the index of the fading region in which the actual channel gain lies is feedbacked [23]–[25]. In [25], the authors study the effect of the feedback information on the performance of the D2D underlying cellular networks and develop user selection strategies based on limited feedback.

B. Contributions and Organization

In this paper, we study D2D communications in the presence of the cellular communications while there exists a malicious user which wants to eavesdrop the information transmitted from the BS to CU. We assume that the legitimate transmitters do not have the perfect values of the channel power gains and the knowledge about their respective direct channel power gains is obtained via their dedicated limited rate feedback channel. In other words, we assume that the space of the channel gains is divided into a finite number of regions. Then given the actual value of the channel gains, the receiver determines the index of the region in which the channel gain lies and feedbacks the index of that region to the corresponding receiver. Note that, the cellular system is superior to D2D communication and D2D pair uses the spectrum of cellular networks in an opportunistic manner. The concurrent transmission of cellular network and D2D pair, if exists, degrades the performance of both systems due to the cross interference between these two systems. Therefore, in this paper, we consider the performance of the cellular system in both the presence and the absence of D2D communication. Precisely, we require that the average transmission rate of cellular user in the absence of the D2D communication should be above a predefined threshold while its performance in the presence of the D2D communication, in terms of outage probability, satisfies a predefined threshold. Our objective is to maximize the average achievable data rate of the D2D pair in the presence of the cellular communication while individual constraints on the average transmission power of the cellular BS and the D2D pair should be satisfied. Due to non-convexity and nonlinearity of the proposed problem, to find the optimal solution of the problem, we use particle swarm optimization (PSO) method which is an evolutionary algorithm [26]–[30]. In reality, the feedback channels can be affected by the noise which makes the transmitter select an incorrect code word from the designed code book. Therefore, in this paper, we consider the effect of error in the feedback channel on the performance of the proposed scheme by incorporating such error into the problem formulation. We further study the effect of channel distribution information (CDI) imperfectness. Parametric and nonparametric methods are investigated in estimating the CDI of the channels. The contributions of this paper are as follows:

- We develop a mathematical model for the secure communication in D2D communication underlying the cellular network in which the knowledge of transmitters about the CSIs is obtained via a limited rate feedback channel. In our model, we consider the cross interference between the cellular network and the D2D pair explicitly and formulate the resource allocation problem as an optimization framework.
- To solve this optimization problem and obtain its solutions which are the fading regions' boundaries and

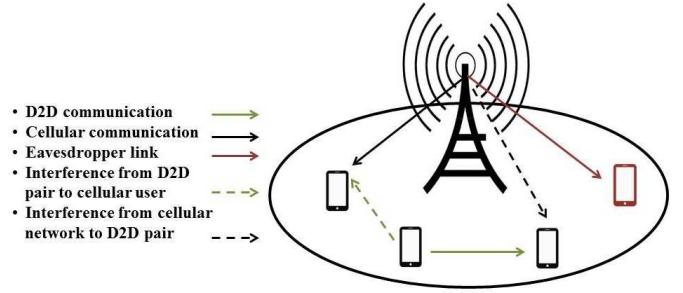


Fig. 1. A D2D communication underlying an existing cellular network.

transmission power levels, we use PSO algorithm which is an evolutionary algorithm.

- We further consider the effect of the noise in the feedback channel and incorporate it into our optimization problem. In this case, the error in the feedback channel would lead the transmitters to choose the incorrect code-words. We formulate the corresponding optimization problem and solve it using the PSO approach.
- We also consider the effect of the CDI imperfectness in our proposed scheme. In this case, the CDI's parameters are not perfectly known and parametric and non-parametric approaches are used to estimate the CDI parameters.

Finally, the performance of the proposed scheme in different scenarios is investigated via simulations.

The paper is organized as follows. System model is described in Section II. Limited rate feedback schemes are proposed in Section III. The limited rate feedback resource allocation problem is formulated and solved in Section IV. In Section V, practical considerations, i.e., noisy feedback channel and CDI estimation error, are investigated. Simulation and numerical results are provided in Section VI and finally conclusions are drawn in Section VII.

II. SYSTEM MODEL

We consider a D2D communication scenario underlying an existing cellular network. It is assumed the downlink transmission in the cellular network where the BS transmits information to a cellular user while at the same time; the existing D2D pair performs its own transmission on the same channel. Such a scenario can be interpreted as there are many cellular users in the network each of which is assigned to a channel over which the BS sends information to them. Assuming this assignment is performed based on some network parameters and is fixed, two cellular users exploit one of the available cellular channels to perform their information transmission directly. In this paper, we assume that this assignment is predefined. In addition to cellular user and D2D pair, we assume that there exists a malicious user which wants to eavesdrop on the information transmission of cellular network, i.e., from the BS to the CU. However, the malicious user does not eavesdrop on the D2D pair. Such assumption can be justified when the malicious user is not aware of the existence of D2D pair as such sharing can be performed opportunistically (i.e., D2D pair may or may not exist at any time) when the malicious user is not interested in D2D pair information, or when the D2D pair applies upper layer security measures, e.g., cryptography. In such case, the malicious user treats the signals from D2D pair as noise.

Let h^{BC} , h^{BD} , h^{DD} , h^{DC} , h^{BE} , and h^{DE} denote, respectively, the noise normalized channel power gain of the channel from BS to CU, from BS to the receiver of D2D pair (RD2D), from

the transmitter of D2D pair (TD2D) to RD2D, from TD2D to CU, from BS to the eavesdropper, and from the TD2D to the eavesdropper. We assume that all channels undergo independent block fading with Rayleigh distribution meaning that the channel power gains, i.e., h^{BC} , h^{BD} , h^{DD} , h^{DC} , h^{BE} , and h^{DE} , are exponentially distributed with the mean of \tilde{h}^{BC} , \tilde{h}^{BD} , \tilde{h}^{DD} , \tilde{h}^{DC} , \tilde{h}^{BE} , and \tilde{h}^{DE} , respectively.

In this paper, we assume that the eavesdropper has complete knowledge about the instantaneous channel power gains and the CDI of the channels from BS to CU and from BS to itself. We further assume that the legitimate receivers, i.e., the cellular user and the RD2D, know the CDI of all channels and only the instantaneous channel power gains of their respective channels. We assume that, the legitimate transmitters do not have perfect values of channel power gains and the knowledge of legitimate transmitters about their respective direct channel power gains is obtained via their respective limited rate feedback channels. In this case, the space of h^{BC} is divided into a finite number of M regions, i.e., $[0, \tilde{h}^{BC}(1))$, $[\tilde{h}^{BC}(1), \tilde{h}^{BC}(2))$, \dots , $[\tilde{h}^{BC}(M-1), \tilde{h}^{BC}(M))$ where $\tilde{h}^{BC}(M) = \infty$. Similarly, for D2D pair, the space of h^{DD} is divided into a finite number of N regions, i.e., $[0, \tilde{h}^{DD}(1))$, $[\tilde{h}^{DD}(1), \tilde{h}^{DD}(2))$, \dots , $[\tilde{h}^{DD}(N-1), \tilde{h}^{DD}(N))$ where $\tilde{h}^{DD}(N) = \infty$. The receiver, i.e., CU, measures the channel power gain h^{BC} and feedbacks the index m if h^{BC} lies in the region $[\tilde{h}^{BC}(m), \tilde{h}^{BC}(m+1))$. Similarly, RD2D measures the channel power gain h^{DD} and feedbacks the index n if h^{DD} lies in the region $[\tilde{h}^{DD}(n), \tilde{h}^{DD}(n+1))$. In this paper, we assume that the feedback links are confidential. This means that, the feedbacked index of the cellular network could not be overheard by D2D pair and that of D2D pair could not be overheard by the cellular network. In this case, the power-rate tuples will depend only on the corresponding feedbacked index, i.e., we have $(p^{BC}(m), r^{BC}(m), r_S^{BC}(m))$ for cellular communication which are the transmit power, the transmission rate and the secrecy rate at which BS transmits information to CU, respectively. Moreover, we consider $(p^{DD}(n), r^{DD}(n))$ for D2D communications which are the transmit power and the transmission rate at which TD2D transmits information to RD2D, respectively.

In fact, the proposed schemes operate in two phases. In the first phase (off-line phase), several parameters that are later used for resource allocation are computed. It is done before the communication established and based on the CDIs of the network's links the optimum boundary regions and code-books are designed by the base station. At the end of this phase, all code-words are informed to users by BS. However, the channel partitioning structure is kept at the CU. In the second phase (on-line phase) that is employed during communication, the transmitters use the parameters obtained in off-line phase. In fact, in the on-line phase, the CU and D2D receiver measure the related CSIs and based on them find the related channel partition and boundary region. Then, they transmit back the index to the base station and D2D transmitter in order to select the corresponding code-word from the obtained code-book. Note that the code-book, which contains a set of code-words, is designed off-line and known by each node. The computational burden takes place during the initialization (off-line) phase and requires a negligible burden during the transmission (online) phase and it is certainly desirable from an implementation perspective [30]–[32]. In this paper, we consider that there is a central processing unit and some assignments are performed in this step. Then, the network uses the information prepared in the central processing [33]–[35].

For the resource allocation, two approaches could be adopted. One is to consider the problem of pairing the D2D and cellular links as well as the designing limited feedback scheme jointly. In this way, the outcome of the resource allocation problem is which D2D link is paired with which cellular link as well as code-books (power allocation and boundary regions). However, this approach is much complex and would be computationally prohibitive. Another approach which could lower the complexity of the scheme is to consider the pairing problem and limited rate feedback design separately. In this case, one first solves the problem of pairing D2D and cellular link. Then, given this pairing result, the problem of designing a limited rate feedback scheme could be formulated and solved. In this paper, we assumed the second approach and assumed that the D2D and cellular links are paired and the pairing result is available based on which we design the limited rate feedback scheme. The pairing process could be performed based on network parameters as well some degrees of the required QoS level. For example, one could formulate a problem in which the aim is to pair the D2D and cellular links based on the average channel gains instead of instantaneous or long term channel considerations. Several authors have studied the problem of pairing D2D links with CUs for spectrum sharing and focus on the selection of the D2D link and CUs as a pair for better performance [36]–[38]. However, in our paper, we present the resource allocation in D2D underlying cellular network and focus on devising a limited rate feedback model as well as power allocation problem encompassing different performance metrics. In this way, first, the D2D link and cellular communication link are scheduled based on the mean of channel power gain. In the next step, the resource allocation can be obtained based on the proposed scheme in this paper. To obtain the best optimum solution, they should be solved at the same time; however, it causes a high computational complexity. To reduce the complexity, they can be considered separately at the cost of a slight performance loss. However, we can extend this approach for solving the problem at the same time as future works.

III. LIMITED RATE FEEDBACK SCHEMES

A. Capacity of Links

When the feedback links are confidential, the feedbacked indices cannot be heard by any party other than the eavesdropper. In this case, we assume that, the cellular network quantizes the main channel power gain, i.e., h^{BC} , independent of the index feedbacked by the RD2D. Knowing that the index m is feedbacked by CU, from the designed code book \mathcal{C}^{BC} , BS chooses transmit power level $p^{BC}(m)$ to send its information. In other word, it chooses the tuple $(p^{BC}(m), r^{BC}(m), r_S^{BC}(m))$ where $r^{BC}(m) = \log(1 + \tilde{h}^{BC}(m)p^{BC}(m))$ is the transmission rate over BS to CU. In this case, in the absence of D2D transmission, the capacity of the link between BS and CU and its corresponding secrecy capacity are, respectively, given by

$$C^C(m) = \log(1 + h^{BC}p^{BC}(m)), \quad (1)$$

$$C_S^C(m) = [\log(1 + h^{BC}p^{BC}(m)) - \log(1 + h^{BE}p^{BC}(m))]^+, \quad (2)$$

while knowing indices n , the D2D pair chooses transmit power level $p^{DD}(n)$ to send its information. In other word, the D2D pair has chosen $(p^{DD}(n), r^{DD}(n))$ for concurrent transmission with cellular network and the capacity of the link between BS and CU and its corresponding secrecy capacity are, respectively, given by

$$\hat{C}^C(m, n) = \log(1 + \hat{h}^{BC} p^{BC}(m)), \quad (3)$$

$$\hat{C}_S^C(m, n) = [\log(1 + \hat{h}^{BC} p^{BC}(m)) - \log(1 + \hat{h}^{BE} p^{BC}(m))]^+, \quad (4)$$

where $\hat{h}^{BC} = \frac{h^{BC}}{1+h^{DC}p^{DD}(n)}$ and $\hat{h}^{BE} = \frac{h^{BE}}{1+h^{DE}p^{DD}(n)}$ are the effective channel gains between BS and CU and between BS and eavesdropper, respectively. Note that, the transmission capacity in (3) and the secrecy capacity in (4) can be achieved only if we have full knowledge of CSIs, i.e., the perfect values of \hat{h}^{BC} and \hat{h}^{BE} .

On the other hand, given that the index n is feedbacked by RD2D, from the designed code book \mathcal{C}^{DD} , TD2D chooses the tuple $(p^{DD}(n), r^{DD}(n))$ where $r^{DD}(n) = \log(1 + \tilde{h}^{DD}(n)p^{DD}(n))$. In this case, in the absence of cellular transmission, the capacity of D2D link is given by

$$C^D(n) = \log(1 + h^{DD}p^{DD}(n)), \quad (5)$$

while given that BS has chosen the tuple $(p^{BC}(m), r^{BC}(m), r_S^{BC}(m))$ for concurrent transmission with D2D pair, the capacity of the D2D link is given by

$$\hat{C}^D(m, n) = \log(1 + \hat{h}^{DD}p^{DD}(n)), \quad (6)$$

where $\hat{h}^{DD} = \frac{h^{DD}}{1+h^{BD}p^{BC}(m)}$ is the effective channel gain between TD2D and RD2D. The perfect value of \hat{h}^{DD} is needed to achieve the transmission capacity in (6).

B. Outage Events

In our model, there are two types of outage, namely reliability outage which corresponds to the case where the transmission rate exceeds the channel capacity and secrecy outage whose definition depends on the availability of CSI at the transmitter. More precisely, consider the case where CU feedbacks the index m , i.e., BS chooses the tuple $(p^{BC}(m), r^{BC}(m), r_S^{BC}(m))$. In the absence of D2D transmission, reliability outage for cellular communication occurs if $r^{BC}(m) > C^C(m)$ where $C^C(m)$ is given by (1). This event corresponds to the case where $\hat{h}^{BC}(m) > h^{BC}$ which never occurs. In addition, the secrecy outage occurs if $r_S^{BC}(m) > C_S^C(m)$ where $C_S^C(m)$ is given by (2). In this paper, however, we are interested in the outage event in the presence of D2D pair communication. In this case, reliability outage for cellular communication occurs if $r^{BC}(m) > \hat{C}^C(m, n)$ where $\hat{C}^C(m, n)$ is given by (3). This event corresponds to the case where $\tilde{h}^{BC}(m) > \hat{h}^{BC}$ which is possible. However, as we assume that only the knowledge of direct channels is available, the secrecy outage does not correspond to the event $r_S^{BC}(m) > \hat{C}_S^C(m, n)$ where $\hat{C}_S^C(m, n)$ is given by (4). Note that, given that the indices m and n are feedbacked, the transmission rate is fixed to $r^{BC}(m) = \log(1 + \tilde{h}^{BC}(m)p^{BC}(m))$. In this case, any secrecy rate given by $r_S^{BC}(m) \leq (r^{BC}(m) - r^e(m))$ is achievable where $r^e(m)$ is the maximum allowable equivocation rate of the eavesdropper. Now, assume for the feedbacked index m , the secrecy rate is fixed to $r_S^{BC}(m)$ and hence we have $r^e(m) = (r^{BC}(m) - r_S^{BC}(m))$. Therefore, the secrecy outage occurs if the instantaneous capacity of the eavesdropper exceeds the value of $r^e(m)$, i.e., we have $\hat{C}^{BE}(m, n) = \log(1 + \hat{h}^{BE}p^{BC}(m)) > r^e(m)$ where the dependence of the value of $\hat{C}^{BE}(m, n)$ on the feedbacked index n is through $\hat{h}^{BE} = \frac{h^{BE}}{1+h^{DE}p^{DD}(n)}$. Therefore, given that D2D pair chooses

$(p^{DD}(n), r^{DD}(n))$, the outage probability for cellular communication using tuple $(p^{BC}(m), r^{BC}(m), r_S^{BC}(m))$ is given by

$$P_{p^{BC}(m), r^{BC}(m), r_S^{BC}(m), p^{DD}(n), r^{DD}(n)}^{\text{outage}} = 1 - P_{p^{BC}(m), r^{BC}(m), r_S^{BC}(m), p^{DD}(n), r^{DD}(n)}^{\text{success}}, \quad (7)$$

where

$$P_{p^{BC}(m), r^{BC}(m), r_S^{BC}(m), p^{DD}(n), r^{DD}(n)}^{\text{success}} = \Pr \left(r^{BC}(m) \leq \hat{C}^C(m, n), \hat{C}^{BE}(m, n) \leq r^{BC}(m) - r_S^{BC}(m) \right), \quad (8)$$

and we assumed that $h^{BC} \in [\tilde{h}^{BC}(m), \tilde{h}^{BC}(m+1))$ and $h^{DD} \in [\tilde{h}^{DD}(n), \tilde{h}^{DD}(n+1))$.

Using the above explanations and defining $\mathcal{R}_m^{BC} = [\tilde{h}_m^{BC}, \tilde{h}_{m+1}^{BC})$ and $\mathcal{R}_n^{DD} = [\tilde{h}_n^{DD}, \tilde{h}_{n+1}^{DD})$, the outage probability for cellular communication when it uses the tuple $(p^{BC}(m), r^{BC}(m), r_S^{BC}(m))$ is given by

$$P_{p^{BC}(m), r^{BC}(m), r_S^{BC}(m)}^{\text{outage}} = \sum_{n=1}^{N-1} \Pr \left(h^{DD} \in \mathcal{R}_n^{DD} \right) P_{p^{BC}(m), r^{BC}(m), r_S^{BC}(m), p^{DD}(n), r^{DD}(n)}^{\text{outage}}, \quad (9)$$

and the outage probability of cellular link code book, i.e., \mathcal{C}^{BC} , is given by

$$P_{\mathcal{C}^{BC}}^{\text{outage}} = \sum_{m=1}^{M-1} \Pr \left(h^{BC} \in \mathcal{R}_m^{BC} \right) P_{p^{BC}(m), r^{BC}(m), r_S^{BC}(m)}^{\text{outage}}. \quad (10)$$

Details on obtaining the above probabilities are deferred to Appendix A.

Similarly, for the D2D pair, assume that the transmitter chooses the pair $(p^{DD}(n), r^{DD}(n))$. In the absence of cellular transmission, reliability outage occurs if $r^{DD}(n) > C^D(n)$ where $C^D(m)$ is given by (5). This event corresponds to the case where $\tilde{h}^{DD}(n) > h^{DD}$ which never occurs. On the other hand, in the presence of cellular communication, reliability outage for D2D communication occurs if $r^{DD}(n) > \hat{C}^D(m, n)$ where $\hat{C}^D(m, n)$ is given by (6). This event corresponds to the case where $\tilde{h}^{DD}(n) > \hat{h}^{DD}$ which is possible. Note that, as we assumed the malicious user is not interested in D2D communication, only reliable transmission is considered for D2D pair and no secrecy rate is defined.

C. Transmit Powers and Achievable Rates

As we assumed, the transmitters only know the region number in which the channel power gains of direct channels lay. This means that it is impossible to know the value of effective channel gains when a concurrent transmission is running. Therefore, for cellular network the value of direct channel gain, i.e., h^{BC} , and for D2D pair, the value of h^{DD} are quantized. Given that h^{BC} lies in the region \mathcal{R}_m^{BC} , BS chooses tuple $(p^{BC}(m), r^{BC}(m), r_S^{BC}(m))$. Note that, regardless of the channel power gains of other links, i.e., h^{BD} , h^{DD} , h^{DC} , h^{BE} , and h^{DE} , BS transmits with power level $p^{BC}(m)$. Therefore, in this case, the average transmission power of BS only depends on h^{BC} and is given by

$$\bar{P}^C = \sum_{m=1}^{M-1} \Pr \left(h^{BC} \in \mathcal{R}_m^{BC} \right) p^{BC}(m), \quad (11)$$

which is the same for both cases where D2D pair is not transmitting or concurrently transmits information. Similarly, given that h^{DD} lies in the region \mathcal{R}_n^{DD} , TD2D chooses the pair $(p^{DD}(n), r^{DD}(n))$. As we assumed that the feedback link of cellular network is confidential, the transmission power of

D2D pair, i.e., $p^{\text{DD}}(n)$, only depends on h^{DD} . Therefore, in this case, the average transmission power of D2D pair is given by

$$\bar{P}^{\text{D}} = \sum_{n=1}^{N-1} \Pr \left(h^{\text{DD}} \in \mathcal{R}_n^{\text{DD}} \right) p^{\text{DD}}(n), \quad (12)$$

which does not depend on whether BS is transmitting concurrently or not.

In addition, for cellular communication, the transmission is assumed successful if no outage occurs, i.e., we have both the reliable and secure communications. We define the average achievable secrecy rate for cellular communication as the adopted secrecy rate, i.e., $r_s^{\text{BC}}(m)$, times the probability of success, i.e., no outage occurs, summed over all regions. When the D2D pair is absent, the average achievable secrecy rate is given by

$$\bar{R}_s^{\text{C}} = \sum_{m=1}^{M-1} \Pr \left(h^{\text{BC}} \in \mathcal{R}_m^{\text{BC}}, r_s^{\text{BC}}(m) \leq C_s^{\text{C}}(m) \right) r_s^{\text{BC}}(m), \quad (13)$$

where $C_s^{\text{C}}(m)$ is given by (2). Note that, it is not required to include the term $r^{\text{BC}}(m) \leq C^{\text{C}}(m)$ in (13) because it is always satisfied. Please refer to Appendix B for more details on obtaining the probability terms in (13).

Since, we need only reliable transmission for D2D communication, the average achievable rate of D2D pair is defined as the adopted data rate, i.e., $r^{\text{DD}}(n)$, times the probability of succeed, i.e., no outage occurs, summed over all region. The average transmission rate which is achievable by D2D pair in the presence of cellular communication is given by

$$\bar{R}^{\text{D}} = \sum_{m=1}^{M-1} \sum_{n=1}^{N-1} \Pr \left(h^{\text{BC}} \in \mathcal{R}_m^{\text{BC}}, h^{\text{DD}} \in \mathcal{R}_n^{\text{DD}}, r^{\text{DD}}(n) \leq \hat{C}^{\text{D}}(m, n) \right) r^{\text{DD}}(n), \quad (14)$$

where $\hat{C}^{\text{D}}(m, n)$ is given by (6). Details on obtaining probability terms in (14) can be found in Appendix C.

IV. LIMITED RATE FEEDBACK RESOURCE ALLOCATION PROBLEM

A. Problem Formulation

In this paper, we assume that D2D pair opportunistically uses the cellular network resources to maximize its average transmission rate. Note that, generally, D2D communication is underlay to cellular communication which means the later one is superior and should be protected against the side effects of concurrent transmission of D2D pair. There are several approaches to achieve this. One approach is to limit the amount of interference that D2D pair produces on the cellular receiver. Such approach can be seen exactly the same as the notion of interference temperature in cognitive radio networks [13]. However, note that this approach is effective when it is used in its instantaneous form (i.e., the exact amount of interference D2D pair produces) and not the averaged one (i.e., the average amount of interference D2D pair produces). However, since we only know the direct channel power gains using limited rate feedback, applying instantaneous interference constraint is not possible. Another approach is to maintain the average achievable rate of the cellular link above a predefined threshold [10], [11]. Moreover, the reliability of the cellular network is much of our concern, particularly, in the case that the resource is shared with D2D links. To this end, outage based approach is the next approach in which the outage probability for cellular communication is kept below a predefined threshold [11], [12].

In this paper, we combine the last two approaches. More precisely, our objective is to maximize the average achievable

data rate for D2D pair in the presence of cellular communication, i.e., (14), while it is required to maintain a minimum amount of the average achievable data rate of cellular link in the absence of D2D communication, i.e., (13), and the outage probability for cellular communication in the presence of D2D communication, i.e., (10), is kept below a predefined threshold. In this way, we take into account the performance of cellular communication both in the absence and presence of D2D communication. Indeed, by doing so, we require that the average transmission rate of cellular link in the absence of D2D pair to stay above a predefined threshold while its performance in the presence of D2D communication, which is given by the outage probability, remains as satisfactory as is required. In addition, the average transmit power of the cellular link and D2D pair, which are, respectively, given by (11) and (12), should not exceed a predefined value. Mathematically, defining $\mathcal{A} = \left\{ \tilde{\mathbf{h}}^{\text{BC}}, \tilde{\mathbf{h}}^{\text{DD}}, \mathbf{p}^{\text{BC}}, \mathbf{p}^{\text{DD}}, \mathbf{r}_s^{\text{BC}} \right\}$, we aim to solve the optimization problem which is given by

$$\max_{\mathcal{A}} \sum_{m=1}^{M-1} \sum_{n=1}^{N-1} \Pr \left(h^{\text{BC}} \in \mathcal{R}_m^{\text{BC}}, h^{\text{DD}} \in \mathcal{R}_n^{\text{DD}}, r^{\text{DD}}(n) \leq \hat{C}^{\text{D}}(m, n) \right) r^{\text{DD}}(n), \quad (15a)$$

$$\text{s.t.}: \sum_{m=1}^{M-1} \Pr \left(h^{\text{BC}} \in \mathcal{R}_m^{\text{BC}}, r_s^{\text{BC}}(m) \leq C_s^{\text{C}}(m) \right) r_s^{\text{BC}}(m) \geq \bar{R}_s^{\text{Cmin}}, \quad (15b)$$

$$\sum_{m=1}^{M-1} \Pr \left(h^{\text{BC}} \in \mathcal{R}_m^{\text{BC}} \right) P_{p^{\text{BC}}(m), r^{\text{BC}}(m), r_s^{\text{BC}}(m)}^{\text{outage}} \leq P_{\text{BC}}^{\text{outage,max}}, \quad (15c)$$

$$\sum_{m=1}^{M-1} \Pr \left(h^{\text{BC}} \in \mathcal{R}_m^{\text{BC}} \right) p^{\text{BC}}(m) \leq \bar{P}^{\text{C,max}}, \quad (15d)$$

$$\sum_{n=1}^{N-1} \Pr \left(h^{\text{DD}} \in \mathcal{R}_n^{\text{DD}} \right) p^{\text{DD}}(n) \leq \bar{P}^{\text{D,max}}. \quad (15e)$$

This optimization problem is nonlinear and non-convex and it is hard to solve it, hence, we utilize the PSO method which has been used to solve highly non-linear mixed integer optimization problems in various research [27]–[30]. Since PSO is a computational intelligence-based technique and has global search ability, it can converge to the optimal solution and not largely affected by the size and non-linearity of the problem [28].

B. Particle Swarm Optimization Method

In this paper, to solve the optimization problem, we apply relatively new technique, PSO algorithm which is a computational intelligence-based technique. PSO is based on a moment of the swarm which searches to find the best optimal solution by updating generations [26], [30]. This method is not largely affected by the size and nonlinearity of the problem, and can converge to the optimal solution. In PSO algorithm, all particles which are the potential solutions, move towards its optimum value. For each iteration all the particles in this swarm are updated by its position and velocity for optimization ability and based on them the aim function for the system is evaluated. PSO starts with the random initialization of swarm of particles in the search space. Then, by adjusting the path of each particle to its own best location and the best particle of the swarm at each step, the global best solution is found. The path of each particle in the search space is adjusted by its

TABLE I
PSO SCHEME FOR OUR PROBLEM

Initialization:	
Step 1)	MaxIt: Iteration number of PSO algorithm nPop: Number of particles of PSO algorithm For each variable of $\mathcal{A} = \left\{ \tilde{\mathbf{h}}^{\text{BC}}, \tilde{\mathbf{h}}^{\text{DD}}, \mathbf{p}^{\text{BC}}, \mathbf{p}^{\text{DD}}, \mathbf{r}_S^{\text{BC}} \right\}$: X_i : Position of one particle, $i = 1, 2, \dots, \text{nPop}$ V_i : Velocity of one particle, $i = 1, 2, \dots, \text{nPop}$
Step 2)	Evaluate (15a)-(15e) as a cost for all particles, named cost_i : Set $\text{pbest}_i = X_i$ and $\text{pbest.cost}_i = \text{cost}_i$ Set gbest and gbest.cost value equal to the value of the best initial particle.
For $t = 1, 2, \dots, \text{MaxIt}$	
For $i = 1, 2, \dots, \text{nPop}$	
Use (16), (17) to update the velocity and position of particles for all variables of $\mathcal{A} = \left\{ \tilde{\mathbf{h}}^{\text{BC}}, \tilde{\mathbf{h}}^{\text{DD}}, \mathbf{p}^{\text{BC}}, \mathbf{p}^{\text{DD}}, \mathbf{r}_S^{\text{BC}} \right\}$	
Evaluate (15a)-(15e)	
If $\text{cost}_i > \text{pbest.cost}_i$: $\text{pbest}_i = X_i$ and $\text{pbest.cost}_i = \text{cost}_i$.	
If $\text{pbest.cost}_i > \text{gbest.cost}$ $\text{gbest} = \text{pbest}_i$ and $\text{gbest.cost} = \text{pbest.cost}_i$.	
end	
end	

velocity, according to moving experience of that particle and other particles in the search space.

In this paper, we consider different particles for each variable, i.e., $\mathcal{A} = \left\{ \tilde{\mathbf{h}}^{\text{BC}}, \tilde{\mathbf{h}}^{\text{DD}}, \mathbf{p}^{\text{BC}}, \mathbf{p}^{\text{DD}}, \mathbf{r}_S^{\text{BC}} \right\}$, which denote a solution of the problem. The PSO algorithm consists of \mathcal{A}_i as the vector of i^{th} particle in d dimension, i.e., for $\left\{ \tilde{\mathbf{h}}^{\text{BC}}, \mathbf{p}^{\text{BC}}, \mathbf{r}_S^{\text{BC}} \right\}$, d is equal to $M - 1$ and for $\left\{ \tilde{\mathbf{h}}^{\text{DD}}, \mathbf{p}^{\text{DD}} \right\}$, d is equal to $N - 1$ [30].

The position and the velocity of the i^{th} particle in the d dimensional search space can be shown as $X_i = [x_{i,1}, x_{i,2}, \dots, x_{i,d}]^T$ and $V_i = [v_{i,1}, v_{i,2}, \dots, v_{i,d}]^T$, respectively. A best position of each particle is denoted by pbest ($P_i = [p_{i,1}, p_{i,2}, \dots, p_{i,d}]^T$), corresponding to the personal best objective value obtained at time t . The global best particle, i.e., gbest (p_g), shows the best particle at time t in the entire swarm. The new velocity of each particle can be obtained as follows [30]:

$$v_{i,j}(t+1) = wv_{i,j}(t) + c_1r_1(p_{i,j} - x_{i,j}(t)) + c_2r_2(p_g - x_{i,j}(t)), \quad j = 1, \dots, d, \quad (16)$$

where c_1 and c_2 are constants called acceleration coefficients, w is the inertia factor, r_1 and r_2 are two independent random numbers uniformly distributed in $[0, 1]$. Thus, the position of each particle is updated in each step as follows:

$$x_{i,j}(t+1) = x_{i,j}(t) + v_{i,j}(t+1). \quad (17)$$

The standard form of PSO uses (16) to calculate the new velocity of each particle based on its previous velocity and the distance of its current position from both its best position and global best position. To control search of particles outside the search space $[X_i^{\min}, X_i^{\max}]$, we can limit the value of V_i to the range $[V_i^{\min}, V_i^{\max}]$ and according to (17), each particle moves to a new position. The process is repeated until a stopping criterion is satisfied. This algorithm is summarized in Table. I [26].

V. PRACTICAL CONSIDERATION

A. CDI Estimation Error

The most practical assumption made in this paper is that the instantaneous channel power gains of the eavesdropper's links, i.e., h^{BE} and h^{DE} , are not available which is mostly due to the fact that the eavesdropper is passive and hence

acquiring its channel power gains are not possible. Generally, the CDI of a channel depends on the environmental property of the communication channel. If the propagation environment is known, one can assume that the channel CDIs, including those of the eavesdropper, are available. The statistical property of the signal propagation in the coverage area of the network can be easily obtained as the legitimate users are present and can be involved in finding the required statistical properties. Since for small geographical areas, a unified distribution can be applied to all channels¹, we can have the CDIs of eavesdropper's links at hand.

Due to the availability of limited statistical data, the distribution function is hard to drive and cannot be fit into the known ones, e.g., Rayleigh distribution. In such cases, schemes developed based on the availability of the perfect CDI may exhibit performance worse than that expected. Therefore, the imperfectness of CDIs should be taken into account. Generally, such consideration can be performed by assuming that the true distribution differs from the nominal distribution by the value known as Kullback–Leibler distance [39] and incorporate such inaccuracy into problem formulation [40]–[42]. We investigate imperfect CDI through two parametric and nonparametric methods.

1) *Parametric Method*: In parametric methods, the effect of the imperfect CDI is studied through the performance loss by simulations as in Section VI. This means that, we solve the optimization problem (15a) with the available channel CDIs and obtain the channel quantization and code books for cellular link and D2D pair. Then, we evaluate the performance loss due to imperfect CDI in terms of changes in the average achievable rates. In other words, we consider the imperfect channel power gain of each channel i which is exponentially distributed with the mean of \tilde{h}^i :

$$\tilde{h}^i = (1 - \Delta)\bar{h}^i, \quad (18)$$

where Δ is percent error of imperfect CDI.

2) *Non-Parametric Method*: Another way to estimate CDI is nonparametric method which estimates the density based on the received samples from the channel. In this paper, we adopt two nonparametric methods: kernel density estimation (KDE) and robust KDE (RKDE).

2.1. *Kernel Density Estimation (KDE)*: One of the most well-known non-parametric density estimation methods is kernel density estimation [43]. When the samples, referred to as the nominal data, are noise free, KDE can provide a good estimate of the density. A set of observations $\{x_1, \dots, x_L\} \in \mathbb{R}^j$ is used to estimate a random vector x with a density $f(x)$ where L is the number of observation vectors. Moreover, each $x_i = x_{i1}, \dots, x_{ij}, i = 1, \dots, L$ is a sequence of j data in the vector x_i . The kernel density estimate of $f(x)$ given by

$$\hat{f}_{KDE}(x) = \frac{1}{L} \sum_{i=1}^L k_\delta(x, x_i), \quad (19)$$

where $k_\delta(x, x_i)$ is the kernel function which commonly is a Gaussian kernel:

$$k_\delta(x, x_i) = \left(\frac{1}{\sqrt{2\pi}\delta} \right)^j \exp\left(-\frac{\|x - x_i\|^2}{2\delta^2} \right), \quad (20)$$

where δ is the smoothing parameter and referred to as the bandwidth. It is set to the median distance of a training point x_i to its nearest neighbor.

2.2. *Robust Kernel Density Estimation*: In practice, the channel gain samples might include contaminated data, referred to as outlier data, which makes it necessary to use robust

¹This assumption is reasonable when the size of the area under investigation is small which is the case for nowadays cellular networks specially for small cells.

density estimation methods such as robust KDE (RKDE). In the presence of the contaminated samples, RKDE can give robustness to contamination of the training sequence and estimate the density. Contaminated data consists of realizations from both a nominal or clean distribution in addition to outlying or anomalous measurements. In an increasing number of applications, data arises from high dimensional or high-throughput systems where the nominal distribution itself may be quite complex and not amenable to parametric modelling. The RKDE has the following form:

$$\hat{f}_{RKDE}(x) = \sum_{i=1}^L \omega_i k_\delta(x, x_i), \quad (21)$$

where $k_\delta(x, x_i)$ is a kernel function and ω_i are nonnegative weights that sum to one. The RKDE can be implemented based on the iteratively reweighted least square (IRWLS) [44] algorithm in which the main goal is to find the optimal value of ω_i .

B. Noisy Feedback Channel

So far, we assumed that the feedback channels are error free meaning that the received index is the same as the feedbacked one. However, in reality, the feedback channel could be affected by the noise which makes transmitter to select an incorrect code word from the designed code book. Note that, designing limited rate feedback systems with incorporating feedback error is complicated, especially for our scheme with two interfering links. In this paper, to consider the feedback error, we utilize the scheme which is commonly used in the literature [30], [45]–[48]. We consider the memoryless feedback channel which characterized by index transition probabilities $\rho_{m,m'}^C$ ($m, m' = 0, \dots, M-1$) for cellular link which is the probability of receiving index m in BS given the index m' was sent by CU, and $\rho_{n,n'}^D$ ($n, n' = 0, \dots, N-1$) for D2D pair which is the probability of receiving index n in TD2D given the index n' was sent by RD2D. It is assumed $b_M = \log_2(M)$ bits feedback for cellular link and $b_N = \log_2(N)$ bits feedback for D2D pair. Let $m_1 m_2 \dots m_{b_M}$, $m'_1 m'_2 \dots m'_{b_M}$, $n_1 n_2 \dots n_{b_M}$, and $n'_1 n'_2 \dots n'_{b_M}$ indicate the binary display of indices m , m' , n , and n' , respectively. We assume that the cellular and D2D pair's feedback channel can be considered as, respectively, b_M and b_N independent use of binary symmetric channel (BSC) to sent each of the feedback bits presented in binary representations of cellular link and D2D pair's feedbacked indices. Let q^C and q^D represent the cross over probabilities of the feedback channels of cellular link and D2D pair, respectively. The index transition probabilities of the feedback channels of cellular link and D2D pair can be obtained, respectively, by

$$\rho_{m,m'}^C = (q^C)^{d_{m,m'}} (1 - q^C)^{b_M - d_{m,m'}}, \quad (22)$$

$$\rho_{n,n'}^D = (q^D)^{d_{n,n'}} (1 - q^D)^{b_N - d_{n,n'}}, \quad (23)$$

where $d_{m,m'}$ and $d_{n,n'}$ denote the Hamming distances between, indices m and m' and indices n and n' , respectively [45]–[47].

With the above definitions and assumptions, the average transmission powers in (11) and (12), average transmission data rates in (13) and (14), and the outage probabilities in (7), (8), (9), and (10) should be manipulated to incorporate the effect of noisy feedback channel. Note that, choosing the transmit power level from a code book only depends on the corresponding channel region index which is feedbacked by the respective transmitter. This mean that, in (11), we should only consider the noise effect of the feedback channel of cellular link, and in (12), we should only consider the noise effect of the feedback channel of D2D pair. Therefore, the

average transmit powers of cellular link and D2D pair, when noisy channel feedback is assumed, are given, respectively, by

$$\bar{P}^C = \sum_{m=1}^{M-1} \sum_{m'=1}^{M-1} \rho_{m,m'}^C \Pr \left(h^{BC} \in \mathcal{R}_{m'}^{BC} \right) p^{BC}(m), \quad (24)$$

$$\bar{P}^D = \sum_{n=1}^{N-1} \sum_{n'=1}^{N-1} \rho_{n,n'}^D \Pr \left(h^{DD} \in \mathcal{R}_{n'}^{DD} \right) p^{DD}(n). \quad (25)$$

For the average transmission data rate in (13), we assumed the D2D pair is absent, hence, it is not affected by the noise in feedback channel of D2D pair. Therefore, the average transmission data rate can be written as

$$\bar{R}_S^C = \sum_{m=1}^{M-1} \sum_{m'=1}^{M-1} \Pr \left(h^{BC} \in \mathcal{R}_{m'}^{BC}, m' \rightarrow m, r^{BC}(m) \leq C^C(m/m') \right. \\ \left. , C^{BE}(m) \leq r^e(m) \right) r_S^{BC}(m), \quad (26)$$

where $r^e(m) = r^{BC}(m) - r_S^{BC}(m)$ and $C^{BE}(m) = \log(1 + h^{BE} p^{BC}(m))$ where we note that actually, the value of $C^{BE}(m)$ does not depend on m' . In (26), $m' \rightarrow m$ is the event that the feedbacked index m' is received as m . Here, we highlight that, in (26), $C^C(m/m')$ means that its value is given by (1) with $h^{BC} \in \mathcal{R}_{m'}^{BC}$ and $p^{BC}(m)$. Note that, here, in contrast to (13), we must include $r^{BC}(m) \leq C^C(m/m')$ in (26) because reliability outage can occur when the feedback is noisy.

From (1), we know that the event $r^{BC}(m) \leq C^C(m/m')$ occurs when $m \leq m'$. Therefore, (26) can be rewritten as follows:

$$\bar{R}_S^C = \sum_{m=1}^{M-1} \sum_{m'=m}^{M-1} \rho_{m,m'}^C \Pr \left(h^{BC} \in \mathcal{R}_{m'}^{BC}, \hat{C}^{BE}(m) \leq r^e(m) \right) r_S^{BC}(m). \quad (27)$$

The remaining steps are similar to those in obtaining probability terms in (13) in Appendix B, and hence omitted. However, as we assumed in (14) that both the cellular link and D2D pair transmit simultaneously, the cross effect of noisy feedback channel should be considered. In other words, given that the transmitted index m' was received as m by BS and the transmitted index n' was received as n by transmitter of D2D pair, the average data rate of D2D pair in the presence of cellular communication with noisy feedback channels is given by

$$\bar{R}^D = \sum_{m=1}^{M-1} \sum_{m'=1}^{M-1} \sum_{n=1}^{N-1} \sum_{n'=1}^{N-1} \Pr \left(h^{BC} \in \mathcal{R}_{m'}^{BC}, h^{DD} \in \mathcal{R}_{n'}^{DD}, \right. \\ \left. (m', n') \rightarrow (m, n), r^{DD}(n) \leq \hat{C}^D(m, n/n') \right) r^{DD}(n). \quad (28)$$

Note that, in (28), the value of $\hat{C}^D(m, n/n')$ does not depend on m' . In addition, the effect of noise in feedback channel of cellular link on the value of $\hat{C}^D(m, n/n')$ appears through the choice of transmit power level $p^{BC}(m)$ which affects the value of the effective channel gain $\hat{h}^{DD} = \frac{h^{DD}}{1 + h^{BD} p^{BC}(m)}$ with $h^{DD} \in \mathcal{R}_{n'}^{DD}$. Obtaining probability terms in (28) is similar to obtaining probability terms in (14) in Appendix C, and hence omitted.

Like (28), for the outage probabilities in (7), (8), (9), and (10), we should consider the cross effect of noisy feedback channels. If we consider the noisy feedback channel effect in the outage probability of cellular communication in the presence of D2D pair, we observe that given the feedback indices m' and n' were received by the corresponding receiver as m and n , respectively, BS uses the code word $(p^{BC}(m), r^{BC}(m), r_S^{BC}(m))$ while we have $h^{BC} \in \mathcal{R}_{m'}^{BC}$ and the

transmitter of D2D pair uses the code word $p^{\text{DD}}(n), r^{\text{DD}}(n)$ while we have $h^{\text{DD}} \in \mathcal{R}_{n'}^{\text{DD}}$. In this case, the outage probability is given by

$$P_{p^{\text{BC}}(m), r^{\text{BC}}(m), r_s^{\text{BC}}(m), p^{\text{DD}}(n), r^{\text{DD}}(n)}^{\text{outage}(m/m', n)} = 1 - P_{p^{\text{BC}}(m), r^{\text{BC}}(m), r_s^{\text{BC}}(m), p^{\text{DD}}(n), r^{\text{DD}}(n)}^{\text{success}(m/m', n)}, \quad (29)$$

where

$$P_{p^{\text{BC}}(m), r^{\text{BC}}(m), r_s^{\text{BC}}(m), p^{\text{DD}}(n), r^{\text{DD}}(n)}^{\text{success}(m/m', n)} = \Pr\left(r^{\text{BC}}(m) \leq \hat{C}^{\text{C}}(m/m', n), \hat{C}^{\text{BE}}(m, n) \leq r^{\text{BC}}(m) - r_s^{\text{BC}}(m)\right), \quad (30)$$

where $\hat{C}^{\text{C}}(m/m', n)$ is given by (3) with $\hat{h}^{\text{BC}} = \frac{h^{\text{BC}}}{1+h^{\text{BC}}p^{\text{DD}}(n)}$ and $h^{\text{BC}} \in \mathcal{R}_{m'}^{\text{BC}}$, and $\hat{C}^{\text{BE}}(m, n) = \log(1 + \hat{h}^{\text{BE}}p^{\text{BC}}(m))$ with $\hat{h}^{\text{BE}} = \frac{h^{\text{BE}}}{1+h^{\text{BE}}p^{\text{DD}}(n)}$. To obtain (30) one can follow the similar steps as those for (8) in Appendix A.

Using the above explanations, the outage probability for cellular communication when it uses the tuple $(p^{\text{BC}}(m), r^{\text{BC}}(m), r_s^{\text{BC}}(m))$ and under noisy feedback channel model, is given by

$$P_{p^{\text{BC}}(m), r^{\text{BC}}(m), r_s^{\text{BC}}(m)}^{\text{outage}(m/m')} = \sum_{n=1}^{N-1} \sum_{n'=1}^{N-1} \left(\rho_{n, n'}^{\text{D}} \Pr(h^{\text{DD}} \in \mathcal{R}_{n'}^{\text{DD}}) \times P_{p^{\text{BC}}(m), r^{\text{BC}}(m), r_s^{\text{BC}}(m), p^{\text{DD}}(n), r^{\text{DD}}(n)}^{\text{outage}(m/m', n)} \right), \quad (31)$$

and the outage probability of cellular link code book, i.e., \mathcal{C}^{BC} , is given by

$$P_{\mathcal{C}^{\text{BC}}}^{\text{outage}} = \sum_{m=1}^{M-1} \sum_{m'=1}^{M-1} \rho_{m, m'}^{\text{C}} \Pr(h^{\text{BC}} \in \mathcal{R}_{m'}^{\text{BC}}) P_{p^{\text{BC}}(m), r^{\text{BC}}(m), r_s^{\text{BC}}(m)}^{\text{outage}}. \quad (32)$$

To take the noisy feedback channel model into consideration, in the optimization problem (15a), we must use (24), (25), (26), (28), and (32).

VI. SIMULATION RESULTS

In this section, numerical results are presented to evaluate the performance of the proposed limited feedback scheme in a D2D communication through the simulations under various system parameters. The channel gain is an exponential random variable with the probability density function (PDF) given by

$$f(h) = \frac{1}{\sigma} \exp\left(-\frac{h}{\sigma}\right), \quad (33)$$

where σ can be used to model the average channel gain as $\sigma = s(\frac{d}{d_0})^{-\gamma}$ where d is the distance between the transmitter and the receiver, d_0 is the reference distance, γ is the amplitude path-loss exponent, and s characterizes the shadowing effect. The users are assumed to be uniformly distributed in a cell of radius 100 m. The small-scale channel fading is assumed to be Rayleigh distributed. The path-loss exponent is equal to 4, and the shadowing effect follows a log-normal distribution, i.e., $10 \log_{10}(s) \sim N(0, 8\text{dB})$. System parameters are equal to $P_{\text{D}}^{\text{max}} = 10$ dB, $P_{\text{C}}^{\text{max}} = 5$ dB, $P_{\text{outage}}^{\text{max}} = 0.1$, $R_{\text{Smin}}^{\text{C}} = 0.1$ bps/Hz, $q^{\text{C}} = q^{\text{D}} = 0.25$. We set the coefficients $c_1 = c_2 = 1.496$ and $w = 0.729$ for PSO algorithm and simulated for 1000 iterations.

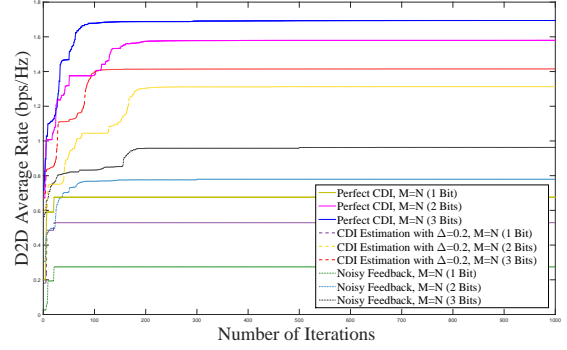


Fig. 2. Achieved average rate of D2D vs. number of iteration for PSO algorithm for different feedback bits as well as error free feedback, imperfect CDI and noisy feedback.

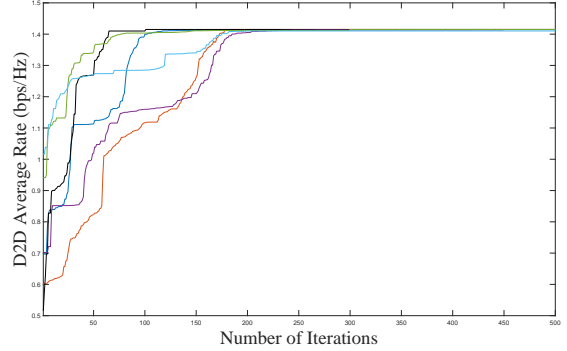


Fig. 3. Achieved average rate of D2D vs. number of iteration for PSO algorithm for different random initialization of particles. System parameters: $\Delta = 0.2$ and $M = N = 3$ bits.

A. Convergence

Fig. 2 shows the convergence of the algorithm. For the limited feedback scheme, we consider 1, 2, and 3 bits to display the results clearly. To demonstrate the performance of the proposed system, the results are obtained for non-noisy and noisy limited-feedback schemes for both the perfect and imperfect CDI. The PSO method, generally, does not guarantee to achieve global optimum for n-dimensional functions. It is difficult to prove and show mathematically that PSO can guarantee global optima in our problem. However, we have used different searches to show the reliability of the PSO in Fig. 3. As it is shown, with different random initialization of swarm of particles in the different part of problem space, all of the solutions converge to the same point.

B. The Effect of the System Parameters

In Fig. 4 and Fig. 5, the D2D average rate is plotted versus the maximum transmit power of D2D user ($P_{\text{D}}^{\text{max}}$) and the different number of BC and D2D feedback bits (M, N). In Fig. 4, the D2D average rate is studied for perfect CDI and parametric CDI estimation method as well as noisy feedback. Obviously with increasing $P_{\text{D}}^{\text{max}}$, the average rate of D2D increases due to increasing the feasibility set of the resource allocation problem with the relaxation of constraint on the transmit power of D2D user. As we can see, some curves are flattened when the D2D power constraint is increased. This is because the cellular rate constraint becomes the dominant factor in the optimization problem and D2D rate can not increase with increasing the transmit power. To study the effect of percent error of imperfect CDI, in Fig. 5 the D2D average rate is obtained for different errors. As it is shown, by increasing the error, the D2D achievable rate decreases.

Fig.6 describes the performance of D2D communication in terms of the maximum outage probability for cellular

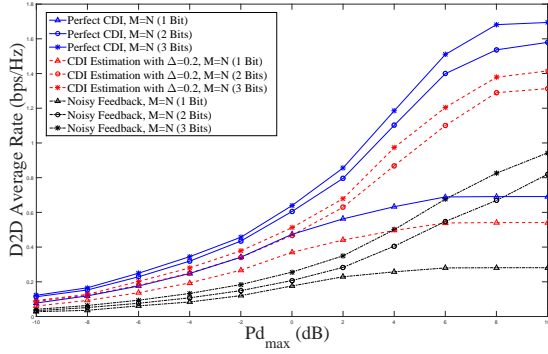


Fig. 4. Achieved average rate of D2D vs. P_D^{\max} , for different feedback bits as well as error free feedback, imperfect CDI and noisy feedback.

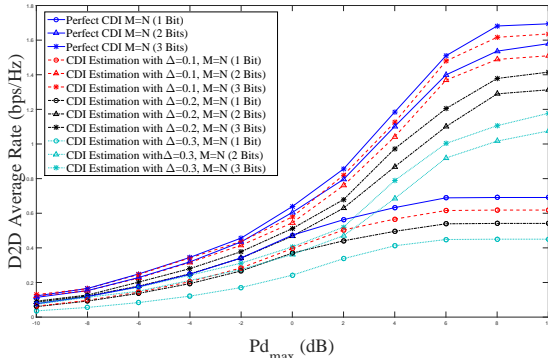


Fig. 5. Achieved average rate of D2D vs. P_D^{\max} , for parametric method and different Δ .

communication (P_{outage}^{\max}) and different number of feedback bits. As the maximum outage probability limit increases, the D2D average rate increases. Specifically, for smaller P_{outage}^{\max} , the overall D2D rate increases fairly rapidly. Hence, if the cellular communication can withstand slight secrecy outage probability, simultaneous D2D communication can be a great advantage. Similar to that of the previous case, the curves become flat since it is limited by D2D power constraint.

In Fig. 7, the effect of the minimum required secrecy rate of the cellular network $R_S^{C,\min}$ on the D2D rate is illustrated. Obviously, when the minimum secrecy rate of the cellular network increases, the operation of D2D communication is limited. Therefore, the D2D average rate is reduced.

In Fig. 8 the effect of q^C and q^D is studied. As it is shown, by growing the error probability, i.e. the quality of the feedback link degrades, we see the decline in the rate of D2D.

As it is seen in all figures, the increasing number of feedback bits results in the improvement of the D2D performance, and the average rate increases. Also, the results demonstrate that the performances of the limited-feedback scheme without noise have the better performance in comparison with the noisy case.

C. CDI Estimation Error

To check out the effect of CDI estimation on the performance of the system, $\frac{|\Delta r|}{r}$ is defined as the percent of the difference between the average rate of D2D obtained based on the perfect and estimated CDI.

Fig. 9 demonstrates $\frac{|\Delta r|}{r}$ as a function of the total number of users for different numbers of the nominal data where the number of outlier data is set to $\kappa = 10$. As the figure shows, for small L both KDE and RKDE methods perform very poor. As L grows, the performance of both methods improves, and

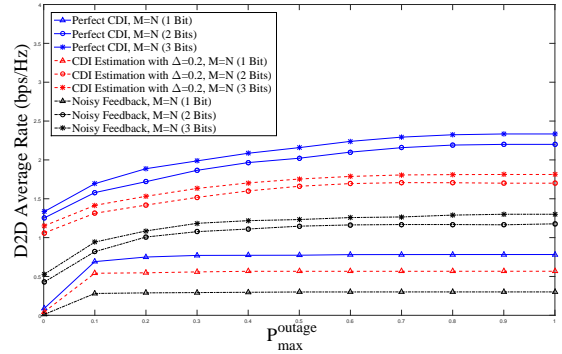


Fig. 6. Achieved average rate of D2D vs. P_{outage}^{\max} , for different feedback bits as well as error free feedback, imperfect CDI and noisy feedback.

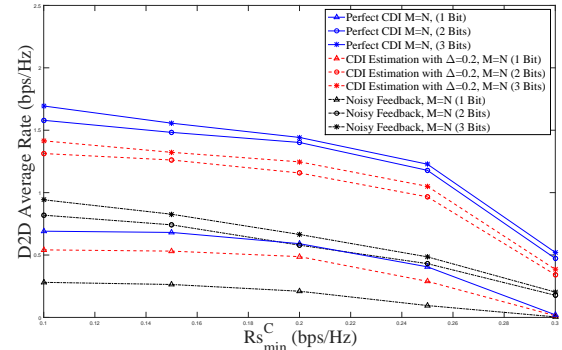


Fig. 7. Achieved average rate of D2D vs. minimum secrecy rate of cellular network; $R_S^{C,\min}$, for different feedback bits as well as error free feedback, imperfect CDI and noisy feedback.

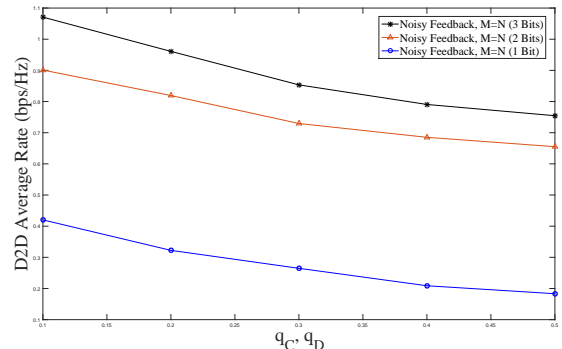


Fig. 8. Achieved average rate of D2D vs. cross over probabilities of the feedback channels; q^C, q^D for $M = N = 2$ bits.

for $L = 200$, the average rate obtained based on RKDE is very close to that of the perfect CDI case.

In Fig. 10, $\frac{|\Delta r|}{r}$ is plotted versus the number of feedback bits for the different number of outlier data κ where the number of nominal data is set to $L = 200$. As it is seen, the value of $\frac{|\Delta r|}{r}$ is close to zero for RKDE method with $\kappa = 10$. As κ grows, $\frac{|\Delta r|}{r}$ increases implying the divergence from the actual pdf. It is also observed that the value of $\frac{|\Delta r|}{r}$ for KDE is far away from zero and the performance degrades faster compared to that of RKDE as κ grows.

VII. CONCLUSIONS

In this paper, we studied a limited-feedback radio resource allocation problem for the D2D communication scenario underlying an existing cellular network with the objective of maximizing the D2D average rate subject to average users transmit power limitations, the average secrecy rate and outage probability threshold for the cellular network. Through the PSO algorithm, the appropriate code book for the channel

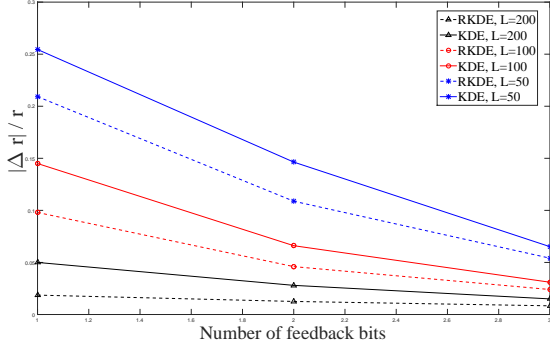


Fig. 9. The percent of difference between the average rate of D2D based on perfect and estimated CDI, $\frac{|\Delta r|}{r}$, vs. number of feedback bits, for KDE and RKDE, and different number of nominal data, L and $\kappa = 10$.

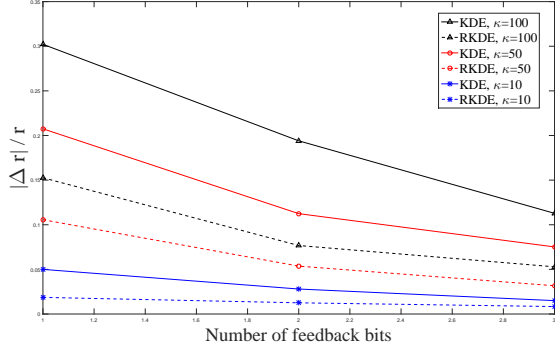


Fig. 10. The percent of difference between the average rate of D2D based on perfect and estimated CDI, $\frac{|\Delta r|}{r}$, vs. number of feedback bits, for KDE and RKDE, and different number of outlier data, κ and $L = 200$.

partitioning was designed. In addition, we solved the problem when the feedback channel is noisy. To investigate the effect of the CDI imperfectness on the performance, we applied both the parametric and non-parametric methods. Using simulations, we studied the impact of the system parameters, such as the maximum allowable transmit power of D2D user, the number of feedback bits, and the minimum secrecy rate of cellular network, on the achievable rate of D2D. As it was shown, by more feedback bits, better D2D performance can be achieved.

APPENDIX A FINDING OUTAGE PROBABILITY IN (7)

To compute the outage probability in (7), we should compute the success probability in (8). Note that, we have $h^{BC} \in \mathcal{R}_m^{BC} = [\tilde{h}^{BC}(m), \tilde{h}^{BC}(m+1)]$ and $h^{DD} \in \mathcal{R}_n^{DD} = [\tilde{h}^{DD}(n), \tilde{h}^{DD}(n+1)]$. The success probability can be written as follows

$$\begin{aligned}
 & P_{p^{BC}(m), r^{BC}(m), r_S^{BC}(m), p^{DD}(n), r^{DD}(n)}^{\text{success}}} \\
 &= \Pr \left(r^{BC}(m) \leq \hat{C}^C(m, n), \hat{C}^{BE}(m, n) \leq r^e(m) \right) \\
 &= \Pr \left(\tilde{h}^{BC}(m) \leq \hat{h}^{BC}, \hat{h}^{BE} \leq 2^{r^e(m)} - 1 \right) \\
 &= \Pr \left(\tilde{h}^{BC}(m) \leq \hat{h}^{BC} \right) \Pr \left(\hat{h}^{BE} \leq 2^{r^e(m)} - 1 \right) \\
 &= \left(1 - F_{\hat{h}^{BC}}^{m, n}(\tilde{h}^{BC}(m)) \right) F_{\hat{h}^{BE}}^n(2^{r^e(m)} - 1), \quad (\text{A.1})
 \end{aligned}$$

where $\hat{h}^{BC} = \frac{h^{BC}}{1+h^{DC}p^{DD}(n)}$ depends on m and n , $\hat{h}^{BE} = \frac{h^{BE}}{1+h^{BE}p^{DD}(n)}$ depends on n , and the variables \hat{h}^{BC} and \hat{h}^{BE}

are independent and hence the product term in (A.1) follows. Note that in the above equations, we have implicitly assumed that $h^{BC} \in \mathcal{R}_m^{BC}$ and $h^{DD} \in \mathcal{R}_n^{DD}$ meaning that the above probability is a conditional probability.

To compute (A.1), we need to find PDFs of \hat{h}^{BC} and \hat{h}^{BE} . The CDF of \hat{h}^{BC} can be computed as follows:

$$\begin{aligned}
 F_{\hat{h}^{BC}}^{m, n}(x) &= \Pr \left(\hat{h}^{BC} \leq x | h^{BC} \in \mathcal{R}_m^{BC}, h^{DD} \in \mathcal{R}_n^{DD} \right) \\
 &= \Pr \left(\frac{h^{BC}}{1+h^{DC}p^{DD}(n)} \leq x | h^{BC} \in \mathcal{R}_m^{BC}, h^{DD} \in \mathcal{R}_n^{DD} \right) \\
 &= \Pr \left(h^{BC} \leq (1+h^{DC}p^{DD}(n))x | h^{BC} \in \mathcal{R}_m^{BC}, h^{DD} \in \mathcal{R}_n^{DD} \right) \\
 &= \begin{cases} \Pr \left(h^{BC} \leq x | h^{BC} \in \mathcal{R}_m^{BC}, h^{DD} \in \mathcal{R}_n^{DD} \right) & \text{if } n = 0, \\ \Pr \left(\frac{h^{BC}}{p^{DD}(n)} - 1 \leq h^{DC} | h^{BC} \in \mathcal{R}_m^{BC}, h^{DD} \in \mathcal{R}_n^{DD} \right) & \text{if } n \neq 0. \end{cases} \quad (\text{A.2})
 \end{aligned}$$

In (A.2), for the cases $n = 0$ and $n \neq 0$, respectively, we have the followings:

$$\begin{aligned}
 F_{\hat{h}^{BC}}^{m, 0}(x) &= \frac{\Pr \left(h^{BC} \leq x, h^{BC} \in \mathcal{R}_m^{BC} \right)}{\Pr \left(h^{BC} \in \mathcal{R}_m^{BC} \right)} = \frac{1}{\Pr \left(h^{BC} \in \mathcal{R}_m^{BC} \right)} \\
 &\times \int_{\tilde{h}^{BC}(m)}^x f_{h^{BC}}(h^{BC}) dh^{BC}, \text{ if } \tilde{h}^{BC}(m) \leq x \leq \tilde{h}^{BC}(m+1), \quad (\text{A.3})
 \end{aligned}$$

$$\begin{aligned}
 F_{\hat{h}^{BC}}^{m, n}(x) &= \frac{\Pr \left(\frac{h^{BC}}{p^{DD}(n)} - 1 \leq h^{DC}, h^{BC} \in \mathcal{R}_m^{BC} \right)}{\Pr \left(h^{BC} \in \mathcal{R}_m^{BC} \right)} = \frac{1}{\Pr \left(h^{BC} \in \mathcal{R}_m^{BC} \right)} \\
 &\times \int_{\tilde{h}^{BC}(m)}^{\tilde{h}^{BC}(m+1)} \int_{\frac{h^{BC}}{p^{DD}(n)} - 1}^{\infty} f_{h^{DC}}(h^{DC}) f_{h^{BC}}(h^{BC}) dh^{DC} dh^{BC}, \\
 &\text{if } 0 < x \leq \tilde{h}^{BC}(m+1). \quad (\text{A.4})
 \end{aligned}$$

The CDF of \hat{h}^{BE} is given by

$$F_{\hat{h}^{BE}}^n(x) = 1 - \frac{\bar{h}^{BE}}{\bar{h}^{BE} + \bar{h}^{DE}p^{DD}(n)x} \exp \left(-\frac{x}{\bar{h}^{BE}} \right), \quad \text{if } 0 \leq x < \infty. \quad (\text{A.5})$$

Finally, we will have the following:

$$\begin{aligned}
 P_{C^{BC}}^{\text{outage}} &= \sum_{n=1}^{N-1} \sum_{m=1}^{M-1} \Pr \left(h^{DD} \in [\tilde{h}^{DD}(n), \tilde{h}^{DD}(n+1)] \right) \\
 &\times \Pr \left(h^{BC} \in [h^{BC}(m), h^{BC}(m+1)] \right) \\
 &\times P_{p^{BC}(m), r^{BC}(m), r_S^{BC}(m), p^{DD}(n), r^{DD}(n)}^{\text{success}}. \quad (\text{A.6})
 \end{aligned}$$

APPENDIX B FINDING SUCCESS PROBABILITY IN (13)

To obtain the success probability in (13), i.e., $\Pr \left(h^{BC} \in \mathcal{R}_m^{BC}, r_S^{BC}(m) \leq C_S^C(m) \right)$, we first define new random variables $x_m = 1 + h^{BC}p^{BC}(m)$ and $y_m = 1 + h^{BE}p^{BC}(m)$ with

respective distributions $f_{x_m}(x_m) = \frac{1}{p^{\text{BC}}(m)} f_{h^{\text{BC}}}\left(\frac{x_m-1}{p^{\text{BC}}(m)}\right)$ and

$f_{y_m}(y_m) = \frac{1}{p^{\text{BC}}(m)} f_{h^{\text{BE}}}\left(\frac{y_m-1}{p^{\text{BC}}(m)}\right)$. Therefore, we have

$$\begin{aligned} & \Pr\left(r_s^{\text{BC}}(m) \leq C_s^{\text{C}}(m), h^{\text{BC}} \in \mathcal{R}_m^{\text{BC}}\right) \\ &= \Pr\left(y_m \leq 2^{-r_s^{\text{BC}}(m)} x_m, h^{\text{BC}} \in \mathcal{R}_m^{\text{BC}}\right) \\ &= \int_{1+\tilde{h}^{\text{BC}}(m)p^{\text{BC}}(m)}^{1+\tilde{h}^{\text{BC}}(m+1)p^{\text{BC}}(m)} \int_1^{2^{-r_s^{\text{BC}}(m)} x_m} f_{y_m}(y_m) f_{x_m}(x_m) dy_m dx_m. \end{aligned} \quad (\text{B.1})$$

APPENDIX C FINDING SUCCESS PROBABILITY IN (14)

To obtain the success probability in (14), i.e., $\Pr\left(h^{\text{BC}} \in \mathcal{R}_m^{\text{BC}}, h^{\text{DD}} \in \mathcal{R}_n^{\text{DD}}, r^{\text{DD}}(n) \leq \hat{C}^{\text{D}}(n)\right)$, first, we introduce the cumulative distribution function of h , which is equal to $F_m^h(x) = 1 - e^{-\frac{x}{h}}$ and

$$G_m^h = F_m^h(\tilde{h}(m+1)) - F_m^h(\tilde{h}(m)) = e^{-\frac{\tilde{h}(m)}{h}} - e^{-\frac{\tilde{h}(m+1)}{h}}, \quad (\text{C.1})$$

which is the probability that h falls into the region of $[\tilde{h}(m), \tilde{h}(m+1))$. Therefore, for h^{BC} we have the following:

$$\begin{aligned} G_m^{h^{\text{BC}}} &= F_m^{h^{\text{BC}}}(\tilde{h}^{\text{BC}}(m+1)) - F_m^{h^{\text{BC}}}(\tilde{h}^{\text{BC}}(m)) \\ &= e^{-\frac{\tilde{h}^{\text{BC}}(m)}{h^{\text{BC}}}} - e^{-\frac{\tilde{h}^{\text{BC}}(m+1)}{h^{\text{BC}}}}. \end{aligned} \quad (\text{C.2})$$

Then, we have the following:

$$\begin{aligned} & \Pr\left(h^{\text{BC}} \in \mathcal{R}_m^{\text{BC}}, h^{\text{DD}} \in \mathcal{R}_n^{\text{DD}}, r^{\text{DD}}(n) \leq \hat{C}^{\text{D}}(n)\right) \\ &= G_m^{h^{\text{BC}}} \Pr\left(h^{\text{DD}} \in \mathcal{R}_n^{\text{DD}}, \tilde{h}^{\text{DD}}(n) \leq \hat{h}^{\text{DD}}\right), \end{aligned} \quad (\text{C.3})$$

and given that $\hat{h}^{\text{DD}} = \frac{h^{\text{DD}}}{1+\tilde{h}^{\text{DD}}p^{\text{BC}}(m)}$, we will have the following:

$$\begin{aligned} & \Pr\left(\tilde{h}^{\text{DD}}(n) \leq \hat{h}^{\text{DD}}, h^{\text{DD}} \in \mathcal{R}_n^{\text{DD}}\right) \\ &= \Pr\left(0 \leq h^{\text{DD}} \leq \frac{\left(\frac{h^{\text{DD}}}{\tilde{h}^{\text{DD}}(n)} - 1\right)}{p^{\text{BC}}(m)}, h^{\text{DD}} \in \mathcal{R}_n^{\text{DD}}\right) \\ &= \int_{\tilde{h}^{\text{DD}}(n)}^{\tilde{h}^{\text{DD}}(n+1)} \left[1 - e^{-\frac{\left(\frac{h^{\text{DD}}}{\tilde{h}^{\text{DD}}(n)} - 1\right)}{\tilde{h}^{\text{DD}}(n)p^{\text{BC}}(m)}}\right] \frac{1}{\tilde{h}^{\text{DD}}(n)} e^{-\frac{h^{\text{DD}}}{\tilde{h}^{\text{DD}}(n)}} dh^{\text{DD}}. \end{aligned} \quad (\text{C.4})$$

Finally, the success probability in (14) is equal to:

$$\begin{aligned} & \Pr\left(h^{\text{BC}} \in \mathcal{R}_m^{\text{BC}}, h^{\text{DD}} \in \mathcal{R}_n^{\text{DD}}, r^{\text{DD}}(n) \leq \hat{C}^{\text{D}}(n)\right) \\ &= G_m^{h^{\text{BC}}} \int_{\tilde{h}^{\text{DD}}(n)}^{\tilde{h}^{\text{DD}}(n+1)} \left[1 - e^{-\frac{\left(\frac{h^{\text{DD}}}{\tilde{h}^{\text{DD}}(n)} - 1\right)}{\tilde{h}^{\text{DD}}(n)p^{\text{BC}}(m)}}\right] \frac{1}{\tilde{h}^{\text{DD}}(n)} e^{-\frac{h^{\text{DD}}}{\tilde{h}^{\text{DD}}(n)}} dh^{\text{DD}}. \end{aligned} \quad (\text{C.5})$$

REFERENCES

- [1] M. N. Tehrani, M. Uysal, and H. Yanikomeroglu, "Device-to-device communication in 5G cellular networks: challenges, solutions, and future directions," *IEEE Commun. Mag.*, vol. 52, no. 5, pp. 86–92, May 2014.
- [2] J. Qiao, X. Shen, J. W. Mark, Q. Shen, Y. He, and L. Lei, "Enabling device-to-device communications in millimeter-wave 5G cellular networks," *IEEE Commun. Mag.*, vol. 53, no. 1, pp. 209–215, Jan. 2015.
- [3] G. Yu, L. Xu, D. Feng, R. Yin, G. Y. Li, and Y. Jiang, "Joint mode selection and resource allocation for device-to-device communications," *IEEE Trans. Wireless Commun.*, vol. 62, no. 11, pp. 3814–3824, Nov. 2014.
- [4] D. Feng, L. Lu, Y. Yuan-Wu, G. Li, G. Feng, and S. Li, "Device-to-device communications underlying cellular networks," *IEEE Trans. Commun.*, vol. 61, no. 8, pp. 3541–3551, Aug. 2013.
- [5] D. Zhu, J. Wang, A. Swindlehurst, and C. Zhao, "Downlink resource reuse for device-to-device communications underlying cellular networks," *IEEE Signal Process. Lett.*, vol. 21, no. 5, pp. 531–534, May 2014.
- [6] M. Peng, Y. Li, T. Quek, and C. Wang, "Device-to-device underlaid cellular networks under rician fading channels," *IEEE Trans. Wireless Commun.*, vol. 13, no. 8, pp. 4247–4259, Aug. 2014.
- [7] Z. Cheng, N. Devroye, and T. Liu, "The degrees of freedom of full-duplex bidirectional interference networks with and without a MIMO relay," *IEEE Trans. Wireless Commun.*, vol. 15, no. 4, pp. 2912–2924, Apr. 2016.
- [8] S. A. Ayoughi and W. Yu, "Optimized MIMO transmission and compression for interference mitigation with cooperative relay," in *Proc. IEEE Int. Conf. Commun. (ICC)*, June 2015, pp. 4321–4326.
- [9] R. A. Tannious and A. Nosratinia, "Relay-assisted interference network: Degrees of freedom," *IEEE Trans. Inf. Theory*, vol. 58, no. 6, pp. 3780–3786, June 2012.
- [10] W. Oduola, X. Li, L. Qian, and Z. Han, "Power control for device-to-device communications as an underlay to cellular system," in *Proc. IEEE Int. Conf. Commun. (ICC)*, June 2014, pp. 5257–5262.
- [11] S. Shalmashi, G. Miao, and S. Ben Slimane, "Interference management for multiple device-to-device communications underlying cellular networks," in *Proc. IEEE Int. Symp. Personal Indoor and Mobile Radio Commun. (PIMRC)*, Sept. 2013, pp. 223–227.
- [12] Q. Duong, Y. Shin, and O.-S. Shin, "Resource allocation scheme for device-to-device communications underlying cellular networks," in *Proc. Int. Conf. Comput., Manag. and Telecommunications (ComMan-Tel)*, Jan. 2013, pp. 66–69.
- [13] Y. Liu and S. Feng, "Interference pricing for device-to-device communications," in *Proc. IEEE Int. Conf. Commun. (ICC)*, June 2014, pp. 5239–5244.
- [14] F. Alavi, N. Mokari, and H. Saeedi, "Secure resource allocation in OFDMA-based cognitive radio networks with two-way relays," in *23rd Iranian Conference on Electrical Engineering*, May 2015, pp. 171–176.
- [15] K. Cumanan, Z. Ding, B. Sharif, G. Y. Tian, and K. K. Leung, "Secrecy rate optimizations for a MIMO secrecy channel with a multiple-antenna eavesdropper," *IEEE Trans. Veh. Technol.*, vol. 63, no. 4, pp. 1678–1690, May 2014.
- [16] Z. Chu, K. Cumanan, M. Xu, and Z. Ding, "Robust secrecy rate optimisations for multiuser multiple-input-single-output channel with device-to-device communications," *IET Communications*, vol. 9, no. 3, pp. 396–403, 2015.
- [17] K. Cumanan, Z. Ding, M. Xu, and H. V. Poor, "Secrecy rate optimization for secure multicast communications," *IEEE J. Sel. Topics Signal Process.*, vol. 10, no. 8, pp. 1417–1432, Dec. 2016.
- [18] F. Alavi and H. Saeedi, "Radio resource allocation to provide physical layer security in relay-assisted cognitive radio networks," *IET Communications*, vol. 9, no. 17, pp. 2124–2130, 2015.
- [19] K. Cumanan, H. Xing, P. Xu, G. Zheng, X. Dai, A. Nallanathan, Z. Ding, and G. K. Karagiannidis, "Physical layer security jamming: Theoretical limits and practical designs in wireless networks," *IEEE Access*, vol. 5, pp. 3603–3611, Oct. 2016.
- [20] K. Cumanan, G. C. Alexandropoulos, Z. Ding, and G. K. Karagiannidis, "Secure communications with cooperative jamming: Optimal power allocation and secrecy outage analysis," *IEEE Trans. Veh. Technol.*, vol. PP, no. 99, pp. 1–1, July 2016.
- [21] J. Yue, C. Ma, H. Yu, and W. Zhou, "Secrecy-based access control for device-to-device communication underlying cellular networks," *IEEE Commun. Lett.*, vol. 17, no. 11, pp. 2068–2071, Nov. 2013.
- [22] A. D. Wyner, "The wire-tap channel," *Bell System Technical Journal*, vol. 54, pp. 1355–1387, 1975.
- [23] Q. Cui, H. Wang, P. Hu, X. Tao, P. Zhang, J. Hamalainen, and L. Xia, "Evolution of limited-feedback comp systems from 4G to 5G: Comp features and limited-feedback approaches," *IEEE Veh. Technol. Mag.*, vol. 9, no. 3, pp. 94–103, Sept. 2014.
- [24] N. Mokari, F. Alavi, S. Parsaeefard, and T. Le-Ngoc, "Limited-feedback resource allocation in heterogeneous cellular networks," *IEEE Trans. Veh. Technol.*, vol. 65, no. 4, pp. 2509–2521, Apr. 2016.
- [25] D. Feng, L. Lu, Y. Yuan-Wu, G. Li, G. Feng, and S. Li, "User selection based on limited feedback in device-to-device communications," in *Proc. IEEE Int. Symp. Personal Indoor and Mobile Radio Commun. (PIMRC)*, Sept. 2013, pp. 2851–2855.

- [26] J. Kennedy, R. Eberhart, and Y. Shi, "Swarm intelligence," in *Morgan Kaufmann, San Francisco*, 2001.
- [27] J. J. Liang, A. K. Qin, P. N. Suganthan, and S. Baskar, "Comprehensive learning particle swarm optimizer for global optimization of multimodal functions," *IEEE Trans. Evol. Comput.*, vol. 10, no. 3, pp. 281–295, June 2006.
- [28] Y. del Valle, G. K. Venayagamoorthy, S. Mohagheghi, J. C. Hernandez, and R. G. Harley, "Particle swarm optimization: Basic concepts, variants and applications in power systems," *IEEE Trans. Evol. Comput.*, vol. 12, no. 2, pp. 171–195, Apr. 2008.
- [29] R. Eberhart and J. Kennedy, "A new optimizer using particle swarm theory," in *Proc. Int. Symp. Micro Machine and Human Science (MHS)*, Oct. 1995, pp. 39–43.
- [30] M. R. Javan, N. Mokari, F. Alavi, and A. Rahmati, "Resource allocation in decode-and-forward cooperative communication networks with limited rate feedback channel," *IEEE Trans. Veh. Technol.*, vol. 66, no. 1, pp. 256–267, Jan. 2017.
- [31] A. G. Marques, G. B. Giannakis, F. F. Digham, and F. J. Ramos, "Power-efficient wireless OFDMA using limited-rate feedback," *IEEE Trans. Wireless Commun.*, vol. 7, no. 2, pp. 685–696, Feb. 2008.
- [32] M. R. Abedi, N. Mokari, M. R. Javan, and H. Yanikomeroglu, "Limited rate feedback scheme for resource allocation in secure relay-assisted OFDMA networks," *IEEE Trans. Wireless Commun.*, vol. 15, no. 4, pp. 2604–2618, Apr. 2016.
- [33] A. Asadi, Q. Wang, and V. Mancuso, "A survey on device-to-device communication in cellular networks," *IEEE Commun. Surveys Tuts.*, vol. 16, no. 4, pp. 1801–1819, 2014.
- [34] K. Doppler, M. P. Rinne, P. Janis, C. Ribeiro, and K. Hugl, "Device-to-device communication; functional prospects for LTE-advanced networks," in *Proc. IEEE Int. Conf. Commun. Workshops*, June 2009, pp. 1–6.
- [35] P. Janis, V. Koivunen, C. Ribeiro, J. Korhonen, K. Doppler, and K. Hugl, "Interference-aware resource allocation for device-to-device radio underlying cellular networks," in *Proc. IEEE Veh. Technol. Conf. (VTC)*, Apr. 2009, pp. 1–5.
- [36] L. Wang and G. L. Stuber, "Pairing for resource sharing in cellular device-to-device underlays," *IEEE Network*, vol. 30, no. 2, pp. 122–128, Mar. 2016.
- [37] L. Wang, H. Tang, and M. Čierny, "Device-to-device link admission policy based on social interaction information," *IEEE Trans. Veh. Technol.*, vol. 64, no. 9, pp. 4180–4186, Sept. 2015.
- [38] J. Han, Q. Cui, C. Yang, and X. Tao, "Bipartite matching approach to optimal resource allocation in device to device underlying cellular network," *Electronics Letters*, vol. 50, no. 3, pp. 212–214, Jan. 2014.
- [39] T. M. Cover and J. Thomas, *Elements of Information Theory*, 2nd ed. New York: Wiley, 2006.
- [40] I. Ioannou, C. D. Charalambous, and S. Loyka, "Outage probability under channel distribution uncertainty," *IEEE Trans. Inf. Theory*, vol. 58, no. 11, pp. 6825–6838, Nov. 2012.
- [41] S. Gong, P. Wang, Y. Liu, and W. Zhuang, "Robust power control with distribution uncertainty in cognitive radio networks," *IEEE J. Sel. Areas Commun.*, vol. 31, no. 11, pp. 2397–2408, Nov. 2013.
- [42] H. Li, B. Hu, C. Chen, X. Guan, and C. Hua, "Relay selection for peer-to-peer cooperative OFDMA with channel distribution uncertainty," *To Appear in Peer-to-Peer Networking and Applications*, 2014.
- [43] J. Kim and C. Scott, " L_2 kernel classification," *IEEE Trans. Pattern Analysis and Machine Intelligence*, vol. 32, no. 10, pp. 1822–1831, 2010.
- [44] N. Mokari, M. Abedi, H. Saeedi, and P. Azmi, "Ergodic radio resource allocation based on imperfect channel distribution information," in *Proc. IEEE Wireless Commun. and Networking Conf. (WCNC)*, Apr. 2014, pp. 1438–1443.
- [45] S. Ekbatani, F. Etemadi, and H. Jafarkhani, "Throughput maximization over slowly fading channels using quantized and erroneous feedback," *IEEE Trans. Commun.*, vol. 57, no. 9, pp. 2528–2533, Sept. 2009.
- [46] Y. Y. He and S. Dey, "Power allocation in spectrum sharing cognitive radio networks with quantized channel information," *IEEE Trans. Commun.*, vol. 59, no. 6, pp. 1644–1656, June 2011.
- [47] N. Mokari, P. Azmi, and H. Saeedi, "Quantized ergodic radio resource allocation in OFDMA-based cognitive DF relay-assisted networks," *IEEE Trans. Wireless Commun.*, vol. 12, no. 10, pp. 5110–5123, Oct. 2013.
- [48] M. Dashti, N. Mokari, and K. Navaie, "Uplink radio resource allocation in AF and DF relay-assisted networks with limited rate feedback," *IEEE Trans. Veh. Technol.*, vol. 64, no. 7, pp. 3056–3074, July 2015.



Faezeh Alavi (S'12) received her B.Sc. degree from Shahid Beheshti University, Tehran, Iran, and her M.Sc. degree from Tarbiat Modares University, Tehran, Iran, both in Electrical Engineering in 2011 and 2013, respectively. She is currently working toward the PhD degree in the Department of Electronics, University of York, York, U.K. She was also with the communication research group at Iran Telecommunication Research Center (ITRC), Tehran, Iran, in 2015. Her current research interests include non-orthogonal multiple access (NOMA), physical layer security, convex optimization techniques, and resource allocation in wireless networks.



Nader Mokari completed his PhD studies in electrical Engineering at Tarbiat Modares University, Tehran, Iran in 2014. He joined the Department of Electrical and Computer Engineering, Tarbiat Modares University as an assistant professor in October 2015. He was also involved in a number of large scale network design and consulting projects in the telecom industry. He has also been a technical program committee member of some international conferences. His research interests include design, analysis, and optimization of communications networks.



Mohammad R. Javan (S'10, M'2014) received his B.Sc. degree from Shahid Beheshti University, Tehran, Iran, and his M.Sc. degrees from Sharif University of Technology, Tehran, Iran, and his Ph.D. degree from Tarbiat Modares University, Tehran, Iran, all in Electrical Engineering in 2003, 2006, and 2013, respectively. At present, he is a faculty member of department of electrical engineering, Shahrood University, Shahrood, Iran. His research interests include design and analysis of wireless communication networks with emphasis on the application of optimization theory.



Kanapathippillai Cumanan (M'10) received the B.Sc. (Hons.) degree in electrical and electronic engineering from the University of Peradeniya, Sri Lanka, in 2006, and the Ph.D. degree in signal processing for wireless communications from Loughborough University, Loughborough, U.K., in 2009. He is currently a Lecturer with the Department of Electronics, University of York, U.K. He was with the School of Electronic, Electrical and System Engineering, Loughborough University, U.K. He was a Teaching Assistant with the Department of Electrical and Electronic Engineering, University of Peradeniya, Sri Lanka, in 2006. In 2011, he was an Academic Visitor with the Department of Electrical and Computer Engineering, National University of Singapore, Singapore. He was a Research Associate with the School of Electrical and Electronic Engineering, Newcastle University, U.K., from 2012 to 2014. His research interests include non-orthogonal multiple access (NOMA), massive MIMO, physical layer security, cognitive radio networks, relay networks, convex optimization techniques, and resource allocation techniques.

Dr. Cumanan was a recipient of an Overseas Research Student Award Scheme from Cardiff University, Wales, U.K., where he was a Research Student from 2006 to 2007.