



Deposited via The University of Sheffield.

White Rose Research Online URL for this paper:

<https://eprints.whiterose.ac.uk/id/eprint/112565/>

Version: Accepted Version

Article:

Rebassa-Mansergas, A., Parsons, S.G., García-Berro, E. et al. (2017) Orbital periods and component masses of three double white dwarfs. *Monthly Notices of the Royal Astronomical Society*, 466 (2). pp. 1575-1581. ISSN: 0035-8711

<https://doi.org/10.1093/mnras/stw3155>

Reuse

Items deposited in White Rose Research Online are protected by copyright, with all rights reserved unless indicated otherwise. They may be downloaded and/or printed for private study, or other acts as permitted by national copyright laws. The publisher or other rights holders may allow further reproduction and re-use of the full text version. This is indicated by the licence information on the White Rose Research Online record for the item.

Takedown

If you consider content in White Rose Research Online to be in breach of UK law, please notify us by emailing eprints@whiterose.ac.uk including the URL of the record and the reason for the withdrawal request.

Orbital periods and component masses of three double white dwarfs

A. Rebassa-Mansergas^{1,2}, S.G. Parsons³, E. García-Berro^{1,2}, B.T. Gänsicke⁴,
M.R. Schreiber^{5,6}, M. Rybicka⁷, D. Koester⁸

¹ *Departament de Física, Universitat Politècnica de Catalunya, c/Esteve Terrades 5, 08860 Castelldefels, Spain*

² *Institute for Space Studies of Catalonia, c/Gran Capità 2–4, Edif. Nexus 201, 08034 Barcelona, Spain*

³ *Department of Physics & Astronomy, University of Sheffield, Sheffield S3 7RH, UK*

⁴ *Department of Physics, University of Warwick, Coventry CV4 7AL, UK*

⁵ *Instituto de Física y Astronomía, Universidad de Valparaíso, Avenida Gran Bretaña 1111, Valparaíso, Chile*

⁶ *Millennium Nucleus “Protoplanetary Disks in ALMA Early Science”, Universidad de Valparaíso, Avenida Gran Bretaña 1111, Valparaíso, Chile*

⁷ *Copernicus Astronomical Center, Warszawa, Poland*

⁸ *Institut für Theoretische Physik und Astrophysik, University of Kiel, 24098 Kiel, Germany*

Accepted 2016. Received 2016; in original form 2016

ABSTRACT

The merger of close double white dwarfs (CDWDs) is one of the favourite evolutionary channels for producing Type Ia supernovae (SN Ia). Unfortunately, current theories of the evolution and formation of CDWDs are still poorly constrained and have several serious uncertainties, which affect the predicted SN Ia rates. Moreover, current observational constraints on this evolutionary pathway for SN Ia mainly rely on only 18 double-lined and/or eclipsing CDWDs with measured orbital and stellar parameters for both white dwarfs. In this paper we present the orbital periods and the individual masses of three new double-lined CDWDs, derived using a new method. This method employs mass ratios, the H α core ratios and spectral model-fitting to constrain the masses of the components of the pair. The three CDWDs are WD0028–474 ($P_{\text{orb}}=9.350 \pm 0.007$ hours, $M_1 = 0.60 \pm 0.06 M_{\odot}$, $M_2 = 0.45 \pm 0.04 M_{\odot}$), HE0410–1137 ($P_{\text{orb}}= 12.208 \pm 0.008$ hours, $M_1 = 0.51 \pm 0.04 M_{\odot}$, $M_2 = 0.39 \pm 0.03 M_{\odot}$) and SDSSJ031813.25–010711.7 ($P_{\text{orb}}= 45.908 \pm 0.006$ hours, among the longest period systems, $M_1 = 0.40 \pm 0.05 M_{\odot}$, $M_2 = 0.49 \pm 0.05 M_{\odot}$). While the three systems studied here will merge in timescales longer than the Hubble time and are expected to become single massive ($\gtrsim 0.9 M_{\odot}$) white dwarfs rather than exploding as SN Ia, increasing the small sample of CDWDs with determined stellar parameters is crucial for a better overall understanding of their evolution.

Key words: (stars:) white dwarfs; (stars:) binaries: spectroscopic

1 INTRODUCTION

Close double white dwarfs (CDWDs) are close compact binary stars composed of two white dwarfs. CDWDs are of outstanding importance in the general astrophysical context. First, they are the most common type of close compact binary stars in the Galaxy and since their orbital separations continuously decrease through the emission of gravitational waves, they are likely to determine the background noise level of future space-based gravitational wave interferometers, such as LISA (Hils et al. 1990; Ruiter et al. 2010; Marsh 2011). In addition, angular momentum loss through the emission of gravitational waves eventually leads to the merger of the two white dwarfs. If the resulting mass of the merger is $\gtrsim 1.4 M_{\odot}$, then this event is expected to

lead to a Type Ia supernovae explosion (Di Stefano 2010; Toonen et al. 2012; Rebassa-Mansergas et al. 2015). However, currently we do not fully understand how CDWDs form. Thus, predicting the merger rates of CDWDs, or understanding their parameter distributions, or assessing the number of gravitational wave sources are problems that are still affected by serious uncertainties.

The standard scenario for the formation of CDWDs predicts that they are the descendants of main sequence binaries that evolve through two common envelope (CE) episodes (Webbink 2008). The first CE episode occurs when the initially more massive main sequence star evolves into a red giant and overfills its Roche-lobe. Dynamically unstable mass transfer from the giant onto the main sequence companion makes it to also fill its Roche lobe. Thus, both the core of

the giant and the main sequence companion orbit inside an envelope that is composed mainly by the outer layers of the giant star. Within the CE, drag forces lead to a significant shrinkage of the orbit and the release of orbital energy eventually ejects the envelope, leaving behind a post-CE binary containing a white dwarf and a main sequence companion. The second CE phase begins when the latter evolves into a red giant, producing a CDWD with a typical orbital period of hours to days.

Even though the standard formation scenario of CDWDs was proposed about three decades ago (Webbink 1984), population synthesis models of CDWDs are still far from being able to reproduce essential characteristics of the observed population (e.g. Nelemans et al. 2000; Nelemans & Tout 2005; Toonen et al. 2012). This is mostly because the CE phase involves a large number of hydrodynamic and thermodynamic processes acting over very wide ranges in time and length scales. Consequently the CE is commonly described by simple parametrized models (Iben & Livio 1993; Zuo & Li 2014). To make things worse, it recently turned out to be unclear whether CDWDs are formed through two CE episodes or by one process of stable conservative mass transfer followed by a CE phase (Woods et al. 2012).

Observationally, recent surveys such as the Sloan Digital Sky Survey (SDSS) or the SN Ia Progenitor Survey (SPY) have allowed the identification of large numbers of CDWDs that have been used to constrain SN Ia formation channels (Napiwotzki et al. 2007; Badenes & Maoz 2012; Maoz & Hallakoun 2016). However, these studies rely on Monte Carlo simulations aimed at reproducing the observational data, which suffer from the uncertainties above outlined. Hence, the only way forward is to directly measure the orbital periods and two component masses of a large sample of CDWDs, which allows obtaining direct constraints on their past evolution, and to thus provide the much needed observational input to test the theoretical models (Nelemans & Tout 2005; van der Sluys et al. 2006; Woods et al. 2012). This is only possible when analysing double-lined CDWDs, which allows measuring the semi-amplitude velocities of the two components and hence provide a direct measure of the mass ratio (e.g. Moran et al. 1997; Napiwotzki et al. 2002), or eclipsing systems, which allow measuring the component masses through the analysis of the observed light curves (e.g. Steinfadt et al. 2010; Parsons et al. 2011).

During the last few years 18 of such CDWDs with measured orbital periods and components masses have been identified (see Table 1). In this paper we derive the orbital periods and component masses of three additional CDWDs (SDSSJ031813.25–010711.7, HE0410–1137 and WD0028–474), thus increasing the number of CDWDs with measured parameters by ~ 20 per cent.

2 OBSERVATIONS

We observed SDSSJ031813.25–010711.7 (hereafter SDSSJ0318–0107) as part of a radial velocity survey dedicated to identify CDWDs among apparently single white dwarfs from the Sloan Digital Sky Survey (Rebassa-Mansergas et al., in preparation). SDSSJ0318–0107 turned

Table 1. Orbital periods and component masses of the 18 previously known double-lined and/or eclipsing CDWDs. The masses should be considered as best possible values when no errors are provided. This table supersedes Table 1 of Marsh (2011).

Object	M_1 (M_\odot)	Error (M_\odot)	M_2 (M_\odot)	Error (M_\odot)	P_{orb} (hours)	Reference
WD0135–052	0.47	—	0.52	—	37.35	(1)(2)
PG1101+364	0.36	—	0.31	—	3.47	(3)(2)
WD0957–666	0.37	0.02	0.32	0.03	1.46	(4)(2)
WD1704+481	0.39	0.05	0.56	0.07	3.48	(5)(2)(*)
PG1115+166	0.70	—	0.70	—	722.2	(6)(7)(x)
WD0136+768	0.47	—	0.37	—	33.77	(2)
WD1204+450	0.46	—	0.52	—	38.47	(2)
HE1414–0848	0.71	—	0.55	—	12.43	(8)
HE2209–1444	0.58	—	0.58	—	6.65	(9)
WD1349+144	0.44	—	0.44	—	53.02	(10)
NLTT 11748	0.15	0.05	0.71	0.06	5.66	(11)(12)(+)
CSS 41177	0.38	0.02	0.32	0.01	2.78	(13)(14)(+)
SDSSJ0651+2844	0.55	—	0.25	—	0.20	(15)(+)
SDSSJ0106–1003	0.43	—	0.17	—	0.65	(16)
SDSSJ1257+5428	1.00	—	0.20	—	4.56	(17)
GALEXJ1717+6757	0.90	—	0.18	—	5.91	(18)(+)
SDSSJ0751–0141	0.97	0.06	0.19	0.02	1.90	(19)(+)
SDSSJ1152+0248	0.44	0.09	0.41	0.11	2.39	(20)(+)

(1) Saffer et al. (1988); (2) Maxted et al. (2002b); (3) Marsh (1995); (4) Moran et al. (1997); (5) Maxted et al. (2000); (6) Maxted et al. (2002a); (7) Bergeron & Liebert (2002); (8) Napiwotzki et al. (2002); (9) Karl et al. (2003b); (10) Karl et al. (2003a); (11) Steinfadt et al. (2010); (12) Kaplan et al. (2014); (13) Parsons et al. (2011); (14) Bours et al. (2014); (15) Brown et al. (2011); (16) Kilic et al. (2011); (17) Marsh et al. (2011); (18) Vennes et al. (2011); (19) Kilic et al. (2014); (20) Hallakoun et al. (2016); (*) Triple system; (x) DB+DA binary; (+) Eclipsing binary.

out to be a double-lined binary. We therefore targeted this system for intense follow-up spectroscopy. In addition, we obtained follow-up spectroscopy of HE0410–1137 and WD0028–474, two additional double-lined CDWDs identified by Koester et al. (2009) with no orbital periods measured.

We performed the observations using the Gemini South telescope in Cerro Pachón and the Magellan Clay telescope in Cerro Las Campanas, both in Chile. We also found Very Large Telescope (VLT) UVES data in the ESO (European Southern Observatory) archive (PI R. Napiwotzki) that we added to our own data. We used the `molly` package¹ to apply the heliocentric correction to all spectra. We did not perform flux calibration to our data.

The Gemini South telescope was equipped with the GMOS spectrograph and the B1200 grating. The central wavelength was 597nm and the slit width 1". We binned the CCD 2×2. This resulted in spectra of a resolving power of 7000 covering the ~ 520 –675 nm wavelength range. We reduced and calibrated the data using the `pamela`² and `molly` packages, respectively. The observations were performed in service mode during 2013.

The Magellan Clay telescope was equipped with the

¹ <http://deneb.astro.warwick.ac.uk/phsaap/software/molly/html/INDEX.htm>

² Pamela is distributed as part of The Starlink Project.

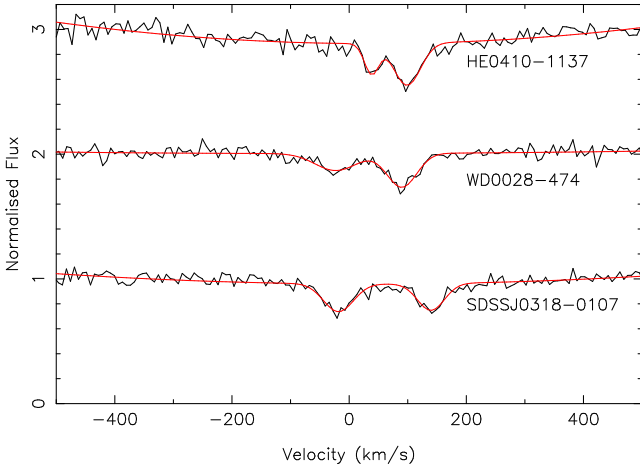


Figure 1. Example Magellan Clay/MIKE spectra of the $H\alpha$ line cores of our three systems taken at phases where both components are visible. Over-plotted in red are Gaussian fits.

MIKE double echelle spectrograph, which provides spectra in the full optical range (320–500 nm in the blue and 490–1000 nm in the red). We used the $1''$ slit width and we binned the CCD 2×2 , resulting in resolving powers of 28 000 in the blue and 22 000 in the red. We reduced and calibrated the data using IRAF³. We carried out the observations during the nights 22 and 23 of September 2012.

The UVES (archived) observations of our objects were performed in a dichroic mode, resulting in small gaps ~ 8 nm wide at 458 nm and 564 nm in the final merged spectrum (Koester et al. 2009). The resolving power at $H\alpha$ is 18 500. The total wavelength range covered is ~ 350 –665 nm. We used the ESO processed (i.e. reduced plus calibrated) data. The data were obtained in service mode during 2001 and 2002.

Combining the VLT/UVES, Gemini South/GMOS and Magellan Clay/MIKE data we count a total of 58, 25 and 22 spectra for SDSSJ0318–0107, HE0410–1137 and WD0028–474, respectively (see Table 2). In all cases the spectra cover the $H\alpha$ line, which is used to measure the radial velocities of the white dwarf components in each of our CDWDs.

3 ANALYSIS

In this section we explain how we derived the radial velocities of each white dwarf component and we give details on how we measured the orbital periods and mass ratios of the three CDWDs.

3.1 Radial velocities

We used the double-lined $H\alpha$ absorption to track the motion of the two white dwarfs in all three of our CDWDs. All the white dwarfs observed displayed sharp cores to the line that allowed velocities to be measured with high precision. Initially, we visually identified the spectra in which

both white dwarf components were clearly visible and separated. These spectra were then fitted with a combination of a second order polynomial (to fit the continuum and account for the very broad absorption wings seen in white dwarfs, i.e. ~ 150 –200 km/s) and two Gaussian components for the cores of each white dwarf. An example of these initial fits is shown in Fig. 1. We then fixed the width and strength of the Gaussians and fitted all the spectra allowing only their velocities to vary. This meant that we could reliably fit those spectra in which the two components were blended together, although spectra taken near the conjunction phases only yield a single velocity measurement for both stars.

In HE0410–1137 and WD0028–474, the two white dwarfs have different $H\alpha$ profiles. This is seen best in Fig. 1. In both cases, one absorption component is much stronger than the other one, implying that we could easily associate the fitted velocities to each individual white dwarf. However, for SDSSJ0318–0107 the two white dwarfs have essentially identical line profiles. Thus, it was impossible to assign the observed spectra to individual white dwarfs for different observing runs. Therefore, since the sum of the radial velocities has a sinusoidal shape phased on the orbital period, with an amplitude given by the difference between the two white dwarf radial velocity amplitudes, for this binary system we ran a periodogram of the sum of the velocities of the two white dwarfs. We used this to determine a first estimate of the orbital period. This allowed us to identify from which white dwarf each velocity measurement came from.

The radial velocities for each white dwarf component are listed in Table 2. Hereafter we flag the white dwarf component with the deeper $H\alpha$ core as white dwarf number 1, and the white dwarf with the weaker $H\alpha$ core as number 2. In the case of SDSSJ0318–0107, where the cores have the same depth, we designate the two white dwarfs with the numbers 1 and 2 as well, but in this case the choice was arbitrary.

3.2 Orbital periods and mass ratios

We run ORT periodograms (Schwarzenberg-Czerny 1996) to the radial velocity data of the white dwarf component number 1 in each binary. The resulting periodograms are shown in the left panels of Fig. 2. In all cases these periodograms show a clear peak, which we interpret as the corresponding orbital periods of the binaries. The same results were obtained when running the periodograms to the white dwarf components number 2. The radial velocities of the two white dwarfs in each binary folded over the determined orbital periods are displayed in the right panels of Fig. 2. We performed a sine fit of the form

$$V_r = K \sin(2\pi\phi) + \gamma, \quad (1)$$

to the folded radial velocity curves to obtain the semi-amplitude velocities of the white dwarfs K_1 and K_2 , where ϕ is the orbital phase and γ are the systemic velocities. Once the semi-amplitude velocities were derived it became straightforward to derive the mass ratio of our CDWDs using $q = K_1/K_2$. The orbital periods, semi-amplitude velocities, systemic velocities and mass ratios are reported in Table 3.

³ IRAF is distributed by the National Optical Astronomy Observatories.

Table 2. Radial velocities measured for the white dwarf components in each of our three double-lined CDWDs. We flag the white dwarf with the stronger (deeper) H α core with 1, the white dwarf with the weaker H α core with 2. We also indicate the telescope/instrument used for obtaining the spectra from which we measured the radial velocities. The heliocentric Julian dates (HJD) in boldface correspond to the times at which the spectra shown in Fig. 1 were taken.

HJD (days)	RV ₁ (km/s)	Error (km/s)	RV ₂ (km/s)	Error (km/s)	HJD (km/s)	RV ₁ (km/s)	Error (km/s)	RV ₂ (km/s)	Error
SDSSJ0318–0107					WD0028–474				
VLT/UVES					VLT/UVES				
2451947.5838	−0.57	2.13	129.55	2.14	2452212.7188	−33.57	2.79	128.53	3.80
2451949.5505	11.46	3.19	118.46	3.12	2452272.5422	84.48	2.42	−21.71	3.25
2452194.6562	80.14	1.74	59.23	1.72	2452591.5258	165.00	4.50	−120.61	6.15
2452194.7051	95.30	1.60	50.12	1.58	2452592.5702	−11.37	4.48	106.75	6.15
2452194.7375	100.53	1.52	44.42	1.51	Magellan/MIKE				
2452194.7641	107.67	1.34	40.08	1.33	2456193.7920	−75.91	4.66	193.72	6.02
2452194.8006	116.61	1.20	33.98	1.14	2456193.8194	−37.11	3.94	144.71	5.15
2452194.8431	124.71	1.17	25.79	1.16	2456193.8302	−26.15	3.94	115.79	5.16
2452194.8763	129.96	1.16	21.51	1.14	2456193.8418	−13.90	5.26	90.59	6.99
2452195.6722	35.20	1.86	98.21	1.89	2456193.8817	70.30	3.85	−18.30	5.39
2452195.7142	24.10	1.72	105.86	1.76	2456193.8925	88.29	3.68	−28.79	5.38
2452195.7469	15.07	1.84	110.90	1.88	Gemini/GMOS				
2452195.7879	9.92	1.55	121.69	1.58	2456514.9258	117.92	3.55	−65.75	4.91
2452195.8179	0.15	1.25	124.27	1.26	2456546.7754	−55.19	7.50	125.97	10.09
2452195.8365	0.50	1.30	126.37	1.32	2456600.6630	142.13	4.10	−114.85	5.61
2452195.8683	−5.18	1.19	130.06	1.20	2456601.5683	3.91	4.49	73.03	5.93
2452589.6080	58.03	2.13	76.35	2.13	2456618.6288	141.43	4.04	−128.92	5.48
2452589.6732	43.37	2.30	89.10	2.27	2456619.6572	−0.91	4.67	93.94	6.20
2452589.7374	30.26	2.18	100.55	2.14	2456623.6102	99.90	6.96	−55.56	9.75
2452589.7874	16.43	2.07	110.12	2.02	2456626.7102	85.06	5.85	−23.20	8.09
2452590.6488	88.89	2.25	53.50	2.25	2456627.6687	64.77	4.47	−1.58	6.11
2452590.7623	115.39	2.13	31.98	2.24	2456628.6470	62.80	5.66	−12.38	7.90
2452590.8231	128.62	2.60	20.35	2.77	2456630.5878	63.84	5.68	−8.46	7.91
2452591.5618	51.40	2.55	87.64	2.53	2456639.5505	65.88	6.89	−14.66	9.58
2452591.5987	40.73	2.64	93.77	2.58	HE0410–1137				
2452591.6458	29.79	2.53	99.64	2.45	VLT/UVES				
2452591.7048	20.62	2.25	113.29	2.18	2452334.5615	10.37	1.30	155.61	2.33
2452591.7555	6.073	2.30	118.38	2.24	2452338.5410	45.95	1.51	91.07	2.51
2452591.8297	−6.797	2.83	131.98	2.74	2452589.6632	139.16	1.95	−25.16	3.88
2452592.5638	90.12	2.96	55.94	2.97	2452589.7183	130.14	2.09	−9.91	5.09
2452592.6148	104.73	5.01	40.49	4.96	2452589.7764	92.19	1.58	44.83	2.77
2452592.6629	114.80	3.07	35.90	3.14	2452589.8418	39.73	1.90	108.69	3.57
2452592.6965	123.36	2.65	29.08	2.72	2452590.6810	143.39	2.00	−25.96	5.47
2452592.7523	131.75	2.66	16.20	2.81	2452590.7722	105.15	1.86	34.95	3.97
2452592.7968	141.09	2.62	12.71	2.73	2452590.8333	64.35	3.22	64.35	3.22
2452592.8334	145.44	2.48	7.17	2.62	2452591.5886	73.98	3.53	73.98	3.53
Magellan/MIKE					2452591.6355	116.21	2.36	12.26	4.21
2456192.7039	129.92	2.71	23.62	2.85	2452592.5842	64.64	3.08	64.64	3.08
2456192.7286	132.31	2.65	15.59	2.76	2452592.7420	139.02	2.88	−24.88	6.86
2456192.7407	135.36	2.70	8.24	2.85	2452592.8435	70.23	3.07	70.23	3.07
2456192.7657	139.97	2.66	9.83	2.76	Magellan/MIKE				
2456192.8038	146.19	2.44	8.78	2.64	2456192.7897	99.59	1.79	38.77	2.04
2456192.8652	150.59	3.13	0.31	3.39	2456192.8294	66.93	3.07	66.93	3.07
2456193.7152	−7.21	2.28	126.34	2.15	2456192.8409	54.61	1.68	106.9	4.02
2456193.8550	−19.61	2.17	139.15	2.07	2456192.8517	51.89	1.57	112.3	2.71
Gemini/GMOS					Gemini/GMOS				
2455818.7358	5.83	0.92	113.99	0.92	2456193.7473	133.46	1.49	−9.52	3.84
2455820.7834	10.39	3.14	124.54	3.08	2456193.7769	126.19	2.04	126.19	2.04
2455820.7802	−3.73	0.95	130.32	0.94	2456193.8040	101.54	2.12	20.89	4.34
2456514.9099	32.18	2.49	102.33	2.38	2456193.8662	43.89	1.70	96.04	2.64
2456515.8935	123.51	2.45	46.08	2.56	Gemini/GMOS				
2456545.8853	−16.03	3.57	122.59	3.41	2456515.9078	−0.03	12.21	119.39	10.90
2456599.7406	39.31	3.24	104.96	3.23	2456600.7618	102.36	2.62	21.77	2.86
2456600.7452	95.24	3.82	46.63	3.86	2456627.5403	108.99	2.21	40.10	3.97
2456618.6466	−5.27	2.98	136.72	2.90					
2456619.6750	135.92	2.80	23.74	2.99					
2456626.7269	91.66	2.82	46.36	2.83					
2456627.6865	39.09	2.92	88.47	2.85					
2456630.6417	103.57	4.75	44.78	5.02					
2456639.5702	−1.05	4.00	142.62	3.90					

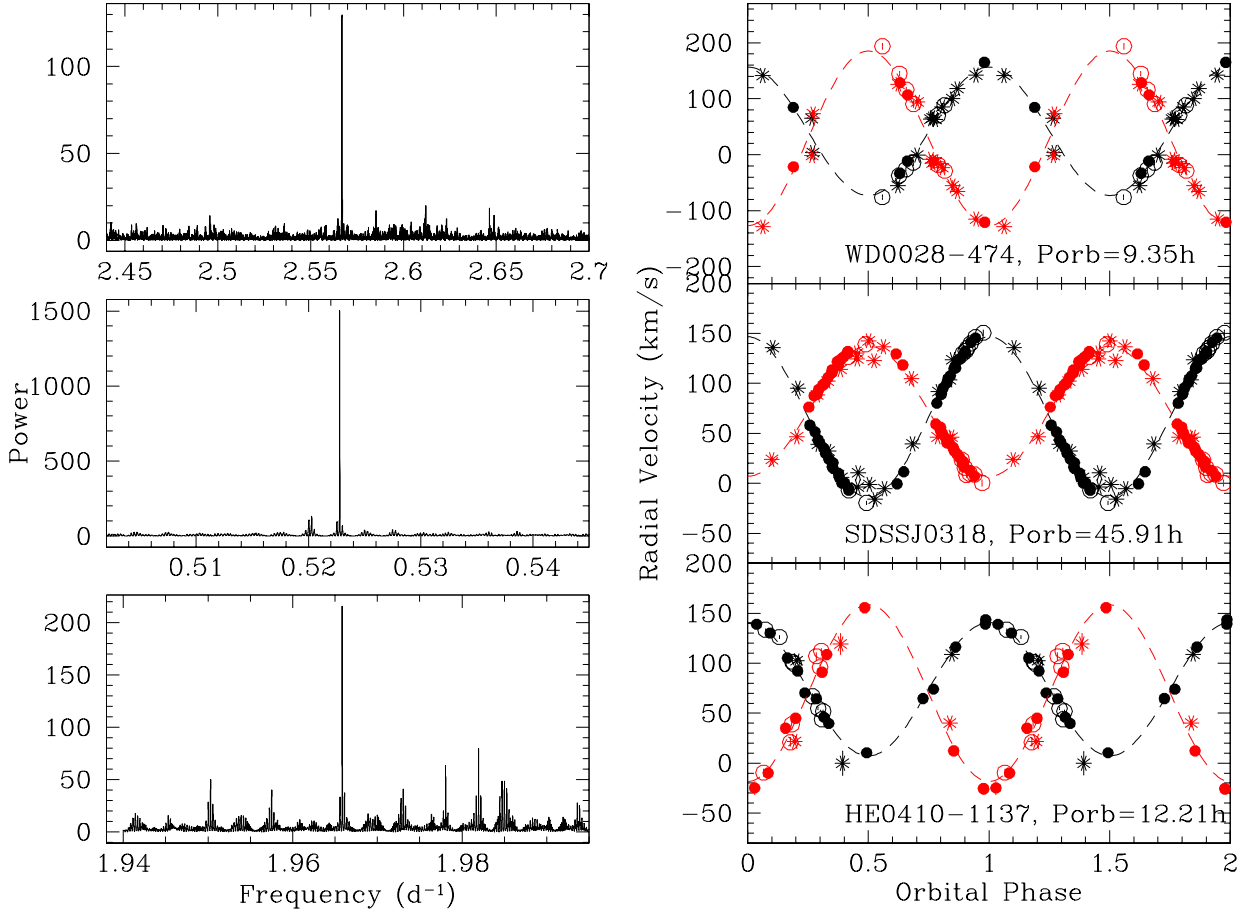


Figure 2. Left panels: ORT periodograms indicating the orbital periods of our three CDWDs. Right panels: phase-folded radial velocity curves. The radial velocities measured from the white dwarf component with the deeper $H\alpha$ core are shown in black, the radial velocities measured from the weaker core component in red. Solid dots indicate radial velocities measured from the VLT/UVES spectra, open circles from the Magellan/MIKE spectra and stars from the Gemini/GMOS spectra. The radial velocity errors are in most cases smaller than the symbol sizes. The red and black dashed lines represent the best fits to the radial velocities.

Table 3. Stellar and orbital parameters of the three CDWD studied in this work. In order of appearance are the orbital period, the semi-amplitude velocities, the γ systemic velocities, the mass ratio, the masses and the effective temperatures.

	WD0028-474	SDSSJ0318-0107	HE0410-1137
$P_{\text{orb}}(\text{h}) =$	9.350 ± 0.007	45.908 ± 0.006	12.208 ± 0.008
γ_1 (km/s) =	41.8 ± 1.0	66.4 ± 0.3	74.0 ± 0.6
γ_2 (km/s) =	29.1 ± 1.3	72.1 ± 0.3	70.1 ± 1.2
K_1 (km/s) =	114.8 ± 1.6	80.2 ± 0.5	66.7 ± 0.7
K_2 (km/s) =	156.1 ± 2.2	65.1 ± 0.6	88.4 ± 1.3
$q =$	0.735 ± 0.014	1.233 ± 0.013	0.755 ± 0.014
M_1 (M_{\odot}) =	0.60 ± 0.06	0.40 ± 0.05	0.51 ± 0.04
M_2 (M_{\odot}) =	0.45 ± 0.04	0.49 ± 0.05	0.39 ± 0.03
T_1 (K) =	18500 ± 500	14500 ± 500	16000 ± 500
T_2 (K) =	17000 ± 500	13500 ± 500	19000 ± 500

4 MASSES

In this section we describe the method employed to measure the component masses of the white dwarfs of each binary. These were obtained applying three independent observational constraints. The first and most obvious is that the mass components need to comply with the measured mass ratios – see Sect. 3.2. The second constraint comes from the $H\alpha$ core ratio, i.e. the flux ratio between the depth of the $H\alpha$ cores arising from the two white dwarf components. We obtained this ratio directly from the observed double-lined spectra – see Fig. 1 and also Sect. 2. For each of our three CDWDs we measured the $H\alpha$ core ratio from all available individual spectra, where we determined the flux of each core as the minimum flux of the considered absorption line. We averaged the $H\alpha$ core ratios derived from all available spectra, which were found to be nearly identical for each CDWD. We obtained the third constraint by model-fitting the observed CDWD spectra corrected from the orbital motion. More details are given below.

We used a set of 612 white dwarf model spectra from

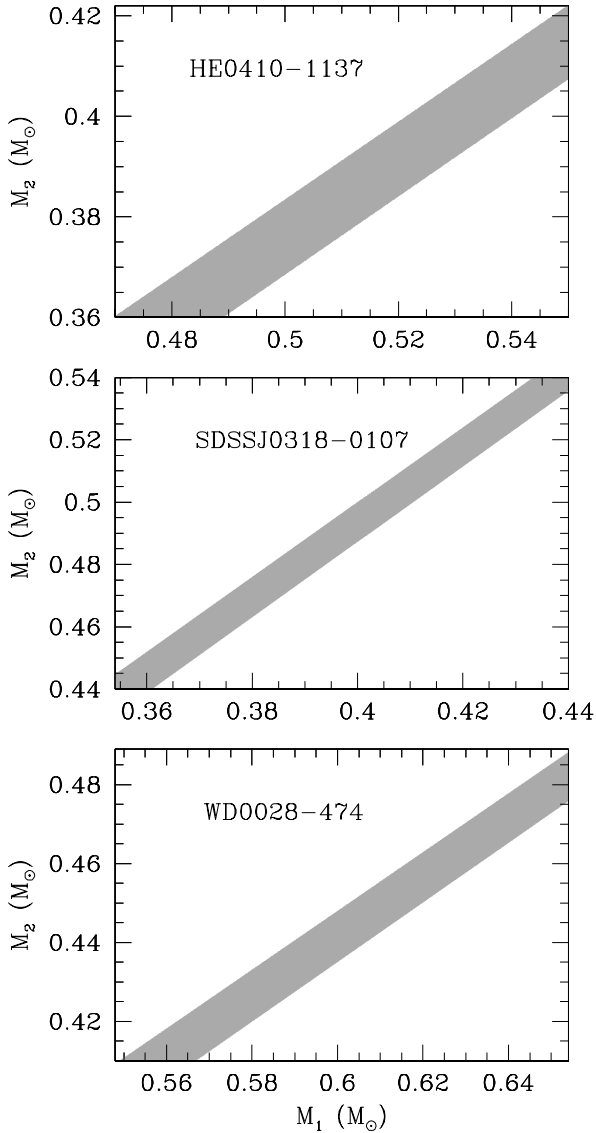


Figure 3. Mass ranges (gray shade areas) derived for the white dwarf components of the three CDWDs studied in this work. The mass ranges comply with the mass ratio q obtained from the measured radial velocity semi-amplitudes (see the right panel of Fig. 2).

Koester (2010) and summed the flux of each of them with the flux of each of the remaining spectra so that we obtained model spectra of 374544 double white dwarfs (or 187272 if duplicates are discarded). The 612 model spectra included effective temperatures ranging from 6,000 K to 10,000 K in steps of 250 K, from 10,000 K to 30,000 K in steps of 1,000 K, from 30,000 K to 70,000 K in steps of 5,000 K and 70,000 K to 100,000 K in steps of 10,000 K, and surface gravities ranging between 6.5 and 9.5 dex for each effective temperature. From each model we derived the $H\alpha$ core ratio in the same way as described above. We then used the fitting routine of Rebassa-Mansergas et al. (2007) to fit the 374,544 spectra with the set of 612 models and derived effective temperatures and surface gravities for each of them. The synthetic double white dwarf spectra are the combined

fluxes of two white dwarfs, hence the fitted parameter values are not representative of either white dwarf component. Consequently, we will refer to them as “combined” values. These combined values can be compared to those obtained fitting the observed spectra of our three CDWDs. To that end, we fitted all available UVES spectra of resolving power 18500 (the highest resolution among our data, see Sect. 2) corrected from orbital motion of each CDWD. The resulting fits were found to agree within the errors in the three cases and we averaged the results to obtain the final combined values of effective temperature and surface gravity from the observed spectra.

The procedure outlined above allowed us to build a grid including $H\alpha$ core ratios, mass ratios and combined effective temperatures and surface gravities for each of the 374,544 double white dwarf model spectra. Given that each synthetic double white dwarf spectrum results from adding the fluxes of two individual white dwarf model spectra of known effective temperatures and surface gravities, the grid includes also these individual parameters for each white dwarf. We can easily derive masses from the effective temperature and surface gravities using white dwarf cooling sequences, hence we are also able to include the individual white dwarf component masses (hence mass ratios) for each double white dwarf model in the grid. The masses were obtained using the cooling sequences of Renedo et al. (2010) for carbon-oxygen white dwarfs (M_{WD} between 0.45 and $1.1 M_{\odot}$), Althaus et al. (2005); Althaus et al. (2007) for oxygen-neon white dwarfs ($M_{WD} > 1.1 M_{\odot}$) and Serenelli et al. (2001) for helium core white dwarfs ($M_{WD} < 0.45 M_{\odot}$).

For each CDWD we used the derived mass ratio, the combined fitted effective temperatures and surface gravities from the observed UVES spectra and the measured $H\alpha$ core ratio to select all double white dwarf models satisfying these conditions within the grid. From the models that survived these cuts we obtained the mass and effective temperature ranges for each white dwarf component. The resulting white dwarf mass ranges obtained in this way are shown in Fig. 3 for our three CDWDs. The masses and effective temperature values are indicated in Table 3. Inspection of Table 3 reveals that the more massive white dwarf in WD0028-474 is the hotter (younger) one. For this to be the case Moran et al. (1997) claim that such systems (we quote literally) “must have undergone a period of conservative mass transfer, during which the initial mass ratio was reversed, so that the more evolved star became the less massive, and produced the less massive white dwarf”.

5 GRAVITATIONAL REDSHIFTS

We can use the difference in systemic velocities of the two white dwarfs, $\gamma_1 - \gamma_2$, as a consistency check of our derived masses. This is because the difference in systemic velocities is related to the difference in gravitational redshifts of the two white dwarfs. The gravitational redshift of white dwarfs (in km/s) is given by

$$Z = 0.635 \left(\frac{M}{R} \right), \quad (2)$$

where the mass and radius are expressed in solar units (Koester 1987). In a close binary composed of two white

dwarfs the above equation becomes

$$Z_1 = 0.635 \left(\frac{M_1}{R_1} + \frac{M_2}{a} \right), \quad (3)$$

where a is the orbital separation, also given in solar radii. This expression takes into account the gravitational potential acting on the white dwarf owing to the other white dwarf (we have not included the effects caused by the difference in transverse Doppler shifts, since these are negligible in these binaries). Therefore, $\Delta Z = Z_1 - Z_2$ should be equal to the difference in systemic velocities $\gamma_1 - \gamma_2$.

Adopting the masses listed in Table 3, using Kepler's third law to derive the orbital separations, and employing the mass-radius relation of [Renedo et al. \(2010\)](#) we find $\Delta Z = 11.7 \pm 3.0$ km/s for WD0028–474, $\Delta Z = 7.1 \pm 2.7$ km/s for SDSSJ0318–0107 and $\Delta Z = 5.3 \pm 1.8$ km/s for HE0410–1137. These values are in excellent agreement with the difference in systemic velocities: 12.7 ± 1.6 km/s for WD0028–474, 5.7 ± 0.4 km/s for SDSSJ318–0107 and 3.9 ± 1.3 km/s for HE0410–1137. This result indicates that our method for deriving the component masses of the three CDWDs studied in this work is reliable.

6 MERGER TIMES

The orbital separation of a CDWD decreases in time due to the emission of gravitational waves until it eventually merges. The time in Myr needed for such an event is given by

$$\tau = 47925 \frac{(M_1 + M_2)^{1/3}}{M_1 M_2} P^{8/3}, \quad (4)$$

where P is the orbital period in days and the masses are in units of M_\odot ([Kraft et al. 1962](#)). Here we make use of the orbital periods and component masses determined in the previous sections to estimate when our three CDWDs will merge. We obtain 14.6, 1326 and 38.4 Gyr for WD0028–474, SDSSJ0318–0107 and HE0410–1137, respectively. Thus, in all cases more than the Hubble time is needed to merge. The combined masses of the three CDWDs do not exceed the Chandrasekhar mass. Hence, they are expected to become single massive ($\gtrsim 0.9 M_\odot$) white dwarfs.

7 CONCLUSIONS

We have presented intense follow-up spectroscopy of three double-lined binary white dwarfs. Analysing their spectra we have been able to derive precise values of the orbital periods and mass ratios. We have also derived the white dwarf component masses and effective temperatures of each binary applying a new method based on mass ratio, $H\alpha$ core ratio and spectral model-fitting constraints. The three systems will need more than the Hubble time to merge. After this they are expected to become single massive ($\gtrsim 0.9 M_\odot$) white dwarfs.

Our work increases the number of double white dwarfs with available orbital periods and component masses by ~ 20 per cent, to a total of 21 systems. Reconstructing the evolution of these objects is expected to dramatically help in providing the much needed new insights into the formation of close double white dwarfs, which is also essential to predict

the rates of Type Ia supernovae produced by the double-degenerate channel ([van der Sluys et al. 2006](#); [Woods et al. 2012](#)).

ACKNOWLEDGMENTS

This research has been funded by MINECO grant AYA2014-59084-P, by the AGAUR, by the European Research Council under the European Union's Seventh Framework Programme (FP/2007-2013)/ERC Grant Agreement n.320964 (WDTracer), by Milenium Science Initiative, Chilean Ministry of Economy, Nucleus P10-022-F and by Fondecyt (1100782, 3140585). We thank the anonymous referee for his/her suggestions and Tom Marsh for the use of the `molli` software. ARM acknowledges helpful discussions with Elme Breedt.

Based on observations performed with the Gemini South Telescope (program GS-2013B-Q-23) and the Magellan Clay Telescope. Based on data products from observations made with ESO Telescopes at the La Silla Paranal Observatory under programmes 167.D-0407(A) and 70.D-0334(A), PI R. Napiwotzki.

REFERENCES

- Althaus, L. G., García-Berro, E., Isern, J., Córscico, A. H., 2005, *A&A*, 441, 689
- Althaus, L. G., García-Berro, E., Isern, J., Córscico, A. H., Rohrmann, R. D., 2007, *AA*, 465, 249
- Badenes, C., Maoz, D., 2012, *ApJ*, 749, L11
- Bergeron, P., Liebert, J., 2002, *ApJ*, 566, 1091
- Bours, M. C. P., et al., 2014, *MNRAS*, 438, 3399
- Brown, W. R., Kilic, M., Hermes, J. J., Allende Prieto, C., Kenyon, S. J., Winget, D. E., 2011, *ApJ*, 737, L23
- Di Stefano, R., 2010, *ApJ*, 712, 728
- Hallakoun, N., et al., 2016, *MNRAS*, 458, 845
- Hils, D., Bender, P. L., Webbink, R. F., 1990, *ApJ*, 360, 75
- Iben, I. J., Livio, M., 1993, *PASP*, 105, 1373
- Kaplan, D. L., et al., 2014, *ApJ*, 780, 167
- Karl, C., Napiwotzki, R., Heber, U., Lisker, T., Nelemans, G., Christlieb, N., Reimers, D., 2003a, in de Martino, D., Silvotti, R., Solheim, J.-E., Kalytis, R., eds., *NATO ASIB Proc. 105: White Dwarfs*, vol. 105, p. 43
- Karl, C. A., Napiwotzki, R., Nelemans, G., Christlieb, N., Koester, D., Heber, U., Reimers, D., 2003b, *A&A*, 410, 663
- Kilic, M., et al., 2011, *MNRAS*, 413, L101
- Kilic, M., et al., 2014, *MNRAS*, 438, L26
- Koester, D., 1987, *ApJ*, 322, 852
- Koester, D., 2010, *Mem. Soc. Astron. Italiana*, 81, 921
- Koester, D., Kepler, S. O., Kleinman, S. J., Nitta, A., 2009, *Journal of Physics Conference Series*, 172, 012006
- Kraft, R. P., Mathews, J., Greenstein, J. L., 1962, *ApJ*, 136, 312
- Maoz, D., Hallakoun, N., 2016, *ArXiv e-prints*
- Marsh, T. R., 1995, *MNRAS*, 275, L1
- Marsh, T. R., 2011, *Classical and Quantum Gravity*, 28, 094019
- Marsh, T. R., Gänsicke, B. T., Steeghs, D., Southworth, J., Koester, D., Harris, V., Merry, L., 2011, *ApJ*, 736, 95
- Maxted, P. F. L., Marsh, T. R., Moran, C. K. J., Han, Z., 2000, *MNRAS*, 314, 334
- Maxted, P. F. L., Burleigh, M. R., Marsh, T. R., Bannister, N. P., 2002a, *MNRAS*, 334, 833
- Maxted, P. F. L., Marsh, T. R., Moran, C. K. J., 2002b, *MNRAS*, 332, 745
- Moran, C., Marsh, T. R., Bragaglia, A., 1997, *MNRAS*, 288, 538

- Napiwotzki, R., et al., 2002, *A&A*, 386, 957
- Napiwotzki, R., et al., 2007, in R. Napiwotzki & M. R. Burleigh, ed., 15th European Workshop on White Dwarfs, vol. 372 of *Astronomical Society of the Pacific Conference Series*, p. 387
- Nelemans, G., Tout, C. A., 2005, *MNRAS*, 356, 753
- Nelemans, G., Verbunt, F., Yungelson, L. R., Portegies Zwart, S. F., 2000, *A&A*, 360, 1011
- Parsons, S. G., Marsh, T. R., Gänsicke, B. T., Drake, A. J., Koester, D., 2011, *ApJ*, 735, L30
- Rebassa-Mansergas, A., Gänsicke, B. T., Rodríguez-Gil, P., Schreiber, M. R., Koester, D., 2007, *MNRAS*, 382, 1377
- Rebassa-Mansergas, A., Rybicka, M., Liu, X.-W., Han, Z., García-Berro, E., 2015, *MNRAS*, 452, 1637
- Renedo, I., Althaus, L. G., Miller Bertolami, M. M., Romero, A. D., Córscico, A. H., Rohrmann, R. D., García-Berro, E., 2010, *ApJ*, 717, 183
- Ruiter, A. J., Belczynski, K., Benacquista, M., Larson, S. L., Williams, G., 2010, *ApJ*, 717, 1006
- Saffer, R. A., Liebert, J., Olszewski, E. W., 1988, *ApJ*, 334, 947
- Schwarzenberg-Czerny, A., 1996, *ApJ*, 460, L107
- Serenelli, A. M., Althaus, L. G., Rohrmann, R. D., Benvenuto, O. G., 2001, *MNRAS*, 325, 607
- Steinfadt, J. D. R., Kaplan, D. L., Shporer, A., Bildsten, L., Howell, S. B., 2010, *ApJ*, 716, L146
- Toonen, S., Nelemans, G., Portegies Zwart, S., 2012, *A&A*, 546, A70
- van der Sluys, M. V., Verbunt, F., Pols, O. R., 2006, *A&A*, 460, 209
- Vennes, S., et al., 2011, *ApJ*, 737, L16
- Webbink, R. F., 1984, *ApJ*, 277, 355
- Webbink, R. F., 2008, in E. F. Milone, D. A. Leahy, & D. W. Ho-bill, ed., *Astrophysics and Space Science Library*, vol. 352 of *Astrophysics and Space Science Library*, p. 233
- Woods, T. E., Ivanova, N., van der Sluys, M. V., Chaichenets, S., 2012, *ApJ*, 744, 12
- Zuo, Z.-Y., Li, X.-D., 2014, *MNRAS*, 442, 1980