



This is a repository copy of *On the magnetic and energy characteristics of recurrent homologous jets from an emerging flux*.

White Rose Research Online URL for this paper:
<http://eprints.whiterose.ac.uk/106784/>

Version: Supplemental Material

Article:

Liu, J., Wang, Y., Erdelyi, R. et al. (7 more authors) (2016) On the magnetic and energy characteristics of recurrent homologous jets from an emerging flux. *Astrophysical Journal*, 833 (2). 150. ISSN 0004-637X

<https://doi.org/10.3847/1538-4357/833/2/150>

© 2016. The American Astronomical Society. Reproduced in accordance with the publisher's self-archiving policy.

Reuse

Items deposited in White Rose Research Online are protected by copyright, with all rights reserved unless indicated otherwise. They may be downloaded and/or printed for private study, or other acts as permitted by national copyright laws. The publisher or other rights holders may allow further reproduction and re-use of the full text version. This is indicated by the licence information on the White Rose Research Online record for the item.

Takedown

If you consider content in White Rose Research Online to be in breach of UK law, please notify us by emailing eprints@whiterose.ac.uk including the URL of the record and the reason for the withdrawal request.



eprints@whiterose.ac.uk
<https://eprints.whiterose.ac.uk/>



This is a repository copy of *Erratum: "On the Magnetic and Energy Characteristics of Homologous Jets From an Emerging Flux" (2016, ApJ, 833, 150).*

White Rose Research Online URL for this paper:
<http://eprints.whiterose.ac.uk/127747/>

Version: Published Version

Article:

Liu, J., Wang, Y., Erdelyi, R. et al. (7 more authors) (2018) Erratum: "On the Magnetic and Energy Characteristics of Homologous Jets From an Emerging Flux" (2016, ApJ, 833, 150). *Astrophysical Journal*, 853 (2). 201. ISSN 0004-637X

<https://doi.org/10.3847/1538-4357/aaa75a>

© 2018. The American Astronomical Society. Reproduced in accordance with the publisher's self-archiving policy.

Reuse

Unless indicated otherwise, fulltext items are protected by copyright with all rights reserved. The copyright exception in section 29 of the Copyright, Designs and Patents Act 1988 allows the making of a single copy solely for the purpose of non-commercial research or private study within the limits of fair dealing. The publisher or other rights-holder may allow further reproduction and re-use of this version - refer to the White Rose Research Online record for this item. Where records identify the publisher as the copyright holder, users can verify any specific terms of use on the publisher's website.

Takedown









If you consider content in White Rose Research Online to be in breach of UK law, please notify us by emailing eprints@whiterose.ac.uk including the URL of the record and the reason for the withdrawal request.



eprints@whiterose.ac.uk
<https://eprints.whiterose.ac.uk/>



Erratum: “On the Magnetic and Energy Characteristics of Homologous Jets From an Emerging Flux” (2016, ApJ, 833, 150)

Jiajia Liu^{1,2} , Yuming Wang^{1,3} , Robertus Erdélyi⁴ , Rui Liu^{1,3,5} , Scott W. McIntosh⁶ , Tingyu Gou^{1,2} , Jun Chen^{1,2} ,
Kai Liu^{1,2} , Lijuan Liu^{1,2}, and Zonghao Pan^{1,2}

¹ CAS Key Laboratory of Geospace Environment, Department of Geophysics and Planetary Sciences, University of Science and Technology of China, Hefei 230026, People’s Republic of China; lj128@ustc.edu.cn

² Collaborative Innovation Center of Astronautical Science and Technology, Hefei 230026, People’s Republic of China

³ Synergetic Innovation Center of Quantum Information and Quantum Physics, University of Science and Technology of China, Hefei 230026, People’s Republic of China

⁴ Solar Physics and Space Plasma Research Center(SP2RC), School of Mathematics and Statistics, University of Sheffield, Sheffield S3 7RH, UK

⁵ Mengcheng National Geophysical Observatory, University of Science and Technology of China, Hefei 230026, People’s Republic of China

⁶ High Altitude Observatory, National Center for Atmospheric Research, P.O. Box 3000, Boulder, CO 80307, USA

Received 2018 January 11; published 2018 February 5

The authors realized it was not appropriate to estimate the Lorentz force using the nonlinear force-free field (NLFFF) extrapolation. Unfortunately, the uncorrected version was published before this was addressed. We wish readers to neglect any result related to the Lorentz force in the text and in Figure 3(e) in the original paper. The corrected version is shown as Figure 1 in this erratum. IOP Publishing sincerely regrets the errors. After the publication, the authors realized that in Table 1, Figure 7 and relevant text of the original paper, the estimated mass and energy of solar jets and their corresponding footpoint regions should be 3 orders of magnitude smaller. Figure 2 in this erratum is the corrected version of Figure 7 in the original paper. Other results keep unchanged.

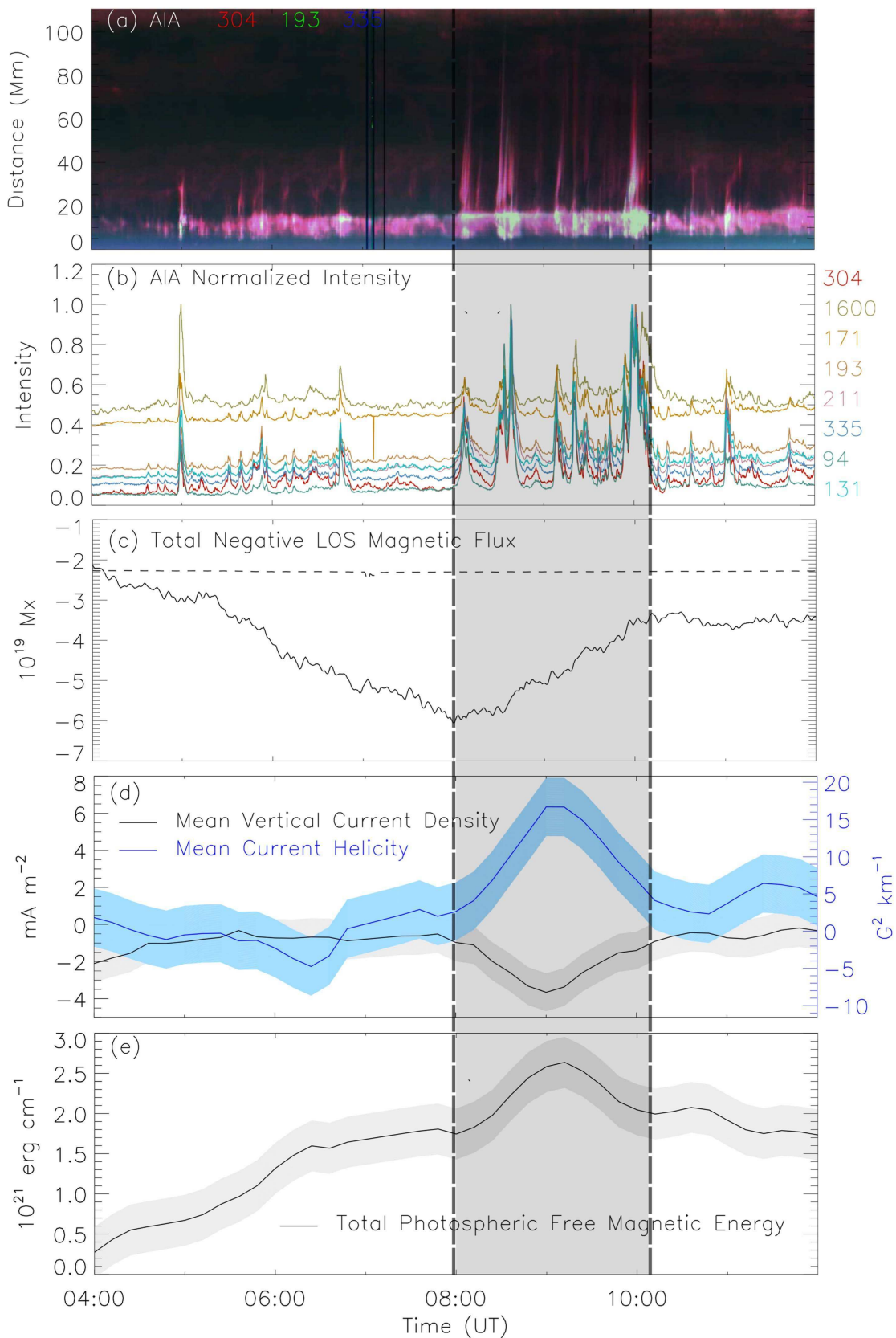


Figure 1. (a): Time-distance diagram of AIA 304 Å (red), 193 Å (green), and 335 Å (blue) passbands along the slit in Figure 2(b) of the original paper from 04:00 UT to 12:00 UT. (b): Normalized integrated intensities at 8 AIA passbands within the region confined by the blue dashed box in Figure 2(b) of the original paper. (c): Total negative magnetic flux (solid curve) integrating the HMI LOS magnetic field data within the blue dashed box Figure 1(e) of the original paper, and the millionth of the total unsigned line-of-sight magnetic flux for the entire active region (dashed curve). (d): Mean vertical current density (black solid curve) and mean current helicity (blue solid curve) within the same region as panel (c). (e): Total photospheric free magnetic energy (black solid curve) within the same region as panel (c). Shadows in panels (d) and (e) indicate corresponding errors.

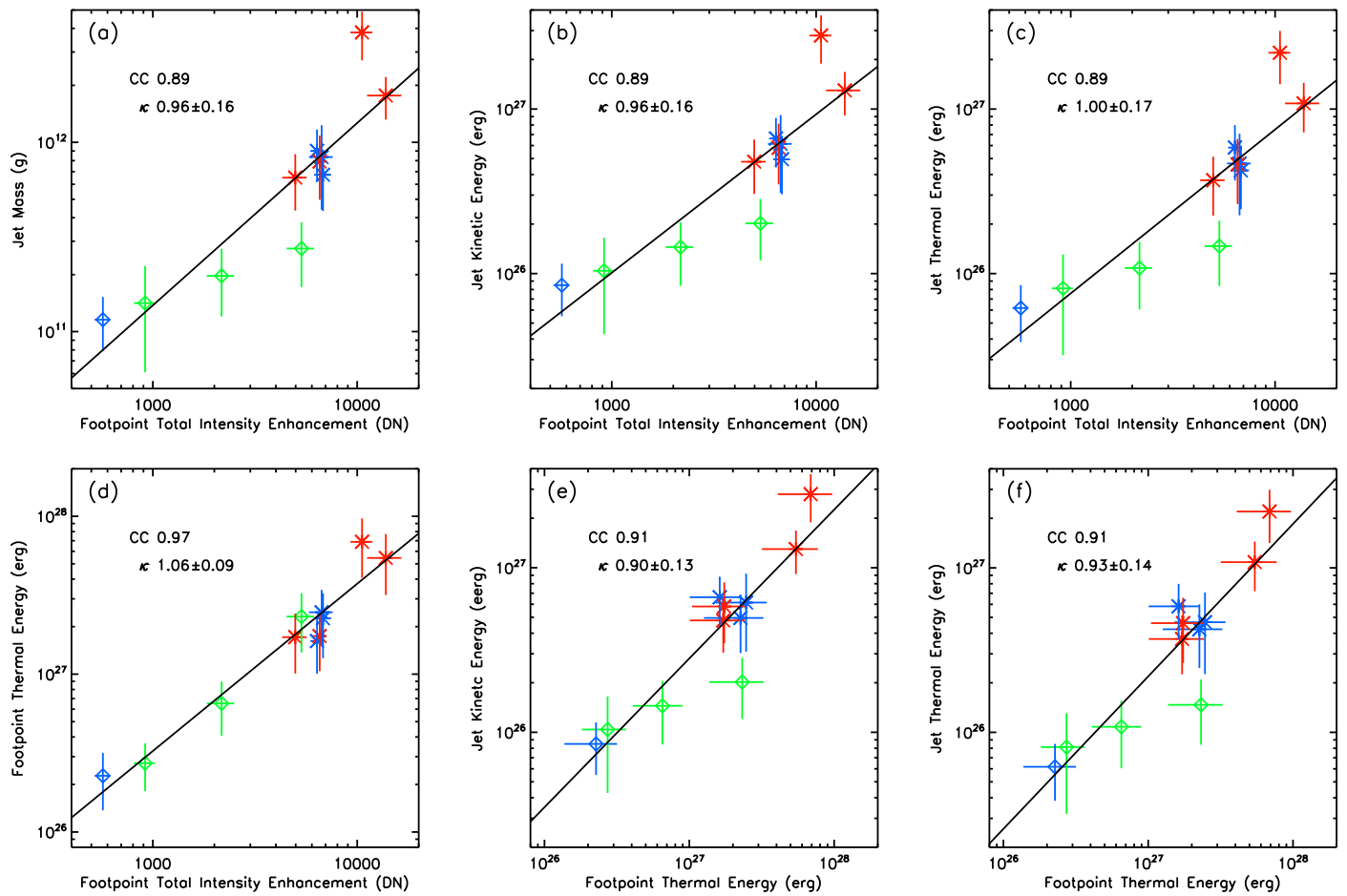


Figure 2. (a)–(d): Jet mass, axial kinetic energy, thermal energy, and the footpoint region thermal energy vs. the total 131 \AA intensity enhancement of the corresponding footpoint region, respectively. (e)–(f): Jet kinetic energy and thermal energy vs. the footpoint region thermal energy. Red symbols mark jets during the “SJ,” blue before and green after the “SJ,” with diamonds for the standard type and asterisks for the blow-out type. Black dashed lines are the linear fitting results.