



UNIVERSITY OF LEEDS

This is a repository copy of *Synthesis of Ti(SO₄)O solid acid nano-catalyst and its application for biodiesel production from used cooking oil*.

White Rose Research Online URL for this paper:
<http://eprints.whiterose.ac.uk/104400/>

Version: Supplemental Material

Article:

Gardy, J, Hassanpour, A orcid.org/0000-0002-7756-1506, Lai, X et al. (1 more author) (2016) Synthesis of Ti(SO₄)O solid acid nano-catalyst and its application for biodiesel production from used cooking oil. *Applied Catalysis A: General*, 527. pp. 81-95. ISSN 0926-860X

<https://doi.org/10.1016/j.apcata.2016.08.031>

© 2016, Elsevier. Licensed under the Creative Commons Attribution-NonCommercial-NoDerivatives 4.0 International
<http://creativecommons.org/licenses/by-nc-nd/4.0/>

Reuse

Unless indicated otherwise, fulltext items are protected by copyright with all rights reserved. The copyright exception in section 29 of the Copyright, Designs and Patents Act 1988 allows the making of a single copy solely for the purpose of non-commercial research or private study within the limits of fair dealing. The publisher or other rights-holder may allow further reproduction and re-use of this version - refer to the White Rose Research Online record for this item. Where records identify the publisher as the copyright holder, users can verify any specific terms of use on the publisher's website.

Takedown

If you consider content in White Rose Research Online to be in breach of UK law, please notify us by emailing eprints@whiterose.ac.uk including the URL of the record and the reason for the withdrawal request.



eprints@whiterose.ac.uk
<https://eprints.whiterose.ac.uk/>

Supplementary materials for:

Synthesis of $\text{Ti}(\text{SO}_4)_\text{O}$ solid acid nano-catalyst and its application for biodiesel production from used cooking oil

Jabbar Gardy¹, Ali Hassanpour^{1,*}, Xiaojun Lai¹, Mukhtar H. Ahmed²

¹School of Chemical and Process Engineering, University of Leeds, LS2 9JT Leeds, UK.

²Nanotechnology Integrated Bioengineering Centre, University of Ulster, Jordanstown, BT37 0QB
Belfast, UK.

*Tel.: +441133432405; E-mail: a.hassanpour@leeds.ac.uk

Key words

Titanium sulphate oxide or titanium oxysulfate; solid acid catalyst; esterification & transesterification process; used cooking oil; nano-catalyst; and biodiesel.

Table S1 Characterisation of UCO feedstock

Parameters	Units	UCO
Flash point	°C	289
Kinematic viscosity at 40°C	mm ² /s	32. 91
Water content	vol.%	0.14
Density at 15°C	Kg/m ³	921
Acid value	mgKOH/g	4.04
Free fatty acid	mass%	2.034

Table S2 Comparison of de-convoluted O 1s of nano-sized TiO₂ with the reported values from the literature

References	Ti=O (eV)	C=O (eV)	O-H (eV)
Present work	530.21	531.22	532.52
Sanjines, et. al [1]	530.10	531.05	532.30
Liu, et al [2]	530.10	531.80	532.40
Ahmed, et al [3]	530.70	531.90	532.70

References:

1. Sanjines, R., H. Tang, H. Berger, F. Gozzo, G. Margaritondo, and F. Levy, Electronic structure of anatase TiO₂ oxide. *Journal of Applied Physics*, **1994**. 75(6): p. 2945-2951.
2. Liu, H., W. Yang, Y. Ma, Y. Cao, J. Yao, J. Zhang, and T. Hu, Synthesis and characterization of titania prepared by using a photoassisted sol-gel method. *Langmuir*, **2003**. 19(7): p. 3001-3005.
3. Ahmed, M.H., T.E. Keyes, and J.A. Byrne, The photocatalytic inactivation effect of Ag-TiO₂ on β -amyloid peptide (1-42). *Journal of Photochemistry and Photobiology A: Chemistry*, **2013**. 254: p. 1-11.

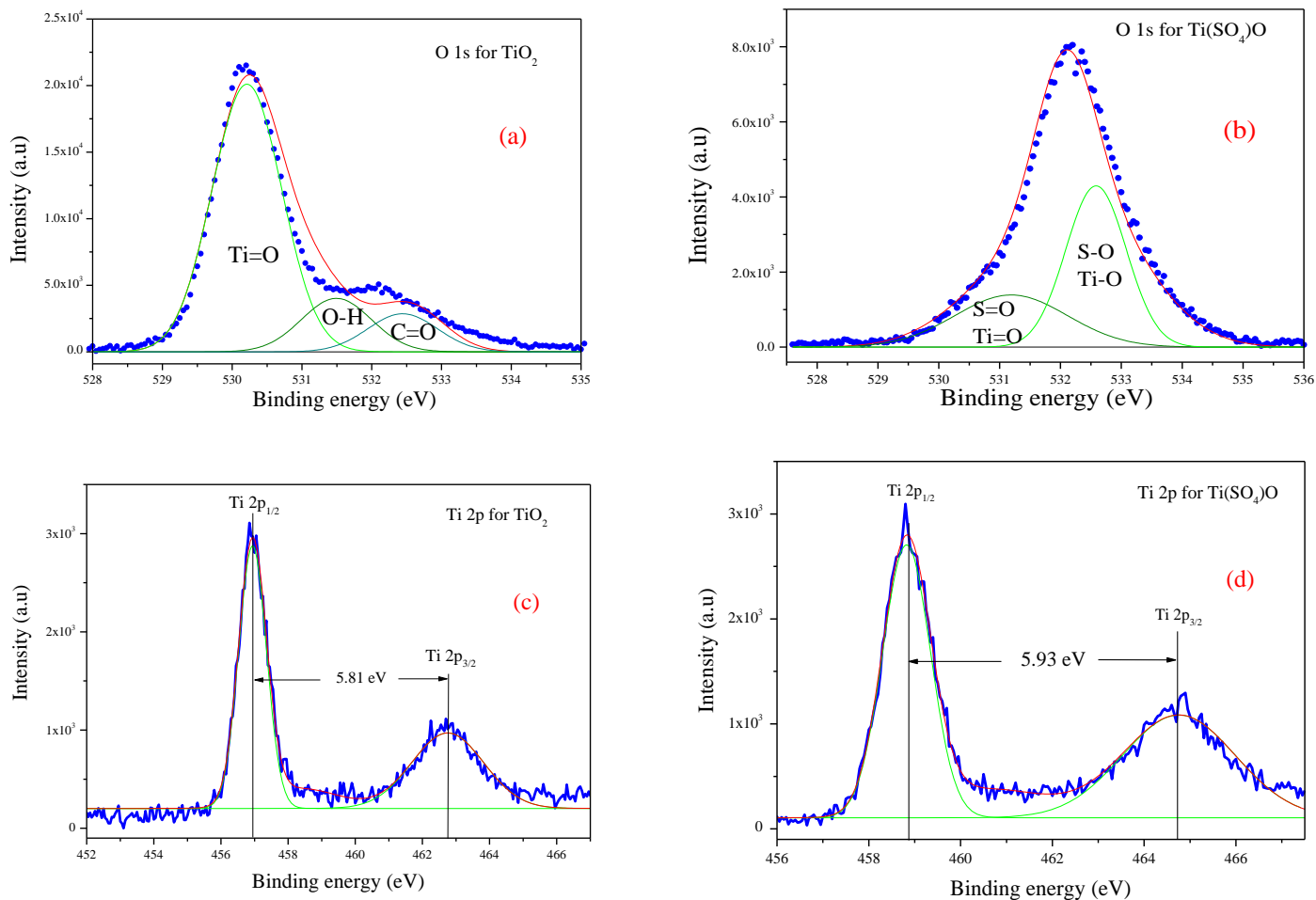


Figure S1: XPS Spectra showing the O 1s chemical environments for TiO₂ (a) and Ti(SO₄)O nano-catalysts (b), the de-convolution of Ti 2p peaks for TiO₂ (c) and Ti(SO₄)O nano-catalysts (d).

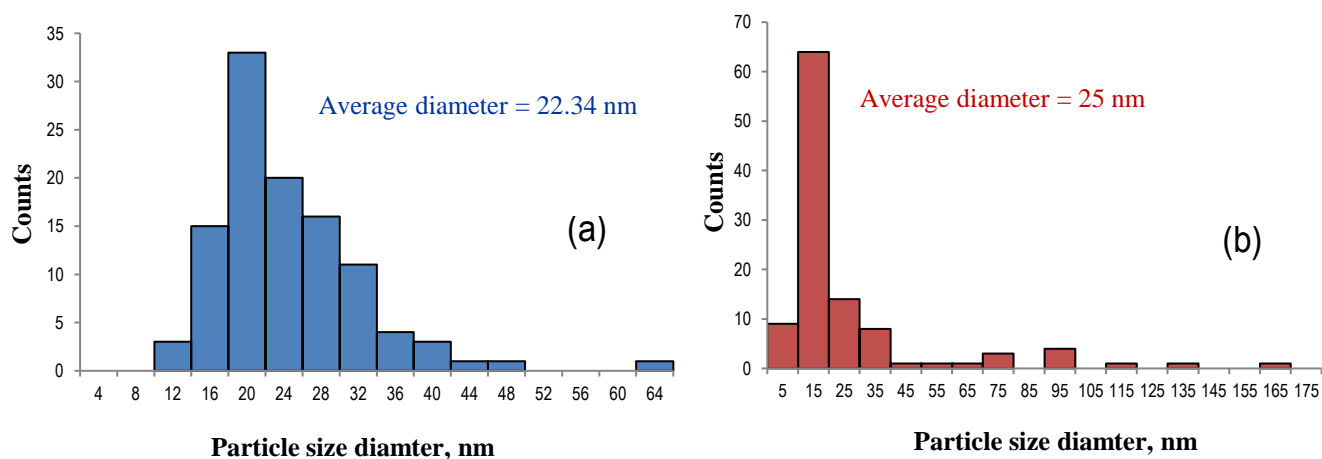


Figure S2: Particle size distributions of (a) TiO₂ and (b) Ti(SO₄)O nano-catalyst samples

Table S3 Comparison of d-spacing values from this experiment with the reported d-spacing values given in the JCPDS- ICDD reference cards

d-Spacing, Å	h k l	101	103	004	112	200	105	211	213	204
	JCPDS-ICDD	3.5165	2.4305	2.3781	2.3323	1.8923	1.6998	1.6664	1.4931	1.4807
TiO ₂ , Anatase	XRD	3.5168	2.4306	2.3780	2.3324	1.8925	1.6998	1.6665	1.4932	1.4808
	SAED	3.5476	---	2.3754	---	1.8240	---	1.6612	---	---
d-Spacing, Å	h k l	110	101	200	111	210	211	220	002	310
	JCPDS-ICDD	3.2488	2.4862	2.2972	2.1866	2.0547	1.6873	1.6244	1.4782	1.4529
TiO ₂ , Rutile	XRD	3.2485	2.4876	2.2970	2.1875	2.0545	1.6876	1.6242	1.4795	1.4528
	SAED	3.1815	---	2.2870	---	2.0997	---	1.6185	---	---
d-Spacing, Å	h k l	200	201	111	301	112	410	122	222	611
	JCPDS-ICDD	5.4743	4.1669	3.7716	3.1735	2.6447	2.4170	1.9758	1.8859	1.6616
Ti(SO ₄)O	XRD	5.4751	4.1673	3.7714	3.1738	2.6447	2.4172	1.9757	1.8858	1.6618
	SAED	5.4795	4.1639	3.7738	3.1672	2.6317	2.4175	1.9639	1.8934	1.6656

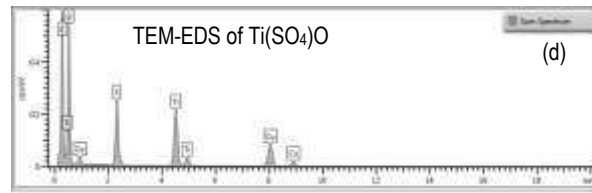

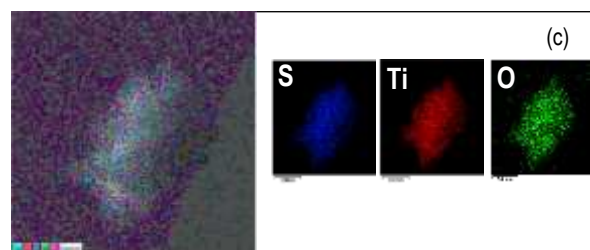
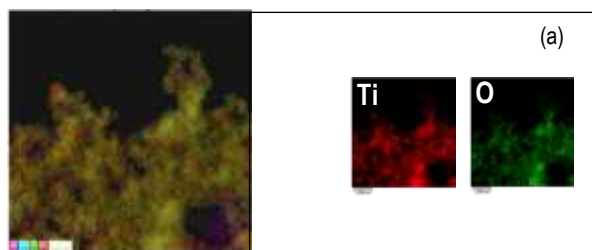


Figure S3: TEM mapping for (a) TiO_2 and (c) $\text{Ti}(\text{SO}_4)\text{O}$ nano-catalysts and energy dispersive X-ray spectroscopy for (b) TiO_2 and (d) $\text{Ti}(\text{SO}_4)\text{O}$ nano-catalysts.