



This is a repository copy of *Synthesis of substituted tetrahydroisoquinolines by lithiation then electrophilic quench.*

White Rose Research Online URL for this paper:  
<http://eprints.whiterose.ac.uk/103199/>

Version: Accepted Version

---

**Article:**

Talk, R.A., Duperray, A., Li, X. et al. (1 more author) (2016) Synthesis of substituted tetrahydroisoquinolines by lithiation then electrophilic quench. *Organic and Biomolecular Chemistry*, 14 (21). pp. 4908-4917. ISSN 1477-0520

<https://doi.org/10.1039/C6OB00577B>

---

**Reuse**

Unless indicated otherwise, fulltext items are protected by copyright with all rights reserved. The copyright exception in section 29 of the Copyright, Designs and Patents Act 1988 allows the making of a single copy solely for the purpose of non-commercial research or private study within the limits of fair dealing. The publisher or other rights-holder may allow further reproduction and re-use of this version - refer to the White Rose Research Online record for this item. Where records identify the publisher as the copyright holder, users can verify any specific terms of use on the publisher's website.

**Takedown**

If you consider content in White Rose Research Online to be in breach of UK law, please notify us by emailing [eprints@whiterose.ac.uk](mailto:eprints@whiterose.ac.uk) including the URL of the record and the reason for the withdrawal request.



[eprints@whiterose.ac.uk](mailto:eprints@whiterose.ac.uk)  
<https://eprints.whiterose.ac.uk/>

## Synthesis of substituted tetrahydroisoquinolines by lithiation then electrophilic quench

Received 00th January 20xx,  
Accepted 00th January 20xx

DOI: 10.1039/x0xx00000x

www.rsc.org/

Ruaa A. Talk, Alexia Duperray, Xiabing Li, and Iain Coldham\*

Substituted *N*-*tert*-butoxycarbonyl (Boc)-1,2,3,4-tetrahydroisoquinolines were prepared and treated with *n*-butyllithium in THF at  $-50\text{ }^{\circ}\text{C}$  to test the scope of the metallation and electrophilic quench. The lithiation was optimised by using *in situ* ReactIR spectroscopy and the rate of rotation of the carbamate was determined. The 1-lithiated intermediates could be trapped with a variety of electrophiles to give good yields of 1-substituted tetrahydroisoquinoline products. Treatment with acid or reduction with  $\text{LiAlH}_4$  allows conversion to the *N*-H or *N*-Me compound. The chemistry was applied to the efficient total syntheses of the alkaloids ( $\pm$ )-crispine A and ( $\pm$ )-dysoxyline.

### Introduction

The tetrahydroisoquinoline ring structure is present in a large number of natural and biologically active products. Derivatives with a substituent in the 1-position are particularly common and are typically prepared by Pictet–Spengler or Bischler–Napieralksi reactions.<sup>1</sup> Other methods include addition to iminium ions or reduction of isoquinoline rings.<sup>2</sup> An alternative approach to such compounds makes use of the ability to deprotonate at the 1-position of the tetrahydroisoquinoline ring. This method has potential to provide access to a large range of differently substituted derivatives. Various *N*-substituents on the tetrahydroisoquinoline can be used to aid the metallation.<sup>3</sup> We have reported that an efficient and relatively mild method is to use the *N*-Boc derivative with deprotonation by using *n*-BuLi.<sup>4,5</sup> However we have so far reported only a few examples with the parent compound *N*-Boc-tetrahydroisoquinoline **1** and with the 6,7-dimethoxy derivative **2** (Fig. 1).<sup>4</sup> Here we demonstrate that the chemistry is amenable to other substituted tetrahydroisoquinolines and to a variety of different electrophiles, leading to its application to the syntheses of the alkaloids ( $\pm$ )-crispine A and ( $\pm$ )-dysoxyline.

In our earlier work we showed that the Boc group in *N*-Boc-tetrahydroisoquinoline rotates slowly at  $-78\text{ }^{\circ}\text{C}$ .<sup>4</sup> As the lithiation at the 1-position is directed by complexation of the base (*n*-butyllithium) with the carbonyl of the Boc group,<sup>6</sup> better yields can be obtained at  $-50\text{ }^{\circ}\text{C}$  since the Boc rotation is faster. We wanted to test whether the same phenomenon also occurs with other derivatives and whether the lithiation–substitution chemistry is amenable to different substituted

tetrahydroisoquinolines. The lithiations of a selection of *N*-Boc-tetrahydroisoquinoline compounds (**2–5**) and applications of this chemistry to the preparation of some natural products are described in this article.

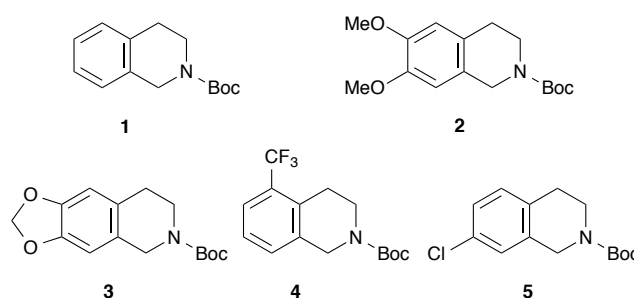


Fig. 1 Structures of some *N*-Boc-tetrahydroisoquinolines.

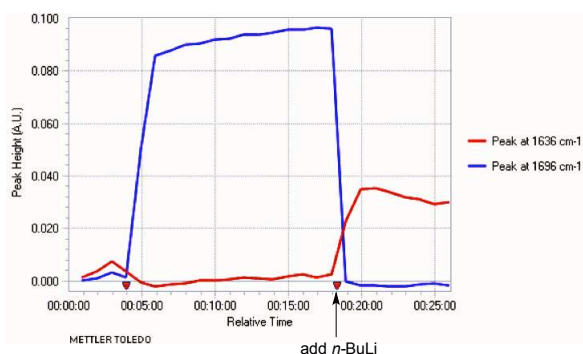
### Results and discussion

We selected to prepare the tetrahydroisoquinolines **2–5** (Fig. 1). These compounds provide a range of electron-donating (alkoxy) and electron-withdrawing (chloro and trifluoromethyl) groups on the tetrahydroisoquinolines used for the lithiation chemistry. For syntheses of compounds **2–5**, see the Supplementary Information.

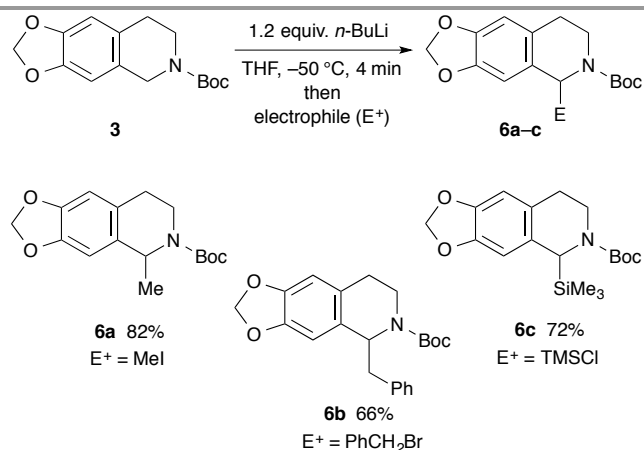
The lithiation of tetrahydroisoquinoline **3** was monitored by *in situ* ReactIR spectroscopy. With 1.2 equivalents of *n*-BuLi in THF at  $-78\text{ }^{\circ}\text{C}$  the lithiation was slow. However, by conducting the reaction at  $-50\text{ }^{\circ}\text{C}$  a rapid lithiation took place (Figure 2). This result indicates that the rotation of the Boc group is slow at  $-78\text{ }^{\circ}\text{C}$ , but fast at  $-50\text{ }^{\circ}\text{C}$ , in line with previous work.<sup>4,7</sup> The *n*-BuLi coordinates to the carbonyl oxygen atom of the Boc group (sometimes referred to as a 'complex induced proximity effect'),<sup>6</sup> so for benzylic lithiation to occur in high yield the Boc group must rotate under the conditions of the reaction.

Department of Chemistry, University of Sheffield, Brook Hill, Sheffield, S3 7HF, UK.  
E-mail: i.coldham@sheffield.ac.uk

\*Electronic Supplementary Information (ESI) available: Preparation of **2–5**, ReactIR and NMR spectra. See DOI: 10.1039/x0xx00000x



**Fig. 2** *In situ* IR plot of the lithiation of **3** with *n*-BuLi in THF at  $-50\text{ }^{\circ}\text{C}$  with time in h:min:sec.  $\nu_{\text{C=O}}$  **3**  $1696\text{ cm}^{-1}$ , *n*-BuLi added at time 18 min,  $\nu_{\text{C=O}}$  lithiated **3**  $1636\text{ cm}^{-1}$ .



**Scheme 1** Lithiation–substitution of the tetrahydroisoquinoline **3**.

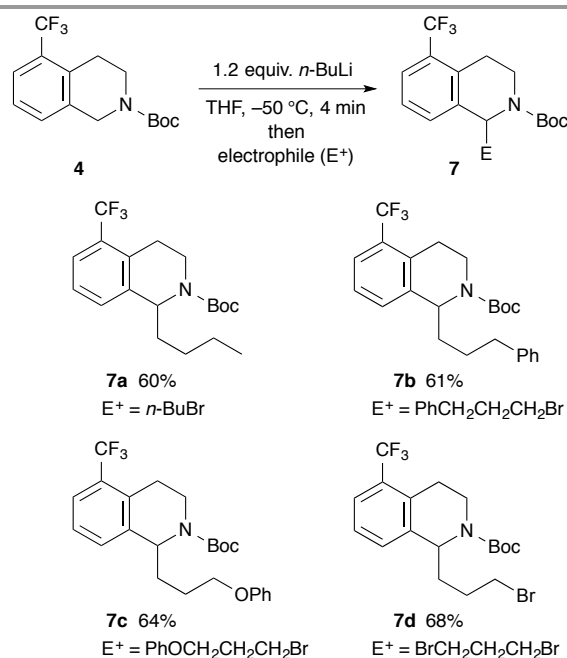
By using the optimised lithiation conditions (THF,  $-50\text{ }^{\circ}\text{C}$ , 4 min), followed by electrophilic quench and purification by column chromatography, the substituted products **6a–c** were obtained with reasonable to good yields (Scheme 1). Lithiation occurs only in the benzylic position, as judged by  $^1\text{H}$  NMR spectroscopy. We did not observe any other substitution products.

To expand the range of substrates beyond the parent or electron-rich tetrahydroisoquinolines (compounds **1–3**), we prepared the tetrahydroisoquinolines **4** and **5** (see the Supplementary Information). We found that these compounds behaved in a similar way and lithiation could be achieved at  $-50\text{ }^{\circ}\text{C}$  over the course of only a few minutes. Some examples of the substitution products that were obtained in this chemistry are shown in Schemes 2 and 3. The chemistry was successful for a variety of electrophiles including alkyl and allyl bromides, and trialkyltin or silyl chlorides. After column chromatography reasonable to good yields of the 1-substituted products **7a–d** and **8a–c** were obtained. The lithiation–substitution was selective for the 1-position, indicating that the Boc group is a better directing group for lithiation than  $\text{CF}_3$  or chlorine.

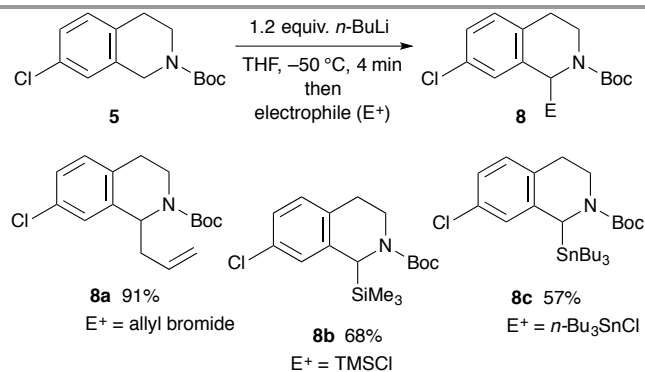
As mentioned above, in the lithiation step the *n*-BuLi coordinates to the carbonyl oxygen atom,<sup>6</sup> so the rate of lithiation will depend on the rate of rotation of the Boc group. We had previously determined an approximate value for the barrier to rotation,  $\Delta G^{\ddagger} \approx 60.8\text{ kJmol}^{-1}$  at  $5.5\text{ }^{\circ}\text{C}$  of the parent

compound **1**.<sup>4</sup> We therefore decided to determine the kinetics for rotation of the Boc group for the tetrahydroisoquinoline **4** for comparison. Variable temperature NMR spectroscopy in  $\text{D}_8\text{-THF}$  was carried out and coalescence of the benzylic  $\text{CH}_2$  signals occurred at about  $5\text{ }^{\circ}\text{C}$  (for selected spectra, see Fig. 3). Line shape analysis (see SI) revealed activation parameters  $\Delta H^{\ddagger} \approx 81\text{ kJmol}^{-1}$  and  $\Delta S^{\ddagger} \approx 77\text{ JK}^{-1}\text{mol}^{-1}$ . These values lead to a similar overall barrier to rotation ( $\Delta G^{\ddagger} \approx 60\text{ kJmol}^{-1}$  at  $5\text{ }^{\circ}\text{C}$ ) for the Boc group in both compounds **4** and **1**. From this we can determine, for rotation of the Boc group in **4**, the half-life  $t_{1/2} \approx 2\text{ min}$  at  $-50\text{ }^{\circ}\text{C}$ . Therefore the lithiation requires only a few minutes at this temperature for complete reaction.

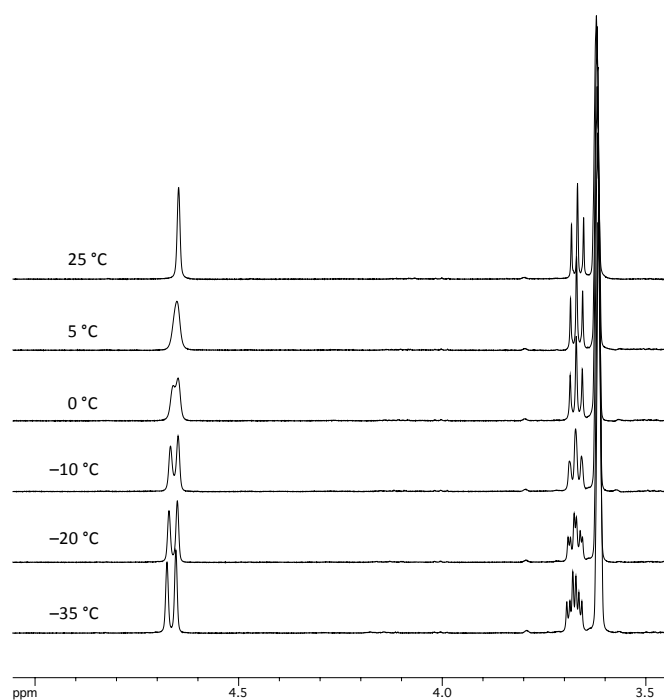
By using 1.2 equivalents of the electrophile 1,3-dibromopropane, the 1-substituted product **7d** was formed without any appreciable formation of the product from double electrophilic substitution. The product **7d** was treated with trifluoroacetic acid (TFA) (Scheme 4). This resulted in the removal of the Boc group and concomitant cyclization to give the product **9** in high yield.



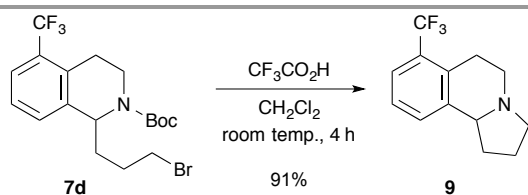
**Scheme 2** Lithiation–substitution of the tetrahydroisoquinoline **4**.



**Scheme 3** Lithiation–substitution of the tetrahydroisoquinoline **5**.

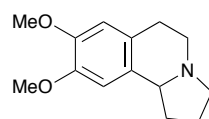
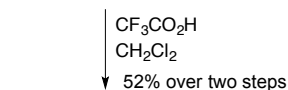
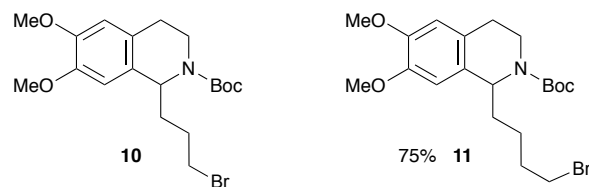
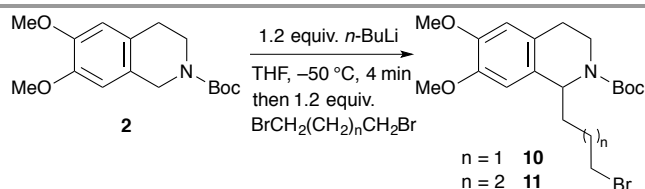


**Fig. 3** Variable temperature NMR spectroscopy of tetrahydroisoquinoline **4** in  $D_8$ -THF showing selected spectra only the region from 5.00–3.50 ppm.

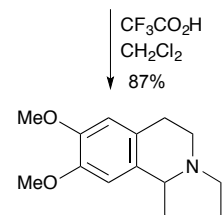
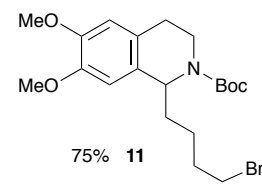


**Scheme 4** Removal of Boc group from the tetrahydroisoquinoline **7d**.

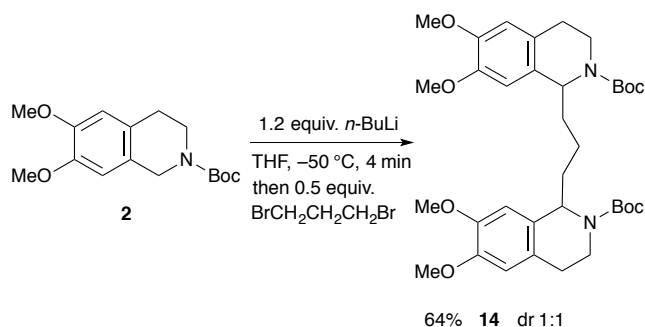
We were interested to test dibromoalkane electrophiles further and selected to use the tetrahydroisoquinoline substrate **2** for this work. Lithiation of compound **2** with *n*-BuLi in THF at  $-50\text{ }^\circ\text{C}$  for 4 min followed by addition of more than one equivalent of 1,3-dibromopropane or 1,4-dibromobutane gave the expected 1-substituted products **10** and **11** (Scheme 5). By using 0.5 equivalents of 1,3-dibromopropane we were able to prepare the 1,1'-disubstituted product **14** as a separable mixture of diastereoisomers. Related bis-tetrahydroisoquinolinium salts have recently been found to be high affinity ligands for SK channels.<sup>8</sup>



crispine A **12**



**13**

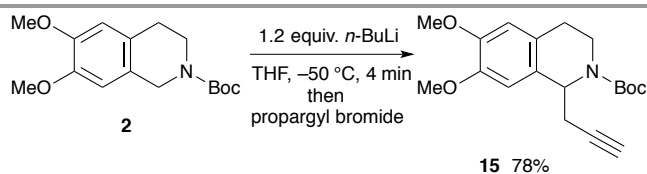


**Scheme 5** Use of dibromoalkane electrophiles and synthesis of (±)-crispine A.

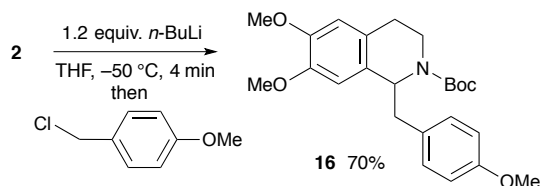
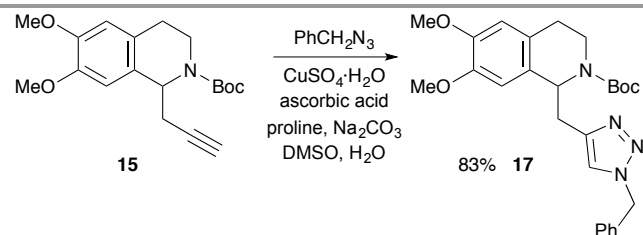
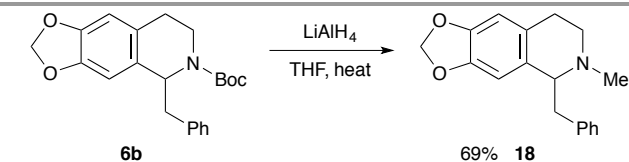
Treatment of the crude product **10** with trifluoroacetic acid gave the natural product (±)-crispine A, **12**, in 52% yield over the two steps. This chemistry therefore provides a short and efficient synthesis of this compound (just three steps from commercial 6,7-dimethoxytetrahydroisoquinoline).<sup>9</sup> In the same way as the formation of crispine A, hydrolysis of the Boc group from compound **11** was carried out to provide the homologous product **13** in high yield (Scheme 5).<sup>10</sup>

To expand the range of electrophiles that have been shown to be successful in these alkylation reactions, we treated the tetrahydroisoquinoline **2** with *n*-BuLi in THF at  $-50\text{ }^\circ\text{C}$  for 4 min followed by addition of propargyl bromide or 4-methoxybenzyl chloride (Scheme 6). The products **15** and **16** were isolated with good yields.

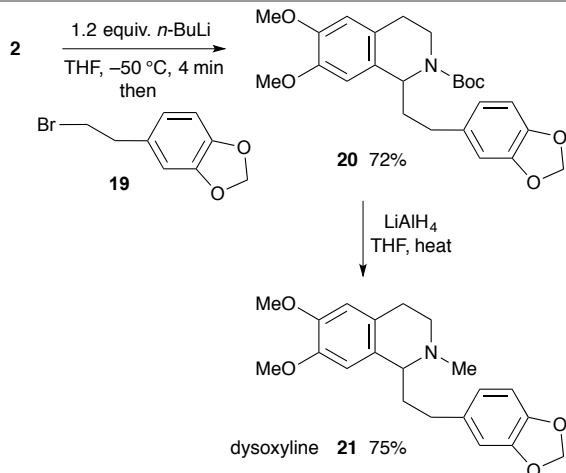
We have demonstrated that the Boc group can be removed from several of these products (**7d**, **10**, **11**) by using TFA. Other transformations of the substituted products are possible. For example, treating the product **15** with benzyl azide and a copper catalyst gave the expected triazole **17** (Scheme 7).<sup>11</sup> Reduction of the Boc group in the tetrahydroisoquinoline **6b** with  $\text{LiAlH}_4$  gave the *N*-methyl derivative **18** (Scheme 8).



Scheme 9 Synthesis of (±)-dysoxyline.

Scheme 6 Lithiation-substitution of the tetrahydroisoquinoline **2**.Scheme 7 Further transformation of the product **16**.Scheme 8 Reduction of the tetrahydroisoquinoline **6b**.

Finally, we prepared the natural product (±)-dysoxyline using this chemistry.<sup>12</sup> The tetrahydroisoquinoline **2** was deprotonated under the standard conditions and then treated with the bromide **19** (Scheme 9). We were pleased that this gave a good yield of the 1-substituted product **20** despite the potential for  $\beta$ -elimination. Reduction of this product with  $\text{LiAlH}_4$  gave (±)-dysoxyline **21**. Hence this chemistry allows an efficient way to prepare simple tetrahydroisoquinoline alkaloids.



## Conclusions

We have found that the lithiation of *N*-Boc-tetrahydroisoquinolines can be extended to a selection of different substituted derivatives by using the conditions found previously for the parent compound (**1**) and this requires only a few minutes at  $-50\text{ }^{\circ}\text{C}$  with *n*-butyllithium. The intermediate organolithium can be trapped with a wide selection of different electrophiles to give good yields of a variety of 1-substituted tetrahydroisoquinoline products. The chemistry was applied to the short syntheses of the alkaloids crispine A and dysoxyline.

## Acknowledgements

We thank the University of Sheffield, the Iraqi Government, the China Scholarship Council/Department for Business Innovation & Skills (UK-China Scholarships for Excellence), and the ERASMUS programme for support. We thank Sue Bradshaw and Sandra van Meurs for NMR spectroscopic studies.

## Experimental

### *tert*-Butyl 7,8-Dihydro-5-Methyl-[1,3]dioxolo[4,5-*g*]isoquinoline-6(5H)-carboxylate **6a**

*n*-BuLi (0.17 mL, 0.43 mmol, 2.5 M in hexane) was added to tetrahydroisoquinoline **3** (100 mg, 0.36 mmol) in THF (1.5 mL) at  $-50\text{ }^{\circ}\text{C}$ . After 4 min, iodomethane (0.08 mL, 1.26 mmol) was added. The mixture was allowed to warm to room temperature over 16 h and MeOH (1 mL) was added. The solvent was evaporated and the residue was purified by column chromatography on silica gel, eluting with petrol–EtOAc (92:8), to give the carbamate **6a** (85 mg, 82%) as plates; m.p.  $81\text{--}82\text{ }^{\circ}\text{C}$ ;  $R_f$  0.39 [petrol–EtOAc (90:10)];  $\nu_{\text{max}}$  (neat)/ $\text{cm}^{-1}$  2970, 2875, 1670, 1485;  $^1\text{H NMR}$  (400 MHz,  $\text{CDCl}_3$ , rotamers)  $\delta$  = 6.58–6.57 (2H, m, 2 x CH), 5.80 (2H, s,  $\text{CH}_2$ ), 5.18–4.96 (1H, br m, CH), 4.27–3.91 (1H, br m, CH), 3.67–2.60 (3H, br m, 3 x CH), 1.50 (9H, s, *t*-Bu), 1.40 (3H, d, *J* 7,  $\text{CH}_3$ );  $^{13}\text{C NMR}$  (100 MHz,  $\text{CDCl}_3$ , rotamers)  $\delta$  = 154.9 & 154.4, 146.1, 146.0, 127.3, 127.1, 108.4, 106.7, 100.7, 79.6, 50.5 & 49.8, 38.0 & 36.6, 29.6, 29.0 & 28.0, 22.0; HRMS (ES) Found:  $\text{MNa}^+$ , 314.1360.  $\text{C}_{16}\text{H}_{22}\text{NO}_4\text{Na}$  requires  $\text{MNa}^+$ , 314.1368; LRMS  $m/z$  (ES) 314 (100%).

### *tert*-Butyl 5-Benzyl-7,8-dihydro-[1,3]dioxolo[4,5-*g*]isoquinoline-6(5H)-carboxylate **6b**

*n*-BuLi (0.17 mL, 0.43 mmol, 2.5 M in hexane) was added to tetrahydroisoquinoline **3** (100 mg, 0.36 mmol) in THF (1.5 mL) at  $-50\text{ }^{\circ}\text{C}$ . After 4 min, benzyl bromide (0.15 mL, 1.26 mmol) was added. The mixture was allowed to warm to room temperature over 16 h and MeOH (1 mL) was added. The solvent was evaporated and the residue was purified by column chromatography on silica gel, eluting with petrol–EtOAc (93:7), to give the carbamate **6b** (87 mg, 66%) as an oil;

$R_f$  0.41 [petrol–EtOAc (90:10)];  $\nu_{\max}$  (neat)/ $\text{cm}^{-1}$  2975, 2925, 1680, 1485;  $^1\text{H}$  NMR (400 MHz,  $\text{CDCl}_3$ )  $\delta$  = 7.36–7.20 (3H, m, 3 x CH), 7.15–7.04 (2H, m, 2 x CH), 6.61–6.54 (2H, m, 2 x CH), 5.94–5.90 (2H, m,  $\text{CH}_2$ ), 5.27 (0.35H, t,  $J$  7, CH), 5.13–5.10 (0.65H, m, CH), 4.20–4.12 (0.65H, m, CH), 3.81–3.72 (0.35H, m, CH), 3.34–3.23 (1H, m, CH), 3.06–2.95 (2H, m, CH), 2.91–2.81 (0.65H, m, CH), 2.74–2.67 (0.35H, m, CH), 2.63–2.57 (0.65H, m, CH), 2.52–2.46 (0.35H, m, CH), 1.26 (9H, s, *t*-Bu);  $^{13}\text{C}$  NMR (100 MHz,  $\text{CDCl}_3$ , rotamers)  $\delta$  = 154.5 & 154.3, 146.3 & 146.1, 145.8 & 145.7, 138.5 & 138.1, 130.1 & 130.0, 129.7 & 129.6, 129.0 & 128.8, 128.3, 128.1, 127.8 & 127.7, 126.4 & 126.2, 108.6 & 108.2, 107.6 & 107.2, 100.8 & 100.7, 79.6 & 79.4, 56.8 & 55.7, 43.0 & 42.7, 39.3 & 37.0, 29.7 & 28.6, 28.5 & 28.4; HRMS (ES) Found:  $\text{MNa}^+$ , 390.1674.  $\text{C}_{22}\text{H}_{26}\text{NO}_4\text{Na}$  requires  $\text{MNa}^+$  390.1618, LRMS  $m/z$  (ES) 390 (100%).

***tert*-Butyl 7,8-Dihydro-5-(trimethylsilyl)-[1,3]dioxolo[4,5-*g*]isoquinoline-6(5H)-carboxylate 6c**

*n*-BuLi (0.17 mL, 0.43 mmol, 2.5 M in hexane) was added to tetrahydroisoquinoline **3** (100 mg, 0.36 mmol) in THF (1.5 mL) at  $-50^\circ\text{C}$ . After 4 min,  $\text{Me}_3\text{SiCl}$  (0.16 mL, 1.2 mmol) was added. The mixture was allowed to warm to room temperature over 16 h and MeOH (1 mL) was added. The solvent was evaporated and the residue was purified by column chromatography on silica gel, eluting with petrol–EtOAc (92:8), to give the carbamate **6c** (90 mg, 72%) as an oil;  $R_f$  0.36 [petrol–EtOAc (90:10)];  $\nu_{\max}$  (neat)/ $\text{cm}^{-1}$  2965, 2930, 1680, 1480, 836,  $^1\text{H}$  NMR (400 MHz,  $\text{CDCl}_3$ , rotamers)  $\delta$  = 6.60 (0.5H, s, CH), 6.57 (0.5H, s, CH), 6.46 (0.5H, s, CH), 6.45 (0.5H, s, CH), 5.92–5.89 (2H, m, CH), 4.83 (0.5H, br, CH), 4.67 (0.5H, br, CH), 4.18 (0.5H, dt,  $J$  12, 5, CH), 3.93 (0.5H, dt,  $J$  12, 5, CH), 3.25 (0.5H, ddd,  $J$  12, 9, 5, CH), 3.11–3.05 (0.5H, m, CH), 2.90–2.78 (1H, m, CH), 2.65–2.55 (1H, m, CH), 1.50 (4.5H, s, *t*-Bu), 1.49 (4.5H, s, *t*-Bu), 0.06 (4.5H, s,  $\text{SiMe}_3$ ), 0.05 (4.5H, s,  $\text{SiMe}_3$ );  $^{13}\text{C}$  NMR (100 MHz,  $\text{CDCl}_3$ , rotamers)  $\delta$  = 154.4, 145.9 & 144.8, 145.1 & 144.9, 130.3 & 129.7, 125.7 & 125.6, 108.9 & 108.6, 105.4 & 105.1, 100.7 & 100.6, 79.7 & 79.2, 49.9 & 49.0, 41.0 & 39.8, 28.9 & 28.55, 28.5,  $-1.4$  &  $-1.6$ ; HRMS (ES) Found:  $\text{MNa}^+$ , 372.1603.  $\text{C}_{18}\text{H}_{28}\text{NO}_4\text{SiNa}$  requires  $\text{MNa}^+$  372.1607; LRMS  $m/z$  (ES) 372 (100%).

***tert*-Butyl 1-Butyl-5-(trifluoromethyl)-1,2,3,4-tetrahydroisoquinoline-2-carboxylate 7a**

*n*-BuLi (0.19 mL, 0.49 mmol, 2.5 M in hexane) was added to tetrahydroisoquinoline **4** (100 mg, 0.33 mmol) in THF (1.5 mL) at  $-50^\circ\text{C}$ . After 4 min, *n*-butyl bromide (0.12 mL, 1.16 mmol) was added. The mixture was allowed to warm to room temperature over 16 h and MeOH (1 mL) was added. The solvent was evaporated and the residue was purified by column chromatography on silica gel, eluting with petrol–EtOAc (98:2), to give the carbamate **7a** (70 mg, 60%) as an oil;  $R_f$  0.36 [petrol–EtOAc (90:10)];  $\nu_{\max}$  (neat)/ $\text{cm}^{-1}$  2965, 2930, 1690, 1425;  $^1\text{H}$  NMR (400 MHz,  $\text{CDCl}_3$ , rotamers)  $\delta$  = 7.52–7.51 (1H, m, CH), 7.29–7.28 (2H, m, 2 x CH), 5.21–5.18 (0.5H, br m, CH), 5.07–5.05 (0.5H, br m, CH), 4.25–4.22 (0.5H, br m, CH), 4.00–3.97 (0.5H, br m, CH), 3.36–3.15 (1H, br m, CH), 3.05–2.93 (2H, br m, 2 x CH), 1.89–1.66 (2H, br m, CH), 1.50 (9H, s, *t*-

Bu), 1.45–1.29 (4H, m, 4 x CH), 0.94–0.89 (3H, m,  $\text{CH}_3$ );  $^{13}\text{C}$  NMR (100 MHz,  $\text{CDCl}_3$ , rotamers)  $\delta$  = 154.8, 140.3 & 140.1, 133.3 & 133.0, 131.2 & 130.9, 128.3 (q,  $J$  28.5 Hz), 125.6, 124.1, 121.7 ( $\text{CF}_3$ , q,  $J$  269), 80.0 & 79.7, 54.9 & 54.1, 37.7 & 36.9, 36.5 & 35.9, 29.7 & 28.7, 28.4, 25.2 & 25.1, 22.5, 14.0; HRMS (ES) Found:  $\text{MNa}^+$ , 380.1795.  $\text{C}_{19}\text{H}_{26}\text{NO}_2\text{F}_3\text{Na}$  requires  $\text{MNa}^+$  380.1813; LRMS  $m/z$  (ES) 380 (100%).

***tert*-Butyl 5-(Trifluoromethyl)-3,4-dihydro-1-(3-phenylpropyl)isoquinoline-2(1H)-carboxylate 7b**

*n*-BuLi (0.19 mL, 0.49 mmol, 2.5 M in hexane) was added to tetrahydroisoquinoline **4** (100 mg, 0.33 mmol) in THF (1.5 mL) at  $-50^\circ\text{C}$ . After 4 min,  $\text{Br}(\text{CH}_2)_3\text{Ph}$  (0.17 mL, 1.16 mmol) was added. The mixture was allowed to warm to room temperature over 16 h and MeOH (1 mL) was added. The solvent was evaporated and the residue was purified by column chromatography on silica gel, eluting with petrol–EtOAc (99:1), to give the carbamate **7b** (84 mg, 61%) as an oil;  $R_f$  0.25 [petrol–EtOAc (90:10)];  $\nu_{\max}$  (neat)/ $\text{cm}^{-1}$  2970, 2930, 1690, 1420;  $^1\text{H}$  NMR (400 MHz,  $\text{CDCl}_3$ , rotamers)  $\delta$  = 7.53–7.52 (1H, m, CH), 7.30–7.19 (7H, m, 7 x CH), 5.30–5.25 (0.5H, m, CH), 5.09–5.00 (0.5H, m, CH), 4.30–4.16 (0.5H, m, CH), 4.00–3.97 (0.5H, m, CH), 3.26–3.16 (1H, m, CH), 3.05–2.92 (2H, m, 2 x CH), 2.75–2.67 (2H, m, 2 x CH), 1.90–1.72 (4H, m, 4 x CH), 1.51 (4.5H, s, *t*-Bu), 1.49 (4.5H, s, *t*-Bu);  $^{13}\text{C}$  NMR (100 MHz,  $\text{CDCl}_3$ , rotamers)  $\delta$  = 154.8 & 154.6, 142.2 & 141.8, 140.1 & 139.8, 133.3 & 133.0, 131.2, 130.9, 128.3, 125.8, 124.3 ( $\text{CF}_3$ , q,  $J$  270), 124.2, 80.1 & 79.8, 54.9 & 53.8, 37.6, 36.4, 36.0, 35.4, 28.4, 27.9, 25.2 & 25.1; HRMS (ES) Found:  $\text{MNa}^+$ , 442.1961.  $\text{C}_{24}\text{H}_{28}\text{NO}_2\text{F}_3\text{Na}$  requires  $\text{MNa}^+$  442.1970; LRMS  $m/z$  (ES) 442 (100%).

***tert*-Butyl 5-(Trifluoromethyl)-3,4-dihydro-1-(3-phenoxypropyl)isoquinoline-2(1H)-carboxylate 7c**

*n*-BuLi (0.19 mL, 0.49 mmol, 2.5 M in hexane) was added to tetrahydroisoquinoline **4** (100 mg, 0.33 mmol) in THF (1.5 mL) at  $-50^\circ\text{C}$ . After 4 min,  $\text{Br}(\text{CH}_2)_3\text{OPh}$  (0.17 mL, 1.16 mmol) was added. The mixture was allowed to warm to room temperature over 16 h and MeOH (1 mL) was added. The solvent was evaporated and the residue was purified by column chromatography on silica gel, eluting with petrol–EtOAc (99:1), to give the carbamate **7c** (90 mg, 64%) as an oil;  $R_f$  0.22 [petrol–EtOAc (90:10)];  $\nu_{\max}$  (neat)/ $\text{cm}^{-1}$  2970, 1685, 1420;  $^1\text{H}$  NMR (400 MHz,  $\text{CDCl}_3$ )  $\delta$  = 7.52–7.45 (1H, m, CH), 7.37–7.25 (4H, m, 4 x CH), 6.96–6.90 (3H, m, 3 x CH), 5.30–5.27 (0.5H, m, CH), 5.15–5.12 (0.5H, m, CH), 4.30–4.25 (0.5H, m, CH), 4.10–4.02 (2.5H, m, CH), 3.37–3.20 (1H, m, CH), 3.08–2.98 (2H, m, 2 x CH), 2.03–1.90 (4H, m, 4 x CH), 1.50 (9H, s, *t*-Bu);  $^{13}\text{C}$  NMR (100 MHz,  $\text{CDCl}_3$ , rotamers)  $\delta$  = 159.0, 154.9 & 154.5, 140.2 & 139.7, 133.3 & 133.0 (C), 131.2 & 130.9, 129.4, 128.6 (q,  $J$  31), 125.8, 124.3, 121.0 ( $\text{CF}_3$ , q,  $J$  274), 120.7 & 120.6, 114.5, 80.2 & 79.9, 67.2, 54.6 & 53.7, 37.6 & 36.0, 33.5 & 33.1, 29.7 & 28.4, 26.2, 25.2 & 25.0; HRMS (ES) Found:  $\text{MNa}^+$ , 458.1918.  $\text{C}_{24}\text{H}_{29}\text{NO}_3\text{F}_3\text{Na}$  requires  $\text{MNa}^+$ , 458.1919; LRMS  $m/z$  (ES) 458 (100%).

**tert-Butyl 1-(3-Bromopropyl)-5-(trifluoromethyl)-1,2,3,4-tetrahydroisoquinoline-2-carboxylate 7d**

*n*-BuLi (0.31 mL, 0.78 mmol, 2.5 M in hexane) was added to tetrahydroisoquinoline **4** (200 mg, 0.66 mmol) in THF (3 mL) at  $-50^{\circ}\text{C}$ . After 4 min,  $\text{Br}(\text{CH}_2)_3\text{Br}$  (0.08 mL, 0.79 mmol) was added. The mixture was allowed to warm to room temperature over 16 h and MeOH (1 mL) was added. The solvent was evaporated and the residue was purified by column chromatography on silica gel, eluting with petrol–EtOAc (99:1), to give the carbamate **7d** (180 mg, 68%) as an oil;  $R_f$  0.4 [petrol–EtOAc (80:20)];  $\nu_{\text{max}}$  (neat)/ $\text{cm}^{-1}$  2975, 2925, 1690, 1420;  $^1\text{H}$  NMR (400 MHz,  $\text{CDCl}_3$ , rotamers)  $\delta$  = 7.55–7.53 (1H, m, CH), 7.35–7.30 (2H, m, 2 x CH), 5.26–5.23 (0.5H, m, CH), 5.10–5.08 (0.5H, m, CH), 4.33–4.27 (0.5H, m, CH), 4.08–4.06 (0.5H, m, CH), 3.68–3.51 (2H, m, 2 x CH), 3.31–3.15 (1H, m, CH), 3.00–2.97 (2H, m, 2 x CH), 2.05–1.95 (4H, m, 4 x CH), 1.50 (9H, s, *t*-Bu);  $^{13}\text{C}$  NMR (100 MHz,  $\text{CDCl}_3$ , rotamers)  $\delta$  = 154.9 & 154.2, 139.7, 139.2, 133.6 & 132.6, 131.3 & 130.8, 125.9 & 125.8, 124.4, 124.3 (q, *J* 280), 80.5 & 80.0, 54.1 & 52.9, 37.6 & 35.9, 35.2 & 34.7, 33.5 & 33.0, 29.8 & 29.2, 28.4, 25.6 & 25.0; HRMS (ES) Found:  $\text{MNa}^+$ , 444.0754.  $\text{C}_{18}\text{H}_{23}\text{NO}_2\text{F}_3$  requires  $\text{MNa}^+$  444.0762; LRMS  $m/z$  (ES) 446 (97%), 444 (100%).

**tert-Butyl 1-Allyl-7-chloro-3,4-dihydroisoquinoline-2(1H)-carboxylate 8a**

*n*-BuLi (0.17 mL, 0.44 mmol, 2.5 M in hexane) was added to tetrahydroisoquinoline **5** (100 mg, 0.37 mmol) in THF (1.5 mL) at  $-50^{\circ}\text{C}$ . After 4 min, allyl bromide (0.13 mL, 1.3 mmol) was added. The mixture was allowed to warm to room temperature over 16 h and MeOH (1 mL) was added. The solvent was evaporated and the residue was purified by column chromatography on silica gel, eluting with petrol–EtOAc (98:2), to give the carbamate **8a** (100 mg, 91%) as plates m.p. 94–96  $^{\circ}\text{C}$ ;  $R_f$  0.6 [petrol–EtOAc (95:5)];  $\nu_{\text{max}}$  (neat)/ $\text{cm}^{-1}$  2975, 2930, 1690, 1420;  $^1\text{H}$  NMR (400 MHz,  $\text{CDCl}_3$ , rotamers)  $\delta$  = 7.15–7.14 (2H, m, 2 x CH), 7.08–7.06 (1H, m, CH), 5.85–5.80 (1H, m, CH), 5.26–5.24 (0.4H, m, CH), 5.10–5.06 (2.6H, m, CH), 4.25–4.22 (0.6H, m, CH), 4.01–3.96 (0.4H, m, CH), 3.30–3.13 (1H, m, CH), 2.93–2.85 (1H, m, CH), 2.73–2.70 (1H, m, CH), 2.56–2.52 (2H, m, 2 x CH), 1.50 (9H, s, *t*-Bu);  $^{13}\text{C}$  NMR (100 MHz,  $\text{CDCl}_3$ , rotamers)  $\delta$  = 154.7 & 154.5, 139.1 & 138.9, 134.6, 132.9 & 132.7, 131.5, 130.4 & 130.0, 127.1, 126.8 & 126.7, 117.7 & 117.3, 80.1 & 79.7, 54.2 & 53.3, 41.3 & 41.0, 38.2 & 36.5, 28.4, 28.2 & 28.0; HRMS (ES) Found:  $\text{MNa}^+$ , 330.1223.  $\text{C}_{17}\text{H}_{22}^{35}\text{ClNO}_2$  requires  $\text{MNa}^+$  330.1237; LRMS  $m/z$  (ES) 332 (33%), 330 (100%).

**tert-Butyl 7-Chloro-3,4-dihydro-1-(trimethylsilyl)isoquinoline-2(1H)-carboxylate 8b**

*n*-BuLi (0.17 mL, 0.44 mmol, 2.5 M in hexane) was added to tetrahydroisoquinoline **5** (100 mg, 0.37 mmol) in THF (1.5 mL) at  $-50^{\circ}\text{C}$ . After 4 min,  $\text{Me}_3\text{SiCl}$  (0.13 mL, 1.0 mmol) was added. The mixture was allowed to warm to room temperature over 16 h and MeOH (1 mL) was added. The solvent was evaporated and the residue was purified by column chromatography on silica gel, eluting with petrol–EtOAc (98:2), to give the

carbamate **8b** (85 mg, 68%) as plates, m.p. 115–116  $^{\circ}\text{C}$ ;  $R_f$  0.36 [petrol–EtOAc (95:5)];  $\nu_{\text{max}}$  (neat)/ $\text{cm}^{-1}$  2980, 2930, 1700, 1420, 935;  $^1\text{H}$  NMR (400 MHz,  $\text{CDCl}_3$ , rotamers)  $\delta$  = 7.05–7.03 (2H, m, 2 x CH), 6.96–6.95 (1H, m, CH), 4.95 (0.5H, s, CH), 4.78 (0.5H, s, CH), 4.30–4.20 (0.5H, m, CH), 4.00 (0.5H, dt, 12.5, 5, CH), 3.25 (0.5H, ddd, *J* 12.5, 9, 5, CH), 3.10–3.05 (0.5H, m, CH), 2.95–2.82 (1H, m, CH), 2.72–2.65 (1H, m, CH), 1.50 (4.5H, s, *t*-Bu), 1.48 (4.5H, s, *t*-Bu), 0.09–0.06 (9H, m,  $\text{CH}_3$ );  $^{13}\text{C}$  NMR (100 MHz,  $\text{CDCl}_3$ , rotamers)  $\delta$  = 154.4 & 154.3, 139.2 & 138.7, 131.4 & 131.3, 131.2 & 131.1, 130.8 & 130.4, 129.9 & 128.8, 125.0 & 124.6, 79.9 & 79.4, 49.7 & 48.9, 40.8 & 39.5, 28.5 & 28.4, 28.3 & 28.0, -1.4 & -1.7; HRMS (ES) Found:  $\text{MNa}^+$ , 362.1329.  $\text{C}_{17}\text{H}_{26}\text{NO}_2\text{NaSi}^{35}\text{Cl}$  requires  $\text{M}^+$  362.1319; LRMS  $m/z$  (ES) 364 (33%), 362 (100%).

**tert-Butyl 1-(Tributylstannyl)-7-chloro-3,4-dihydroisoquinoline-2(1H)-carboxylate 8c**

*n*-BuLi (0.17 mL, 0.44 mmol, 2.5 M in hexane) was added to tetrahydroisoquinoline **5** (100 mg, 0.37 mmol) in THF (1.5 mL) at  $-50^{\circ}\text{C}$ . After 4 min, *n*- $\text{Bu}_3\text{SnCl}$  (0.36 mL, 1.3 mmol) was added. The mixture was allowed to warm to room temperature over 16 h and MeOH (1 mL) was added. The solvent was evaporated and the residue was purified by column chromatography on silica gel, eluting with petrol–EtOAc (95:5), to give the carbamate **8c** (120 mg, 57%) as an oil;  $R_f$  0.6 [petrol–EtOAc (95:5)];  $\nu_{\text{max}}$  (neat)/ $\text{cm}^{-1}$  2955, 2925, 2855, 1700, 1150;  $^1\text{H}$  NMR (400 MHz,  $\text{CDCl}_3$ , rotamers)  $\delta$  = 7.00–6.95 (2H, m, 2 x CH), 6.85–6.80 (1H, m, CH), 5.34–5.17 (1H, m, CH), 4.35–4.25 (0.5H, m, CH), 3.85 (0.5H, dt, *J* 12, 6, CH), 3.31 (0.5H, ddd, *J* 12, 8, 4, CH), 3.01–2.85 (1.5H, m, CH), 2.75–2.65 (1H, m, CH), 1.60 (4.5H, s, *t*-Bu), 1.59 (4.5H, s, *t*-Bu), 1.45–1.20 [12H, m,  $\text{Sn}(\text{CH}_2\text{CH}_2\text{CH}_2\text{CH}_3)_3$ ], 0.95–0.78 [15H, m,  $\text{Sn}(\text{CH}_2\text{CH}_2\text{CH}_2\text{CH}_3)_3$ ];  $^{13}\text{C}$  NMR (100 MHz,  $\text{CDCl}_3$ , rotamers and C=O could not be observed)  $\delta$  = 131.8, 130.1 & 129.5, 130.0, 129.9 & 129.8, 123.9 & 123.7, 123.4, 79.4, 49.6 & 49.3, 41.7 & 40.6, 29.0, 28.9 & 28.8, 28.6 & 28.5, 27.4 & 27.3, 13.5, 10.6 & 10.4; HRMS (ES) Found:  $\text{MH}^+$ , 558.2134.  $\text{C}_{26}\text{H}_{45}\text{NO}_2^{35}\text{Cl}^{120}\text{Sn}$ , requires  $\text{MH}^+$ ; 558.2161; LRMS  $m/z$  (ES) 560 (33%), 558 (100%).

**7-(Trifluoromethyl)-1H,2H,3H,5H,6H,10bH-pyrrolo[2,1-a]isoquinoline 9**

Trifluoroacetic acid (0.28 mL, 3.66 mmol) was added to the tetrahydroisoquinoline **7d** (400 mg, 0.95 mmol) in  $\text{CH}_2\text{Cl}_2$  (5 mL) at room temperature. After 4 h, the solvent was removed under reduced pressure. Aqueous NaOH (30 mL, 1 M) was added and the mixture was extracted with  $\text{CH}_2\text{Cl}_2$  (2 x 10 mL). The combined extracts were dried ( $\text{MgSO}_4$ ), evaporated, and the residue was purified by column chromatography on silica gel, eluting with petrol–EtOAc (92:8), to give the amine **9** (210 mg, 91%) as a solid; m.p. 76–78  $^{\circ}\text{C}$ ;  $R_f$  0.5 [petrol–EtOAc (80:20)];  $\nu_{\text{max}}$  (neat)/ $\text{cm}^{-1}$  2920, 2850, 1470, 1375;  $^1\text{H}$  NMR (400 MHz,  $\text{CDCl}_3$ , rotamers)  $\delta$  = 7.52–7.50 (1H, m, CH), 7.29–7.23 (2H, m, 2 x CH), 3.27–3.04 (4H, m, 4 x CH), 2.69–2.54 (2H, m, 2 x H), 2.45–2.37 (1H, m, CH), 2.01–1.71 (4H, m, 4 x CH);  $^{13}\text{C}$  NMR (100 MHz,  $\text{CDCl}_3$ , rotamers)  $\delta$  = 140.5, 133.0, 129.6, 128.1, (q, *J* 25), 125.7, 124.5 ( $\text{CF}_3$ , q, *J* 276), 123.9 (q, *J* 7), 63.5,

53.5, 47.9, 30.6, 25.4, 22.1; HRMS (ES) Found:  $MH^+$ , 242.1147.  $C_{13}H_{15}NF_3$  requires  $MH^+$  242.1157; LRMS  $m/z$  (ES) 242 (100%).

**tert-Butyl 1-(4-Bromobutyl)-6,7-dimethoxy-1,2,3,4-tetrahydroisoquinoline-2-carboxylate 11**

*n*-BuLi (1.24 mL, 2.86 mmol, 2.5 M in hexane) was added to tetrahydroisoquinoline **2** (700 mg, 2.38 mmol) in THF (10 mL) at  $-50^\circ\text{C}$ . After 4 min,  $\text{Br}(\text{CH}_2)_4\text{Br}$  (0.34 mL, 2.86 mmol) was added. The mixture was allowed to warm to room temperature over 16 h and MeOH (1 mL) was added. The solvent was evaporated and the residue was purified by column chromatography on silica gel, eluting with petrol–EtOAc (98:2), to give the carbamate **11** (760 mg, 75%) as an oil;  $R_f$  0.21 [petrol–EtOAc (80:20)];  $\nu_{\text{max}}$  (neat)/ $\text{cm}^{-1}$  2965, 2935, 1680, 1515, 1415;  $^1\text{H}$  NMR (400 MHz,  $\text{CDCl}_3$ , rotamers)  $\delta$  = 6.61–6.60 (2H, m, 2 x CH), 5.12–5.08 (0.5H, m, CH), 4.98–4.95 (0.5H, m, CH), 4.27–4.23 (0.5H, m, CH), 4.01–3.98 (0.5, m, CH), 3.88 (6H, br s, 2 x  $\text{CH}_3$ ), 3.48–3.42 (2H, m, 2 x CH), 3.27–3.22 (0.5H, m, CH), 3.15–3.08 (0.5H, m, CH), 3.00–2.79 (1H, m, CH), 2.65–2.61 (1H, m, CH), 2.06–1.54 (6H, m, 6 x CH), 1.51 (9H, br s, *t*-Bu);  $^{13}\text{C}$  NMR (100 MHz,  $\text{CDCl}_3$ , rotamers)  $\delta$  = 154.8, 147.8, 147.4, 130.2 & 129.8, 126.5 & 126.0, 111.6, 110.2 & 109.9, 79.9 & 79.5, 56.1, 55.9, 54.2 & 53.4, 38.3 & 36.5, 36.2 & 35.7, 33.6, 32.5, 28.4, 27.9, 25.4 & 25.1; HRMS (ES) Found:  $MNa^+$ , 450.1247.  $C_{20}H_{30}NO_4^{79}\text{BrNa}$  requires  $MNa^+$  450.1256; LRMS  $m/z$  (ES) 452 (97%), 450 (100%).

**Crispine A 12**

*n*-BuLi (1.63 mL, 4.1 mmol, 2.5 M in hexane) was added to tetrahydroisoquinoline **2** (1.0 g, 3.4 mmol) in THF (14 mL) at  $-50^\circ\text{C}$ . After 4 min, dibromopropane (0.41 mL, 4.1 mmol) was added. The mixture was allowed to warm to room temperature over 16 h and MeOH (1 mL) was added. The solvent was evaporated to give the crude product **10**. Trifluoroacetic acid (0.37 mL, 4.9 mmol) was added to this crude product **10** in  $\text{CH}_2\text{Cl}_2$  (15 mL) and the mixture was stirred at room temperature. After 4 h, the solvent was evaporated and aqueous NaOH (30 mL, 1 M) was added. The mixture was extracted with  $\text{CH}_2\text{Cl}_2$  (2 x 20 mL). The combined extracts were dried ( $\text{MgSO}_4$ ), evaporated, and purified by column chromatography on silica, eluting with petrol–EtOAc (92:8), to give ( $\pm$ )-crispine A (410 mg, 52%) as an oil;  $R_f$  0.18 [petrol–EtOAc (80:20)];  $^1\text{H}$  NMR (400 MHz,  $\text{CDCl}_3$ )  $\delta$  = 6.63 (1H, s, CH), 6.58 (1H, s, CH), 4.12–4.05 (1H, m, CH), 3.86 (6H, s, 2 x  $\text{CH}_3$ ), 3.21–3.17 (2H, m, 2 x CH), 3.12–3.05 (2H, m, 2 x CH), 2.97–2.96 (2H, m, 2 x CH), 2.56–2.48 (1H, m, CH), 2.07–1.99 (2H, m, 2 x CH), 1.93–1.83 (1H, m, CH). Data as reported.<sup>9</sup>

**9,10-Dimethoxy-1H,2H,3H,4H,6H,7H,11bH-pyrido[2,1-a]isoquinoline 13**

Trifluoroacetic acid (0.1 mL, 1.48 mmol) was added to tetrahydroisoquinoline **11** (100 mg, 0.24 mmol) in  $\text{CH}_2\text{Cl}_2$  (5 mL) and the mixture was stirred at room temperature. After 4 h, the solvent was evaporated and aqueous NaOH (5 mL, 1 M) was added. The mixture was extracted with  $\text{CH}_2\text{Cl}_2$  (2 x 5 mL). The combined extracts were dried ( $\text{MgSO}_4$ ), evaporated, and purified by column chromatography on silica, eluting with

$\text{CH}_2\text{Cl}_2$ –MeOH (97:3), to give the amine **13** (50 mg, 87%) as an oil;  $R_f$  0.34 [ $\text{CH}_2\text{Cl}_2$ –MeOH (9:1)];  $^1\text{H}$  NMR (400 MHz,  $\text{CDCl}_3$ )  $\delta$  = 6.71 (1H, s, CH), 6.59 (1H, s, CH), 3.86 (6H, s, 2 x  $\text{CH}_3$ ), 3.20–2.96 (4H, m, 4 x CH), 2.66–2.50 (2H, m, 2 x CH), 2.38–2.27 (2H, m, 2 x CH), 1.97–1.92 (1H, m, CH), 1.76–1.70 (2H, m, 2 x CH), 1.56–1.42 (2H, m, 2 x CH);  $^{13}\text{C}$  NMR (100 MHz,  $\text{CDCl}_3$ )  $\delta$  = 147.3, 147.1, 130.2, 126.6, 111.4, 108.1, 63.2, 56.9, 56.0, 55.8, 52.8, 31.5, 29.0, 25.4, 25.0; HRMS (ES) Found:  $MH^+$ , 248.1655.  $C_{15}H_{21}NO_2$  requires  $MH^+$  248.1645; Data as reported.<sup>10</sup>

**tert-Butyl 1-[3-(2-tert-Butoxycarbonyl-6,7-dimethoxy-1,2,3,4-tetrahydroisoquinolin-1-yl)propyl]-6,7-dimethoxy-1,2,3,4-tetrahydroisoquinoline-2-carboxylate 14**

*n*-BuLi (3.2 mL, 8.2 mmol, 2.5 M in hexane) was added to tetrahydroisoquinoline **2** (2.0 g, 6.8 mmol) in THF (28 mL) at  $-50^\circ\text{C}$ . After 4 min,  $\text{Br}(\text{CH}_2)_3\text{Br}$  (0.3 mL, 3.4 mmol) was added. The mixture was allowed to warm to room temperature over 16 h and MeOH (1 mL) was added. The solvent was evaporated and the residue was purified by column chromatography on silica gel, eluting with petrol–EtOAc (99:1), to give the carbamate **14** (2.8 g, 64%) as a separable mixture of diastereomers (dr 1:1), each as an oil:

Isomer A:  $R_f$  0.27 [petrol–EtOAc (90:10)];  $\nu_{\text{max}}$  (neat)/ $\text{cm}^{-1}$  2970, 2935, 1685, 1520;  $^1\text{H}$  NMR (400 MHz,  $\text{CDCl}_3$ , rotamers)  $\delta$  = 6.63–6.55 (4H, m, 4 x CH), 5.12–5.10 (1H, m, CH), 4.98–4.96 (1H, m, CH), 4.22–4.19 (0.85H, m, CH), 3.97–3.92 (1.15H, m, CH), 3.85 (12H, br s, 4 x  $\text{CH}_3$ ), 3.27–3.15 (2H, m, CH), 2.86–2.81 (2H, m, CH), 2.63–2.59 (2H, m, CH), 1.93–1.72 (4H, m, 2 x CH), 1.63–1.53 (2H, m, CH), 1.47 (18H, br s, *t*-Bu);  $^{13}\text{C}$  NMR (100 MHz,  $\text{CDCl}_3$ , rotamers)  $\delta$  = 155.0 & 154.9, 147.6, 147.3, 130.6 & 130.1, 126.4 & 126.0, 111.6 & 111.4, 110.3 & 110.0, 79.7 & 79.2, 56.1, 55.9, 54.7 & 53.4, 38.4 & 38.2, 36.9 & 36.2, 28.5, 28.1 & 27.9, 23.5 & 23.2; HRMS (ES) Found:  $MNa^+$ , 649.3456.  $C_{19}H_{25}NO_4Na$  requires  $MNa^+$  649.3433; LRMS  $m/z$  (ES) 649 (100%).

Isomer B:  $R_f$  0.28 [petrol–EtOAc (90:10)];  $\nu_{\text{max}}$  (neat)/ $\text{cm}^{-1}$  2970, 2935, 1685, 1520;  $^1\text{H}$  NMR (400 MHz,  $\text{CDCl}_3$ , rotamers)  $\delta$  = 6.63–6.55 (4H, m, 4 x CH), 5.12–5.10 (1H, m, CH), 4.98–4.96 (1H, m, CH), 4.22–4.19 (0.8H, m, CH), 4.03–3.94 (1.2H, m, CH), 3.85 (12H, br s, 4 x  $\text{CH}_3$ ), 3.27–3.15 (2H, m, CH), 2.86–2.81 (2H, m, CH), 2.63–2.59 (2H, m, CH), 1.93–1.72 (4H, m, 2 x CH), 1.63–1.53 (2H, m, CH), 1.47 (18H, br s, *t*-Bu);  $^{13}\text{C}$  NMR (100 MHz,  $\text{CDCl}_3$ , rotamers)  $\delta$  = 155.0 & 154.8, 147.5, 147.3, 130.5 & 130.0, 126.3 & 125.8, 111.6 & 111.4, 110.3 & 109.9, 79.7 & 79.2, 56.1, 56.0, 54.6 & 53.5, 38.3 & 38.0, 36.9 & 35.5, 28.5, 28.1 & 27.9, 23.6 & 23.2; HRMS (ES) Found:  $MNa^+$ , 649.3456.  $C_{19}H_{25}NO_4Na$  requires  $MNa^+$  649.3433; LRMS  $m/z$  (ES) 649 (100%).

**tert-Butyl 6,7-Dimethoxy-1-(prop-2-yn-1-yl)-1,2,3,4-tetrahydroisoquinoline-2-carboxylate 15**

*n*-BuLi (1.63 mL, 4.08 mmol, 2.5 M in hexane) was added to tetrahydroisoquinoline **2** (1.0 g, 3.4 mmol) in THF (14 mL) at  $-50^\circ\text{C}$ . After 4 min, propargyl bromide (0.36 mL, 4.1 mmol) was added. The mixture was allowed to warm to room temperature over 16 h and MeOH (1 mL) was added. The solvent was evaporated and the residue was purified by



column chromatography on silica gel, eluting with petrol–EtOAc (99:1), to give the carbamate **15** (0.88 g, 78%) as an oil;  $R_f$  0.1 [petrol–EtOAc (90:10)];  $\nu_{\max}$  (neat)/ $\text{cm}^{-1}$  2970, 2930, 1690, 1520, 1415;  $^1\text{H}$  NMR (400 MHz,  $\text{CDCl}_3$ , rotamers)  $\delta$  = 6.78 (1H, s, CH), 6.61 (1H, s, CH), 5.27–5.24 (0.5H, m, CH), 5.14 (0.5H, t, *J* 6, CH), 4.21–4.18 (0.5H, m, CH), 3.97–3.93 (0.5H, m, CH), 3.87 (6H, s, 2 x  $\text{CH}_3$ ), 3.47–3.42 (0.5H, m, CH), 3.31–3.26 (0.5H, m, CH), 2.87–2.71 (4H, m, 4 x CH), 2.02–2.00 (1H, m, CH), 1.50 (9H, s, *t*-Bu);  $^{13}\text{C}$  NMR (100 MHz,  $\text{CDCl}_3$ , rotamers, alkyne C atoms could not be observed)  $\delta$  = 154.6 & 154.4, 147.9 & 147.8, 147.3, 127.8 & 127.6, 126.7 & 126.5, 111.4 & 111.2, 110.5 & 110.1, 80.1 & 79.8, 55.9 & 55.8, 53.1 & 52.4, 39.1 & 37.3, 28.4, 28.3 & 28.0, 26.5 & 26.1; HRMS (ES) Found:  $\text{MNa}^+$ , 354.1668.  $\text{C}_{19}\text{H}_{25}\text{NO}_4\text{Na}$  requires  $\text{MNa}^+$  354.1681; LRMS  $m/z$  (ES) 354 (100%).

**tert-Butyl 6,7-Dimethoxy-1-[(4-methoxyphenyl)methyl]-1,2,3,4-tetrahydroisoquinoline-2-carboxylate 16**

*n*-BuLi (1.6 mL, 4.1 mmol, 2.5 M in hexane) was added to tetrahydroisoquinoline **2** (1.0 g, 3.4 mmol) in THF (14 mL) at –50 °C. After 4 min, 4-methoxybenzyl chloride (0.6 mL, 4.1 mmol) was added. The mixture was allowed to warm to room temperature over 16 h and MeOH (1 mL) was added. The solvent was evaporated and the residue was purified by column chromatography on silica gel, eluting with petrol–EtOAc (92:8), to give the carbamate **16** (980 mg, 70%) as an oil;  $R_f$  0.11 [petrol–EtOAc (90:10)];  $\nu_{\max}$  (neat)/ $\text{cm}^{-1}$  3005, 2990, 1675, 1510, 1415;  $^1\text{H}$  NMR (400 MHz,  $\text{CDCl}_3$ , rotamers)  $\delta$  = 7.05–7.02 (2H, m, 2 x CH), 6.85–6.80 (2H, m, 2 x CH), 6.63 (0.67H, s, CH), 6.60 (0.33H, s, CH), 6.34 (0.67H, s, CH), 6.20 (0.33H, s, CH), 5.22 (0.33H, t, *J* 7, CH), 5.07 (0.67H, t, *J* 7, CH), 4.15 (0.67H, ddd, *J* 12, 5, 3, CH), 3.87 (3H, s,  $\text{OCH}_3$ ), 3.85–3.77 (0.33H, m, CH), 3.80 (3H, s,  $\text{OCH}_3$ ), 3.75 (2H, s,  $\text{OCH}_3$ ), 3.65 (1H, s,  $\text{OCH}_3$ ), 3.37–3.22 (1H, m, CH), 3.10–3.00 (1H, m, CH), 2.96–2.72 (2H, m, 2 x CH), 2.65–2.55 (1H, m, CH), 1.45 (3H, s, *t*-Bu), 1.35 (6H, s, *t*-Bu);  $^{13}\text{C}$  NMR (100 MHz,  $\text{CDCl}_3$ , rotamers)  $\delta$  = 158.3 & 158.1, 154.6 & 154.5, 147.6 & 147.5, 146.9 & 146.7, 130.8 & 130.6, 130.7 & 130.5, 128.8 & 128.6, 126.6 & 126.3, 113.7 & 113.5, 111.3 & 111.0, 110.7 & 110.3, 79.5 & 79.4, 56.5, 55.9 & 55.8, 55.7 & 55.6, 55.3 & 55.2, 42.0 & 41.8, 39.3 & 37.2, 28.5 & 28.3, 28.2; HRMS (ES) Found:  $\text{MNa}^+$ , 436.2103.  $\text{C}_{24}\text{H}_{31}\text{NO}_5\text{Na}$  requires  $\text{MNa}^+$  436.2100; LRMS  $m/z$  (ES) 436 (100%).

**tert-Butyl 1-[(1-benzyl-1H-1,2,3-triazol-4-yl)methyl]-6,7-dimethoxy-1,2,3,4-tetrahydroisoquinoline-2-carboxylate 17**

The tetrahydroisoquinoline **15** (500 mg, 1.5 mmol), benzyl azide (200 mg, 1.8 mmol),  $\text{CuSO}_4 \cdot \text{H}_2\text{O}$  (300 mg, 1.8 mmol), ascorbic acid (300 mg, 1.8 mmol), L-proline (200 mg, 1.81 mmol), and  $\text{Na}_2\text{CO}_3$  (100 mg, 1.8 mmol) were heated at 65 °C in DMSO–water (10 mL, 9:1). After 18 h, the mixture was cooled to room temperature and saturated aqueous  $\text{NH}_4\text{Cl}$  (30 mL) was added. The precipitate was filtered and washed with water (100 mL). The combined extracts were dried ( $\text{MgSO}_4$ ), evaporated, and purified by column chromatography on silica gel, eluting with petrol–EtOAc (60:40), to give the carbamate **17** (570 mg, 83%) as an oil;  $R_f$  0.11 [petrol–EtOAc (50:50)];  $\nu_{\max}$

(neat)/ $\text{cm}^{-1}$  3000, 2970, 1690, 1365;  $^1\text{H}$  NMR (400 MHz,  $\text{CDCl}_3$ , rotamers)  $\delta$  = 7.35–7.15 (6H, m, 6 x CH), 6.66–6.56 (2H, m, 2 x CH), 5.55–5.36 (3H, m, 3 x CH), 4.28–4.21 (0.5H, m, CH), 3.98–3.91 (0.5H, m, CH), 3.85 (3H, s,  $\text{OCH}_3$ ), 3.81 (1.7H, s,  $\text{OCH}_3$ ), 3.76 (1.3H, s,  $\text{OCH}_3$ ), 3.21–3.02 (2.5H, m, CH), 3.02–2.76 (1H, m, CH), 2.62–2.57 (1H, m, CH), 1.99–1.84 (0.5H, m, CH), 1.38 (3H, s, *t*-Bu), 1.26 (6H, s, *t*-Bu);  $^{13}\text{C}$  NMR (100 MHz,  $\text{CDCl}_3$ , rotamers)  $\delta$  = 154.8 & 154.4, 147.8, 147.4, 145.2 & 144.8, 135.0 & 134.6, 129.1, 128.8, 128.7 & 128.6, 128.0 & 127.9, 126.2, 121.9, 111.4, 109.9, 79.7 & 79.5, 56.0 & 55.9, 54.4, 54.0, 53.1, 38.3 & 36.4, 32.8, 28.3 & 28.1, 28.0; HRMS (ES) Found:  $\text{MNa}^+$ , 487.2316.  $\text{C}_{26}\text{H}_{32}\text{N}_4\text{O}_4\text{Na}$  requires  $\text{MNa}^+$  487.2325; LRMS  $m/z$  (ES) 487 (100%).

**5-Benzyl-6-methyl-2H,5H,6H,7H,8H-[1,3]-dioxolo[4,5-g]isoquinoline 18**

The carbamate **6b** (100 mg, 0.24 mmol) in THF (1 mL) was added to a suspension of  $\text{LiAlH}_4$  (500 mg, 1.2 mmol) in THF (5 mL) at 0 °C under nitrogen. The mixture was stirred at room temperature for 1 h then was heated under reflux. After 16 h, the mixture was allowed to cool to room temperature. Aqueous NaOH (5 mL, 1 M) was added dropwise. The solids were removed by filtration through Celite and were washed with  $\text{CH}_2\text{Cl}_2$ –MeOH (9:1). The filtrate was evaporated and purified by column chromatography on silica, eluting with  $\text{CH}_2\text{Cl}_2$ –MeOH (95:5), to give the amine **18** (50 mg, 69%) as an oil;  $R_f$  0.4 [ $\text{CH}_2\text{Cl}_2$ –MeOH (9.5:0.5)];  $\nu_{\max}$  (neat)/ $\text{cm}^{-1}$  2925, 2775, 1480;  $^1\text{H}$  NMR (250 MHz,  $\text{CDCl}_3$ )  $\delta$  = 7.30–7.26 (2H, m, 2 x CH), 7.23–7.19 (1H, m, CH), 7.16–7.14 (2H, m, 2 x CH), 6.56 (1H, s, CH), 6.22 (1H, s, CH), 5.91–5.87 (2H, m, CH), 3.74 (1H, t, *J* 6, CH), 3.24–3.11 (2H, m, 2 x CH), 2.90–2.73 (3H, m, 3 x CH), 2.59–2.53 (1H, m, CH), 2.49 (3H, s,  $\text{CH}_3$ );  $^{13}\text{C}$  NMR (100 MHz,  $\text{CDCl}_3$ )  $\delta$  = 145.8, 145.3, 139.9, 130.6, 129.5, 128.1, 127.2, 126.0, 108.4, 107.8, 100.5, 65.2, 46.6, 42.6, 41.6, 25.7; HRMS (ES) Found:  $\text{MH}^+$ , 282.1491.  $\text{C}_{18}\text{H}_{20}\text{NO}_2$  requires  $\text{MH}^+$  282.1494, LRMS  $m/z$  (ES) 282 (100%).

**tert-Butyl 1-[2-(2H-1,3-Benzodioxol-5-yl)ethyl]-6,7-dimethoxy-1,2,3,4-tetrahydroisoquinoline-2-carboxylate 20**

*n*-BuLi (1.63 mL, 4.08 mmol, 2.5 M in hexane) was added to tetrahydroisoquinoline **2** (1.0 g, 3.4 mmol) in THF (14 mL) at –50 °C. After 4 min, bromide **19** (900 mg, 1.6 mmol) was added. The mixture was allowed to warm to room temperature over 16 h and MeOH (1 mL) was added. The solvent was evaporated and the residue was purified by column chromatography on silica gel, eluting with petrol–EtOAc (92:8), to give the carbamate **20** (1.08 g, 72%) as an oil;  $R_f$  0.12 [petrol–EtOAc (80:20)];  $\nu_{\max}$  (neat)/ $\text{cm}^{-1}$  2970, 2930, 1685, 1515;  $^1\text{H}$  NMR (400 MHz,  $\text{CDCl}_3$ , rotamers)  $\delta$  = 6.75–6.58 (5H, m, 5 x CH), 5.93 (2H, s,  $\text{OCH}_2\text{O}$ ), 5.18–5.01 (1H, m, CH), 4.28–4.26 (0.5H, m, CH), 4.05–4.00 (0.5H, m, CH), 3.86 (6H, s, 2 x  $\text{CH}_3$ ), 3.29–3.17 (1H, m, CH), 2.98–2.59 (4H, m, 3 x CH), 2.10–2.00 (2H, m, 2 x CH), 1.50 (9H, s, *t*-Bu);  $^{13}\text{C}$  NMR (100 MHz,  $\text{CDCl}_3$ , rotamers)  $\delta$  = 154.9, 147.7, 147.4, 145.6, 136.0 & 135.7, 130.1, 129.6, 126.3 & 125.9, 120.9, 111.6, 110.2 & 109.9, 108.7 & 108.1, 100.7, 79.9 & 79.4, 56.0 & 55.9, 54.4 & 53.6, 39.1 & 38.7, 36.9, 32.7, 28.5, 28.1 & 27.9; HRMS (ES) Found:  $\text{MNa}^+$ , 464.2032

$C_{25}H_{31}NO_6Na$  requires  $MNa^+$  464.2049, LRMS  $m/z$  (ES) 464 (100%).

### Dysoxyline 21

In the same way as the amine **18**, the carbamate **20** (100 mg, 0.24 mmol) and  $LiAlH_4$  (500 mg, 1.2 mmol) gave, after purification by column chromatography on silica, eluting with  $Et_2O$ –petrol (97.5:2.5), ( $\pm$ )-dysoxyline **21** (60 mg, 75%) as an oil;  $R_f$  0.12 [Petrol– $Et_2OH$  (90:10)];  $\nu_{max}$  (neat)/ $cm^{-1}$  2935, 2780, 1515, 1490;  $^1H$  NMR (400 MHz,  $CDCl_3$ )  $\delta$  = 6.74–6.69 (2H, m, CH), 6.66–6.62 (1H, m, CH), 6.58 (1H, s, CH), 6.55 (1H, s, CH), 5.92 (2H, s,  $OCH_2O$ ), 3.85 (3H, s,  $OCH_3$ ), 3.82 (3H, s,  $OCH_3$ ), 3.42 (1H, t,  $J$  5, CH), 3.20–3.12 (1H, m, CH), 2.82–2.63 (4H, m, 4 x CH), 2.54–2.46 (1H, m, CH), 2.48 (3H, s,  $NCH_3$ ), 2.05–2.00 (2H, m, 2 x CH);  $^{13}C$  NMR (100 MHz,  $CDCl_3$ )  $\delta$  = 147.5, 147.3, 147.2, 145.4, 136.8, 129.7, 126.7, 121.0, 111.2, 110.0, 108.9, 108.1, 100.7, 62.6, 56.0, 55.8, 48.2, 42.7, 37.1, 31.3, 25.4; HRMS (ES) Found:  $MH^+$ , 356.1859.  $C_{21}H_{26}NO_4$  requires  $MH^+$  356.1862. Data as reported.<sup>12</sup>

### Notes and references

- See, for example, (a) J. Stöckigt, A. P. Antonchick, F. Wu and H. Waldmann, *Angew. Chem. Int. Ed.*, 2011, **50**, 8538. (b) S. Kotha, D. Deodhar and P. Khedkar, *Org. Biomol. Chem.*, 2014, **12**, 9054. (c) A. Ruiz-Olalla, M. A. Würdemann, M. J. Wanner, S. Ingemann, J. H. van Maarseveen and H. Hiemstra, *J. Org. Chem.*, 2015, **80**, 5125.
- See, for example, (a) M. Chang, W. Li and X. Zhang, *Angew. Chem. Int. Ed.*, 2011, **50**, 10679. (b) M. Ruzic, A. Pecavar, D. Prudic, D. Kralj, C. Scriban and A. Zanotti-Gerosa, *Org. Proc. Res. Dev.*, 2012, **16**, 1293. (c) F. Berhal, Z. Wu, Z. Zhang, T. Ayad and V. Ratovelomanana-Vidal, *Org. Lett.*, 2012, **14**, 3308. (d) W. Muramatsu, K. Nakano and C.-J. Li, *Org. Biomol. Chem.*, 2014, **12**, 2189. (e) W. Lin, T. Cao, W. Fan, Y. Han, J. Kuang, H. Luo, B. Miao, X. Tang, Q. Yu, W. Yuan, J. Zhang, C. Zhu and S. Ma, *Angew. Chem. Int. Ed.*, 2014, **53**, 272. (f) A. Tanoue, W.-J. Yoo and S. Kobayashi, *Org. Lett.*, 2014, **16**, 2346. (g) X. Liu, S. Sun, Z. Meng, H. Lou and L. Liu, *Org. Lett.*, 2015, **17**, 2396. (h) H.-T. Luu, S. Wiesler, G. Frey and J. Streuff, *Org. Lett.*, 2015, **17**, 2478. (i) C. Yan, Y. Liu and Q. Wang, *Org. Lett.*, 2015, **17**, 5714. (j) Y. Ji, L. Shi, M.-W. Chen, G.-S. Feng and Y.-G. Zhou, *J. Am. Chem. Soc.*, 2015, **137**, 10496.
- (a) D. Seebach, J.-J. Lohmann, M. A. Syfrig and M. Yoshifuji, *Tetrahedron*, 1983, **39**, 1963. (b) D. Seebach, I. M. Huber and M. A. Syfrig, *Helv. Chim. Acta*, 1987, **70**, 1357. (c) A. I. Meyers, L. M. Fuentes and Y. Kubota, *Tetrahedron*, 1984, **40**, 1361. (d) A. R. Katritzky and K. Akutagawa, *Tetrahedron*, 1986, **42**, 2571. (e) A. I. Meyers, D. A. Dickman and M. Boes, *Tetrahedron*, 1987, **43**, 5095. (f) K. Rein, M. Goicoechea-Pappas, T. V. Anklekar, G. C. Hart, G. A. Smith and R. E. Gawley, *J. Am. Chem. Soc.*, 1989, **111**, 2211. (g) K. S. Rein and R. E. Gawley, *J. Org. Chem.*, 1991, **56**, 1564. (h) S. V. Kessar, R. Vohra and N. P. Kaur, *Tetrahedron Lett.*, 1991, **32**, 3221. (i) R. E. Gawley and P. S. Zhang, *J. Org. Chem.*, 1996, **61**, 8103. (j) M. R. Ebdon, N. S. Simpkins and D. N. A. Fox, *Tetrahedron*, 1998, **54**, 12923. (k) S. Adam, X. Pannecoucke, J. C. Combret and J. C. Quirion, *J. Org. Chem.*, 2001, **66**, 8744. (l) K. N. Singh, P. Singh, E. Sharma and Y. S. Deol, *Synthesis*, 2014, **46**, 1739.
- X. Li, D. Leonori, N. S. Sheikh and I. Coldham, *Chem. Eur. J.*, 2013, **19**, 7724.
- For related examples, see (a) G. M. Coppola, *J. Heterocyclic Chem.*, 1991, **28**, 1769. (b) J. Jiang, R. J. DeVita, M. T. Goulet, M. J. Wyvratt, J.-L. Lo, N. Ren, J. B. Yudkovitz, J. Cui, Y. T. Yang, K. Cheng and S. P. Rohrer, *Bioorg. Med. Chem. Lett.*, 2004, **14**, 1795. (c) X. Li and I. Coldham, *J. Am. Chem. Soc.*, 2014, **136**, 5551.
- (a) D. J. Gallagher and P. Beak, *J. Org. Chem.*, 1995, **60**, 7092. (b) K. M. Bertini Gross and P. Beak, *J. Am. Chem. Soc.*, 2001, **123**, 315. (c) I. Coldham, R. C. B. Copley, T. F. N. Haxell and S. Howard, *Org. Lett.*, 2001, **3**, 3799. (d) N. J. Ashweek, I. Coldham, T. F. N. Haxell and S. Howard, *Org. Biomol. Chem.*, 2003, **1**, 1532.
- N. S. Sheikh, D. Leonori, G. Barker, J. D. Firth, K. R. Campos, A. J. H. M. Meijer, P. O'Brien and I. Coldham, *J. Am. Chem. Soc.*, 2012, **134**, 5300.
- J.-F. Liégeois, J. Wouters, V. Seutin and S. Dilly, *ChemMedChem*, 2014, **9**, 737.
- For some syntheses of crispine A, see (a) K. Murai, K. Matsuura, H. Aoyama and H. Fujioka, *Org. Lett.*, 2016, **18**, 1314. (b) K. Yan, Y. Liu and Q. Wang, *Org. Lett.*, 2015, **17**, 5714. (c) B. G. Das, R. Nallagonda, D. Dey and P. Ghorai, *Chem. Eur. J.*, 2015, **21**, 12601. (d) J. Selvakumar, R. S. Rao, V. Srinivasapriyan, S. Marutheeswaran and C. R. Ramanathan, *Eur. J. Org. Chem.*, 2015, 2175. (e) E. Mons, M. J. Wanner, S. Ingemann, J. H. van Maarseveen and H. Hiemstra, *J. Org. Chem.*, 2014, **79**, 7380. (f) S. Dhanasekaran, V. Bisai, R. A. Unhale, A. Suneja and V. K. Singh, *Org. Lett.*, 2014, **16**, 6068. (g) W. Lin and S. Ma, *Org. Chem. Front.*, 2014, **1**, 338. (h) S. C. K. Rotte, A. G. Chittiboyina and I. A. Khan, *Eur. J. Org. Chem.*, 2013, 6355. (i) N. S. S. Reddy, B. J. M. Reddy and B. V. S. Reddy, *Tetrahedron Lett.*, 2013, **54**, 4228. (j) R. Sánchez-Obregón, B. Ortiz, V. M. Mastranzo, F. Yuste and J. L. Garcia Ruano, *Tetrahedron Lett.*, 2013, **54**, 1893. (k) S. Agarwal, O. Kataeva, U. Schmidt and H.-J. Knölker, *RSC Adv.*, 2013, **3**, 1089. (l) I. Rowles, K. J. Malone, L. L. Etchells, S. C. Willies and N. J. Turner, *ChemCatChem*, 2012, **4**, 1259. (m) F. Louafi, J. Moreau, S. Shahane, S. Golhen, T. Roisnel, S. Sinbandhit and J.-P. Hurvois, *J. Org. Chem.*, 2011, **76**, 9720. (n) G. Barker, J. L. McGrath, A. Klapars, D. Stead, G. Zhou, K. R. Campos and P. O'Brien, *J. Org. Chem.*, 2011, **76**, 5936. (o) M. Miyazaki, N. Ando, K. Sugai, Y. Seito, H. Fukuoka, T. Kanemitsu, K. Nagata, Y. Odanaka, K. T. Nakamura and T. Itoh, *J. Org. Chem.*, 2011, **76**, 534. (p) E. Shirakawa, N. Uchiyama and T. Hayashi, *J. Org. Chem.*, 2011, **76**, 25. (q) N. Kawai, M. Matsuda and Y. Uenishi, *Tetrahedron*, 2011, **67**, 8648. (r) S. Saha, Ch. V. R. Reddy and B. Patro, *Tetrahedron Lett.*, 2011, **52**, 4014. (s) E. Forro, L. Schoenstein and F. Fueloep, *Tetrahedron: Asymmetry*, 2011, **22**, 1255. (t) M. Gurram, B. Gyimóthy, R. Wang, S. Q. Lam, F. Ahmed and R. J. Herr, *J. Org. Chem.*, 2011, **76**, 1605. (u) E. G. Yioti, I. K. Mati, A. G. Arvanitidis, Z. S. Massen, E. S. Alexandraki and J. K. Gallos, *Synthesis*, 2011, 142. (v) H. Adams, T. M. Elsunaki, I. Ojea-Jiménez, S. Jones and A. J. H. M. Meijer, *J. Org. Chem.*, 2010, **75**, 6252. (w) M. Amat, V. Elias, N. Lior, F. Subrizi, E. Molins and J. Bosch, *Eur. J. Org. Chem.*, 2010, 4017. (x) L. Evanno, J. Ormala and P. M. Pihko, *Chem. Eur. J.*, 2009, **15**, 12963. (y) W.-H. Chiou, G.-H. Lin, C.-C. Hsu, S. J. Chaterpaul and I. Ojima, *Org. Lett.*, 2009, **11**, 2659. (z) I. Coldham, S. Jana, L. Watson and N. G. Martin, *Org. Biomol. Chem.*, 2009, **7**, 1674. (aa) G.-H. Hou, J.-H. Xie, P.-C. Yan and Q.-L. Zhou, *J. Am. Chem. Soc.*, 2009, **131**, 1366.
- A. I. Meyers, B. Du and M. A. Gonzalez, *J. Org. Chem.*, 1990, **55**, 4218.
- For azide–alkyne cycloadditions, see, for example, (a) H. C. Kolb, M. G. Finn and K. B. Sharpless, *Angew. Chem., Int. Ed.*, 2001, **40**, 2004. (b) C. W. Tornøe, C. Christensen and M. Meldal, *J. Org. Chem.*, 2002, **67**, 3057. (c) E. Haldón, M. C. Nicasio and P. J. Pérez, *Org. Biomol. Chem.*, 2015, **13**, 9528. (d) N. V. Sokolova and V. G. Nenajdenko, *RSC Adv.*, 2013, **3**,

16212. (e) J. E. Hein and V. V. Fokin, *Chem. Soc. Rev.*, 2010, **39**, 1302.
- 12 For syntheses of dysoxylene, see (a) Ref. 9g. (b) R. J. Reddy, N. Kawai and J. Uenishi, *J. Org. Chem.*, 2012, **77**, 11101. (c) S. Nimigirawath, *Aust. J. Chem.*, 1994, **47**, 957.