

Measurement of the ν_μ charged-current quasielastic cross section on carbon with the ND280 detector at T2K

K. Abe,⁴⁷ J. Adam,³³ H. Aihara,^{46,23} T. Akiri,⁹ C. Andreopoulos,^{45,27} S. Aoki,²⁴ A. Ariga,² S. Assylbekov,⁸ D. Autiero,²⁹ M. Barbi,⁴⁰ G. J. Barker,⁵⁵ G. Barr,³⁶ P. Bartet-Friburg,³⁷ M. Bass,⁸ M. Batkiewicz,¹³ F. Bay,¹¹ V. Berardi,¹⁸ B. E. Berger,^{8,23} S. Berkman,⁴ S. Bhadra,⁵⁹ F. d. M. Blaszczyk,³ A. Blondel,¹² C. Bojchko,⁵² S. Bolognesi,⁶ S. Bordini,¹⁵ S. B. Boyd,⁵⁵ D. Brailsford,^{26,17} A. Bravar,¹² C. Bronner,²³ R. G. Calland,²³ J. Caravaca Rodríguez,¹⁵ S. L. Cartwright,⁴³ R. Castillo,¹⁵ M. G. Catanesi,¹⁸ A. Cervera,¹⁶ D. Cherdack,⁸ N. Chikuma,⁴⁶ G. Christodoulou,²⁷ A. Clifton,⁸ J. Coleman,²⁷ S. J. Coleman,⁷ G. Collazuol,²⁰ K. Connolly,⁵⁶ L. Cremonesi,³⁹ A. Dabrowska,¹³ G. De Rosa,¹⁹ I. Danko,³⁸ R. Das,⁸ S. Davis,⁵⁶ P. de Perio,⁵⁰ G. De Rosa,¹⁹ T. Dealtry,²⁶ S. R. Dennis,^{55,45} C. Densham,⁴⁵ D. Dewhurst,³⁶ F. Di Lodovico,³⁹ S. Di Luise,¹¹ S. Dolan,³⁶ O. Drapier,¹⁰ T. Duboyski,³⁹ K. Duffy,³⁶ J. Dumarchez,³⁷ S. Dytman,³⁸ M. Dziewiecki,⁵⁴ S. Emery-Schrenk,⁶ A. Ereditato,² L. Escudero,¹⁶ T. Feusels,⁴ A. J. Finch,²⁶ G. A. Fiorentini,⁵⁹ M. Friend,^{14,*} Y. Fujii,^{14,*} Y. Fukuda,³¹ A. P. Furmanski,⁵⁵ V. Galymov,²⁹ A. Garcia,¹⁵ S. Giffin,⁴⁰ C. Giganti,³⁷ K. Gilje,³³ D. Goeldi,² T. Golan,⁵⁸ M. Gonin,¹⁰ N. Grant,²⁶ D. Gudin,²² D. R. Hadley,⁵⁵ L. Haegel,¹² A. Haesler,¹² M. D. Haigh,^{47,23} P. Hamilton,¹⁷ D. Hansen,³⁸ T. Hara,²⁴ M. Hartz,^{23,51} T. Hasegawa,^{14,*} N. C. Hastings,⁴⁰ T. Hayashino,²⁵ Y. Hayato,^{47,23} C. Hearty,^{4,†} R. L. Helmer,⁵¹ M. Hierholzer,² J. Hignight,³³ A. Hillairet,⁵² A. Himmel,⁹ T. Hiraki,²⁵ S. Hirota,²⁵ J. Holeczek,⁴⁴ S. Horikawa,¹¹ K. Huang,²⁵ F. Hosomi,⁴⁶ K. Huang,²⁵ A. K. Ichikawa,²⁵ K. Ieki,²⁵ M. Ieva,¹⁵ M. Ikeda,⁴⁷ J. Imber,¹⁰ J. Insler,²⁸ R. A. Intonti,¹⁸ T. J. Irvine,⁴⁸ T. Ishida,^{14,*} T. Ishii,^{14,*} E. Iwai,¹⁴ K. Iwamoto,¹⁷ K. Iyogi,⁴⁷ A. Izmaylov,^{16,22} A. Jacob,³⁶ B. Jamieson,⁵⁷ M. Jiang,²⁵ S. Johnson,⁷ J. H. Jo,³³ P. Jonsson,¹⁷ C. K. Jung,^{33,‡} M. Kabirnezhad,³² A. C. Kaboth,¹⁷ T. Kajita,^{48,‡} H. Kakuno,⁴⁹ J. Kameda,⁴⁷ Y. Kanazawa,⁴⁶ D. Karlen,^{52,51} I. Karpikov,²² T. Katori,³⁹ E. Kearns,^{3,23,‡} M. Khabibullin,²² A. Khotijantsev,²² D. Kielczewska,⁵³ T. Kikawa,²⁵ A. Kilinski,³² J. Kim,⁴ S. King,³⁹ J. Kisiel,⁴⁴ P. Kitching,¹ T. Kobayashi,^{14,*} L. Koch,⁴² A. Kolaceke,⁴⁰ T. Koga,⁴⁶ A. Konaka,⁵¹ A. Kopylov,²² L. L. Kormos,²⁶ A. Korzenev,¹² Y. Koshio,^{34,‡} W. Kropp,⁵ H. Kubo,²⁵ Y. Kudenko,^{22,§} R. Kurjata,⁵⁴ T. Kutter,²⁸ J. Lagoda,³² I. Lamont,²⁶ E. Larkin,⁵⁵ M. Laveder,²⁰ M. Lawe,²⁶ M. Lazos,²⁷ T. Lindner,⁵¹ C. Lister,⁵⁵ R. P. Litchfield,⁵⁵ A. Longhin,²⁰ J. P. Lopez,⁷ L. Ludovici,²¹ L. Magaletti,¹⁸ K. Mahn,³⁰ M. Malek,⁴³ S. Manly,⁴¹ A. D. Marino,⁷ J. Marteau,²⁹ J. F. Martin,⁵⁰ P. Martins,³⁹ S. Martynenko,²² T. Maruyama,^{14,*} V. Matveev,²² K. Mavrokoridis,²⁷ W. Y. Ma,¹⁷ E. Mazzucato,⁶ M. McCarthy,⁵⁹ N. McCauley,²⁷ K. S. McFarland,⁴¹ C. McGrew,³³ A. Mefodiev,²² C. Metelko,²⁷ M. Mezzetto,²⁰ P. Mijakowski,³² C. A. Miller,⁵¹ A. Minamino,²⁵ O. Mineev,²² S. Mine,⁵ A. Missert,⁷ M. Miura,^{47,‡} S. Moriyama,^{47,23} Th. A. Mueller,¹⁰ A. Murakami,²⁵ M. Murdoch,²⁷ S. Murphy,¹¹ J. Myslik,⁵² T. Nakadaira,^{14,*} M. Nakahata,^{47,23} K. G. Nakamura,²⁵ K. Nakamura,^{23,14,*} K. D. Nakamura,²⁵ S. Nakayama,^{47,‡} T. Nakaya,^{25,23} K. Nakayoshi,^{14,*} C. Nantais,⁴ C. Nielsen,⁴ M. Nirkko,² K. Nishikawa,^{14,*} Y. Nishimura,⁴⁸ J. Nowak,²⁶ H. M. O’Keeffe,²⁶ R. Ohta,^{14,*} K. Okumura,^{48,23} T. Okusawa,³⁵ W. Orszyszczak,⁵³ S. M. Oser,⁴ T. Ovsyannikova,²² R. A. Owen,³⁹ Y. Oyama,^{14,*} V. Palladino,¹⁹ J. L. Palomino,³³ V. Paolone,³⁸ D. Payne,²⁷ O. Perevozchikov,²⁸ J. D. Perkin,⁴³ Y. Petrov,⁴ L. Pickard,⁴³ L. Pickering,¹⁷ E. S. Pinzon Guerra,⁵⁹ C. Pistillo,² P. Plonski,⁵⁴ E. Poplawska,³⁹ B. Popov,^{37,1} M. Posiadala-Zezula,⁵³ J.-M. Poutissou,⁵¹ R. Poutissou,⁵¹ P. Przewlocki,³² B. Quilain,²⁵ E. Radicioni,¹⁸ P. N. Ratoff,²⁶ M. Ravonel,¹² M. A. M. Rayner,¹² A. Redij,² M. Reeves,²⁶ E. Reinherz-Aronis,⁸ C. Riccio,¹⁹ P. A. Rodrigues,⁴¹ P. Rojas,⁸ E. Rondio,³² S. Roth,⁴² A. Rubbia,¹¹ D. Ruterbories,⁴¹ A. Rychter,⁵⁴ R. Sacco,³⁹ K. Sakashita,^{14,*} F. Sánchez,¹⁵ F. Sato,¹⁴ E. Scantamburlo,¹² K. Scholberg,^{9,‡} S. Schoppmann,⁴² J. D. Schwehr,⁸ M. Scott,⁵¹ Y. Seiya,³⁵ T. Sekiguchi,^{14,*} H. Sekiya,^{47,23,‡} D. Sgalaberna,¹¹ R. Shah,^{45,36} A. Shaikhiev,²² F. Shaker,⁵⁷ D. Shaw,²⁶ M. Shiozawa,^{47,23} T. Shirahige,³⁴ S. Short,³⁹ Y. Shustrov,²² P. Sinclair,¹⁷ B. Smith,¹⁷ M. Smy,⁵ J. T. Sobczyk,⁵⁸ H. Sobel,^{5,23} M. Sorel,¹⁶ L. Southwell,²⁶ P. Stamoulis,¹⁶ J. Steinmann,⁴² B. Still,³⁹ T. Stewart,⁴⁵ Y. Suda,⁴⁶ A. Suzuki,²⁴ K. Suzuki,²⁵ S. Y. Suzuki,^{14,*} Y. Suzuki,^{23,23} R. Tacik,^{40,51} M. Tada,^{14,*} S. Takahashi,²⁵ A. Takeda,⁴⁷ Y. Takeuchi,^{24,23} H. K. Tanaka,^{47,‡} H. A. Tanaka,^{4,†} M. M. Tanaka,^{14,*} D. Terhorst,⁴² R. Terri,³⁹ L. F. Thompson,⁴³ A. Thorley,²⁷ S. Tobayama,⁴ W. Toki,⁸ T. Tomura,⁴⁷ C. Touramanis,²⁷ T. Tsukamoto,^{14,*} M. Tzanov,²⁸ Y. Uchida,¹⁷ A. Vacheret,³⁶ M. Vagins,^{23,5} Z. Vallari,³³ G. Vasseur,⁶ T. Wachala,¹³ K. Wakamatsu,³⁵ C. W. Walter,^{9,‡} D. Wark,^{45,36} W. Warzycha,⁵³ M. O. Wascko,¹⁷ A. Weber,^{45,36} R. Wendell,^{47,‡} R. J. Wilkes,⁵⁶ M. J. Wilking,³³ C. Wilkinson,⁴³ Z. Williamson,³⁶ J. R. Wilson,³⁹ R. J. Wilson,⁸ T. Wongjirad,⁹ Y. Yamada,^{14,*} K. Yamamoto,³⁵ C. Yanagisawa,^{33,*} T. Yano,²⁴ S. Yen,⁵¹ N. Yershov,²² M. Yokoyama,^{46,‡} J. Yoo,²⁸ K. Yoshida,²⁵ T. Yuan,⁷ M. Yu,⁵⁹ A. Zalewska,¹³ J. Zalipska,³² L. Zambelli,^{14,*} K. Zaremba,⁵⁴ M. Ziembicki,⁵⁴ E. D. Zimmerman,⁷ M. Zito,⁶ and J. Żmuda⁵⁸

(T2K Collaboration)

¹University of Alberta, Centre for Particle Physics, Department of Physics, Edmonton, Alberta, Canada²University of Bern, Albert Einstein Center for Fundamental Physics, Laboratory for High Energy Physics (LHEP), Bern, Switzerland³Department of Physics, Boston University, Boston 02215, Massachusetts, USA

- ⁴*Department of Physics and Astronomy, University of British Columbia, Vancouver, British Columbia, Canada*
- ⁵*Department of Physics and Astronomy, University of California–Irvine, Irvine 92697, California, USA*
- ⁶*IRFU, CEA Saclay, Gif-sur-Yvette, France*
- ⁷*Department of Physics, University of Colorado at Boulder, Boulder 80309, Colorado, USA*
- ⁸*Department of Physics, Colorado State University, Fort Collins 80523, Colorado, USA*
- ⁹*Department of Physics, Duke University, Durham 27708, North Carolina, USA*
- ¹⁰*Ecole Polytechnique, IN2P3-CNRS, Laboratoire Leprince-Ringuet, Palaiseau, France*
- ¹¹*ETH Zurich, Institute for Particle Physics, Zurich, Switzerland*
- ¹²*University of Geneva, Section de Physique, DPNC, Geneva, Switzerland*
- ¹³*H. Niewodniczanski Institute of Nuclear Physics PAN, Cracow, Poland*
- ¹⁴*High Energy Accelerator Research Organization (KEK), Tsukuba, Ibaraki, Japan*
- ¹⁵*Institut de Fisica d’Altes Energies (IFAE), Bellaterra (Barcelona), Spain*
- ¹⁶*IFIC (CSIC & University of Valencia), Valencia, Spain*
- ¹⁷*Department of Physics, Imperial College London, London, United Kingdom*
- ¹⁸*Dipartimento Interuniversitario di Fisica, INFN Sezione di Bari and Università e Politecnico di Bari, Bari, Italy*
- ¹⁹*Dipartimento di Fisica, INFN Sezione di Napoli and Università di Napoli, Napoli, Italy*
- ²⁰*Dipartimento di Fisica, INFN Sezione di Padova and Università di Padova, Padova, Italy*
- ²¹*INFN Sezione di Roma and Università di Roma “La Sapienza,” Roma, Italy*
- ²²*Institute for Nuclear Research of the Russian Academy of Sciences, Moscow, Russia*
- ²³*Kavli Institute for the Physics and Mathematics of the Universe (WPI), The University of Tokyo Institutes for Advanced Study, University of Tokyo, Kashiwa, Chiba, Japan*
- ²⁴*Kobe University, Kobe, Japan*
- ²⁵*Department of Physics, Kyoto University, Kyoto, Japan*
- ²⁶*Physics Department, Lancaster University, Lancaster, United Kingdom*
- ²⁷*Department of Physics, University of Liverpool, Liverpool, United Kingdom*
- ²⁸*Department of Physics and Astronomy, Louisiana State University, Baton Rouge 70803, Louisiana, USA*
- ²⁹*Université de Lyon, Université Claude Bernard Lyon 1, IPN Lyon (IN2P3), Villeurbanne, France*
- ³⁰*Department of Physics and Astronomy, Michigan State University, East Lansing 48824, Michigan, USA*
- ³¹*Department of Physics, Miyagi University of Education, Sendai, Japan*
- ³²*National Centre for Nuclear Research, Warsaw, Poland*
- ³³*Department of Physics and Astronomy, State University of New York at Stony Brook, Stony Brook 11794, New York, USA*
- ³⁴*Department of Physics, Okayama University, Okayama, Japan*
- ³⁵*Department of Physics, Osaka City University, Osaka, Japan*
- ³⁶*Department of Physics, Oxford University, Oxford, United Kingdom*
- ³⁷*UPMC, Université Paris Diderot, CNRS/IN2P3, Laboratoire de Physique Nucléaire et de Hautes Energies (LPNHE), Paris, France*
- ³⁸*Department of Physics and Astronomy, University of Pittsburgh, Pittsburgh 15260, Pennsylvania, USA*
- ³⁹*School of Physics and Astronomy, Queen Mary University of London, London, United Kingdom*
- ⁴⁰*Department of Physics, University of Regina, Regina, Saskatchewan, Canada*
- ⁴¹*Department of Physics and Astronomy, University of Rochester, Rochester 14627, New York, USA*
- ⁴²*RWTH Aachen University, III. Physikalisches Institut, Aachen, Germany*
- ⁴³*Department of Physics and Astronomy, University of Sheffield, Sheffield, United Kingdom*
- ⁴⁴*University of Silesia, Institute of Physics, Katowice, Poland*
- ⁴⁵*STFC, Rutherford Appleton Laboratory, Harwell Oxford, and Daresbury Laboratory, Warrington, United Kingdom*
- ⁴⁶*Department of Physics, University of Tokyo, Tokyo, Japan*
- ⁴⁷*University of Tokyo, Institute for Cosmic Ray Research, Kamioka Observatory, Kamioka, Japan*
- ⁴⁸*University of Tokyo, Institute for Cosmic Ray Research, Research Center for Cosmic Neutrinos, Kashiwa, Japan*
- ⁴⁹*Department of Physics, Tokyo Metropolitan University, Tokyo, Japan*
- ⁵⁰*Department of Physics, University of Toronto, Toronto, Ontario, Canada*
- ⁵¹*TRIUMF, Vancouver, British Columbia, Canada*
- ⁵²*Department of Physics and Astronomy, University of Victoria, Victoria, British Columbia, Canada*
- ⁵³*University of Warsaw, Faculty of Physics, Warsaw, Poland*
- ⁵⁴*Warsaw University of Technology, Institute of Radioelectronics, Warsaw, Poland*
- ⁵⁵*Department of Physics, University of Warwick, Coventry, United Kingdom*
- ⁵⁶*Department of Physics, University of Washington, Seattle 98195, Washington, USA*

⁵⁷*Department of Physics, University of Winnipeg, Winnipeg, Manitoba, Canada*⁵⁸*Wroclaw University, Faculty of Physics and Astronomy, Wroclaw, Poland*⁵⁹*Department of Physics and Astronomy, York University, Toronto, Ontario, Canada*

(Received 21 November 2014; published 11 December 2015)

This paper reports a measurement by the T2K experiment of the ν_μ charged current quasielastic (CCQE) cross section on a carbon target with the off-axis detector based on the observed distribution of muon momentum (p_μ) and angle with respect to the incident neutrino beam (θ_μ). The flux-integrated CCQE cross section was measured to be $\langle\sigma\rangle = (0.83 \pm 0.12) \times 10^{-38} \text{ cm}^2$. The energy dependence of the CCQE cross section is also reported. The axial mass, M_A^{QE} , of the dipole axial form factor was extracted assuming the Smith-Moniz CCQE model with a relativistic Fermi gas nuclear model. Using the absolute (shape-only) p_μ - $\cos\theta_\mu$ distribution, the effective M_A^{QE} parameter was measured to be $1.26_{-0.18}^{+0.21} \text{ GeV}/c^2$ ($1.43_{-0.22}^{+0.28} \text{ GeV}/c^2$).

DOI: [10.1103/PhysRevD.92.112003](https://doi.org/10.1103/PhysRevD.92.112003)

PACS numbers: 13.15.+g, 14.60.Lm, 25.30.Pt

I. INTRODUCTION

The charged-current quasielastic (CCQE) interaction, $\nu_l + n \rightarrow l^- + p$, is the dominant CC process for neutrino-nucleon interactions at $E_\nu \sim 1 \text{ GeV}$ and contributes to the total cross section in the neutrino energy range relevant for current accelerator-based long-baseline neutrino oscillation experiments. The CCQE interaction of a neutrino with a nucleon is a two-body interaction, and hence the initial neutrino energy can be estimated from relatively well-measured final state lepton kinematics without relying on reconstruction and energy measurement of the hadronic final state. As the neutrino oscillation probability depends on the neutrino energy, the energy dependence of the CCQE cross section is critically important. This interaction has been modeled with the Llewellyn Smith [1] (Smith-Moniz [2,3]) formalism for CCQE interactions on nucleons (nuclei). Assuming a dipole axial vector form factor, there is only one free parameter to be fixed by neutrino experiments, the axial mass, M_A^{QE} . This CCQE model is described in detail in Sec. V.

Modern accelerator-based neutrino oscillation experiments use nuclear targets to achieve high target masses and hence high event rates. The use of a nuclear target introduces nuclear effects whose impact on the neutrino-

nucleon interaction must be understood. Recent CCQE measurements have shown disagreement between experiments, and also between deuterium and higher atomic number nuclear targets. The value of M_A^{QE} extracted from neutrino-deuterium scattering is $1.016 \pm 0.026 \text{ GeV}/c^2$ [4] and is consistent with results from pion electroproduction ($1.014 \pm 0.016 \text{ GeV}/c^2$) [5]. The K2K experiment reports $1.2 \pm 0.12 \text{ GeV}/c^2$ [6] with an oxygen target with peak energy $\sim 1.2 \text{ GeV}$. The NOMAD experiment reports $1.05 \pm 0.06 \text{ GeV}/c^2$ [7] with a carbon target with $\langle E_\nu \rangle \sim 24 \text{ GeV}$. The MiniBooNE experiment reports $1.35 \pm 0.17 \text{ GeV}/c^2$ [8] with a carbon target with $\langle E_\nu \rangle \sim 0.8 \text{ GeV}$. The MINOS experiment reports $1.23 \pm 0.20 \text{ GeV}/c^2$ with an iron target with $\langle E_\nu \rangle \sim 2.8 \text{ GeV}$ [9].

These discrepancies have motivated theoretical work on more sophisticated models including contributions from multinucleon interactions which mimic the CCQE signal if the additional nucleons are not detected. The MINERvA experiment reports excess vertex activity in CCQE data which may also indicate the presence of multinucleon processes [10]. Recent theoretical developments are reviewed in [11,12]. Such additional processes not only contribute to the measured total cross section but also can affect the neutrino energy reconstruction. These new models have had success in describing MiniBooNE CCQE data [13–17] and T2K CC data [18–22]. However, models that simultaneously describe all data sets from low and high energy experiments remain elusive [17,20–23].

This paper reports the first measurement by the T2K experiment of the ν_μ CCQE cross section on a carbon target with the T2K off-axis near detector (ND280) based on the observed distribution of muon momentum (p_μ) and angle with respect to the incident neutrino beam (θ_μ). Measurements of the p_μ - $\cos\theta_\mu$ distribution are analyzed within the context of the standard Smith-Moniz CCQE model with a relativistic Fermi gas (RFG) nuclear model. We measure the energy dependence of the neutrino cross section and extract the value of the M_A^{QE} parameter under this assumed

*Also at J-PARC, Tokai, Japan.

†Also at Institute of Particle Physics, Canada.

‡Affiliated member at Kavli IPMU (WPI), University of Tokyo, Japan.

§Also at Moscow Institute of Physics and Technology and National Research Nuclear University “MEPhI,” Moscow, Russia.

¶Also at JINR, Dubna, Russia.

**Also at BMCC/CUNY, Science Department, New York, New York, USA.

Published by the American Physical Society under the terms of the Creative Commons Attribution 3.0 License. Further distribution of this work must maintain attribution to the author(s) and the published article's title, journal citation, and DOI.

model. In addition, the flux-integrated total CCQE cross section is also reported. In this analysis, no attempt is made to account for additional multinucleon processes that may be present. Thus the measured cross section should be interpreted as a measurement of a “CCQE-like” cross section. The extracted value of M_A^{QE} should be interpreted as an effective M_A^{QE} necessary to explain the observed distribution of CCQE-like events rather than a direct measurement of the true nucleon M_A^{QE} . The extraction of the energy dependent cross section depends on the $p_\mu - E_\nu$ dependence in the Smith-Moniz model. While this is an inherently model dependent approach, such measurements have proven valuable for the development and testing of new models. This is also the approach taken in the measurements reported above, so direct comparison to them is meaningful. Given the importance of this channel, and the discrepancies between data sets, it is important that such measurements are repeated by several experiments with a variety of nuclear targets.

The T2K experiment and ND280 detector are described in Secs. II and III, respectively. The event selection is described in Sec. IV. The neutrino interaction model used for this analysis is described in Sec. V. The systematic uncertainties due to neutrino flux prediction, neutrino-nucleus interaction modeling, and detector response are described in Sec. VI. The measurement of the CCQE cross section and the interpretation of this result as a measurement of an effective M_A^{QE} are described in Sec. VII. The results are summarized and future prospects are discussed in Sec. VIII.

II. THE T2K BEAM

The T2K experiment is an accelerator-based long-baseline neutrino oscillation experiment [24]. The main goals of the experiment are the discovery and measurement of the $\nu_e(\bar{\nu}_e)$ appearance in a $\nu_\mu(\bar{\nu}_\mu)$ beam and precision measurements of ν_μ disappearance. These are typically interpreted in the standard three-flavor model as measurements of the neutrino mass-squared differences and the mixing angles of the Pontecorvo-Maki-Nakagawa-Sakata (PMNS) matrix [25,26]. Our limited knowledge of neutrino interaction cross sections, including CCQE, forms one of the largest uncertainties in the measurement of oscillation parameters. The T2K off-axis detector is an excellent laboratory for measuring CCQE interactions as backgrounds from inelastic scattering are suppressed due to the narrow neutrino energy spectrum.

The J-PARC main ring proton beam is extracted into the neutrino beam line. The proton beam energy is 30 GeV, and each beam spill consists of up to eight bunches 15 ns in width with 581 ns spacing between bunches. The spill cycle has a frequency of 0.3–0.4 Hz. The proton beam impacts a graphite target where hadronic interactions produce mostly pions and kaons. Charged particles are focused by three magnetic horns and enter the decay tunnel where they

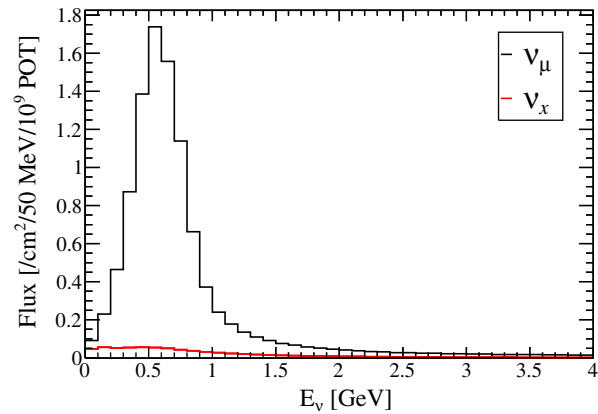


FIG. 1 (color online). The predicted neutrino flux at the ND280. The beam is dominated by ν_μ and is narrowly peaked at 0.6 GeV. The sum of all other neutrino flavors, including antineutrinos, is denoted by ν_x .

decay to produce the neutrino beam. For the data presented here, the horns are operated in neutrino mode to focus π^+ for a high purity ν_μ beam. A beam dump at the end of the decay tunnel stops non-neutrino particles from reaching the near detectors. Muon monitors beyond the beam dump are used to monitor the beam intensity and direction. An underground experiment hall containing near detectors designed to characterize the neutrino beam is located 280 m from the target. The on-axis near detector, INGRID, consists of an array of modules that measure the beam direction and profile. The ND280 near detector used for this analysis lies 2.5° off the beam axis. This analysis is based on 2.6×10^{20} protons on target (POT) using data collected by the ND280 detector during the first three T2K running periods (spanning the period January 2010–June 2012).

The predicted neutrino beam flux at the ND280 near detector peaks at 0.6 GeV and is shown in Fig. 1 [27]. The neutrino beam flavor content is predicted to be 92.6% ν_μ . The $\bar{\nu}_\mu$, ν_e , $\bar{\nu}_e$ contaminations are 6.2%, 1.1%, 0.1%, respectively. The primary proton interactions with the target are simulated with FLUKA2008 [28,29] tuned to external hadron production data such as the NA61/SHINE experiment [30,31]. These simulated hadrons are propagated through the decay volume with GEANT3 [32] with GCALOR [33].

III. THE OFF-AXIS ND280 DETECTOR

ND280 is a tracking detector located 280 m from the neutrino beam source. The detector sits inside the refurbished UA1 magnet which provides a 0.2 T magnetic field for track sign selection and momentum measurement. The detector is divided into two regions: a tracker and an upstream π^0 detector region (POD) [34]. A diagram of the ND280 detector is shown in Fig. 2. This analysis uses events reconstructed in the ND280 tracker. The tracker

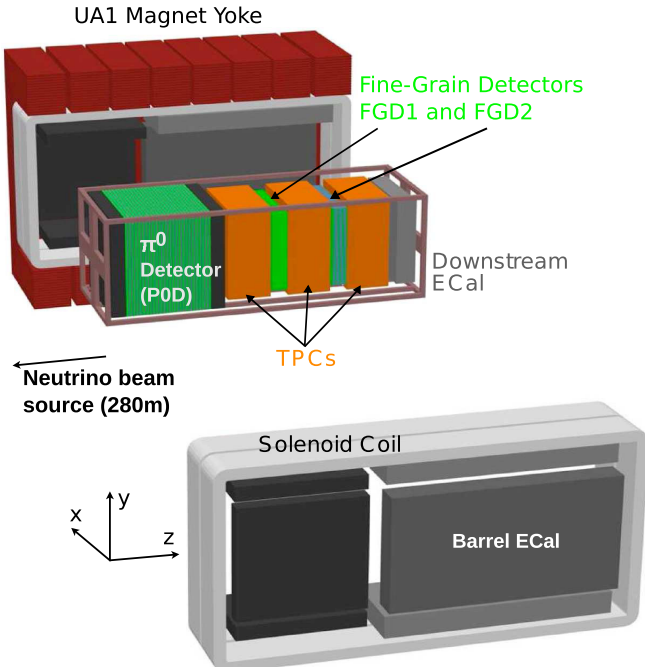


FIG. 2 (color online). The ND280 off axis near detector. The diagram shows an exploded view of the ND280 detector with the surrounding magnet yoke and solenoid and electromagnetic calorimeter detectors withdrawn to reveal the tracker detector and π^0 detector. The FGD and TPC are the primary subdetectors used in this analysis and are described in the text.

region contains two fine grained detectors (FGDs) and three time projection chambers (TPCs). Surrounding both the POD and tracker regions are electromagnetic calorimeters (ECals). The magnet is instrumented with a scintillator called the side muon range detector (SMRD) which detects muons escaping with high angles with respect to the beam direction.

The first fine grained detector (FGD1) [35] provides target mass and track reconstruction near the interaction vertex. It consists of layers of $9.6 \text{ mm} \times 9.6 \text{ mm} \times 1864.3 \text{ mm}$ plastic scintillator bars read out with wavelength shifting fibers into multipixel photon counters. There are 30 layers with each layer containing 192 bars. The orientation of the layers alternates between x and y directions perpendicular to the neutrino beam. This allows for three-dimensional reconstruction of the interaction vertex. The target nuclei are predominantly carbon with small fractions of other nuclei. The composition of the target is summarized in Table I.

The second FGD (FGD2) contains water layers for direct cross section measurements on water. Only interactions in FGD1 are used in this analysis. For this analysis, the fiducial volume (FV) is defined as the FGD1 volume excluding the most upstream $x - y$ layer pair and 5 bars width around the edge in $x - y$ to remove external backgrounds. The fiducial mass is 0.9 tons.

TABLE I. The elemental composition of the FGD1 in the fiducial volume. The composition is expressed as both a fraction of the total mass of target nuclei and the total number of target neutrons (for CCQE interactions).

Element	Mass (%)	Neutron (%)
C	86.1	92.8
H	7.4	...
O	3.7	4.0
Ti	1.7	1.9
Si	1.0	1.1
N	0.1	0.2

The FGDs are sandwiched between three TPCs [36]. Each TPC consists of a box containing a gas, consisting of Ar (95%), CF_4 (3%), and iC_4H_{10} (2%), with an electric field between the central cathode and the side anodes where drift charge is read out with micromesh gas detectors (micromegas) [37]. The TPC provides three-dimensional (3D) track reconstruction, momentum measurement, and sign selection from track curvature in the magnetic field, and particle identification (PID) from dE/dx in the gas. A momentum resolution of $\delta(p_\perp)/p_\perp \sim 0.08 p_\perp$ [GeV/c] is achieved for muons as measured from track curvature in the the magnetic field. TPC tracks and FGD clusters are combined to form complete three-dimensional tracks with the vertex position given by the most upstream FGD hit and the PID and momentum measurement given by the TPC.

IV. EVENT SELECTION

CCQE interactions are selected with a cut-based analysis which identifies events with a reconstructed μ^- starting within the FGD1 fiducial volume and no reconstructed π^\pm . No explicit cuts are applied to include or exclude a proton track. In the following, CCQE is defined as the nucleon-level interaction (defined by the model described in Sec. V) before final state interactions (i.e. the interactions of the outgoing proton with the target nucleus).

Good data quality is required by selecting only spills where the entire ND280 detector is operational. Tracks reconstructed in ND280 are associated with a primary proton beam bunch based on hit timing. Tracks with a reconstructed time greater than 60 ns from the expected beam bunch mean time are rejected. The reconstructed bunch time width is around 15 ns.

Tracks starting within the FGD fiducial volume with a TPC component are selected. The TPC component is required to contain at least 18 clusters. This track quality requirement ensures that tracks are long enough to provide reliable PID and momentum information. The μ^- candidate is defined as the highest momentum, negatively charged track.

Given the particle momentum, the TPC dE/dx distribution for different particle hypotheses is known. A muon

TABLE II. The predicted cumulative signal efficiency and purity at each cut level.

Cut	Efficiency (%)	Purity (%)
Good quality negative track in FV	50	26
TPC veto	49	34
PID cut	47	45
TPC-FGD multiplicity	40	67
Michel electron veto	40	72

PID variable that combines the likelihood given the observed dE/dx for μ , e , π and proton hypotheses is used to select muons. The 97% of simulated ν_μ CCQE events that pass the previous cuts pass this muon PID cut.

External backgrounds are removed by vetoing interactions with additional tracks starting > 150 mm upstream of the μ^- vertex. This cut removes backgrounds where the true vertex is upstream (for example, in the POD or magnet region). Only tracks going from FGD1 forward into TPC2 are selected, as the reconstruction is currently unable to distinguish backwards-going μ^- from forwards-going external backgrounds.

This event selection selects ν_μ CC interactions with an efficiency of 50% and a purity of 87%. The dominant background is from neutrino interactions outside of the fiducial volume.

Two additional cuts are applied to remove events containing pions. Events with additional tracks in the TPC are rejected as most protons from CCQE interactions stop in the FGD. Only 14% of true CCQE events selected with the CC inclusive event selection have a matching proton track reconstructed in the TPC. Events with multiple TPC tracks are dominated by resonant pion and deep inelastic scattering backgrounds. Events with delayed

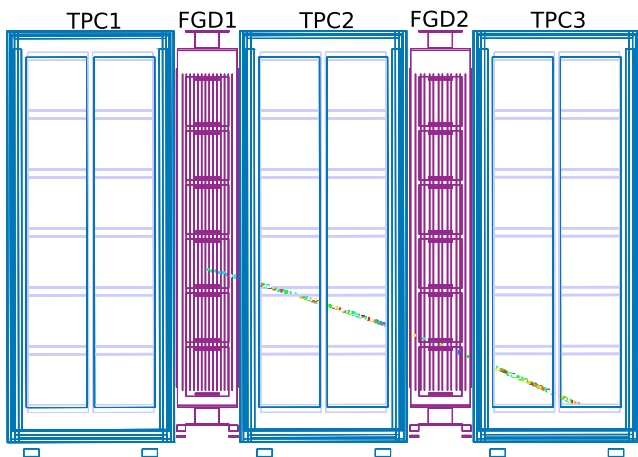
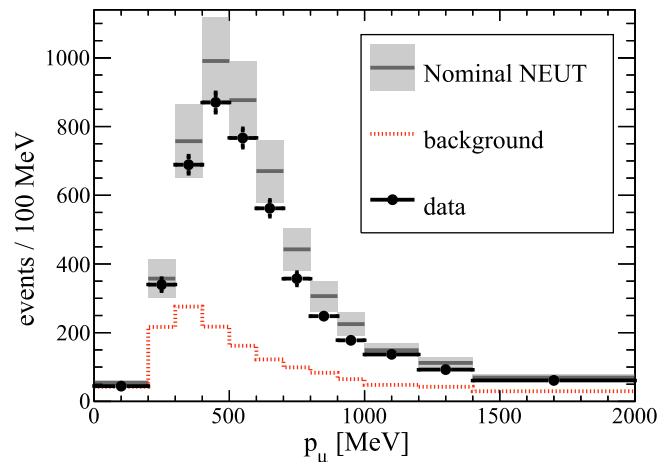


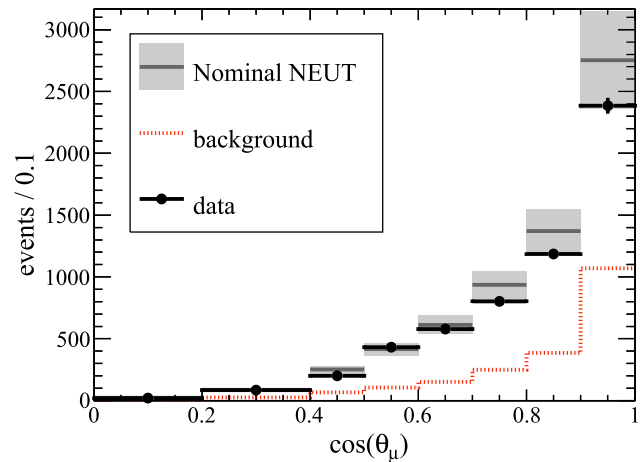
FIG. 3 (color online). An example CCQE candidate event. Only the tracker region of the ND280 is shown. This event shows a forward-going muon track starting within the fiducial volume of FGD1. It passes through two TPCs and the second FGD before exiting the detector.

clusters reconstructed in the FGD are rejected to remove stopped π^\pm that decay to μ^\pm and then e^\pm .

This event selection achieves an efficiency of 40% and purity 72% for true CCQE events in the model described in Sec. V. The dominant background is from CC resonant pion production. The cuts and selection efficiency are summarized in Table II. A total of 5841 events were selected. This CCQE sample is a subsample of the CC inclusive sample described in [18]. An example event display of a candidate signal event is shown in Fig. 3. The reconstructed muon kinematics are shown in Fig. 4. The reconstructed Q^2 distribution calculated assuming quasielastic kinematics is shown in Fig. 5.



(a) p_μ



(b) $\cos\theta_\mu$

FIG. 4 (color online). Reconstructed muon kinematics. The background is the NEUT prediction and is dominated by CC resonant pion production. The gray error band on the MC prediction includes the systematic uncertainties described in Sec. VI. The error bars on the black data points show the statistical uncertainties.

V. NEUTRINO INTERACTION MODEL

Neutrino interactions are modeled with the NEUT Monte Carlo (MC) generator [38]. The four-vectors of the final state particles are propagated through a detector simulation using GEANT4. Table III shows the fraction of simulated events passing the selection, broken down by nucleon level interaction type. The event sample is dominated by CCQE and CC resonant single pion production. The NEUT generator uses the Smith-Moniz model for CCQE scattering with nuclear targets [2,3]. In this model, the weak nucleon current is written in the most general form that conserves T and C symmetry and contains four form factors that must be determined by experiment. The electromagnetic form factors are precisely measured in electron elastic scattering experiments. The vector form factors of the weak nucleon current are related to the electromagnetic form factors through the conserved vector current hypothesis. Two form factors remain: the axial vector form factor, F_A , and the pseudoscalar form factor. The pseudoscalar form factor can be related to the axial form factor. This leaves F_A as the only independent free-form factor. A dipole form is assumed for F_A ,

$$F_A(Q^2) = \frac{F_A(0)}{\left(1 + \frac{Q^2}{M_A^{\text{QE}}}\right)^2}. \quad (1)$$

The results reported in this paper are based on a value of $M_A^{\text{QE}} = 1.21\text{GeV}/c^2$ (unless otherwise stated).

In this model, nucleons are treated as noninteracting particles bound in a potential well of binding energy, E_B , and momentum up to the global Fermi momentum, p_F . Both of these parameters are set by electron scattering experiments. As well as describing the nuclear initial state, this also restricts the available final states through Pauli blocking. No additional contribution from multinucleon effects are included.

Final state interactions (FSI) are implemented with a semiclassical cascade model. In the cascade model hadrons are treated as classical objects undergoing a sequence of

TABLE III. Predicted fraction of selected events broken into interaction type. CC other includes resonant production of multiple pions, production of other mesons (such as η and K), and deep-inelastic scattering. Sand interactions occur in the material upstream of the ND280 detector such as the sand surrounding the pit and the pit walls.

Event type	Fraction (%)
CCQE	72.0
CC1 π	16.1
CC coherent	1.8
CC other	6.3
NC	2.2
Sand interactions	1.5

independent collisions as they move through the nucleus. This is implemented as an independent step after the initial neutrino-nucleon scattering that has the effect of altering the observed hadronic final state. In the cascade model, a vertex position within the nucleus is selected from a Wood-Saxon nucleon density distribution. Each hadron produced in the interaction is stepped through the nucleus. At each step a Monte Carlo method is used to determine if an interaction occurs. If an interaction occurs, FSI is applied to the outgoing hadrons. This process is repeated until all hadrons escape the nucleus or are absorbed. For pions, three interactions may occur: inelastic scattering, absorption, and charge exchange. The probabilities of these interactions depend on the pion momentum and position within the nucleus and are constrained by external pion-nucleus scattering measurements [39–65]. Elastic scattering is neglected as it is mostly forward going with negligible momentum change.

The Rein-Seghal model [66,67] is used to simulate the resonant single pion background. In this model the production cross section of single pion plus nucleon final states is calculated by summing over 18 intermediate resonances with hadronic invariant mass $W < 2\text{GeV}/c^2$, including interference terms. The nominal axial mass is $M_A^{\text{RES}} = 1.16\text{GeV}/c^2$ and the RFG nuclear model is assumed. This value is set from fits to external pion data described in Sec. VI B.

VI. SYSTEMATIC UNCERTAINTIES

The systematic uncertainties in this analysis can be factorized into neutrino beam flux uncertainties, interaction model uncertainties, and detector response uncertainties. A summary of the effect of these systematic uncertainties on the CCQE cross section measurement is shown in Table IV.

A. Neutrino beam flux uncertainty

The neutrino beam flux uncertainty is dominated by the uncertainty on the hadron interaction model, including uncertainties on the total proton-nucleus production cross section, pion multiplicities, and secondary nucleon production. These uncertainties are summarized in Table V. These uncertainties are derived primarily from NA61/SHINE measurements [30,31] of pion and kaon production from proton interactions on a graphite target at the T2K

TABLE IV. A summary of the effect of each class of systematic uncertainty on the flux-integrated CCQE cross section.

Error source	Fractional error on $\langle\sigma\rangle$ (%)
Detector	4
Neutrino beam flux	12
Interaction model	4
Statistical	8
Total	16

TABLE V. A summary of the neutrino beam flux uncertainties. The uncertainties shown are the uncertainty on the total ν_μ neutrino flux.

	Error (%)
Secondary nucleon production	6.9
Production cross section	6.4
Pion multiplicity	5.0
Kaon multiplicity	0.8
Off-axis angle	1.6
Proton beam	1.1
Horn absolute current	0.9
Horn angular alignment	0.5
Horn field asymmetry	0.3
Target alignment	0.2
Total	10.9

beam energy. For areas of phase space uncovered by these measurements, additional external data sets are used. These uncertainties are propagated to the T2K neutrino beam flux prediction by reweighting FLUKA2008 MC samples. The total ν_μ -proton-nucleus production cross section uncertainty is set to cover discrepancies between NA61 measurements [30] and other external data sets [68–70]. The uncertainty on secondary nucleon production is set by comparing the predictions of the FLUKA2008 model with external measurements [71,72].

Uncertainties in the operational conditions of the beam line are also considered. These include the proton beam incident position on the target, the proton beam profile and intensity, the angle between the beam and the ND280 detector, and the horn current, field, and alignment.

For this analysis, the neutrino beam flux uncertainty is modeled as a multivariate Gaussian in 11 bins of true neutrino energy, including the correlation between bins. The ν_μ flux uncertainty varies between E_ν bins and ranges from 10% to 15%. The effect on the measured flux

integrated CCQE cross section is 12%. Further details of the neutrino beam flux prediction can be found in [27].

B. Interaction model uncertainty

The interaction model uncertainties are motivated from comparison of the NEUT MC generator with external experimental data. A summary of the parameters and their effects on the overall normalization of the selected QE-enhanced data sample is shown in Table VI. The same parametrization of the systematic error on the interaction model as [18] is used with the exception of the parameters that affect the CCQE model. All uncertainties that affect the CCQE normalization are removed.

Variation of model parameters is estimated by evaluating the bin contents for model parameter variations of 0, ± 1 , ± 2 , ± 3 , ± 4 and $\pm 5\sigma$. Cubic spline interpolation between these points is used to evaluate the change in bin contents for an arbitrary change in model parameter.

Uncertainty on the shape of the p_μ - $\cos\theta_\mu$ distribution for CCQE events enters when extracting $\sigma(E_\nu)$. This is included with model uncertainties on two parameters, M_A^{QE} and p_F . For M_A^{QE} , a central value of 1.21 GeV/ c^2 is selected and the 1σ error set to 0.2 GeV/ c^2 . This error covers the best-fit values reported by the NOMAD and MiniBooNE experiments, as well as the M_A^{QE} value measured from deuterium scattering experiments. The Fermi-momentum p_F parameter value and error are set from electron scattering measurements. For each event, with neutrino energy E_ν , the prediction with a parameter value x' is multiplied by the factor $\sigma(x^{\text{nominal}}, E_\nu)/\sigma(x', E_\nu)$, where $\sigma(x, E_\nu)$ is the total CCQE cross section calculated with the parameter value x . In both cases, the systematic uncertainty is implemented as a shape-only parameter. Hence, the total cross section is conserved, and only the effect of the parameter on the shape of the p_μ - $\cos\theta_\mu$ distribution is included.

TABLE VI. The prefit model parameter errors and nominal values. The effect of each systematic on the total normalization of the predicted number of selected events is also shown.

Parameter	Description	Nominal value	Error	Normalization (%)
M_A^{QE}	Axial mass for QE interactions	1.21 GeV/ c^2	0.20 GeV/ c^2	3.5%
p_F	Fermi momentum	217 MeV/ c	30.38 MeV/ c	1.5%
$x_1^{\text{CC}1\pi}$	CC1 π normalization ($0.0 \leq E_\nu < 2.5$)	1.63	0.43	4.3%
$x_2^{\text{CC}1\pi}$	CC1 π normalization ($E_\nu > 2.5$)	1	0.40	1.9%
M_A^{RES}	axial mass for resonant interactions	1.16 GeV/ c^2	0.11	1.8%
W_{eff}	modifies width of hadronic resonance	1	0.52	0.6%
$x^{\text{CCcoherent}}$	CC coherent normalization	0	1.00	1.0%
x^{CCother}	varies other CC interactions	0	1.00	0.6%
$x^{\text{NC}1\pi}$	NC1 π normalization	1.19	0.43	0.4%
$x^{\text{NCcoherent}}$	NC coherent normalization	1	0.3	0.4%
x^{NCother}	varies other NC interactions	1	0.3	0.5%
x^{FSI}	FSI	0.5%

The single pion background uncertainty is set from an analysis of MiniBooNE pion production data [73–75]. Model parameter uncertainties are set on the axial vector mass for resonant interactions, M_A^{RES} . Normalization uncertainties are applied to the CC resonant single pion, $\text{NC}1\pi^0$, and neutral current (NC) coherent production rates. The empirical parameter, W_{eff} , is used to account for shape differences between the data and MC predictions in the $\text{NC}1\pi^0$ pion momentum distributions by modifying the width of the hadronic resonance. In the absence of direct observations of CC coherent pion production at the energy relevant for the T2K neutrino beam flux, a conservative estimate of 100% is set on the CC coherent pion rate [76,77].

“CC other” is an E_ν^{true} dependent uncertainty on the inelastic cross section excluding CC resonant single pion production. This rate is known to $\sim 10\%$ from external data sets [78] at 4 GeV. “NC other” is a 30% normalization uncertainty on NC elastic, NC resonant production of $\eta/K/\gamma$, NC DIS, and NC multi- π production. The contribution from NC backgrounds to this analysis is small.

The FSI uncertainty is estimated by varying parameters of the NEUT FSI model, changing the effective π interaction rates within limits allowed by external pion-carbon scattering data. A covariance matrix is generated from the variation of the number of events in each p_μ - $\cos\theta_\mu$ bin.

C. Detector response uncertainty

The detector response uncertainties are summarized in Table VII. The dominant systematic uncertainties originate from the TPC momentum measurement and from “out-of-fiducial-volume backgrounds.”

Uncertainties in the TPC momentum scale arise due to uncertainties in the magnetic field. The TPC momentum resolution uncertainty is estimated from analysis of through-going muon tracks passing through multiple TPCs by comparing the reconstructed momentum in each TPC.

TABLE VII. The detector systematic errors. The effect of each systematic on the total normalization of the predicted number of selected events is also shown.

Systematic error	Normalization error (%)	Shape error (%)
TPC momentum scale	0.1	0.2–5.9
TPC momentum resolution	0.2	0.0–2.0
External background	1.3	0.4–8.9
Track reconstruction	0.6	0.7–2.1
TPC PID	0.02	0.0–0.7
Michel tagging	0.6	0.3–1.6
Sand interactions	0.1	0.0–1.1
Pileup	0.4	0.3–1.6
Pion rescattering	1.4	0.5–4.7
Fiducial volume target mass	0.6	0.6

The background from out-of-fiducial-volume events is 6.1%. These can enter the selected sample due to mis-reconstruction. The dominant reconstruction effect is from muon tracks that originate from outside of the fiducial volume and pass through the FGD but have no hits reconstructed in the bars surrounding the FGD fiducial volume. This is investigated by examining the hits distributions of through-going muons that are known from the TPC measurement to pass through every layer of the FGD. An additional 20% cross section uncertainty is applied to the out-of-FGD events as they come primarily from interactions on heavier nuclei. This is motivated by comparison of the out-of-FGD rates predicted by the NEUT and GENIE event generators as well as comparisons between the data and MC event rates in the SMRD, ECal, and POD detectors. The total uncertainty assigned to out-of-fiducial-volume interactions is up to 9% depending on the reconstructed p_μ - $\cos\theta_\mu$ bin.

Uncertainties due to the track reconstruction efficiency, TPC particle ID, Michel electron tagging, sand interactions (i.e. interactions in material upstream of the ND280 detector such as the sand surrounding the pit), and pileup are considered. These are studied using control samples in data including through-going muons and cosmic muons. The uncertainty due to secondary pion interactions is evaluated by comparing GEANT4 simulation with external pion-carbon scattering data sets. The fiducial mass uncertainty is 0.67%. These systematic uncertainties are described in detail in [18].

For each source of detector response uncertainty, a covariance matrix in reconstructed p_μ - $\cos\theta_\mu$ bins is formed. The total uncertainty was formed from the sum of the covariance matrices.

VII. CCQE CROSS SECTION MEASUREMENTS

A. Methodology

The CCQE cross section is extracted by applying a binned likelihood fit to the observed p_μ - $\cos\theta_\mu$ distribution. The input events are grouped into bins in p_μ - $\cos\theta_\mu$ with bin edges $p_\mu = [0.0, 0.4, 0.5, 0.7, 0.9, > 0.9]$ GeV/ c and $\cos\theta_\mu = [-1.0, 0.84, 0.90, 0.94, 1.0]$. For simulation, the events are generated with the NEUT MC model described in Sec. V. The simulated data are additionally binned in the unobserved variable E_ν^{true} and true interaction type. Systematic uncertainties are accounted for by varying the bin contents with nuisance parameters. Five parameters of interest are defined which scale the normalization of CCQE prediction in bins of true E_ν with bin edges $E_\nu = [0.0, 0.6, 0.7, 1.0, 1.5, > 1.5]$ GeV/ c^2 . This binning is optimized to ensure a stable fit result. The best-fit value of these parameters of interest is used to calculate the measured CCQE cross section. The predicted p_μ - $\cos\theta_\mu$ distribution is calculated by summing over the unobserved variables, after taking into account the bin weights.

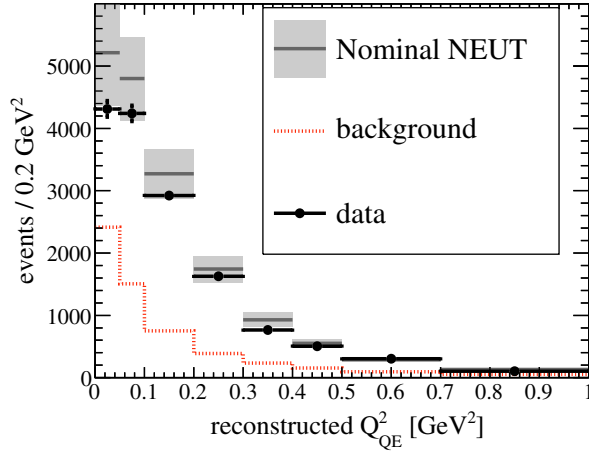


FIG. 5 (color online). Data MC comparison of the Q^2 distribution calculated assuming QE kinematics. The gray error band on the MC prediction includes the systematic uncertainties described in Sec. VI. The error bars on the black data points show the statistical uncertainties.

The number of predicted events in an observed $p_{\mu}-\cos\theta_{\mu}$ bin, i , is,

$$N_i^{\text{predicted}}(w_{jk}, d_i, f_j, x_{ijk}) = d_i \sum_j^{E_{\nu}^{\text{true}} \text{ bins}} f_j \sum_k^{\text{event type}} w_{jk} x_{ijk} N_{ijk}^{\text{MC}}, \quad (2)$$

where the indices j and k correspond to the unobserved quantities E_{ν}^{true} bins and true interaction type, respectively, N_{ijk}^{MC} is the number of events predicted by the nominal MC model, d_i are weights for detector systematics, f_j are weights for the flux systematics, x_{ijk} are the weights for the cross section systematics, and w_{jk} are the parameters of interest that weight the cross section in bins of E_{ν}^{true} . These w_{jk} parameters are allowed to vary only for CCQE

interactions. For all other interactions they are fixed at unity. The true interaction types are shown in Table III. This categorization is used for the reweighting used to implement the model systematic uncertainties.

A binned maximum likelihood fit is used to find the best fit parameters. The negative log-likelihood ratio is minimized,

$$-\ln \lambda(\Theta) = 2 \sum_{i=1}^{p_{\mu}-\cos\theta_{\mu} \text{ bins}} \left[N_i^{\text{predicted}}(\Theta) - N_i^{\text{observed}} + N_i^{\text{observed}} \ln \frac{N_i^{\text{observed}}}{N_i^{\text{predicted}}(\Theta)} \right] + \ln \frac{\pi_d(\Theta_d)}{\pi_d(\Theta_d^{\text{nominal}})} + \ln \frac{\pi_f(\Theta_f)}{\pi_f(\Theta_f^{\text{nominal}})} + \ln \frac{\pi_x(\Theta_x)}{\pi_x(\Theta_x^{\text{nominal}})}, \quad (3)$$

where Θ is the set of fit parameters, and π_d , π_f , π_x are multivariate Gaussian constraints on the nuisance parameters that describe the detector, neutrino beam flux, and interaction model uncertainties. The final value for the extracted CCQE cross section is calculated by multiplying the weights, w_{jk} , by the corresponding flux-integrated cross section, $\langle \sigma_{jk} \rangle_{\Phi}$, in the nominal model. The uncertainty on the CCQE cross section is estimated with the constant $\Delta \ln \lambda$ method. Studies with pseudodata generated from the MC model found that this method is unbiased and gives frequentist coverage. To avoid experimenter bias, a blind analysis was performed. The analysis method was developed and validated with toy Monte Carlo studies before being applied to the data.

B. Energy dependent cross section

Figure 6 shows the observed $p_{\mu}-\cos\theta_{\mu}$ distribution before and after the fit. Figure 7 shows the best-fit CCQE cross section. The best fit to the ND280 data prefers a lower overall cross section than the model prediction. In

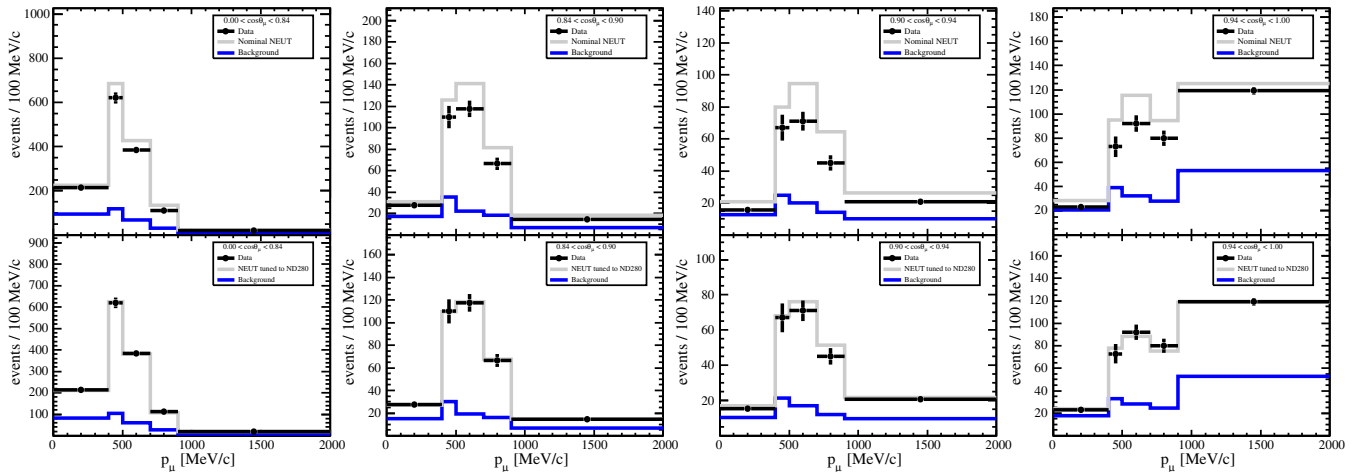


FIG. 6 (color online). Data MC comparison of both the predicted (top row) and the fitted (bottom row) $p_{\mu}-\cos\theta_{\mu}$ distributions. Each plot shows the p_{μ} distribution for a fixed range of $\cos\theta_{\mu}$.

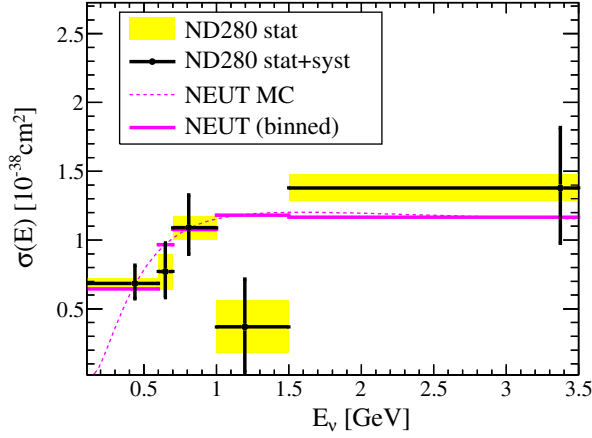


FIG. 7 (color online). The measured CCQE energy-dependent cross section per target neutron with statistical (band) and total (bar) errors.

general the nominal model prediction (Smith-Moniz with RFG and $M_A^{\text{QE}} = 1.2 \text{ GeV}/c^2$) gives a good description of the data. One exception is the measurement in the range 1–1.5 GeV which differs from the model prediction at the level of 2.3σ in that bin. However, this discrepancy is not statistically significant. A χ^2 test comparing the fitted result with the nominal model prediction gives a p -value of 17% indicating agreement between the data and the cross section model. This is compared with measurements from other experiments in Fig. 8. There is consistency between the experiments within the current statistical and systematic uncertainties. At low E_ν the uncertainties are comparable with other experiments. At high E_ν the uncertainties increase where there is increased contamination from background processes and larger flux uncertainties. The total fractional covariance matrix is given in Table VIII. These data may be useful to compare with alternative

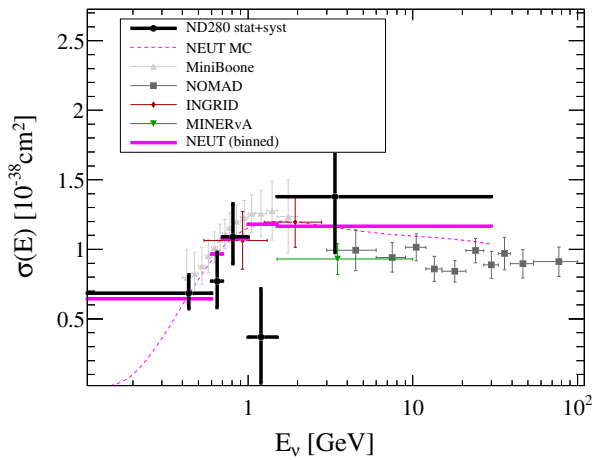


FIG. 8 (color online). The measured CCQE energy-dependent cross section per target neutron compared with other experimental results [7,8,10,79].

TABLE VIII. The fractional covariance matrix corresponding to the errors shown in Fig. 7.

Energy bin (GeV)	0.0–0.6	0.6–0.7	0.7–1.0	1.0–1.5	≥ 1.5
0.0–0.6	0.035	0.002	0.024	0.006	0.025
0.6–0.7	0.002	0.038	−0.004	0.023	0.000
0.7–1.0	0.024	−0.004	0.039	−0.006	0.035
1.0–1.5	0.006	0.023	−0.006	0.068	−0.021
≥ 1.5	0.025	0.000	0.035	−0.021	0.102

models; however, care should be taken to account for the model assumptions made in the extrapolation from $p_\mu - \cos \theta_\mu$ to E_ν .

C. Flux averaged total cross section

The flux averaged CCQE cross section, $\langle \sigma \rangle$, is calculated with the following equation:

$$\langle \sigma \rangle = \frac{\sum_j f_j \phi_j^{\text{nominal}} w_{jk} \sigma_{jk}^{\text{nominal}}}{\sum_j f_j \phi_j^{\text{nominal}}}, \quad (4)$$

where f_j is the fitted value of the flux weight nuisance parameter, ϕ_j^{nominal} is the nominal predicted flux in E_ν^{true} bin j , w_{jk} is the fitted value of the CCQE signal cross section weight, and $\sigma_{jk}^{\text{nominal}}$ is the nominal CCQE cross section in bin j . This is a useful quantity to calculate, since it does not rely on extrapolation from observed quantities $p_\mu - \cos \theta_\mu$ to E_ν ; therefore, it is inherently less model dependent. The fitted flux weight nuisance parameters, f_j , all remain close to their nominal values. The choice to use the postfit nominal values as opposed to their fitted values has a negligible effect on the final $\langle \sigma \rangle$. To estimate the error on the flux-averaged CCQE cross section a Monte Carlo method was used. A multivariate Gaussian probability density function was constructed using the best-fit w_{jk} and f_j parameter values and the postfit covariance matrix. A toy MC model was used to generate 100000 sets of w_{jk} and f_j parameters. These values were used to calculate a set of $\langle \sigma \rangle$. The standard deviation of this distribution was used to estimate the error on $\langle \sigma \rangle$. The final value from the fit to the data is $(0.83 \pm 0.12) \times 10^{-38} \text{ cm}^2$ per target neutron. This is in good agreement with the nominal model prediction $0.88 \times 10^{-38} \text{ cm}^2$ (with $M_A^{\text{QE}} = 1.21 \text{ GeV}$).

D. M_A^{QE} extraction

An alternative approach to fitting the cross section normalization is to directly fit the model parameters. The axial mass parameter M_A^{QE} is varied to obtain the best fit to the observed data. The axial mass parameter affects both the total cross section and its Q^2 dependence. It is interesting to consider both the effect on M_A^{QE} with and

without including overall normalization information in the analysis.

Two fits are performed: First, a version that simultaneously varies the shape and normalization (referred to as M_A^{QE} -norm), and second, a version that varies only the shape (referred to as M_A^{QE} -shape). The M_A^{QE} shape uncertainty described in Sec. VI B is removed from the analysis for these fits. Therefore, the fitted values are independent of external data constraints. The best fit values for M_A^{QE} -norm (M_A^{QE} -shape) are $1.26_{-0.18}^{+0.21}$ GeV/ c^2 ($1.43_{-0.22}^{+0.28}$ GeV/ c^2). A goodness-of-fit test is performed by comparing the minimized log-likelihood ratio value with the expected distribution from Monte Carlo simulation. The one-sided p -value is calculated to be $p = 0.67$ (0.68) for M_A^{QE} -norm (M_A^{QE} -shape) indicating a good fit of the model to these data.

The shape-only fit result prefers high values of M_A^{QE} relative to the shape and normalization fit result. As shown in Sec. VII C, the total CCQE cross section is in good agreement, within error, with the nominal NEUT model. As the total CCQE cross section scales with M_A^{QE} , the M_A^{QE} -norm parameter is constrained by the overall normalization to lie close to the nominal value. This normalization constraint does not affect the M_A^{QE} -shape fit, and hence this parameter is free to explore a wider range of the parameter space. While higher values are preferred when using shape only, it should be noted that these results are consistent within their current uncertainties. As discussed in Sec. I, low values of M_A^{QE} (~ 1 GeV/ c^2) are observed in measurements of CCQE interactions in neutrino deuterium scattering and pion production in ep scattering. Note that the meaning of this effective parameter depends on the details of the QE model; comparison with results from other experiments should be done with care.

VIII. SUMMARY

We have selected ν_μ CCQE interactions on carbon and analyzed the observed $p_{\mu^-} \cos \theta_\mu$ distribution within the context of the standard CCQE interaction model with a RFG nuclear model. The model gives a good description of the data within the current level of statistical and systematic

uncertainty. The flux-integrated CCQE cross section was measured to be $\langle \sigma \rangle = (0.83 \pm 0.12) \times 10^{-38}$ cm 2 in good agreement with the nominal model value of 0.88×10^{-38} cm 2 (evaluated at $M_A^{\text{QE}} = 1.21$ GeV/ c^2). We have extracted the energy-dependent CCQE cross section. Understanding this dependence is crucial for current and future neutrino oscillation experiments. Both results are consistent with an enhanced cross section relative to a model with $M_A^{\text{QE}} = 1.03$ GeV/ c^2 (or equivalently this is consistent with a high effective M_A^{QE}). A direct extraction of M_A^{QE} yields $1.26_{-0.18}^{+0.21}$ GeV/ c^2 when using normalization plus shape information and $1.43_{-0.22}^{+0.28}$ GeV/ c^2 when using only shape information. This observation is consistent with that observed by other experiments at similar energies; however, at the current level of uncertainty we are unable to resolve the discrepancies between NOMAD and MiniBooNE data sets. The generators used by the T2K experiment are being actively developed. Future analyses will include multinucleon effects and more advanced nuclear models. In addition, future T2K CCQE analyses will produce a model independent measurement of the flux integrated differential cross section for QE-like processes as a function of muon kinematics.

ACKNOWLEDGMENTS

We thank the J-PARC staff for superb accelerator performance and the CERN NA61 Collaboration for providing valuable particle production data. We acknowledge the support of MEXT, Japan; NSERC, NRC, and CFI, Canada; CEA and CNRS/IN2P3, France; DFG, Germany; INFN, Italy; National Science Centre (NCN), Poland; RSF, RFBR, and MES, Russia; MINECO and ERDF funds, Spain; SNSF and SER, Switzerland; STFC, UK; and DOE, USA. We also thank CERN for the UA1/NOMAD magnet, DESY for the HERA-B magnet mover system, NII for SINET4, the WestGrid and SciNet consortia in Compute Canada, GridPP, UK. In addition participation of individual researchers and institutions has been further supported by funds from ERC (FP7), EU; JSPS, Japan; Royal Society, UK; DOE Early Career program, USA.

[1] C. H. L. Smith, *Phys. Rep.* **C 3**, 261 (1972).
 [2] R. A. Smith and E. J. Moniz, *Nucl. Phys.* **B43**, 605 (1972).
 [3] R. A. Smith and E. J. Moniz, *Nucl. Phys.* **B101**, 547 (1975).
 [4] A. Bodek, S. Avvukumov, R. Bradford, and H. S. Budd, *Eur. Phys. J. C* **53**, 349 (2008).
 [5] A. Liesenfeld *et al.*, *Phys. Lett. B* **468**, 20 (1999).

[6] R. Gran *et al.* (K2K Collaboration), *Phys. Rev. D* **74**, 052002 (2006).
 [7] V. Lyubushkin *et al.* (NOMAD Collaboration), *Eur. Phys. J. C* **63**, 355 (2009).
 [8] A. A. Aguilar-Arevalo *et al.* (MiniBooNE Collaboration), *Phys. Rev. D* **81**, 092005 (2010).

- [9] P. Adamson *et al.* (MINOS Collaboration), *Phys. Rev. D* **91**, 012005 (2015).
- [10] G. A. Fiorentini *et al.* (MINERvA Collaboration), *Phys. Rev. Lett.* **111**, 022502 (2013).
- [11] L. Alvarez-Ruso, Y. Hayato, and J. Nieves, *New J. Phys.* **16**, 075015 (2014).
- [12] J. G. Morfin, J. Nieves, and J. T. Sobczyk, *Adv. High Energy Phys.* **2012**, 934597 (2012).
- [13] J. Nieves, I. R. Simo, and M. J. V. Vacas, *Phys. Lett. B* **707**, 72 (2012).
- [14] M. Martini, M. Ericson, and G. Chanfray, *Phys. Rev. C* **84**, 055502 (2011).
- [15] A. Bodek, H. S. Budd, and M. E. Christy, *Eur. Phys. J. C* **71**, 1726 (2011).
- [16] O. Lalakulich, K. Gallmeister, and U. Mosel, *Phys. Rev. C* **86**, 014607 (2012).
- [17] A. Meucci and C. Giusti, *Phys. Rev. D* **89**, 117301 (2014).
- [18] K. Abe *et al.* (T2K Collaboration), *Phys. Rev. D* **87**, 092003 (2013).
- [19] M. Martini and M. Ericson, *Phys. Rev. C* **90**, 025501 (2014).
- [20] R. Gonzalz-Jimnez, G. D. Megias, M. B. Barbaro, J. A. Caballero, and T. W. Donnelly, *Phys. Rev. C* **90**, 035501 (2014).
- [21] G. D. Megias *et al.*, *Phys. Rev. D* **91**, 073004 (2015).
- [22] A. Meucci and C. Giusti, *Phys. Rev. D* **91**, 093004 (2015).
- [23] R. Gran, J. Nieves, F. Sanchez, and M. J. Vicente Vacas, *Phys. Rev. D* **88**, 113007 (2013).
- [24] K. Abe *et al.* (T2K Collaboration), *Nucl. Instrum. Methods Phys. Res., Sect. A* **659**, 106 (2011).
- [25] Z. Maki, M. Nakagawa, and S. Sakata, *Prog. Theor. Phys.* **28**, 870 (1962).
- [26] B. Pontecorvo, *Sov. Phys. JETP* **26**, 984 (1968).
- [27] K. Abe *et al.* (T2K Collaboration), *Phys. Rev. D* **87**, 012001 (2013).
- [28] G. Battistoni, F. Cerutti, A. Fassò, A. Ferrari, S. Muraro, J. Ranft, S. Roesler, and P. R. Sala, *AIP Conf. Proc.* **896**, 31 (2007).
- [29] A. Ferrari *et al.*, Report No. CERN-2005-010; Report No. SLAC-R-773, 2005; Report No. INFN-TC-05-11.
- [30] N. Abgrall *et al.* (NA61/SHINE Collaboration), *Phys. Rev. C* **84**, 034604 (2011).
- [31] N. Abgrall *et al.* (NA61/SHINE Collaboration), *Phys. Rev. C* **85**, 035210 (2012).
- [32] R. Brun, F. Carminati, and S. Giani, Report No. CERN-W5013, 1994.
- [33] C. Zeitnitz and T. A. Gabriel, *Nucl. Instrum. Methods Phys. Res., Sect. A* **349**, 106 (1994).
- [34] S. Assylbekov *et al.*, *Nucl. Instrum. Methods Phys. Res., Sect. A* **686**, 48 (2012).
- [35] P. A. Amaudruz *et al.*, *Nucl. Instrum. Methods Phys. Res., Sect. A* **696**, 1 (2012).
- [36] N. Abgrall *et al.*, *Nucl. Instrum. Methods Phys. Res., Sect. A* **637**, 25 (2011).
- [37] I. Giomataris *et al.*, *Nucl. Instrum. Methods Phys. Res., Sect. A* **560**, 405 (2006).
- [38] Y. Hayato, *Acta Phys. Polon. B* **40**, 2477 (2009).
- [39] D. Ashery, I. Navon, G. Azuelos, H. K. Walter, H. J. Pfeiffer, and F. W. Schlepütz, *Phys. Rev. C* **23**, 2173 (1981).
- [40] S. M. Levenson *et al.*, *Phys. Rev. C* **28**, 326 (1983).
- [41] C. H. Q. Ingram, P. A. M. Gram, J. Jansen, R. E. Mischke, J. Zichy, J. Bolger, E. T. Boschitz, G. Pröbstle, and J. Arvieux, *Phys. Rev. C* **27**, 1578 (1983).
- [42] M. K. Jones *et al.*, *Phys. Rev. C* **48**, 2800 (1993).
- [43] R. A. Giannelli *et al.*, *Phys. Rev. C* **61**, 054615 (2000).
- [44] R. D. Ransome *et al.*, *Phys. Rev. C* **45**, R509 (1992).
- [45] A. V. Crewe, U. E. Kruse, R. H. Miller, and L. G. Pondrom, *Phys. Rev.* **108**, 1531 (1957).
- [46] K. Nakai, T. Kobayashi, T. Numao, T. A. Shibata, J. Chiba, and K. Masutani, *Phys. Rev. Lett.* **44**, 1446 (1980).
- [47] I. Navon, D. Ashery, J. Alster, G. Azuelos, B. M. Barnett, W. Gyles, R. R. Johnson, D. R. Gill, and T. G. Masterson, *Phys. Rev. C* **28**, 2548 (1983).
- [48] D. Ashery *et al.*, *Phys. Rev. C* **30**, 946 (1984).
- [49] D. Rowntree *et al.* (LADS Collaboration), *Phys. Rev. C* **60**, 054610 (1999).
- [50] Y. Fujii *et al.*, *Phys. Rev. C* **64**, 034608 (2001).
- [51] A. Saunders, S. Høibråten, J. J. Kraushaar, B. J. Kriss, R. J. Peterson, R. A. Ristinen, J. T. Brack, G. Hofman, E. F. Gibson, and C. L. Morris, *Phys. Rev. C* **53**, 1745 (1996).
- [52] B. W. Allardyce *et al.*, *Nucl. Phys.* **A209**, 1 (1973).
- [53] J. W. Cronin, R. Cool, and A. Abashian, *Phys. Rev.* **107**, 1121 (1957).
- [54] M. Crozon, Ph. Chavanon, A. Courau, Th. Leray, J. L. Narjoux, and J. Tocqueville, *Nucl. Phys.* **64**, 567 (1965).
- [55] F. G. Binon, P. Duteil, J. P. Garron, J. Gorres, L. Hugon, J. P. Peigneux, C. Schmit, M. Spighel, and J. P. Stroot (CERN-IPN(Orsay) Collaboration), *Nucl. Phys.* **B17**, 168 (1970).
- [56] C. Wilkin, C. R. Cox, J. J. Domingo, K. Gabathuler, E. Pedroni, J. Rohlin, P. Schwaller, and N. W. Tanner, *Nucl. Phys.* **B62**, 61 (1973).
- [57] A. S. Clough *et al.*, *Nucl. Phys.* **B76**, 15 (1974).
- [58] A. S. Carrol, I. H. Chiang, C. B. Dover, T. F. Kycia, K. K. Li, P. O. Mazur, D. N. Michael, P. M. Mockett, D. C. Rahm, and R. Rubinstein, *Phys. Rev. C* **14**, 635 (1976).
- [59] T. J. Bowles *et al.*, *Phys. Rev. C* **23**, 439 (1981).
- [60] S. A. Wood, J. L. Matthews, E. R. Kinney, P. A. M. Gram, G. A. Rebka, and D. A. Roberts, *Phys. Rev. C* **46**, 1903 (1992).
- [61] T. Takahashi *et al.*, *Phys. Rev. C* **51**, 2542 (1995).
- [62] C. J. Gelderloos *et al.*, *Phys. Rev. C* **62**, 024612 (2000).
- [63] N. Grión *et al.*, *Nucl. Phys.* **A492**, 509 (1989).
- [64] A. Rahav *et al.*, *Phys. Rev. Lett.* **66**, 1279 (1991).
- [65] K. Aoki *et al.*, *Phys. Rev. C* **76**, 024610 (2007).
- [66] D. Rein and L. M. Sehgal, *Ann. Phys. (N.Y.)* **133**, 79 (1981).
- [67] D. Rein, *Z. Phys. C* **35**, 43 (1987).
- [68] S. P. Denisov, S. V. Donskov, Yu. P. Gorin, R. N. Krasnokutsky, A. I. Petrukhin, Yu. D. Prokoshkin, and D. A. Stoyanova, *Nucl. Phys.* **B61**, 62 (1973).
- [69] G. Bellettini, G. Cocconi, A. N. Diddens, E. Lillethun, G. Matthiae, J. P. Scanlon, and A. M. Wetherell, *Nucl. Phys.* **79**, 609 (1966).
- [70] A. S. Carrol *et al.*, *Phys. Lett.* **80B**, 319 (1979).
- [71] T. Eichten *et al.*, *Nucl. Phys.* **B44**, 333 (1972).
- [72] J. V. Allaby *et al.*, CERN Technical Report No. 70-12, 1970.
- [73] A. A. Aguilar-Arevalo *et al.* (MiniBooNE Collaboration), *Phys. Rev. D* **83**, 052009 (2011).

- [74] A. A. Aguilar-Arevalo *et al.* (MiniBooNE Collaboration), [Phys. Rev. D **83**, 052007 \(2011\)](#).
- [75] A. A. Aguilar-Arevalo *et al.* (MiniBooNE Collaboration), [Phys. Rev. D **81**, 013005 \(2010\)](#).
- [76] M. Hasegawa *et al.* (K2K Collaboration), [Phys. Rev. Lett. **95**, 252301 \(2005\)](#).
- [77] K. Hiraide *et al.* (SciBooNE Collaboration), [Phys. Rev. D **78**, 112004 \(2008\)](#).
- [78] P. Adamson *et al.* (MINOS Collaboration), [Phys. Rev. D **81**, 072002 \(2010\)](#).
- [79] K. Abe *et al.* (T2K Collaboration), [Phys. Rev. D **91**, 112002 \(2015\)](#).