



UNIVERSITY OF LEEDS

This is a repository copy of *Self-compassion, pain, and breaking a social contract*.

White Rose Research Online URL for this paper:  
<http://eprints.whiterose.ac.uk/87790/>

Version: Accepted Version

---

**Article:**

Purdie, FJ and Morley, SJ (2015) Self-compassion, pain, and breaking a social contract. *Pain*, 156 (11). 2354 - 2363. ISSN 0304-3959

<https://doi.org/10.1097/j.pain.0000000000000287>

---

**Reuse**

Unless indicated otherwise, fulltext items are protected by copyright with all rights reserved. The copyright exception in section 29 of the Copyright, Designs and Patents Act 1988 allows the making of a single copy solely for the purpose of non-commercial research or private study within the limits of fair dealing. The publisher or other rights-holder may allow further reproduction and re-use of this version - refer to the White Rose Research Online record for this item. Where records identify the publisher as the copyright holder, users can verify any specific terms of use on the publisher's website.

**Takedown**

If you consider content in White Rose Research Online to be in breach of UK law, please notify us by emailing [eprints@whiterose.ac.uk](mailto:eprints@whiterose.ac.uk) including the URL of the record and the reason for the withdrawal request.



[eprints@whiterose.ac.uk](mailto:eprints@whiterose.ac.uk)  
<https://eprints.whiterose.ac.uk/>

# Manuscript as accepted for publication in Pain

## Self-compassion, pain and breaking a social contract

Fiona Purdie and Stephen Morley

University of Leeds

**Disclosure statement: The authors declare no conflicts of interest.**

*Correspondence:*

Stephen Morley, Leeds Institute of Health Sciences, University of  
Leeds, 101 Clarendon Road, Leeds, LS2 9LJ, UK

Email: [s.j.morley@leeds.ac.uk](mailto:s.j.morley@leeds.ac.uk)

Tel: +44 113 343 2733

## **Abstract**

Self-compassion is the ability to respond to one's failures, shortcomings and difficulties with kindness and openness rather than criticism. This study, which might be regarded as a proof of concept study, aimed to establish whether self-compassion is associated with expected emotional responses and the likelihood of responding with problem solving, support seeking, distraction, avoidance, rumination or catastrophizing to unpleasant self-relevant events occurring in three social contexts. Sixty chronic pain patients were presented with six vignettes describing scenes in which the principal actor transgressed a social contract with negative interpersonal consequences. Vignettes represented two dimensions: 1) whether pain or a non-pain factor interrupted the fulfilment of the contract, and 2) variation in the social setting (work, peer and family). The Self-Compassion Scale was the covariate in the analysis. Higher levels of self-compassion were associated with significantly lower negative affect and lower reported likelihood of avoidance, catastrophizing and rumination. Self-compassion did not interact with the pain vs. non-pain factor. Work related vignettes were rated as more emotional more likely to be associated with avoidance, catastrophizing and rumination and less likelihood of problem solving. The findings suggest that self-compassion warrants further investigation in the chronic pain population both with regards to the extent of its influence as a trait, and in terms of the potential to enhance chronic pain patients' ability to be self-compassionate, with a view to its therapeutic utility in enhancing psychological wellbeing and adjustment. Limitations as regards to possible criterion contamination and the generalizability of vignette studies are discussed.

## **Key words for indexing**

Self-compassion; Social Context; Chronic Pain; Vignette Methodology

## 1. Introduction

Pain captures attention, disrupts the flow of ongoing behavior and may elicit negative emotions and fearful thinking about pain [13]. The continued experience of pain frequently interferes with the performance of everyday activities [39], engendering conflict between the desire to continuing to engage in a preferred activity or to transfer available cognitive, behavioral and emotional resources in an attempt to ameliorate the pain. Disruption of valued ongoing activities may also have emotional and behavioral consequences [48] including disruption to social activity where an individual may break a social contract [2; 8; 29; 61; 66]. Pain-related difficulties in a social contexts are associated with avoidance [3; 12; 41; 53], and may place limitations on the benefits of social participation and can impact on the person's sense of self [27] [62]. Variability in how people respond to pain-related interference raises the question of which factors might contribute to moderating response patterns? In this article we examine the impact of self-compassion.

Self-compassion is conceptualized as a healthy attitude and relationship toward oneself and there is evidence that in the face of difficulties self-compassion promotes wellbeing, resilience and coping [32; 33; 46; 69]. Individuals with a self-compassionate attitude view their responses to difficult events accurately but respond with kindness and compassion rather than with self-criticism [44], enabling self-soothing and emotion regulation [21; 22; 31]. In contrast to self-esteem, self-compassion does not rely on performance-based evaluations of the self, or comparison to idealized standards, in order to bolster oneself in the face of difficulty. The cultivation of a process not moderated by evaluation, which can regulate negative affect, has a particular relevance to a chronic pain population, where self-evaluations are commonly negative in the face of the perceived failure which persistent pain may impose [7; 8; 60; 66]. Research on self-compassion in a chronic pain

is sparse but the data suggest that higher self-compassion is associated with increased acceptance of pain, lower negative affect, less catastrophizing and pain disability [10; 70]. Cultivation of compassion through loving-kindness meditation is also associated with lessened distress and anger [6; 19].

In the present study, which might be regarded as a proof of concept study, we conjectured that high levels of self-compassion would moderate affective and cognitive-behavioral responses to unpleasant self-relevant events occurring in a social context. We compared pain-related and non-pain events across in three social settings that varied with respect to the presence of others and likely social obligation. We examined whether the effects of self-compassion were consistent when the precipitating negative event could be attributed to pain *or* whether the presence of pain either facilitated or inhibited the influence of self-compassion. The presence of an interaction between pain and self-compassion would be observed in the latter case but not in the former. We used vignette methodology in which the social context of events was manipulated with respect to variation in the social setting and the presence/absence of pain. Participants made judgments about their likely affective and cognitive-behavioral responses to each vignette.

## **2. Methods**

### **2.1 Design**

We used a 2 X 3 factorial within-subject design to present variation in the social context. Social context was defined by two factors, the presence or absence of pain and variation in the presence of others (family, peers and work). Participants responded to each vignette by rating their expected affective and cognitive-behavioral responses to the scene represented in the vignette. The effect of self-compassion was not manipulated but treated as a trait-like characteristic and assessed as a between-subject covariate rather than using a median-split to dichotomize the variable [37].

Ethical approval for the study was given by a UK NHS research and ethics committees; Bradford Teaching Hospitals Foundation Trust and Mid-Yorkshire Hospitals Trust Research and Development departments.

## **2.2. Participants**

A condition of ethical approval required that all patients be initially contacted by clinicians and not by the researchers. Clinicians at two multidisciplinary pain clinics in two hospitals in West Yorkshire were asked to refer all patients who fitted the inclusion criteria. The inclusion criteria were: age 18 years and older (no upper age limit), presence of pain for three months or more and be accessing treatment and support through the pain rehabilitation team, English speaking with a level of language fluency sufficient to complete standardized measures and understand vignettes. The exclusion criteria were: alcohol and illicit drug use sufficient to impair performance during the research, known learning disability, currently actively experiencing an episode of psychosis, a pain condition with a malignant origin.

## **2.3 Measures**

### **2.3.1 Pain**

Visual analogue scales (VAS – 150 mm) were used to measure: pain at its highest, lowest intensity, usual intensity, and current intensity. All judgments were made with reference to the past week. The VAS for pain was anchored '0 = no sensation' to '150 = most intense sensation imaginable' [68]. The values were rescaled to a 0-100 scale for comparability with other studies.

### **2.3.2. The Depression, Anxiety and Positive Outlook Scale (DAPOS)**

The DAPOS is an 11-item scale, designed to measure depression, anxiety and positive outlook in people who suffer from pain [55]. The DAPOS contains 3 subscales: Depression, Anxiety, and Positive Outlook. Each of these provides an independent score. There is no total score. The DAPOS has been demonstrated to have good internal consistency and construct validity for use

in a chronic pain population [54]. Values of Cronbach's alpha for the three scales in the present study were; Depression,  $\alpha = 0.88$ ; Anxiety,  $\alpha = 0.85$ ; Positive Outlook,  $\alpha = 0.74$ .

### 2.3.3. *Self-Compassion Scale (SCS)*

This 26-item scale comprises six subscales (representative items are shown in parenthesis); Self-kindness (I try to be loving towards myself when I'm feeling emotional pain), Self-judgment (I'm disapproving and judgmental about my own flaws and inadequacies), Common Humanity (When things are going badly for me, I see the difficulties as part of life that everyone goes through), Isolation (When I think about my inadequacies, it tends to make me feel more separate and cut-off from the rest of the world), Mindfulness (When something upsets me I try to keep my emotions in balance) and Over-identification (When I fail at something important to me I become consumed by feelings of inadequacy). Responses to each item are made on a five-point scale from 'Almost never' to 'Almost always' [43]. The total score is the sum of each subscale after they are rescaled to 1-5, thus the range of the SCS = 6-30. The scale has good predictive, convergent, and discriminant validity and has been shown to have good internal consistency when used with a pain population ( $\alpha = 0.93$  to  $0.95$ ) [10; 70]. Cronbach's alpha in the present study was  $\alpha = 0.91$ . Neff reports the average total score to be around 18 with values less than 15 as 'low' and above 21 as 'high'.

Self-compassion holds growing research interest, including in the field of health and pain [10; 36; 64; 70]. Self-compassion is conceptually distinct from related concepts such as self-esteem since the focus is on a positive affective response i.e., kindness and warmth, to the self which is unconnected to personal attributes or social comparison and is based in the idea that all people are intrinsically valuable and deserving of compassion rather than feelings of self-worth per se [45]. In a chronic pain context, where self-evaluations are often negative in the face of the perceived failure which

persistent pain imposes [60], this distinction appears particularly pertinent. The capacity to respond to oneself with kindness and understanding in the face of the limitations, difficulties and suffering caused by pain would appear valuable within a chronic pain population.

### **2.2.3. Social Role Participation Questionnaire: SRPQ**

We assessed the participants self-reported social participation across 11 social domains (work, education, intimate relationships, children/stepchildren/grandchildren, other family, community involvement, socializing, casual contact with others, travel, physical activity, and hobbies) specified in the modified 42-item Social Role Participation Questionnaire (SRPQ) [16; 20].

The SRPQ provides three summary measures: (1) Salience (range 0 – 60) – the extent to which different roles are important to a person, irrespective of whether or not an individual is currently engaged in that role; (2) Difficulty (range 0 – 48) – how difficult it is, given their present health status, to participate in each of the role domains, and; (3) Satisfaction (range 0 – 60) – the extent of satisfaction in their ability to participate in each of the roles in the context of the difficulties associated with their health condition. Cronbach's alpha values in the current study were: Salience:  $\alpha = 0.77$ , difficulty:  $\alpha = 0.64$ , and satisfaction:  $\alpha = 0.71$ .

### **2.3.4. Social Context Vignettes**

We constructed six vignettes to represent social situations in which the primary actor, with whom the participant was asked to identify, negates a social contract, through being unable to complete an agreed social task or function. In three vignettes breaking the social contract was attributed to the conflicting presence of pain and in three it was attributed to a factor related to the self, such as poor organisational skills or difficulty managing competing interpersonal demands. Each vignette scenario was consistent with the



parameters of an unpleasant, self-relevant event, occurring within a social context.

#### ***2.3.4.1 Experimental manipulation of the vignette content***

The vignette content was manipulated across two dimensions. These were selected on the basis of literature that indicates that the context of pain, as well as social context may influence a person's response to unpleasant self-relevant events. The pain-relevant and non-pain relevant comparison was included in order to test if self-compassion would be equally associated with responses across pain and non-pain contexts. The alternative hypotheses are that the presence of pain either facilitates or inhibits the association with self-compassion.

The vignettes were developed and administered in accordance with recommendations by Paddam et al. [51] and Bradbury-Jones et al. [5]. These included (i) reading background material, consulting patient narratives and experts in chronic pain as sources of further information, (ii) gathering themes, (iii) drafting vignettes to reflect real life experience, (iv) using an independent panel of experts to assess the vignettes, (v) modifying vignettes that did not consistently meet the panel's ratings, (vi) reassessment of vignettes by an expert panel if necessary.

Several sources were consulted to establish plausible depictions of commonly experienced unpleasant self-relevant events in a social context when pain is both absent and present e.g., [7; 8; 42; 50]. These included a recent comprehensive meta-ethnography of patient experience of chronic pain and consultation with the first author [66] and reviewing interviews with people with chronic pain conditions available online [15]. From this, specific examples of unpleasant pain-relevant events, occurring in a social context, were collected. In order to establish non-pain self-relevant events, Lewinsohn et al.'s [34] unpleasant events schedule was consulted.

Four clinical psychologists with experience working in chronic pain as well as one chronic pain patient reviewed six draft vignettes. Reviewers were asked to rate the face validity of the scenarios on a scale of one to ten and also provided spontaneous qualitative feedback. We adopted Paddam et al's criteria and revised vignettes until each vignette achieved a mean rating above six and a standard deviation below three [51, p. 67]. The final versions had mean face validity scores of between 7.4 and 8.8 with SDs ranging from 0.84 – 1.41. The vignettes were constructed to fulfill three conditions: (1) The main character had made a prior commitment to fulfill a social obligation; (2) an event attributable to either pain e.g., a pain 'flare-up' or non-pain e.g., a competing personal or social demand; (3) the social (negative) consequences of the interference were described. In order to capitalize on one of the hypothesized mechanisms of self-compassion i.e., the capacity to perceive events realistically and in a non-self-critical or self-blaming manner [33; 44], the vignettes were written in a manner which deliberately required participants to attribute the failure either to themselves or externalize the failure to another cause. For example, taking a nap during the day and the alarm not going off could be attributed to either the participant not prioritizing others' needs and being selfish by having a nap, or not having set the alarm correctly and being incompetent, or due to an external factor – failure of the alarm.

The response items were a series of single item ratings on 0-6 scales. There were four affective items (sadness, anxiety, anger, embarrassment) rated as the expected feeling from 'not at all' to 'extremely strongly', and six cognitive and behavioral responses (problem solving, support seeking, distraction, avoidance, rumination, and catastrophizing) rated the likelihood of engaging in the action from 'not at all' to 'extremely likely'. The response scales were adapted from those used by Leary et al. [33] by including Skinner et al.'s [59] five categories of coping: cognitive coping, problem solving,

support seeking, distraction, and escape/avoidance, since it has been suggested that 'this taxonomy is useful for considering the nature of self-compassion as a coping strategy' [1, p. 109]. In developing the response scales, in addition to considering the literature on self-compassion, we considered the chronic pain literature regarding the impact of negative cognitive styles and avoidance [12; 67]. The set of vignettes and the response scales are reproduced in Appendix 1.

### **3. Procedure**

Participants were interviewed and tested individually at a location of their choice. After completing the necessary consent procedure demographic details were collected. Thereafter the pain rating scale, Social Role Participation Questionnaire, Self-Compassion Scale and DAPOS were administered prior to presentation of the vignettes.

#### **3.1. Vignette administration**

All testing was completed in a face-to-face interview by the first author. The administration of the vignettes was designed to engage participants in each scenario. Each vignette was presented on a separate card and participants were asked to read them to reduce potential bias caused by having them read aloud by the researcher. After reading each vignette participants were asked to consider the impact of the depicted scenario in a consistent manner. They were asked three standard questions in sequence: (1) 'What does this make you think of?' (2) 'What emotions would you feel if you were X?', where X was the named main character in the vignette, and (3) 'What would you do if you were in X's shoes?' The prompts were designed to improve engagement and encourage vivid imagination of them in the scenario in order to prime them to provide the most realistic response to the closed questions in the response scales. The vignettes were given in a counterbalanced order using a 6 x 6 Latin Square. After all measures were completed, participants were debriefed.

### 3.2. Analysis

After data verification and cleaning the distributional characteristics of the data set were examined and two extreme cases were identified. After removing the two outlier cases the distribution of all the dependent variables fell within the normal limits of skewness and kurtosis. Parametric summary statistics and correlations were computed for descriptive purposes. The analysis of responses to the vignette was performed using repeated measures analysis of covariance. Self-compassion employed as a continuous between-subjects factor and entered as a covariate. Delaney and Maxwell [17] note that a potential limitation of the use of ANCOVA is that the main effects can be obscured and they recommend *mean centering the covariate* prior to running the ANCOVA. There were two within-subject factors: levels of pain relevance (pain versus non-pain relevant) and a 3-level factor of social setting (family, peer and work context). *A priori* contrasts to further investigate differences between social settings were specified. On the basis of previous work [7; 8; 40; 60; 66] we conjectured that stronger emotional responses and less effective cognitive behavioral coping responses would be graded across the social setting from work to friends to family. The two contrasts therefore compared the work-setting to the combined effect of family and peers and then compared family with peers. We set a conservative  $\alpha$  value for all tests at 0.01.

Olejnik & Algina [49] and Bakeman [4 ] recommend the use of generalized eta squared ( $\eta^2_G$ ) rather than partial eta-squared ( $\eta^2_p$ ) as a measure of effect size. Olejnik and Algina [49] argued that  $\eta^2_p$  can be misleading as an estimate of the proportion of variance accounted for by an effect. The reason for this is that in the computation of  $\eta^2_p$  the denominator comprises sums of squares of the effect plus the sums of square for the error term use to test the effect. The denominator therefore excludes sources of variance from other factors and covariates. As a consequence  $\eta^2_p$  overestimates the effect size. Olejnik and Algina developed  $\eta^2_G$  to include

additional sources of variance in the denominator to account for individual differences and fixed factors. As a consequence the values of  $\eta^2_G$  will be smaller than  $\eta^2_p$ . An advantage of  $\eta^2_G$  is that it provides an estimate of an effect that is comparable across between and within subject designs.

Bakeman [4] (p.383) suggests that it is 'appropriate to apply the guidelines suggested by Cohen [9] for  $\eta^2$ . Cohen suggested that a value of 0.02 be regarded as a small effect, 0.13 as medium and 0.26 as large. We follow this convention but are mindful that the allocation of descriptors is somewhat arbitrary.

All analyses were performed using SPSS routines following guidance set out in Tabachnick and Fidell [63]. In the repeated measures analysis corrections were applied where the data did not meet sphericity assumptions.  $\eta^2_G$  was computed from the relevant sums of squares provided by the SPSS output.

## **4. Results**

### **4.1 Participants**

The clinicians referred 96 patients who agreed to be contacted. Of these 13 were not contactable, 8 did not meet the inclusion/exclusion criteria and 9 were unwilling to participate once the study had been explained. 66 people entered the study: 2 were unable to complete and withdrew, 2 provided incomplete data for the repeated measures analysis, and 2 were excluded after being identified as extreme statistical outliers on the vignette ratings following data screening. Of the 60 participants included in the final analysis there were 47 women (76%). The mean age of the sample was 46.9 years (SD = 11.6: range 22 - 69) and the mean age at onset of pain was 33.2 years (SD = 13.2) with a mean duration of pain of 13.9 years. The self-reported average typical intensity of pain (rescaled to 0-100 scale) was = 58.2 (SD = 20.4). The sample was drawn from a pain rehabilitation assessment clinic. The conditions included in the sample broadly incorporated those with pain

associated with degenerative changes (35%), patients with chronic widespread pain (23.3%), patients with other diagnoses including inflammatory arthritis (1.6%) adhesions (1.6%), Guillain-Barré syndrome (1.6%), and patients with no known formal diagnosis (36.7%).

#### **4.2 Mood**

Mean scores on the DAPOS were: depression = 14.9 (SD = 5.6), anxiety = 9.2 (SD = 3.5) and positive outlook = 8.7 (SD = 3.4). These values are in-line with those reported in the development and validation of the scale [54; 55] in a chronic pain sample.

#### **4.3. Social role participation**

The mean score for total role salience was 44.49 (SD = 7.81). The mean score for total role satisfaction was 20.61 (SD = 6.73). Overall mean scores for satisfaction were low and across all social roles, participants were the most likely to report that they were not at all satisfied with their social participation. The area of social participation in which participants were the least satisfied was physical leisure (M = 1.34, SD = 0.54) and participants were more satisfied with ability to fulfill roles as parents and grandparents (M = 2.58, SD = 1.40), family members (M = 2.39, SD = 1.17) and partners (M = 2.35, SD = 1.52). The mean score for total role difficulty was 30.19 (SD = 5.44). The frequencies revealed that overall, participants were the most likely to report having 'a lot of difficulty' in all aspects of social participation, with the exception of casual contacts (phone calls, emails) in which the majority reported having 'some difficulty'.

#### **4.4. Self-compassion**

The mean total score on the SCS was 15.24 (SD = 3.8). Using Neff's descriptors the average self-compassion score was on the borderline between average and low. The value observed in this sample is slightly lower by 3-4 points than the values reported by Costa and Pinto-Gouveia [10] and Wren et al. [70] in their samples (mixed chronic pain and rheumatic disease and

musculo-skeletal pain in the context of obesity). The SCS score did not correlate significantly with any of the VAS ratings of pain (range of correlations -0.082 to -0.134,  $n = 60$  all  $P$  values  $> 0.3$ ).

#### **4.5. Vignettes**

Table 1 reports the covariate adjusted means and standard errors for participant ratings of their anticipated affective and cognitive-behavioral responses to each of the vignettes. In an attempt to report the analysis clearly without the inclusion of many  $F$  values in the text we summarize the analysis in Table 2, which reports  $\eta^2_G$  values. The first column shows the effect for the between-subject covariate of self-compassion, followed by within subject main effects (presence vs. absence of pain; variation in social setting) and the interaction between each factor and the between subject covariate. The  $\eta^2_G$  values are coded so that all values associate with a significant  $F$  test ( $\alpha$  value  $< 0.01$ ) are shown in bold and all other values in italics. We first comment on the overall pattern of results and then report further details of the a priori contrast analyses comparing variations in social setting.

--- Tables 1 and 2 about here ---

##### **4.5.1. Self-compassion**

There are two notable findings with regard to self-compassion. First, there was a consistent effect of self-compassion across all four of the affect measures (sadness, anxiety, anger and embarrassment) and the three cognitive behavioral responses associated with affect (rumination, catastrophizing and avoidance). Higher levels of self-compassion were associated with lower self-reported affective responses, less rumination, catastrophizing and avoidance. In contrast there was no relationship between self-compassion and distraction, support seeking and problem solving. The  $\eta^2_G$  values for these findings are 'small' according to Cohen's description. To explore the magnitude of the significant effects in terms of the scales used we regressed the centered self-compassion measure onto the

ratings. The regression coefficients ( $b$ ) and correlation coefficients ( $r$ ) for each measure for the significant effects were: Catastrophizing ( $b = -9.55, r = -0.54$ ), embarrassment ( $b = -6.89, r = -0.51$ ), anxiety ( $b = -5.56, r = -0.50$ ), rumination ( $b = -5.53, r = -0.39$ ), anger ( $b = -4.84, r = -0.46$ ), avoidance ( $b = -3.99, r = -0.35$ ), sadness ( $b = -3.83, r = -0.39$ ). The effects are illustrated in Figure 1 in which the mean ratings for those with low self-compassion ( $n = 32$ ) versus those with moderate/high self-compassion ( $n = 28$ ) are plotted. We used the cut scores for low/medium/high self-compassion suggested by Neff [43] to form the groups rather than the sample-dependent median split method. Only four participants scored above the high cut point and we combined these with the moderate group.

--- Figure 1 about here ---

The second notable feature was that there was no evidence that variation in self-compassion interacted with variation in the manipulated content of the vignettes i.e., the presence vs. absence of pain or the social setting. None of the  $F$  values approached significance and the values of  $\eta^2_G$  were very small (last three columns of Table 2). This pattern of data suggested that in this experiment self-compassion does not interact with the presence or absence of pain or variation in the social setting.

#### **4.5.2. Social context**

The effects of variation in the social context and perceived cause of the negation of the social contract e.g., pain vs. other, are reported in the columns headed Pain, Setting and Pain x Setting in Table 2. The overall impression given by the pattern of data is that there are predominantly main effects attributable to presence vs. absence of pain in the vignette and to variation across the three social settings (family vs. friends vs. work) but there is minimal evidence of interaction effects of the two manipulated factors.

*Pain.* The presence of pain in the vignette was associated with reports of anticipated greater affective responses (sadness, anxiety and anger) and



reports of a greater likelihood in engaging in rumination, catastrophizing and avoidance (Figure 2, Panel A) but less likelihood of engaging in problem solving activity. There was no effect of the presence of pain with respect to anticipated embarrassment or the likelihood of distraction or support seeking activity. The values of  $\eta^2_G$  would be classified as small using Cohen's descriptive nomenclature [9].

*Social setting.* The variation in social setting was also associated with anticipated differences in negative affect, with the exception of embarrassment. In comparison with the pain factor variation in social setting had a more marked effect on the reported likelihood of all the cognitive-behavioral coping responses with the exception of problem solving. The  $\eta^2_G$  values for the cognitive-behavioral responses were generally larger and using Cohen's terminology they would be categorized as medium rather than small. The *a priori* defined contrasts ( $\alpha < 0.01$ ) indicated that the work setting was associated with greater sadness ( $p < 0.01$ ), anxiety ( $p < 0.001$ ) and anger ( $p < 0.001$ ) in comparison to the combined family and peer settings (Figure 2, Panel B). Similarly the work setting was associated with greater anticipated likelihood of catastrophizing, avoidance, rumination and distraction but less support seeking ( $p$  values for all contrasts  $< 0.001$ ) (Figure 2, Panel C). There were few differences for the second *a priori* contrast (family vs. peers). Participants rated the likelihood of avoidance as less when their peer group was present ( $p < 0.01$ ) but in the same context they thought that they would be more likely to engage in problem solving activity ( $p < 0.01$ ).

There was minimal evidence of interaction between the pain and social setting factors. The significant interactions ( $p < 0.01$ ) were restricted to the anticipated emotional states of anxiety and embarrassment. The source of the interaction is shown in Figure 2, Panel D. The anticipated experiences of anxiety and embarrassment were greater when experiencing pain in the presence of peers.

--- Insert Figure 2 about here ---

#### 4.6. Correlational data

We computed several sets of correlations to explore the relationship between responses to the vignettes and other measured variables. When  $n = 60$  the critical value for  $r$  for a two-tailed test with  $\alpha = 0.01$  is  $r = 0.33$ .

The ratings for each of the 10 vignette response variables were averaged over the six vignettes. There were no significant correlations between the average vignette response ratings and the participants' ratings of pain or with the duration of pain, the age at onset of pain or other demographic characteristics. Similarly there was no observed relationship between the positive outlook subscale score of the DAPOS with vignette response. Unsurprisingly the two affective (depression and anxiety) subscales of the DAPOS correlated positively with the affective ratings (Mdn  $r = 0.42$ , range 0.28 (*ns*) to 0.59) and also correlated positively with ratings of rumination and catastrophizing (Mdn  $r = 0.45$ , range  $r = 0.39$  to 0.58) and negatively with the SCS (Depression,  $r = -0.70$  and Anxiety,  $r = -0.52$ ). The later correlations confirm the previously observed relationships between mood and self-compassion.

The relationship between responses to the vignettes and the self-reported measure of social role performance (SPRQ) was also explored. We conjectured that of the three SPRQ scales associations between vignette ratings would be more likely for the role difficult measure as opposed to either role salience or role importance. Overall there were few significant relationships (30 correlations in total) between the vignette measures and the SPRQ but the role difficulty subscale correlated with the embarrassment ( $r = 0.38$ ) and avoidance ( $r = 0.34$ ) ratings.

#### 5. Discussion

Higher levels of self-compassion were associated with lower intensities of negative emotion and less likelihood of rumination, catastrophizing and

behavioral avoidance regardless of whether the context contained pain-relevant or non-pain information. These findings are consistent with previous research that indicates that self-compassion is associated with emotional resilience [64; 70] and reduced likelihood of engaging in coping responses that are associated with poorer mental health and wellbeing [32; 33; 46; 57]. Importantly there was no interaction between self-compassion and the presence of pain in the vignette. The effect of self-compassion was consistent across social contexts despite the likely variation in personal significance and implication for social status across the three contexts depicted [14; 25].

Could the associations between the SCS covariate and responses to the vignettes be accounted for by generalized negative affect, criterion contamination or method variance? While these cannot be definitively excluded there are factors which counter these explanations. The definition of self-compassion includes 'attention and intention towards alleviating distress' [36]. Self-compassion is a response to negative affect. It is associated with the presence of negative affect but it is not negative affect per se. There are two differences between the measure of self-compassion and the affect ratings completed by the participants. While the SCS aims to assess this reflexive component the scale is not perfect and there are some items that make a reference to negative emotion e.g., feeling of inadequacy, but these are in the minority. In addition, only 4 out of the 10 ratings directly assessed affect the other 6 assessed expected cognitive behavioral responses. Indeed we would expect these ratings to be subject to greater criterion contamination with the SCS as both measures assess a response, but the effects here were variable in comparison to the 4 affect ratings. With respect to method variance the vignettes required participants to generate their expected responses to scenarios prior to making their ratings rather than simply endorse predefined categories as in the SCS.

It seems unlikely that the consistent effect of self-compassion is an artifact of a general response bias because there was systematic marked variation in the pattern of responses to the different vignettes. Vignettes in which pain was depicted as the cause of social interruption and negative social consequences were associated with higher levels of sadness, anxiety and anger, a higher reported likelihood of rumination, catastrophizing and behavioral avoidance but a lower reported likelihood of problem solving. Several factors may have contributed to the responses to pain-relevant events. The degree of perceived threat associated with pain might have been higher than that occurring for non-pain relevant events. Second, the literature suggests the incorporation of self-with-pain into one's identity is associated with significant internalized stigma and shame [7; 60; 66]. Vignettes which depicted a work scenario were associated with greater ratings of emotion and likelihood of rumination, catastrophizing, avoidance and distraction but less likelihood of engaging in problem solving. The variation between social settings is consistent with findings that social context is an influential factor regarding the degree of distress experienced, as well as the likelihood of maladaptive coping strategies, in response to negative events in a chronic pain population [7; 26; 60; 66]. Failure in an occupational context may have greater significance since it poses a public threat to social identity, as well as financial security [14; 25]. Hughes and Huby [28, p.384] note there is potential for the vignettes not to match the participants' real world experience. We attempted to mitigate this problem and to ensure validity in the development of the vignettes by extensive sampling of the literature, consultation and through clinician and patient ratings. The attempt to develop realistic vignettes was traded-off against a high degree of standardization i.e., keeping the content of the vignettes constant apart from one or two key elements. Nevertheless the use of only six vignettes limits the generalizability of the conclusions and replication with additional vignettes is desirable as would be

the development of realistic laboratory tasks. Differences between the social settings might also be attributable to extraneous features in the vignettes rather than the manipulated content. In the absence of replication across social settings using other vignettes there is no way within the current data set to disambiguate the two interpretations, namely the specific vs. non-specific (extraneous) features of the vignette. Further potential limitations were the constrained nature of the vignettes and the range of responses available. In the vignettes, actors were depicted as allowing pain to interrupt the social contract with negative social consequences. This might not necessarily have been consistent with participants' typical responses and the use of limited set of cognitive-behavioural options may not have captured the full range of potential participant responses.

We consider several plausible alternative explanations for the findings. The association between self-compassion and depression is consistent with previous research but we note that correlations do not necessarily imply construct redundancy c.f. [24]. The correlation between self-compassion and depression may be a function of item contamination since the items in the DAPOS depression scale predominantly employs items that depict self-critical and self-blaming cognitions e.g., 'I am disappointed with myself'. These items also load highly when measuring self-compassion [47; 58]. There is evidence that self-compassion attenuates depression and anxiety by lowering depressive rumination, indicating a primary effect of self-compassion [56]. Second, social desirability can influence responding to vignettes [38] and we tried to obviate this bias by using character names in the vignettes to provide a level of externalization, and asking participants to complete the vignette ratings independently. Future studies examining self-compassion, social functioning and chronic pain might benefit from the inclusion of direct observations chronic pain patients' social behavior and responses. Third, we consider the possibility of a biased sample. Comparing

the demographics in this study with the UK National Pain Audit suggests that the sample was consistent with that found in pain services in terms of age and gender [65]. The levels of self-compassion found in the study are similar to that reported in other chronic pain populations [10] in the UK. The fact that a significant proportion of our sample was not in employment may have influenced responding to the work related vignettes. Finally, the results might be a statistical artifact. However we set both a conservative alpha level ( $p < 0.01$ ) and effect sizes ( $\eta^2_G$ ) estimator.

### *5.1. Clinical implications*

The results suggest self-compassion may be one mechanism by which the impact of maladaptive cognitions in response to unpleasant self and pain-relevant events might be significantly attenuated in a chronic pain population. Since the arousal of negative emotions can trigger, maintain, or exacerbate pain and is associated with poorer adjustment to pain overall [30; 35] the potential for self-compassion to positively influence emotion regulation in response to negative events in a chronic pain population has implications for improvements in psychological wellbeing and adjustment. In addition the findings that self-compassion was associated with lower levels of catastrophizing, rumination and avoidance suggests that enhancing self-compassion may have a beneficial effect given the evidence that 'negative' cognitive styles are have a detrimental impact on pain-related coping and adjustment [35]. For example, avoidance responses to pain have been postulated as central to pain-related functioning and social disability [3; 12].

The relationship between self-compassion and affect regulation has been extensively considered by Gilbert [21]. He proposes that self-compassion activates a self-soothing affect regulation system underpinning mammalian attachment and kinship. Affiliative and attachment relationships have a physiologically soothing quality which not only reduce threat sensitivities but also alter pain thresholds [11; 18; 52]. The theoretical

implication is that self-compassion may provide the means to replicate this process intrapersonally. We are unaware of any published studies documenting the effects of a compassion-focused intervention in a chronic pain population, although the results of a loving kindness meditation showed promising results in terms of pain reduction and adjustment [2]. Gilbert has documented compassion-focused therapeutic interventions in other clinical populations in which enhanced psychological wellbeing, lower self-criticism and self-attacking were reported [9]. Neff et al. [18] also documented the effectiveness of brief therapy in enhancing self-compassion using a Gestalt technique intended to reduce self-criticism and facilitate greater self-compassion. This theorized regulation of difficult emotions is consistent with our findings that people with a greater ability to be self-compassionate reported they would feel lower intensities of emotion in response to unpleasant self-relevant events.

## ***5.2. Conclusion***

This is essentially a proof of concept study demonstrating an association between self-compassion and responses to unpleasant social events in chronic pain. Experimental manipulation of self-compassion is required to establish the causal sequence. Techniques based on clinical interventions might be adapted for this purpose [23]. The measure of self-compassion was a single scale whose construct validity has yet to be fully established. Further experimental research is required to demonstrate that self-compassion has incremental validity and utility beyond more general constructs such as negative affectivity in accounting for variation in responding when pain is present.

## **Acknowledgements**

We thank Katherine Wright, Romy Sherlock, Francine Toye, Fiona Thorne, Nigel Wainwright, Vivienne Laidler and Steph Andrews for their various contributions to this research.

Fiona Purdie was funded as a trainee in clinical psychology by Health Education England, Yorkshire and the Humber.

The authors declare no conflicts of interest.

Accepted for publication in PAIN



## References

- [1] Allen AB, Leary MR. Self-Compassion, Stress, and Coping. *Soc Personal Psychol Compass* 2010;4(2):107-118. doi: 10.1111/j.1751-9004.2009.00246.x.
- [2] Arnold LM, Crofford LJ, Mease PJ, Burgess SM, Susan C, Abetz L, Martin SA. Patient perspectives on the impact of fibromyalgia. *Pat Edu Coun* 2009;73(1):114-120.
- [3] Asmundson GJ, Norton GR, Jacobson SJ. Social, blood/injury, and agoraphobic fears in patients with physically unexplained chronic pain: are they clinically significant? *Anxiety* 1996;2(1):28-33.
- [4] Bakeman R. Recommended effect size statistics for repeated measures designs. *Behav Res Meth* 2005;37(3):379-384.
- [5] Bradbury-Jones C, Taylor J, Herber OR. Vignette development and administration: a framework for protecting research participants. *Int J Soc Res Method* 2014;17 (4):427-440. doi: 10.1080/13645579.2012.750833.
- [6] Carson JW, Keefe FJ, Lynch TR, Carson KM, Goli V, Fras AM, Thorp SR. Loving-kindness meditation for chronic low back pain: results from a pilot trial. *J Hol Nursing* 2005;23(3):287-304. doi: 10.1177/0898010105277651.
- [7] Charmaz K. Loss of self: A fundamental form of suffering in the chronically ill. *Sociol Health Illness* 1983;5(2):168-195.
- [8] Charmaz K. From the "sick role" to stories of self: understanding the self in illness. In: RJ Contrada, RD Ashmore, editors. *Self, social identity, and physical health*, Vol. 2. Oxford: Oxford University Press, 1999. pp. 209-239.
- [9] Cohen J. *Statistical Power Analysis for the Behavioral Sciences*. Hillsdale, NJ: Erlbaum, 1988.
- [10] Costa J, Pinto-Gouveia J. Acceptance of pain, self-compassion and psychopathology: using the chronic pain acceptance questionnaire to

- identify patients' subgroups. *Clin Psychol Psychother* 2011;18(4):292-302. doi: 10.1002/cpp.718.
- [11] Cozolino L. *The neuroscience of human relationships: Attachment and the developing brain*. New York: Norton, 2007.
- [12] Crombez G, Eccleston C, Van Damme S, Vlaeyen JW, Karoly P. Fear-avoidance model of chronic pain: the next generation. *Clin J Pain* 2012;28(6):475-483. doi: 10.1097/AJP.0b013e3182385392.
- [13] Crombez G, Viane I, Eccleston C, Devulder J, Goubert L. Attention to pain and fear of pain in patients with chronic pain. *J Behav Med* 2013;36(4):371-378. doi: 10.1007/s10865-012-9433-1.
- [14] Dandeneau SD, Baldwin MW, Baccus JR, Sakellaropoulo M, Pruessner JC. Cutting stress off at the pass: Reducing vigilance and responsiveness to social threat by manipulating attention. *J Pers Soc Psychol* 2007;93(4):651-666. doi: 10.1037/0022-3514.93.4.651.
- [15] Database of Patient Experiences (DIPex). Health Talk Online. 2013; <http://healthtalkonline.org/>. Date Accessed.
- [16] Davis AM, Wong R, Badley EM, Gignac M. There's more to life than everyday function: the challenge of measuring social role participation in ankylosing spondylitis. *Nature Clin Pract Rheumatol* 2009;5(1):46-51. doi: 10.1038/ncprheum0978.
- [17] Delaney HD, Maxwell SE. On using analysis of covariance in repeated measures designs. *Mult Behav Res* 1981;16(1):105-123. doi: 10.1207/s15327906mbr1601\_6.
- [18] Depue RA, Morrone-Strupinsky JV. A neurobehavioral model of affiliative bonding: implications for conceptualizing a human trait of affiliation. *Behav Brain Sci* 2005;28(3):313-350; discussion 350-395. doi: 10.1017/S0140525X05000063.

- [19] Galante J, Galante I, Bekkers MJ, Gallacher J. Effect of kindness-based meditation on health and well-being: A systematic review and meta-analysis. *J Consult Clin Psychol* 2014. doi: 10.1037/a0037249.
- [20] Gignac M, Backman CL, Davis AM, Lacaille D, Mattison CA, Montie P, Badley EM. Understanding social role participation: what matters to people with arthritis? *J Rheumatol* 2008;35(8):1655-1636.
- [21] Gilbert P. Introducing compassion-focused therapy. *Advances in Psychiatric Treatment* 2009;15(3):199-208. doi: 10.1192/apt.bp.107.005264.
- [22] Gilbert P. *Compassion: Conceptualisations, research and use in psychotherapy*. London: Routledge, 2013.
- [23] Gilbert P, Procter S. Compassionate mind training for people with high shame and self - criticism: overview and pilot study of a group therapy approach. *Clin Psychol Psychother* 2006;13(6):353-379.
- [24] Gracely RH. Evaluation of multi-dimensional pain scales. *Pain* 1992;48(3):297-300.
- [25] Grunewald TL, Kemeny ME, Aziz N, Fahey JL. Acute threat to the social self: Shame, social self-esteem, and cortisol activity. *Psychosom Med* 2004;66:915-924.
- [26] Hadjistavropoulos T, Craig KD, Duck S, Cano A, Goubert L, Jackson PL, Mogil JS, Rainville P, Sullivan MJ, Williams ACdeC, Vervoort T, Fitzgerald TD. A biopsychosocial formulation of pain communication. *Psychol Bull* 2011;137(6):910-939. doi: 10.1037/a0023876.
- [27] Harris S, Morley S, Barton SB. Role loss and emotional adjustment in chronic pain. *Pain* 2003;105(1-2):363-370.
- [28] Hughes R, Huby M. The construction and interpretation of vignettes in social research. *Soc Work Soc Sci Rev* 2004;11(1):36-51.

- [29] Kappesser J, Williams ACdeC. Pain judgements of patients' relatives: examining the use of social contract theory as theoretical framework. *J Behav Med* 2008;31(4):309-317. doi: 10.1007/s10865-008-9157-4.
- [30] Keefe FJ, Lumley M, Anderson T, Lynch T, Carson KL. Pain and emotion: new research directions. *J Clin Psychol* 2001;57(4):587-607.
- [31] Kelly AC, Zuroff DC, Leybman MJ, Gilbert P. Social Safeness, Received Social Support, and Maladjustment: Testing a Tripartite Model of Affect Regulation. *Cog Ther Res* 2012;36(6):815-826. doi: 10.1007/s10608-011-9432-5.
- [32] Krieger T, Altenstein D, Baettig I, Doerig N, Holtforth M. Self-compassion in depression: Associations with depressive symptoms, rumination, and avoidance in depressed outpatients. *Behav Ther* 2013;44(3):501-513. doi: 10.1016/j.beth.2013.04.004.
- [33] Leary MR, Tate EB, Adams CE, Allen AB, Hancock J. Self-compassion and reactions to unpleasant self-relevant events: the implications of treating oneself kindly. *J Pers Soc Psychol* 2007;92(5):887-904. doi: 10.1037/0022-3514.92.5.887.
- [34] Lewinsohn PM, Mermelstein RM, Alexander C, MacPhillamy DJ. The Unpleasant Events Schedule: a scale for the measurement of aversive events. *J Clin Psychol* 1985;41(4):483-498.
- [35] Lumley MA, Cohen JL, Borszcz GS, Cano A, Radcliffe AM, Porter LS, Schubiner H, Keefe FJ. Pain and emotion: a biopsychosocial review of recent research. *J Clin Psychol* 2011;67(9):942-968. doi: 10.1002/jclp.20816.
- [36] MacBeth A, Gumley A. Exploring compassion: A meta-analysis of the association between self-compassion and psychopathology. *Clin Psychol Rev* 2012;32(6):545-552. doi: 10.1016/j.cpr.2012.06.003.

- [37] MacCallum RC, Zhang S, Preacher KJ, Rucker DD. On the practice of dichotomization of quantitative variables. *Psychol Methods* 2002;7(1):19-40.
- [38] Miles MB. New methods for qualitative data collection and analysis: vignettes and pre - structured cases. *Int J Qual Stud Edu* 1990;3(1):37-51.
- [39] Morley S. Psychology of pain. *B J Anaes* 2008;101(1):25-31. doi: 10.1093/bja/aen123.
- [40] Morley S, Doyle K, Beese A. Talking to others about pain: suffering in silence. In: M Devor, MC Rowbotham, Z Wiesenfeld-Hallin, editors. *Progress in Pain Research and Management, Vol. 9*. Seattle: IASP Press, 2000. pp. 1123-1129.
- [41] Morley S, Eccleston C. The object of fear in pain. In: GJ Asmundson, J Vlaeyen, G Crombez, editors. *Understanding and treating fear of pain*. Oxford: Oxford University Press, 2004. pp. 163-188.
- [42] Neff JA. Interactional versus hypothetical others: The use of vignettes in attitude research. *Soc Sci Res* 1975;64(1):105-125.
- [43] Neff KD. Development and validation of a scale to measure self-compassion. *Self and Identity* 2003;2(3):223-250. doi: 10.1080/15298860309027.
- [44] Neff KD. Self-compassion. An alternative conceptualization of a healthy attitude toward oneself. *Self and Identity* 2003;2:85-102.
- [45] Neff KD, Hsieh Y-P, Dejitterat K. Self-compassion, achievement goals, and coping with academic failure. *Self and Identity* 2005;4(3):263-287.
- [46] Neff KD, Kirkpatrick K, Rude SS. Self-compassion and its link to adaptive psychological functioning. *J Res Pers* 2007;41:139-154.
- [47] Nicholls JG, Licht BG, Pearl RA. Some dangers of using personality questionnaires to study personality. *Psychol Bull* 1982;92(3):572-580. doi: 10.1037//0033-2909.92.3.572.

- [48] Oatley K. Best laid schemes: the psychology of emotions. Cambridge: Cambridge University Press, 1992.
- [49] Olejnik S, Algina J. Generalized eta and omega squared statistics: measures of effect size for some common research designs. *Psychol Methods* 2003;8(4):434-447. doi: 10.1037/1082-989X.8.4.434.
- [50] Osborn M, Smith JA. The personal experience of chronic benign lower back pain: An interpretative phenomenological analysis. *Brit J Health Psychol* 1998;3(Part 1):65-83.
- [51] Paddam A, Barnes D, Langdon D. Constructing vignettes to investigate anger in multiple sclerosis. *Nurse Researcher* 2011;17(2):60-73.
- [52] Panksepp J. *Affective Neuroscience*. Oxford: Oxford University Press, 1998.
- [53] Philips HC. Avoidance behaviour and its role in sustaining chronic pain. *Behav Res Ther* 1987;25(4):273-279. doi: 0005-7967(87)90005-2 [pii].
- [54] Pincus T, Rusu A, Santos R. Responsiveness and construct validity of the Depression, Anxiety, and Positive Outlook Scale (DAPOS). *Clin J Pain* 2008;24(5):431-437. doi: 10.1097/Ajp.0b013e318164341c.
- [55] Pincus T, Williams ACdeC, Vogel S, Field A. The development and testing of the Depression, Anxiety, and Positive Outlook Scale (DAPOS). *Pain* 2004;109(1-2):181-188. doi: 10.1016/j.pain.2004.02.004.
- [56] Raes F. Rumination and worry as mediators of the relationship between self-compassion and depression and anxiety. *Pers Individ Diff* 2010;48(6):757-761. doi: 10.1016/j.paid.2010.01.023.
- [57] Samaie G, Farahani HA. Self-compassion as a moderator of the relationship between rumination, self-reflection and stress. *Procd Soc Behv* 2011;30:978 - 982. doi: 10.1016/j.sbspro.2011.10.190.
- [58] Sanson A, Prior M, Kyrios M. Contamination of measures in temperament research. *Merrell-Palmer Quarterly* 1990;36(2):179-192.

- [59] Skinner EA, Edge K, Altman J, Sherwood H. Searching for the structure of coping: a review and critique of category systems for classifying ways of coping. *Psychol Bull* 2003;129(2):216-269.
- [60] Smith JA, Osborn M. Pain as an assault on the self: An interpretative phenomenological analysis of the psychological impact of chronic benign low back pain. *Psychol Health* 2007;22(5):517-534. doi: 10.1080/14768320600941756.
- [61] Sofaer-Bennett B, Walker J, Moore A, Lamberty J, Thorp T, O'Dwyer J. The social consequences for older people of neuropathic pain: a qualitative study. *Pain Med* 2007;8(3):263-270. doi: 10.1111/j.1526-4637.2006.00222.x.
- [62] Sutherland R, Morley S. Self-pain enmeshment: future possible selves, sociotropy, autonomy and adjustment to chronic pain. *Pain* 2008;137(2):366-377. doi: 10.1016/j.pain.2007.09.023.
- [63] Tabachnick BG, Fidell LS. *Using Multivariate Statistics*. New York: Harper Collins, 2007.
- [64] Terry ML, Leary MR. Self-compassion, self-regulation, and health. *Self and Identity* 2011;10(3):352-362. doi: Doi 10.1080/15298868.2011.558404.
- [65] The British Pain Society. The national pain audit: Final report 2010-2012. 2012;  
[http://www.britishpainsociety.org/members\\_articles\\_npa\\_2012.pdf](http://www.britishpainsociety.org/members_articles_npa_2012.pdf)  
Date Accessed.
- [66] Toye F, Seers K, Allcock N, Briggs M, Carr E, Andrews J, Barker K. A meta-ethnography of patients' experience of chronic non-malignant musculoskeletal pain. *Health Services Delivery Research* 2013;1(12). doi: 10.3310/hsdr01120.
- [67] Vlaeyen JW, Linton SJ. Fear-avoidance and its consequences in chronic musculoskeletal pain: a state of the art. *Pain* 2000;85(3):317-332. doi: 10.1016/S0304-3959(99)00242-0.

- [68] Wade JB, Dougherty LM, Archer CR, Price DD. Assessing the stages of pain processing: a multivariate analytical approach. *Pain* 1996;68(1):157-167.
- [69] Wei M, Liao KY, Ku TY, Shaffer PA. Attachment, self-compassion, empathy, and subjective well-being among college students and community adults. *J Pers* 2011;79(1):191-221. doi: 10.1111/j.1467-6494.2010.00677.x.
- [70] Wren AA, Somers TJ, Wright MA, Goetz MC, Leary MR, Fras AM, Huh BK, Rogers LL, Keefe FJ. Self-Compassion in Patients With Persistent Musculoskeletal Pain: Relationship of Self-Compassion to Adjustment to Persistent Pain. *J Pain Symptom Manage* 2012;43(4):759-770. doi: 10.1016/j.jpainsymman.2011.04.014.

Accepted for publication in PAIN



**Table 1** Covariate adjusted means (M) and standard errors (SE) for all vignette conditions

	Pain Present						Pain Absent					
	Family		Peer		Occupation		Family		Peer		Occupation	
	M	SE	M	SE	M	SE	M	SE	M	SE	M	SE
Negative affect												
Sadness	4.77	(0.16)	4.77	(0.18)	5.17	(0.17)	4.62	(0.20)	3.88	(0.23)	4.62	(0.21)
Anxiety	3.60	(0.22)	4.40	(0.20)	4.50	(0.19)	3.87	(0.21)	3.05	(0.24)	4.40	(0.21)
Anger	4.63	(0.20)	4.38	(0.21)	4.97	(0.19)	3.88	(0.23)	3.28	(0.24)	4.90	(0.16)
Embarrassment	3.93	(0.24)	4.08	(0.24)	4.13	(0.23)	3.93	(0.26)	3.03	(0.25)	4.28	(0.23)
Cognitive-Behavioural												
Rumination	3.84	(0.24)	3.81	(0.26)	4.68	(0.25)	3.22	(0.27)	3.07	(0.27)	4.61	(0.22)
Catastrophizing	3.35	(0.26)	3.12	(0.26)	4.17	(0.27)	3.02	(0.26)	2.41	(0.25)	3.95	(0.25)
Avoidance	2.27	(0.27)	1.37	(0.22)	3.07	(0.27)	1.23	(0.19)	0.93	(0.20)	3.17	(0.27)
Distraction	2.32	(0.24)	2.15	(0.26)	2.58	(0.29)	2.03	(0.27)	2.07	(0.24)	2.78	(0.26)
Support seeking	2.45	(0.27)	3.38	(0.27)	4.35	(0.26)	2.15	(0.28)	3.60	(0.29)	4.45	(0.21)
Problem solving	4.40	(0.21)	4.40	(0.24)	4.18	(0.23)	5.13	(0.18)	5.28	(0.15)	4.55	(0.18)

**Table 2** Generalised Eta Squared values for all main effects and interactions

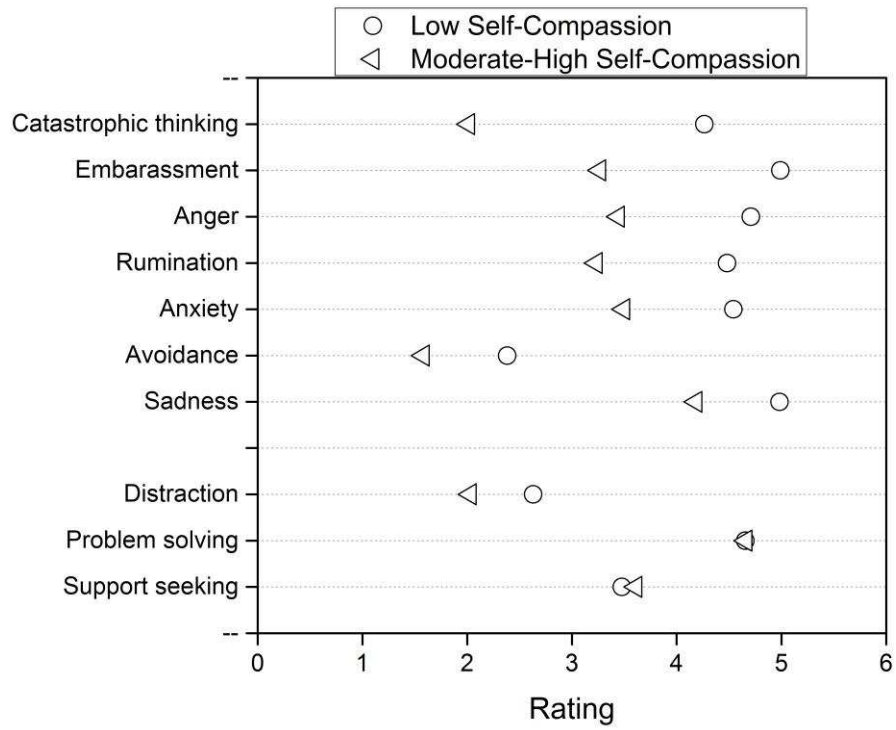
	Between Subjects			Within Subjects			
	Self-compassion	Pain	Social Setting	Pain x Social Setting	Self-compassion interaction		
					Pain	Social Setting	Pain x Social Setting
<i>d.f.</i> = 1,58	<i>d.f.</i> = 1,58	<i>d.f.</i> = 2,116	<i>d.f.</i> = 2,116	<i>d.f.</i> = 1,58	<i>d.f.</i> = 2,116	<i>d.f.</i> = 2,116	
Negative affect							
Sadness	<b>0.019***</b>	<b>0.046***</b>	<b>0.037**</b>	0.011	0.001	0.001	0.020
Anxiety	<b>0.030***</b>	<b>0.020**</b>	<b>0.060**</b>	<b>0.061**</b>	0.001	0.012	0.011
Anger	<b>0.023***</b>	<b>0.056***</b>	<b>0.109***</b>	0.023	0.002	0.018	0.010
Embarrassment	<b>0.039***</b>	0.009	0.032	<b>0.030**</b>	0.000	0.007	0.001
Cognitive-Behavioural							
Rumination	<b>0.031**</b>	<b>0.029***</b>	<b>0.129***</b>	0.011	0.011	0.016	0.003
Catastrophising	<b>0.090***</b>	<b>0.024***</b>	<b>0.133***</b>	0.006	0.002	0.008	0.008
Avoidance	<b>0.015**</b>	<b>0.023**</b>	<b>0.222***</b>	0.022	0.002	0.004	0.003
Distraction	0.002	0.001	<b>0.032**</b>	0.005	0.002	0.014	0.002
Support seeking	0.006	0.000	<b>0.232***</b>	0.006	0.000	0.002	0.008
Problem solving	0.001	<b>0.062***</b>	0.020	0.006	0.002	0.017	0.001

## Legends for Figures

**Figure 1.** Illustrates the magnitude of the main effect for self-compassion for the response scales where a significant effect ( $p < 0.01$ ) was observed. The plot shows the mean ratings for participants with low self-compassion ( $n = 32$ ) and those with moderate and high self-compassion ( $n = 28$ ).

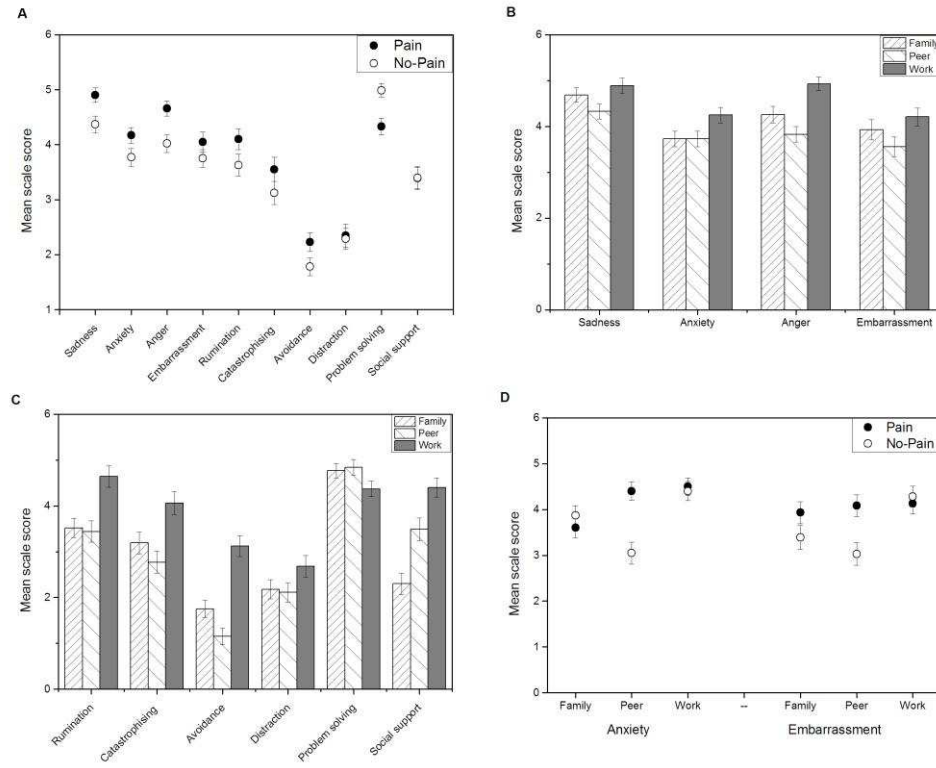
**Figure 2.** Responses to vignette characteristics. All responses were made on a 0-6 numerical rating scale. The data are covariate adjusted marginal means and standard errors. Panel **A** shows the mean responses for the vignettes in the pain and non-pain conditions. Panel **B** shows the means for ratings of anticipated emotions on the affect scales for sadness, anxiety, anger and embarrassment for the three social settings. Panel **C** shows the data for the rating of likely cognitive-behavioural responses across the three social settings. Panel **D** shows the interaction of pain and social settings for anxiety and embarrassment.

Figure 1



Accepted for publication

Figure 2

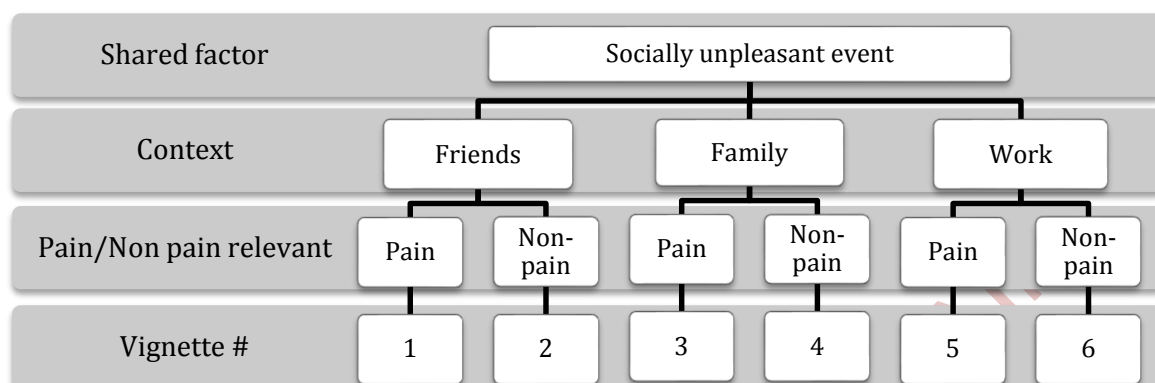


ACCEPTED

## Appendix

### Design, content and response of experimental vignettes

#### 1. Factorial design of vignettes.



#### 2. Content of vignettes

The main character is identified in bold text.

*Vignette 1.* **Sue** has agreed to go to an important event with her friend Mandy. Mandy has been a big support to **Sue** over the past months. Mandy is very nervous about the event and wants **Sue** to come along and support her. But, as **Sue** is getting ready for the event her pain flares up. She calls Mandy to let her know she will be unable to attend. Mandy sounds really upset on the phone.

*Vignette 2.* **Jenny** has agreed to help her pregnant friend, Kay by babysitting for her to give her a night off. Kay is a single mother and has been really tired recently. However, at the last minute **Jenny** is told she needs to work and so she can't help Kay out. She calls Kay to tell her. Kay tells her she is really disappointed because she really needed the break.

*Vignette 3.* **Mike** and his wife are having friends round for dinner. Mike's wife has asked him to help her get the house ready by vacuuming. **Mike** has only been doing this for a few minutes when his pain begins to flare up. He tells

his wife he needs to rest and she becomes very upset with him. She says she knows it isn't his fault but feels like she has to do everything these days.

*Vignette 4.* **Sarah's** husband Will has been working away from home for a few days. She has told him she will cook him a special meal for when he gets back. Will works really hard to support their family. **Sarah** has been tired lately, so she decides to take a short nap before getting started. **Sarah** wakes up hours later to realise her alarm did not go off. Her house is untidy. She has not cooked any food. Her husband is due back any minute. Will walks through the door and looks really hurt. He tells her how much he had been looking forward to the meal.

*Vignette 5.* **Anne** really likes her job, but it has become very difficult to keep up with it because of her pain. Her boss says she needs an easier role. This will be a step down from her last job. She has also heard her co-workers making unkind comments about her. They said that she is bone idle and that she has it easy now.

*Vignette 6.* **Mo** has been trying really hard to do better at work. But he keeps missing targets because he takes too much on. The head of service says they need to drop some of his duties. As he leaves the meeting, he overhears his workmates saying he is bad at his job. They say that they could do much better.

### 3 Response sheet for vignettes

“Thinking about the scenario you have just read, try to put yourself in the place of the character and answer the following questions.

<b>How much would you imagine you much would feel each of the following?</b>	<b>Not at all</b>		<b>Moderately</b>			<b>Extremely strongly</b>	
Sad <i>(including feeling dejected, down or depressed)</i>	0	1	2	3	4	5	6
Nervous <i>(including feeling tense, worried, or anxious)</i>	0	1	2	3	4	5	6
Angry <i>(including feeling irritated, frustrated or hostile)</i>	0	1	2	3	4	5	6
Embarrassed <i>(including feeling humiliated, disgraced or ashamed)</i>	0	1	2	3	4	5	6

<b>How likely do you think you would be to react in the following ways?</b>	<b>Not at all</b>		<b>Moderately likely</b>			<b>Extremely likely</b>	
Find some way of solving the problem / making things better	0	1	2	3	4	5	6
Talk the situation through with another friend or family member	0	1	2	3	4	5	6
Do something to take my mind off the situation	0	1	2	3	4	5	6
Try to avoid them as much as I can	0	1	2	3	4	5	6
Replay the situation in my mind for a long time afterwards	0	1	2	3	4	5	6
Think of all the bad things which might come next	0	1	2	3	4	5	6