



This is a repository copy of *Using the theory of planned behavior to explore environmental behavioral intentions in the workplace.*

White Rose Research Online URL for this paper:
<http://eprints.whiterose.ac.uk/86709/>

Version: Accepted Version

Article:

Greaves, M., Zibarras, L.D. and Stride, C. orcid.org/0000-0001-9960-2869 (2013) Using the theory of planned behavior to explore environmental behavioral intentions in the workplace. *Journal of Environmental Psychology*, 34. pp. 109-120. ISSN 0272-4944

<https://doi.org/10.1016/j.jenvp.2013.02.003>

Article available under the terms of the CC-BY-NC-ND licence
(<https://creativecommons.org/licenses/by-nc-nd/4.0/>)

Reuse

This article is distributed under the terms of the Creative Commons Attribution-NonCommercial-NoDerivs (CC BY-NC-ND) licence. This licence only allows you to download this work and share it with others as long as you credit the authors, but you can't change the article in any way or use it commercially. More information and the full terms of the licence here: <https://creativecommons.org/licenses/>

Takedown

If you consider content in White Rose Research Online to be in breach of UK law, please notify us by emailing eprints@whiterose.ac.uk including the URL of the record and the reason for the withdrawal request.



eprints@whiterose.ac.uk
<https://eprints.whiterose.ac.uk/>

***Title Page (including author names)**

Using the Theory of Planned Behavior to explore environmental behavioral intentions in the workplace

Martin Greaves

Dr. Lara D Zibarras

Psychology Department, City University, Northampton Square, London, EC1V 0HB

Dr. Chris Stride

Institute of Work Psychology, University of Sheffield, Western Bank, Sheffield, S10 2TN

1
2
3
4
5
6
7
8
9
10
11
12
13
14
15
16
17
18
19
20
21
22
23
24
25
26
27
28
29
30
31
32
33
34
35
36
37
38
39
40
41
42
43
44
45
46
47
48
49
50
51
52
53
54
55
56
57
58
59
60
61
62
63
64
65

Running head: TPB and environmental behavioral intentions

Using the Theory of Planned Behavior to explore environmental behavioral intentions in the
workplace

Abstract

This paper presents a study using the theory of planned behavior (TPB) to explore environmental behavioral intentions in a workplace setting. The first stage of the research process was the development of a questionnaire covering TPB constructs, their antecedent beliefs, and environmental behavioral intentions across three scenarios (switching off PCs every time employees left their desks for an hour or more; using video-conferencing for meetings that would otherwise require travel; and recycling as much waste as possible), using best practice guidelines to ensure that it was specific and precisely defined for the target population. This was then administered to N=449 participants, with the resulting dataset used to test hypotheses relating antecedent beliefs to behavioral intentions via the potentially mediating effect of TPB constructs. TPB constructs were found to explain between from 46% to 61% of the variance in employee intentions to engage in three environmental behaviors, and to mediate the effects of specific antecedent beliefs upon employee intentions to engage in these behaviors. The results form a basis upon which interventions could be developed within the host organization, and are discussed in relation to their implications, in terms of theory, practice and future research.

Keywords: pro-environmental behavior; theory of planned behavior; antecedent beliefs; individual behavior change

1
2
3
4 Using the Theory of Planned Behavior to explore environmental behavioral intentions in the
5
6 workplace
7
8
9

10 11 12 1. Introduction 13

14 The 2007 report of the Intergovernmental Panel on Climate Change (IPCC) asserted that
15 evidence for climate change is now unequivocal, and stated with “very high confidence” that this
16 planetary warming is the net result of human activity, in particular the emissions of greenhouse
17 gases (GHG; IPCC, 2007). The report suggested that globally the total greenhouse gas emission
18 from industry is three times that from residential consumption (IPCC, 2007), and in the UK,
19 business and agriculture account for approximately double the GHG emissions compared to the
20 residential sector (Department of Energy and Climate Change, 2010). Industry clearly has an
21 important role to play in reducing GHG emissions; yet in spite of this, initiatives in the UK aimed
22 at reducing GHG emissions have been targeted predominantly at the domestic sector (DEFRA,
23 2006). However, whilst many organizations have taken steps to reduce their energy consumption
24 through updating infrastructure such as lighting, heating and cooling (Davis & Challenger, 2009),
25 less attention has been paid to role of employee behavior in delivering environmental
26 improvements. Since environmental issues are largely thought to be caused by human behavior
27 (Oskamp 1995, 2000a, 2000b), they may be tackled by changes in human behavior. As a step
28 towards understanding how employee behavior can be harnessed to achieve environmental
29 improvements, this paper presents research that develops and applies a measure based on the
30 theory of planned behavior (TPB; Ajzen, 1985) to explore intentions to improve environmental
31 behaviors in a workplace setting.
32
33
34
35
36
37
38
39
40
41
42
43
44
45
46
47
48
49
50
51
52
53
54
55
56
57
58
59
60
61
62
63
64
65

1
2
3
4
5
6
7
8
9
10
11
12
13
14
15
16
17
18
19
20
21
22
23
24
25
26
27
28
29
30
Although previous studies have used the TPB to explore behavior in environmental contexts, the vast majority have been conducted in domestic settings (e.g. Trumbo & O'Keefe, 2001; Knussen & Yule, 2008). Furthermore, most research focuses on the TPB constructs alone to determine whether they account for variance in behavioral intentions; however it is argued (Ajzen, 1991) that examining the beliefs which are antecedent to these constructs helps to understand the process through which TPB constructs are related to intentions (this relationship is shown in Figure 1). The present study follows best practice guidelines (e.g. Ajzen, 1991) in designing a questionnaire based on the TPB to explore the extent to which both the core TPB constructs and antecedent beliefs which underlie these constructs are related to environmental behavioral intentions. This supports a recent call to action for psychologists to bring their attention to environmental behavior in the workplace (Spence, Pidgeon & Uzzell, 2009).

31
32
33
34
35
36
37
38
39
40
41
42
43
44
45
46
47
48
49
50
51
52
53
54
55
56
57
58
59
60
61
62
63
64
65
In a review of the research exploring pro-environmental behavior, Davis, Challenger, Clegg and Healey (2008) reported that of 165 articles identified, the vast majority concentrated on environmental behaviors at home, with few based in organizational settings. Similarly, a review of studies focusing on energy consumption reduction (Abrahamse, Steg, Vlek & Rothengatter, 2005) found that most research had focused on the domestic sector. Although it may be tempting to extrapolate the findings of research based in the domestic sector to the workplace, the motivations to behave in a pro-environmental manner at home and at work may be different. For example, households are usually liable for costs of energy consumption, whereas at work these costs are not usually visible to or incurred by employees (Carrico & Reimer, 2011). Recycling behavior may be subject to different motivations; for instance households may be compelled to recycle or may be charged for the collection of non-recyclable waste. The

1
2
3
4 workplace may offer pro-environmental behaviors not generally available at home, such as the
5
6 use of video-conferencing in lieu of travel.
7
8

9
10 One way in which psychologists can investigate pro-environmental behavior is to draw on
11 social psychological theories such as the theory of planned behavior (TPB; Ajzen, 1985; 1991).
12
13 According to the TPB, the main antecedent of an individual's behavior is their intention toward
14 the behavior; and in turn an individual's behavioral intention is determined by three constructs
15 (as outlined in Figure 1). The first construct represents the individual's *attitude* towards the
16 behavior, which illustrates their overall evaluation of the behavior. This is based upon their
17 expectancies concerning whether the behavior will result in particular outcomes, and of whether
18 these outcomes are desirable (Ajzen & Fishbein, 1980). The second construct is based upon an
19 assessment of the *subjective norm*: the extent to which the individual believes that they are under
20 social pressure to perform the behavior. This is based upon the individual's perception of the
21 expectation of reference groups which they hold to be important, and of their motivation to
22 comply with these reference groups. The final construct is *perceived behavioral control* (PBC),
23 which is a function of the individual's perception of how hard it would be to perform the
24 behavior, thus is determined by the extent to which they believe they have self-efficacy to
25 perform the behavior, and perceive that they have control over the behavior.
26
27
28
29
30
31
32
33
34
35
36
37
38
39
40
41
42
43
44
45

46 ***INSERT FIGURE ONE HERE***
47

48 The TPB has been well supported in a wide range of fields. For example, it has been used
49 extensively to examine behaviors such as health (Conner & Sparks, 1996), drinking and driving
50 (Marcil, Bergeron & Audet, 2001) and choice of mode of travel (Bamberg & Schmidt, 2003). The
51 TPB has been used to explore environmental behaviors within domestic settings and has been
52 shown to be more successful in predicting behavior than other variables such as demographics
53
54
55
56
57
58
59
60
61
62
63
64
65

1
2
3
4 (Oreg & Katz-Gerro, 2006; Trumbo & O'Keefe, 2001). For example Trumbo and O'Keefe
5
6
7 (2001), Lam (2006) and Clark and Finlay (2007) studied intentions to conserve water among
8
9 communities in California, China and Bulgaria respectively, and all found the TPB constructs to
10
11 be significant predictors of behavioral intention (explaining between 10% and 66% of the
12
13 variance across a range of intentions). Elsewhere, the theory of planned behavior has been used to
14
15 explain a range of pro-environmental behaviors including the use of public transport (Heath &
16
17 Gifford, 2002; Bamberg & Schmidt, 2003), the use of a park and ride scheme (de Groot & Steg,
18
19 2007) and environmental activism (Fielding, McDonald & Louis, 2008).
20
21
22
23

24 However, to the best of the authors' knowledge, only two studies have applied the TPB to
25
26 environmental behaviors in the workplace. Laudenslager, Holt and Lofgren (2004) found the
27
28 TPB constructs to account for 35% of variance in intention to recycle, 26% of variance in
29
30 intention to conserve energy and 21% of variance intention to participate in a car pooling scheme
31
32 among servicemen living on a United States Air Force base. Fielding and colleagues (2005)
33
34 investigated intentions among farmers in Australia to implement agricultural practices designed
35
36 to improve water quality, and found that farmers who had strong intentions to implement these
37
38 practices differed significantly in their behavioral, normative and control beliefs to those whose
39
40 intentions were comparatively weak. In sum, the TPB is well supported empirically as a
41
42 theoretical foundation to investigate environmental behaviors and furthermore provides a suitable
43
44 basis for the investigation of such behaviors at work. Given the dearth of organization-based
45
46 research (Davis & Challenger, 2009), there is a need to conduct research in such settings to
47
48 examine the applicability of TPB in this context.
49
50
51
52
53
54
55

56 In order both to *explain* and *predict* behavioral intentions, the theory of planned behavior
57
58 also considers the antecedents of the three core constructs of attitude, subjective norms and
59
60
61
62
63
64
65

1
2
3
4 perceived behavioral control. As conceptualized by Ajzen (1985, 1991), it is these more specific
5
6 beliefs (referred to as the antecedent beliefs) that underpin the core constructs of the TPB and
7
8 represent specific factors which may lead to variances in behavior. This ability to identify
9
10 specific factors that might impinge upon behavior is of particular interest to organizations, since
11
12 it enables barriers and facilitators of behaviors not commonly performed to be identified.
13
14
15

16
17 Ajzen distinguished three kinds of salient beliefs, each related to one of the TPB
18
19 constructs. Behavioral beliefs are related to attitudes towards the behavior, normative beliefs are
20
21 related to subjective norms, and control beliefs are related to perceptions of behavioral control
22
23 (see Figure 1). In each case these antecedent beliefs are accompanied by a second set of beliefs
24
25 that consider an evaluation of the consequences of the belief. For example, a behavioral belief
26
27 regarding switching off computers when not in use could be “I believe switching my computer
28
29 off will save energy”. The individual holding this belief may then evaluate this belief as “I
30
31 believe that saving energy is worthwhile”, and it is the result of this evaluation that determines
32
33 the extent to which the belief manifests as behavior. It is common in fields such as health
34
35 psychology research to include these antecedent beliefs to the core TPB constructs in TPB studies
36
37 (Francis, Eccles, Johnston, Walker, Grimshaw et al, 2004). However, research into environmental
38
39 behavior based upon the TPB which included studying the antecedent beliefs underlying the core
40
41 TPB constructs is rare. This is important because, although considering the three core TPB
42
43 constructs may provide an indication of *whether* they account for variance in behavioral
44
45 intentions, it is only in considering antecedent beliefs and evaluations that we may explain *why*
46
47 this is so. The specific antecedent beliefs determine an individual’s intentions and actions in a
48
49 given context, and thus may offer the prospect of identifying intervention targets which have the
50
51 potential to change behavior. This may be particularly important within organizations. Thus the
52
53
54
55
56
57
58
59
60
61
62
63
64
65

1
2
3
4 present research aims to explore not only the core TPB constructs, but also the antecedent beliefs
5
6 associated with these constructs.
7

8
9 A common criticism of research which seeks to predict behavior from intentions is that
10 the relationship between intentions and behavior is sometimes weak (Bamberg, 2003; Davis et al,
11 2008). Armitage and Conner (2001) reviewed 185 studies based on the TPB and found that the
12 TPB accounted for variance in both self-reported and actual behavior, and although the predictive
13 power was greater for self-reported than actual behavior, the TPB was still an effective measure
14 for predicting actual behavior. Crucially, the authors also found that the TPB predicted intentions
15 and behavior in a wide range of domains. Considering specifically environmental behaviors, a
16 number of studies using the TPB have shown the TPB to be an effective predictor of
17 environmental behavior (Taylor and Todd, 1997; Kaiser and Gutscher, 2003). Oskamp and
18 Schultz (2005) reviewed research investigating the factors which moderate the relationship
19 between attitudes and behaviors in studies applying the TPB to environmental behavior and
20 found the key moderator to be the precision with which the attitudes and behaviors are defined.
21 They found that where attitudes and behaviors are well defined (including specifying the context
22 of the behavior), reported intentions are found to be reliable predictors of actual behavior (e.g.
23 Brandon & Lewis, 1999; Egmond et al, 2005). Therefore research considering, for example,
24 “intentions to recycle at work” would be more successful at predicting actual behavior than one
25 considering general environmental intentions. A key component of specificity is that the
26 measures must be as relevant as possible to the target population, for example through including
27 content and language which is characteristic of the population. This is best achieved through
28 eliciting the beliefs from the respondents themselves as part of the research process (Ajzen,
29 1991). Taken together these steps reflect best practice in research based upon the TPB behavior
30
31
32
33
34
35
36
37
38
39
40
41
42
43
44
45
46
47
48
49
50
51
52
53
54
55
56
57
58
59
60
61
62
63
64
65

1
2
3
4 and serves to increase the reliability of the measures of intention as a suitable proxy for measures
5
6 of actual behavior. This is the approach taken in the present study. Nonetheless it remains that
7
8 although self-reported behavioral intentions are significant predictors of self-reported behaviors
9
10 the predictive power of actual behavior is not guaranteed.
11
12

13
14 This research addresses some of the criticisms of previous research in the following ways.
15
16 First, as recommended by Ajzen (1991) a bespoke questionnaire was developed, following a
17
18 process which included input from the target population to meet the specificity requirement.
19
20 Second, the measures investigated the beliefs which are antecedent to the core constructs of the
21
22 TPB and thus investigate the specific factors influencing behavioral intentions. Third, the
23
24 behaviors and attitudes investigated were defined precisely to further meet the specificity
25
26 requirement. Finally this study was conducted in an organizational setting, making important
27
28 practical and empirical contributions to the research literature.
29
30
31
32

33
34 Following the creation of measures based on TPB, we hypothesized that:

35
36 *Hypothesis 1:* the core TPB constructs (attitudes, subjective norms, perceived behavioral
37
38 control) would significantly predict intentions to engage in pro-environmental behavior.
39

40
41 *Hypothesis 2:* the core TPB constructs would mediate the relationship between each
42
43 specific antecedent belief and the related behavioral intention. That is, the effect of antecedent
44
45 behavioral beliefs would be mediated by attitudes; normative beliefs would be mediated by
46
47 subjective norms and control beliefs would be mediated by perceived behavioral control (as
48
49 shown in Figure 1).
50
51
52
53
54
55

56 2. Material and methods

57
58
59
60
61
62
63
64
65

1
2
3
4
5
6
7
8
9
10
11
12
13
14
15
16
17
18
19
20
21
22
23
24
25
26
27
28
29
30
31
32
33
34
35
36
37
38
39
40
41
42
43
44
45
46
47
48
49
50
51
52
53
54
55
56
57
58
59
60
61
62
63
64
65

There were two key stages to this research, first the development process of the TPB questionnaire, and second the administration of the resultant questionnaire to participants within the organization. In terms of the development process, best practice guidelines were followed for the creation of valid and reliable TPB questionnaires (recommended by Francis et al, 2004 and Ajzen, 2006). The process comprised five phases. These were: (1) facilitated workshops to gather potential behaviors; (2) one-to-one interviews to elicit beliefs related to chosen behaviors; (3) creation of items focusing on core TPB constructs and their antecedent beliefs to be used within three measures for compilation into a questionnaire; (4) three rounds of piloting, resulting in changes to items following each pilot; and (5) psychometric analysis of the TPB constructs within the measures.

2.1 *Research context*

The research took place in a large, UK-based publicly funded organization operating within the media sector and employing approximately 25,000 staff at 80 sites across the UK. The organization had recently made public commitments to significantly reduce energy and water consumption, and waste generation, and to increase the proportion of waste that is recycled. It was also keen to understand ways in which employee behavior change could improve its environmental performance, and to identify possible barriers and facilitators to such behavior change.

2.2 *Survey development process*

2.2.1 *Participants*

All participants in the development process were volunteers. A total of 48 participants were involved in the phase one workshops; of these, 22 were male, 26 were female and their mean age was 35.3 years. Two participants were senior managers, 16 were middle managers, 24

1
2
3
4 were junior managers and 6 were non-management. Thirty participants took part in the phase two
5
6 interviews; of these 15 were male, 15 were female and their mean age was 32.5 years. One
7
8 participant was a senior manager, 9 were middle managers, 14 were junior managers and 6 were
9
10 non-management. All participants were recruited from a number of different sites and functions
11
12 across the organization, to ensure that participants represented a broad range of views.
13
14
15

16 2.2.2 *Facilitated workshops*

17
18 The first phase was to elicit possible environmental behaviors for investigation. A series
19
20 of six workshops, each attended by eight members of staff, were conducted. Participants first
21
22 took part in a discussion of their own views concerning environmental issues (e.g. climate
23
24 change) and the relative role of organizations and employees in tackling the issue. This was
25
26 followed by an exercise designed to generate as many ideas as possible for ways in which
27
28 employees could change their behavior to be more environmental at work. Participants were
29
30 encouraged to think of behaviors which they thought were not performed at present, but which if
31
32 adopted had the capacity to improve the organization's environmental performance, and which
33
34 they themselves could undertake without requiring the organization to take action. The group
35
36 were also asked to rate the ideas according to their potential contribution to the organization's
37
38 environmental performance (small or no difference; moderate difference; big difference) and how
39
40 difficult they believed it would be for individuals to achieve (very difficult; moderately difficult;
41
42 easy).
43
44
45
46
47
48
49

50
51 In total, 80 ideas for possible inclusion in the questionnaire were generated by the
52
53 workshops. Of the 80 ideas, 43 related to energy; 18 to waste; nine to recycling; three to water
54
55 and seven to other areas. However, only 45% of the ideas put forward were those that required
56
57 individual, rather than organizational, action.
58
59
60
61
62
63
64
65

2.2.3 *Selection of behaviors for analysis*

The ideas generated were reviewed by a professional environmental consultant, following the recommendations of Steg and Vlek (2009). The objective of this review was to identify those behaviors with the potential to deliver significant environmental benefit, and which would require individuals to change to their behavior in some way. The intended behavior change should present a significant challenge to individuals since, if an idea was perceived as easy to do, participants' ability and willingness to perform the behavior would be less likely to be influenced by normative or control factors. The views reported by participants at the workshops were used to inform this analysis, with ideas perceived by participants to be moderately or very difficult to achieve preferred for retention.

Three behaviors were chosen to form the target behavior scenarios in the TPB questionnaire. These were: (1) Requiring individuals to switch off their computer every time they left their desk (in particular when the person would be away from their desk for more than one hour, for example over lunch or during a meeting); (2) Using video-conferencing for any meeting which would otherwise require travel to another town or city; (3) Recycling as much waste produced at work as possible. Thus, the development process focused on creating a TPB measure to explore each of these three behaviors. These will henceforth be referred to as the "PC switch off", "video-conferencing" and "recycling" scenarios or measures. Note that the term "measure" will be used to refer to the separate instruments developed to probe the specific behavior scenarios, whilst the term "questionnaire" will be used to refer to the document created by compiling separate measures into one for administration.

2.2.4 *One to one interviews*

1
2
3
4
5 In the second phase, 30 semi-structured face-to-face interviews were held to elicit salient
6
7 beliefs regarding each of the behaviors, as suggested by Francis et al (2004). Each interview
8
9 considered one of the chosen behaviors; ten interviews were held for each of the three behaviors.
10
11 Interview questions included, for example, “What do you believe to be the advantages of video-
12
13 conferencing” and “What factors or circumstances would enable you to use video-conferencing”.
14
15 The interviews were recorded in written note form and subsequently transcribed onto index cards.
16
17 A card sort was used to identify the common themes among the beliefs expressed. To enhance
18
19 reliability, this process was repeated by a second researcher and any significant differences were
20
21 discussed and a consensus reached. Following the recommendation by Francis et al (2004), any
22
23 theme expressed in at least seven out of ten interviews was retained. Thus 75% of all themes
24
25 expressed during the interviews were included in the first draft of each measure.
26
27
28
29
30

31 2.2.5 *Creation of items*

32

33
34 The questionnaire items were created by converting the behaviors and beliefs from the
35
36 output of the workshops and interviews into statements suitable for use with a five-point Likert
37
38 response scale, such as “I expect to turn my PC off whenever I leave my desk”.
39
40

41 For the antecedent beliefs, matched pairs of items were designed to explore the extent to
42
43 which an individual holds a particular belief, and their evaluation of the outcome of that belief.
44
45 For example, the impact of the availability of video-conferencing facilities was explored using
46
47 the following two items: (1) Making more use of video-conferencing would mean less time spent
48
49 traveling; (2) Spending less time traveling is desirable. Following data collection, to enable the
50
51 complete influence of each factor on behavioral intention to be measured, a new variable was
52
53 calculated by multiplying each participant’s responses to the item pair, as recommended by
54
55
56
57
58
59
60
61
62
63
64
65

Francis et al (2004). The use of item pairs in this manner is considered best practice in applications of the TPB within health research (Francis et al, 2004).

Following an initial drafting, prospective items were inspected for grammatical consistency and reworded where necessary. Items were also checked and altered to ensure that there were an approximately equal number of items which would require positive and negative responses (Rust & Golombok, 1999). Finally, the order of the items within each measurement scenario was randomized. This resulted in 41 items in each scenario and a total of 123 items in the pilot questionnaire as a whole. In summary, the questionnaire investigated behavior within three scenarios: PC switch off, video-conferencing, recycling. For each of these scenarios the questionnaire assessed attitude, subjective norms and perceived control, behavioral intentions and antecedent beliefs.

2.2.6 *Piloting of questionnaire*

Printed copies of the questionnaire were used for piloting. The questionnaire was refined through a series of three pilot administrations (Rust & Golombok, 1999; Kline, 2000) with four to six participants on each occasion. A different set of participants was used for each pilot. The purpose of the pilots was to identify items that were ambiguous or difficult to answer, to determine whether the length was appropriate and to identify any repetitive or redundant items.

Feedback from the first pilot indicated that the questionnaire was overly long, taking around twenty minutes to complete. The questionnaire was therefore shortened by removing belief items that had been expressed least frequently in the interviews. Following Francis et al (2004), each core TPB construct continued to be targeted by at least three items (note that in some applications of TPB studying environmental behaviors it is not uncommon to target each core construct with a single item; see for example Laudenslager et al, 2004; Heath & Gifford,

1
2
3
4 2002; Trumbo & O'Keefe, 2001). Subsequent pilots indicated that the shortened questionnaire
5
6 would take between ten to fifteen minutes to complete.
7

8 9 2.3 Administration of final questionnaire

10 2.3.1 Final content

11
12 The first section of the questionnaire included demographic questions: gender, age and
13
14 level (job grade) within the organization. All items within each of the three measurement
15
16 scenarios were rated on a 5-point Likert scale ranging from 1 = strongly disagree to 5 = strongly
17
18 agree, details of which are below.
19
20
21
22

23
24 The PC switch off measure had a total of 32 items. Three items targeted behavioral
25
26 intentions (e.g. "I intend to switch off my PC whenever I leave my desk"); four related to
27
28 attitudes (e.g. "Turning my PC off whenever I leave my desk is worthwhile"); three related to
29
30 subjective norms (e.g. "I feel under social pressure to turn my PC off whenever I leave my desk")
31
32 and two related to perceived behavioral control (e.g. "Whether or not I turn my PC off when I
33
34 leave my desk is purely my decision"). Additionally, 20 items related to antecedent beliefs (e.g.
35
36 "If I turn my PC off I will feel that I am wasting too much time when my PC starts up").
37
38
39

40
41 The video-conferencing measure had a total of 31 items. Three items investigated
42
43 behavioral intentions (e.g. "I expect to make more use of video-conferencing"); three related to
44
45 attitudes (e.g. "Using video-conferencing more often instead of traveling to meetings is beneficial
46
47 for the environment"); three related to subjective norms (e.g. "I am expected to make more use of
48
49 video-conferencing") and two items related to perceived behavioral control (e.g. "The decision
50
51 regarding whether or not I use video-conferencing more often is beyond my control"). An
52
53 additional 20 items related to antecedent beliefs (e.g. "The time it takes to get the video
54
55 conference equipment working means I am less likely to use it").
56
57
58
59
60
61
62
63
64
65

1
2
3
4
5 Finally, the recycling measure had a total of 29 items. Three items targeted behavioral
6 intentions (e.g. “I intend to recycle as much waste at work as possible”); three items related to
7 attitudes (e.g. “At work, recycling as much as possible is worthwhile”); three items related to
8 subjective norms (e.g. “At work it is expected of me that I will recycle as much as possible”) and
9 two items related to perceived behavioral control (e.g. “At work, I have no choice over whether I
10 recycle”). A further 18 items related to antecedent beliefs (e.g. “At work, if I recycle as much
11 waste as possible I will feel that I am helping reduce how much goes to landfill”).
12
13
14
15
16
17
18
19
20

21 A final version of the questionnaire can be obtained from the first author.
22

23 24 *2.3.2 Participants and procedure*

25
26 The final questionnaire was administered using an online survey tool and circulated via
27 email to a random sample of 2,000 employees in the target organization. Staff members were
28 invited to participate on a voluntary basis; they were assured that information was anonymous,
29 confidential, and would be used for research purposes only. Participants were also informed that
30 the questionnaire would be available for a period of four weeks. All who took part gave their
31 consent to be involved in the research. A total of 449 participants completed at least one of the
32 behavioral measures representing a 22.5% response rate. Of these participants, 50.3% were
33 female and their mean age was 38.1 years. Eighteen percent of respondents were senior
34 managers, 20% were middle managers, 25% were junior managers and 31% were non-
35 management (6% did not respond to this question). In total 449 participants completed the PC
36 switch off measure, 426 completed the video-conferencing measure and 421 completed the
37 recycling measure. Note that there were no significant differences between the response and non-
38 response groups on age, gender and level within the organization.
39
40
41
42
43
44
45
46
47
48
49
50
51
52
53
54
55
56

57 58 *2.3.3 Psychometric analysis of TPB constructs and behavioral intentions in the questionnaire*

59
60
61
62
63
64
65

1
2
3
4
5 Having collected the data, the psychometric properties of the items targeting behavioral
6
7 intention and the core TPB constructs within the three behavioral measurement scenarios were
8
9 investigated, using (1) item analysis, (2) confirming the proposed factor structure using
10
11 confirmatory factor analysis (CFA), and (3) conducting a reliability analysis for each of the core
12
13 constructs measured. In the item analysis, all items relating to the TPB constructs were examined
14
15 for skew and kurtosis; none exceeded the „+/- 2 limit“ suggested by Rust & Golombok (1999)
16
17 hence all were retained at this stage.
18
19

20
21 Next, we conducted CFA to determine whether the designed item-factor structure (i.e. the
22
23 proposed grouping of items to measure 12 underlying factors: TPB attitudes, TPB subjective
24
25 norms, TPB perceived behavioral control and behavioral intentions in each of three scenarios) did
26
27 indeed comprise an adequate measurement model for the items. The model fit indices indicated a
28
29 good fit of item responses to the designed measurement model; specifically $\chi^2(491) = 916.66$,
30
31 CFI = .92, RMSEA = .05, SRMR = .05., collectively satisfying the fit index criteria
32
33 recommended by Hu and Bentler (1999).
34
35
36
37

38 The internal consistency reliabilities of each set of TPB and intentions measures are given
39
40 in table 1. Note that in some cases Cronbach's alpha was less than the desired 0.7 (Field, 2005);
41
42 however it has been argued (e.g. Kline, 2000) that values below 0.7 may be expected when
43
44 investigating psychological constructs (see for example papers by Burch, Pavelis & Port, 2008;
45
46 Zibarras, Port & Woods, 2008), especially when they are measured using only two or three items
47
48 (Rust & Golombok, 1999). The minimum coefficient was 0.5; although it was deemed acceptable
49
50 for a two-item measure, results from these measures are interpreted with some caution. For each
51
52 of the TPB construct and behavioral intentions in each scenario, we averaged the sets of items to
53
54 obtain a scale mean score for use in subsequent analyses
55
56
57
58
59
60
61
62
63
64
65

1
2
3
4 According to Francis et al (2004), item and reliability analyses were not required for the
5 antecedent beliefs. This is because it is logically possible for individuals to hold differing and
6 possibly opposite beliefs regarding a particular behavior. For example, a respondent may believe
7 that the time taken for a PC to close down influences their intentions to switch it off, but that the
8 potential to reduce electricity consumption does not. Therefore belief items were not necessarily
9 expected to correlate highly to have internal reliability. Additionally, as recommended by Ajzen
10 (2006) and Francis et al (2004), the antecedent belief items require pairs of items to be explored
11 together through using their products (beliefs regarding the behavior along with an evaluation of
12 the outcome of the belief, this is explored in greater detail below) and thus an item analysis was
13 not practically possible in the conventional sense. These product variables were used in the
14 analyses that follow; their means and standard deviations are displayed in Table 2.
15
16
17
18
19
20
21
22
23
24
25
26
27
28
29
30

31 2.4 *Statistical analysis*

32
33 To test our hypotheses, namely (1) that TPB constructs would impact upon behaviors and
34 (2) mediate the effects of specific related antecedent beliefs upon behaviors, we fitted a series of
35 path analysis models, based upon the model shown in figure 1, using Mplus v6 software.
36 Specifically, for each scenario we ran two competing models: the first, a partially mediated
37 model in which the effect of the antecedent beliefs upon intentions could operate directly, and
38 also indirectly via the TPB constructs, and a second, fully mediated model in which the only link
39 from beliefs to intentions was via the TPB constructs (i.e. the direct paths were removed). The
40 size, direction and statistical significance of the path coefficient between each TPB construct and
41 intention enabled us to evaluate support for hypothesis 1. Hypothesis 2 was tested in part by the
42 significance of the indirect effects (the product of path coefficients) from beliefs to intentions via
43 TPB constructs, and also, if such significant effects existed, by comparing the partial and full
44
45
46
47
48
49
50
51
52
53
54
55
56
57
58
59
60
61
62
63
64
65

1
2
3
4 mediation models to assess the extent of such mediation. Using path analysis software for such
5
6 mediation testing as opposed to the more traditional series of regression analyses (Baron &
7
8 Kenny, 1986) enables the simultaneous assessment of path coefficients for the multiple parts of
9
10 the model, the assessment of multiple mediation paths and a simple comparison of indirect and
11
12 direct effects (McKinnon, 2008). Separate path analyses were run for each scenario. Such a
13
14 piecewise approach was considered most suitable due to the large number of variables in each
15
16 scenario (up to 10 antecedents, 3 TPB constructs and 1 outcome), which, if a single model was
17
18 produced encompassing all 3 scenarios, would result in a very low item-sample size ratio and
19
20 hence potentially risk model over-fitting. Unstandardized path coefficients, 95% confidence
21
22 intervals and statistical significance at the $p < 0.05$, < 0.01 and < 0.001 levels are reported in the
23
24 text and tables.
25
26
27
28
29

30 31 32 33 34 3. Results

35
36 The Cronbach's alpha coefficients of the sets of items used to measure the TPB constructs
37
38 and intention, and correlations between the scale mean score representing each of these
39
40 constructs are displayed in Table 1, with sample means and standard deviations for these and the
41
42 antecedents beliefs product variables given in the first two data columns of table 2.
43
44

45
46 ***INSERT TABLE ONE HERE***
47

48 49 3.1 *PC switch off behavioral intention path analysis*

50
51 Figure 2 illustrates the partially mediated path analysis model for the PC switch off
52
53 measure (N=423). The chi-square statistics for this model was $\chi^2(20) = 161.08$, $p < .001$; the fit
54
55 indices indicated adequate fit (CFI = .90, RMSEA = .13; SRMR = .06), meeting two of the three
56
57
58
59
60
61
62
63
64
65

1
2
3
4 fit index cut-offs recommended by Hu and Bentler (1999), but falling short of the recommended
5
6 cut-off for the RMSEA.
7

8
9 The estimated path coefficients from the TPB constructs to PC switch off intentions were
10
11 all statistically significant: attitudes ($B = .33$; 95% CI = .23,.33; $p < .001$), subjective norms ($B =$
12
13
14
15
16
17
18
19
20
21
22
23
24
25
26
27
28
29
30
31
32
33
34
35
36
37
38
39
40
41
42
43
44
45
46
47
48
49
50
51
52
53
54
55
56
57
58
59
60
61
62
63
64
65
The estimated path coefficients from the TPB constructs to PC switch off intentions were all statistically significant: attitudes ($B = .33$; 95% CI = .23,.33; $p < .001$), subjective norms ($B = .38$; 95% CI = .30,.47; $p < .001$), and perceived behavioral control ($B = .06$; 95% CI = .00,.12; $p < .05$). Together these TPB constructs explain 61% of the variance in PC switching off intentions, with antecedent beliefs together explaining an additional 7%. These findings give strong support to our first hypothesis. Six of the 10 indirect effects of antecedent beliefs upon PC switch off intentions were also statistically significant (see table 2), supporting hypothesis 2. However, two direct effects were also statistically significant at the $p < .05$ level at least, and a fully mediated model that excluded them produced a weaker fit to the data ($\chi^2 (30) = 242.77$; $\Delta\chi^2 (10) = 81.69$, $p < .001$), indicating that the collective mediation effect was only partial.

However, the partial nature of this mediation is primarily confined to the antecedent *behavioral belief* that switching off one's PC is acceptable because they have a short start up time, which had the strongest direct effect upon behavioral intentions ($B = 0.04$; 95% CI = .02,.05; $p < .001$). The other significant antecedent effects were primarily indirect i.e. operating via the mediating TPB constructs, with the strongest being that of *behavioral belief* "good for the environment" via Attitudes; and *normative belief* "People important to me" via Subjective Norms.

INSERT FIGURE 2 HERE

3.2 Video-conferencing behavioral intention path analysis

1
2
3
4
5
6
7
8
9
10
11
12
13
14
15
16
17
18
19
20
21
22
23
24
25
26
27
28
29
30
31
32
33
34
35
36
37
38
39
40
41
42
43
44
45
46
47
48
49
50
51
52
53
54
55
56
57
58
59
60
61
62
63
64
65

Figure 3 illustrates the partially mediated path analysis model for the video-conferencing measurement scenario. The chi-square for this model was $\chi^2 (18) = 79.33, p < .00$; the fit indices indicated an adequate fit to the data (CFI = .93, RMSEA = .08; SRMR = .03).

The path coefficients from the TPB constructs to video-conferencing intentions were all statistically significant: attitudes (B= .29; 95% CI = .17,.41; $p < .001$), subjective norms (B = .31; 95% CI = .23,.40; $p < .001$), and perceived behavioral control (B = .11; 95% CI = .04,.19; $p < .01$). Together the TPB constructs explain 46% of the variance in videoconferencing intentions, (with the 9 antecedent beliefs considered uniquely explaining an additional 9%). These findings support our first hypothesis. Seven of the 9 indirect effects of antecedent beliefs upon videoconferencing intentions were statistically significant at the $p < .05$ level at least (see table 2), supporting hypothesis 2. However, two direct effects were also statistically significant and a fully mediated model that excluded them again produced a weaker fit to the data ($\chi^2 (24) = 164.45; \Delta\chi^2 (9) = 85.11, p < .001$), indicating that the collective mediation effect of antecedent beliefs by the TPB constructs was partial.

The antecedent beliefs with significant direct effects upon video-conferencing intentions were both *control beliefs* regarding complicated booking processes (B = .02; 95%CI = .01,.03; $p < .01$) and lack of facilities (B = .07; 95%CI = -.08,-.05; $p < .001$). The antecedent beliefs with the strongest indirect effects on video conferencing intentions were *behavioral beliefs* regarding time and cost of traveling, and time needed to get working, all three operating via Attitudes.

INSERT FIGURE 3 HERE

3.3 Recycling behavioral intentions path analysis

1
2
3
4 Figure 4 shows the partially mediated path analysis model for the recycling intentions
5 measurement scenario. The chi-square statistic for this model was $\chi^2 (18) = 106.28$, $p < .001$; with
6 the fit indices indicating an adequate fit (CFI = .92, RMSEA = .11; SRMR = .04), satisfying two
7 of the three fit indices recommended by Hu and Bentler (1999).
8
9

10
11
12
13
14 Two of the path coefficients from the TPB constructs to recycling intentions were
15 significant: those from attitudes ($B = .60$; 95%CI = .50,.70; $p < .001$), and subjective norms ($B =$
16
17
18
19
20
21
22
23
24
25
26
27
28
29
30
31
32
33
34
35
36
37
38
39
40
41
42
43
44
45
46
47
48
49
50
51
52
53
54
55
56
57
58
59
60
61
62
63
64
65
66
67
68
69
70
71
72
73
74
75
76
77
78
79
80
81
82
83
84
85
86
87
88
89
90
91
92
93
94
95
96
97
98
99
100
101
102
103
104
105
106
107
108
109
110
111
112
113
114
115
116
117
118
119
120
121
122
123
124
125
126
127
128
129
130
131
132
133
134
135
136
137
138
139
140
141
142
143
144
145
146
147
148
149
150
151
152
153
154
155
156
157
158
159
160
161
162
163
164
165
166
167
168
169
170
171
172
173
174
175
176
177
178
179
180
181
182
183
184
185
186
187
188
189
190
191
192
193
194
195
196
197
198
199
200
201
202
203
204
205
206
207
208
209
210
211
212
213
214
215
216
217
218
219
220
221
222
223
224
225
226
227
228
229
230
231
232
233
234
235
236
237
238
239
240
241
242
243
244
245
246
247
248
249
250
251
252
253
254
255
256
257
258
259
260
261
262
263
264
265
266
267
268
269
270
271
272
273
274
275
276
277
278
279
280
281
282
283
284
285
286
287
288
289
290
291
292
293
294
295
296
297
298
299
300
301
302
303
304
305
306
307
308
309
310
311
312
313
314
315
316
317
318
319
320
321
322
323
324
325
326
327
328
329
330
331
332
333
334
335
336
337
338
339
340
341
342
343
344
345
346
347
348
349
350
351
352
353
354
355
356
357
358
359
360
361
362
363
364
365
366
367
368
369
370
371
372
373
374
375
376
377
378
379
380
381
382
383
384
385
386
387
388
389
390
391
392
393
394
395
396
397
398
399
400
401
402
403
404
405
406
407
408
409
410
411
412
413
414
415
416
417
418
419
420
421
422
423
424
425
426
427
428
429
430
431
432
433
434
435
436
437
438
439
440
441
442
443
444
445
446
447
448
449
450
451
452
453
454
455
456
457
458
459
460
461
462
463
464
465
466
467
468
469
470
471
472
473
474
475
476
477
478
479
480
481
482
483
484
485
486
487
488
489
490
491
492
493
494
495
496
497
498
499
500
501
502
503
504
505
506
507
508
509
510
511
512
513
514
515
516
517
518
519
520
521
522
523
524
525
526
527
528
529
530
531
532
533
534
535
536
537
538
539
540
541
542
543
544
545
546
547
548
549
550
551
552
553
554
555
556
557
558
559
560
561
562
563
564
565
566
567
568
569
570
571
572
573
574
575
576
577
578
579
580
581
582
583
584
585
586
587
588
589
590
591
592
593
594
595
596
597
598
599
600
601
602
603
604
605
606
607
608
609
610
611
612
613
614
615
616
617
618
619
620
621
622
623
624
625
626
627
628
629
630
631
632
633
634
635
636
637
638
639
640
641
642
643
644
645
646
647
648
649
650
651
652
653
654
655
656
657
658
659
660
661
662
663
664
665
666
667
668
669
670
671
672
673
674
675
676
677
678
679
680
681
682
683
684
685
686
687
688
689
690
691
692
693
694
695
696
697
698
699
700
701
702
703
704
705
706
707
708
709
710
711
712
713
714
715
716
717
718
719
720
721
722
723
724
725
726
727
728
729
730
731
732
733
734
735
736
737
738
739
740
741
742
743
744
745
746
747
748
749
750
751
752
753
754
755
756
757
758
759
760
761
762
763
764
765
766
767
768
769
770
771
772
773
774
775
776
777
778
779
780
781
782
783
784
785
786
787
788
789
790
791
792
793
794
795
796
797
798
799
800
801
802
803
804
805
806
807
808
809
810
811
812
813
814
815
816
817
818
819
820
821
822
823
824
825
826
827
828
829
830
831
832
833
834
835
836
837
838
839
840
841
842
843
844
845
846
847
848
849
850
851
852
853
854
855
856
857
858
859
860
861
862
863
864
865
866
867
868
869
870
871
872
873
874
875
876
877
878
879
880
881
882
883
884
885
886
887
888
889
890
891
892
893
894
895
896
897
898
899
900
901
902
903
904
905
906
907
908
909
910
911
912
913
914
915
916
917
918
919
920
921
922
923
924
925
926
927
928
929
930
931
932
933
934
935
936
937
938
939
940
941
942
943
944
945
946
947
948
949
950
951
952
953
954
955
956
957
958
959
960
961
962
963
964
965
966
967
968
969
970
971
972
973
974
975
976
977
978
979
980
981
982
983
984
985
986
987
988
989
990
991
992
993
994
995
996
997
998
999
1000

Two of the path coefficients from the TPB constructs to recycling intentions were significant: those from attitudes ($B = .60$; 95%CI = .50,.70; $p < .001$), and subjective norms ($B = .10$; 95%CI = .04,.16; $p < .001$). Together the TPB constructs explain 53% of the variance in recycling intentions, with antecedent effects together explaining an additional 3%. These findings partially support our first hypothesis. Four of the 9 indirect effects of antecedent beliefs upon recycling intentions were statistically significant at the $p < 0.05$ level at least (see table 2), supporting hypothesis 2. However, two direct effects were also statistically significant, albeit at only the $p < 0.05$ level and not at more stringent levels, and a fully mediated model that excluded them again produced a weaker fit to the data ($\chi^2 (27) = 149.56$; $\Delta\chi^2 (9) = 43.38$, $p < 0.001$), indicating that the collective mediation effect of antecedent beliefs by the TPB constructs was again only partial.

The antecedent beliefs with significant direct effects upon recycling intentions were the *behavioral belief* of thinking about natural resources ($B = .01$; 95%CI = .00,.02; $p < 0.05$) and the control belief of time taken to separate waste ($B = .01$; 95%CI = -.00,.02; $p < .05$). The antecedent beliefs with the strongest indirect effects on recycling intentions were again *behavioral beliefs*, specifically reducing use of natural resources, increasing re-use of materials, and reducing waste going to landfill, all via Attitudes.

4. Discussion

The present study developed a questionnaire which comprised three separate measures based on the theory of planned behavior (TPB; Ajzen, 1985, 1991), where each measure was designed to investigate a different environmental behavioral intention in the workplace. Overall, the TPB constructs were found to account for 61% of variance in employee intentions to switch their computer off when they left their desk for more than an hour at a time, 46% of variance in intentions to use video-conferencing in place of traveling to meetings, and 53% of variance in intentions to recycle as much waste as possible at work. Although the TPB has been used in previous research to investigate intentions towards environmental behaviors (e.g. Bamberg & Schmidt, 2003; Chan, 1998; Trumbo & O'Keefe, 2001) only two studies have considered environmental behavior in workplace settings (Laudenslager et al, 2004; Fielding et al, 2006). The variance explained by the core TPB constructs in behavioral intentions as measured by our measures compares favorably to previous research (which ranges from 10% [Clark & Finley, 2007] to 81% [Kaiser & Gutscher, 2003] in variance explained). One possible explanation for the relatively high variance explained in this study could relate to the development process which elicited salient behaviors and beliefs that were relevant to the target population. In Laudenslager et al's (2004) study, also examining three different behaviors in a workplace setting, they reported that the core TPB constructs accounted for variance in intentions ranging from 21% to 35% across three behaviors. The relatively lower variances accounted for in their study may be because the authors did not develop their own measure relevant to the target population and instead based their questionnaire items on a measure previously developed by Taylor and Todd (1997), designed to investigate consumer attitudes to home composting behavior. Thus the present study illustrates the benefits of engaging the target population when conducting research

1
2
3
4 based upon the TPB, ensuring that the behaviors and beliefs are as relevant to the target
5
6 population as possible.
7

8
9 The present study is also unique because it explored the specific antecedent beliefs which
10
11 were significant in influencing individual behavioral intentions, mediated by the TPB constructs.
12
13 Exploring antecedent beliefs is rare in previous research applying TPB to environmental
14
15 behavior, and although there are some notable exceptions (Bamberg & Schmidt, 2003; Wall,
16
17 Devine-Wright & Mill, 2007); the use of antecedent beliefs has not previously been explored in
18
19 organizational contexts. This is important because although previous research may explain
20
21 *whether* the TPB accounts for variance in intentions, it cannot explain *why* the variance in
22
23 intentions exists. In addition, exploring antecedent beliefs is likely to offer particular utility to
24
25 employers since it indicates aspects around which interventions can be designed to increase
26
27 uptake of the environmental behaviors concerned.
28
29
30
31
32

33
34 Whilst most of the antecedent beliefs were significant in influencing behavior intentions
35
36 mediated via the TPB constructs, we note that in each of the three scales at least one antecedent
37
38 construct was found to have a small but significant direct relationship to the behavioral intention.
39
40 This represents a deviation from the TPB as conceptualized by Ajzen (which predicts that this
41
42 relationship is mediated by the associated core construct). However other research (e.g. Dunn et
43
44 al, 2011; McKnight et al, 2002) has also found direct unmediated links between antecedent
45
46 factors and behavioural intentions. Thus, although the TPB does not explicitly predict these
47
48 unmediated relationships it is perhaps not surprising that they were identified. For example, it
49
50 seems plausible that the belief regarding the length of time a computer will take to start up may
51
52 directly influence the intention to switch it off. There is insufficient evidence in this study to
53
54
55
56
57
58
59
60
61
62
63
64
65

1
2
3
4 draw any firm conclusions regarding the theoretical underpinning of these unmediated
5
6 relationships; however this would be an interesting area for future research.
7
8

9 4.1 *PC Switch off measure*

10
11 Of the three behaviors considered in this study, the TPB constructs accounted for the
12
13 greatest variance in behavioral intentions to switch off their computers. Although all three TPB
14
15 constructs significantly influenced the intentions, the attitude and subjective norm constructs had
16
17 the strongest effects. One reason for the finding that TPB constructs accounted for the greatest
18
19 variance in intentions to switch off computers, could be that all staff experience the behavior
20
21 equally; whereas for both the video-conferencing and recycling the employee experience and
22
23 opportunity to undertake the behavior may have varied. There has been little previous research
24
25 investigating behaviors relevant to energy consumption using the TPB. Laudenslager et al (2004)
26
27 found that the TPB accounted for 26% of variance in intention to conserve energy, but did not
28
29 explore specific behaviors which may underlie this intention. In an organizational setting,
30
31 switching off personal computers to conserve energy may be an important behavior to consider.
32
33
34
35
36
37

38 Findings showed that the TPB constructs mediated the relationship between the
39
40 antecedent beliefs and the intention to switch off PCs. From a practical perspective, these
41
42 antecedent beliefs were important as they provided information about what kind of interventions
43
44 could be implemented in the host organization. For example, the PC start-up time was a
45
46 significant factor and this was useful for the host organization because it provided information
47
48 about how to ensure that employees would switch off their computers when away from their
49
50 desks. Indeed, the organization has since taken steps to accelerate the start-up process of PCs. In
51
52 addition, the antecedent normative belief of “people important to me”, and the behavioral beliefs
53
54 of “reducing CO2 emissions” and “doing something good for the environment” influenced the
55
56
57
58
59
60
61
62
63
64
65

1
2
3
4 core TPB constructs. These findings could be useful in (for example) ensuring that informational
5
6 campaigns target the beliefs found to be relevant within the target population. In addition, the
7
8 results detailing the antecedent beliefs which were *not* found to be significant predictors of
9
10 intention are also of interest, and illustrate the benefit of applying a rigorous evidence-based
11
12 approach to identifying barriers and facilitators of behavior (Francis et al, 2004). For example,
13
14 during the one-to-one interviews, some respondents reported that employees might need to leave
15
16 their PCs switched on because another member of staff might need to use it. This belief was
17
18 explored by the measure but was not found to be significant. This indicates that beliefs not
19
20 accounting for variance in intentions are just as important because they help organizations direct
21
22 efforts away from intervention targets less likely to result in behavioral change.
23
24
25
26
27
28

29 4.2 *Video-conferencing measure*

30
31 No previous research has investigated intentions towards the use of video-conferencing,
32
33 and this may be a particularly useful behavior to explore in organizational settings. This study
34
35 found that 46% of the variance in behavioral intentions to use video-conferencing was explained
36
37 by the TPB constructs, with all three constructs found to be significant predictors, but with
38
39 attitude and subjective norms having the biggest direct effects. It should be noted however that
40
41 one issue that could have influenced the findings was that an individual's job might have
42
43 influenced the extent to which they would need to use the facility as part of their role. For
44
45 example, responses to intention-based items such as "I intend to make more use of video-
46
47 conferencing in future" may simply reflect that their job does not require video conferencing.
48
49
50
51
52

53 Findings supported the hypothesis that the TPB constructs would mediate the relationship
54
55 between the antecedent beliefs and intention to use video-conferencing facilities. From a practical
56
57 perspective, these antecedent beliefs were important as they provided information about what
58
59
60
61
62
63
64
65

1
2
3
4 kind of interventions could be implemented. With regards to the perceived behavioral control
5 factor, findings indicated that the three antecedent *control belief* variables were significant
6 predictors – these included perceptions that the booking process was complicated, perceptions
7 that there weren't enough facilities available and perceptions that the equipment was difficult to
8 use. These results were useful because it provided the host organization with several
9 opportunities to improve perceptions around video-conferencing. Following this research, the
10 location of existing facilities was publicized more widely, and additional facilities were installed
11 and the booking process has been simplified. In addition, the findings relating to the behavioral
12 beliefs concerning the time spent traveling and the saving in travel cost were used in
13 interventions so that steps taken to promote video-conferencing included information about the
14 time and cost savings of using video-conferencing in preference to traveling to another location.
15 This further illustrates the utility of including antecedent beliefs in the present research.

33 4.3 *Recycling measure*

34
35
36 The core TPB constructs accounted for 53% of the variance in behavioral intentions
37 towards recycling. This compares favorably to previous studies which have found the TPB to
38 account for 35% of variance to intentions to recycle in a workplace setting (Laudenslager et al.,
39 2004) and 44% (Chan, 1998), 29% (Knussen et al, 2004) and 33% (Mannetti, Pierro & Livi,
40 2004) of variance in intentions to recycle in a domestic setting. For this behavioral intention in
41 this context, attitudes and subjective norms were significant predictors, whilst perceived
42 behavioral control was not. As theorized by Ajzen (1988, 1991), the relative importance of the
43 TPB constructs may vary from one behavior and one population to another. Nevertheless, it is
44 possible that this finding could be explained by the fact that the availability of recycling facilities
45 differed between the locations surveyed (ranging from comprehensive facilities to recycle a wide
46
47
48
49
50
51
52
53
54
55
56
57
58
59
60
61
62
63
64
65

1
2
3
4 range of materials to recycling facilities for paper only). This may have led to variation in the
5
6 extent to which employees believed that they had control over their ability to recycle.
7
8

9
10 Again, findings indicated that the TPB constructs mediated the relationship between the
11
12 antecedent beliefs and the intention to recycle as much waste as possible. Practically, this
13
14 information was useful because it helped the organization implement targeted interventions. For
15
16 example, the control belief regarding the lack of recycling facilities was a significant predictor of
17
18 perceived behavioral control so that the host organization may be able to improve recycling
19
20 behavior by installing additional facilities. In addition, behavioral beliefs around reducing waste
21
22 to landfill, and reducing the use of resources can be used in informational campaigns about
23
24 recycling to target these beliefs.
25
26
27

28 29 4.4 *Theoretical and practical implications* 30

31
32 The study findings have a number of theoretical and practical implications. From a
33
34 theoretical perspective, the research demonstrates the value of engaging the target population
35
36 throughout the development process to ensure that the behaviors targeted were relevant to the
37
38 organization. In addressing these specific behaviors, such as “intentions to switch off personal
39
40 computers” rather than more general behaviors such as “intentions to conserve energy”, the TPB
41
42 constructs explained a significant proportion of the variances in behavioral intentions. Secondly,
43
44 this study demonstrates the importance of investigating the antecedent beliefs of the three TPB
45
46 constructs. This was particularly important because this not only answers the question of *whether*
47
48 the TPB constructs account for variance in behavioral intentions, but also to explain *why* this is
49
50 so. Theoretically, this is important because it enables researchers to understand more clearly why
51
52 employees engage (or not) in particular environmental behaviors. Furthermore, this study is the
53
54 one of the first applications of the TPB to environmental behavior in an organizational setting
55
56
57
58
59
60
61
62
63
64
65

1
2
3
4 which has developed a measure through engagement with the host organization. Our research
5
6 suggests that the TPB can usefully be applied in organizational settings to identify how
7
8 employees can contribute to an organization's efforts to become more ecologically sustainable.
9
10

11
12 From a practical point of view, the findings are important because the results have been
13
14 useful to the host organization. The antecedent variables in particular may indicate targets for
15
16 specific practical interventions designed to improve pro-environmental behavior. For example,
17
18 the participating organization has implemented a number of changes based upon the findings of
19
20 this study, such as the projects to accelerate the start-up process of PCs and to simplify the video-
21
22 conferencing booking system as mentioned earlier. Additionally, the organization is taking steps
23
24 to implement all the key findings (outlined in the previous section) in an environmental
25
26 management process (Daily & Huang, 2001). This also shows the value and importance of
27
28 developing a bespoke measure, and shows that the TPB can be an important tool that
29
30 organizations can use to investigate the specific barriers to and facilitators of pro-environmental
31
32 behavior at work, and specifically how employees' individual behavior can contribute to an
33
34 organization's wider ecological objectives.
35
36
37
38
39

40 41 *4.5 Limitations and recommendations for future research*

42

43
44 There are some limitations of the present research that should be noted. First, one
45
46 consequence of developing a questionnaire based on output from the target population is that the
47
48 measures may only be as good as the outcomes that contributed to its development. Thus the
49
50 study may identify *some* factors which significantly impact behavior but it may not identify *all*
51
52 the factors which do so. In addition, in the interests of questionnaire brevity some beliefs
53
54 identified during the development stage were omitted from the measures. Although care was
55
56 taken to omit those beliefs mentioned least frequently in the interviews, they may have proven to
57
58
59
60
61
62
63
64
65

1
2
3
4 be significant factors. One possible way to address this could be to create a single questionnaire
5
6 investigating one behavior in more detail, compared to the three behaviors investigated by the
7
8 present study.
9
10

11
12 Second, from a theoretical perspective, a common criticism of attitude-based research is
13
14 that the link between self-report intentions and behavior is not always strong (Fransson &
15
16 Gärling, 1999; Bamberg, 2003; Davis et al, 2008). However, other researchers have found the
17
18 TPB to account for variance in both self-reported and actual behavior (Armitage and Conner,
19
20 2001), and that a key moderator is the precision with which the attitudes and behaviors are
21
22 defined (Oskamp & Schultz, 2005). Where attitudes and behaviors are sufficiently defined
23
24 (including specifying the context of the behavior), as they were in the present research (Schultz et
25
26 al, 1995; Stern, 2000; Paladino & Baggiere, 2008), this may not be an issue.
27
28
29
30

31
32 Thirdly, a criticism that could be aimed at this research is that the questionnaire data
33
34 collection was cross-sectional and relied on self-report measures rather than observations of
35
36 actual behavior. A common criticism of research using self-report questionnaires is that
37
38 participants may be subject to social desirability bias. However, this issue might have been
39
40 reduced to a certain extent because all questionnaires were completed anonymously.
41
42
43 Nevertheless, we acknowledge that social desirability may still be an issue even for anonymous
44
45 surveys (Armitage and Conner, 1999) and thus should be interpreted with this caution in mind.
46
47 Further, we believe that the value of this research is not only the design and development process
48
49 of the questionnaire that was employed (making it relevant and specific to the host organization),
50
51 but also the inclusion of antecedent beliefs to precisely identify what factors influence the TPB
52
53 constructs and why this was so. Nevertheless, future research should aim to collect objective
54
55 behavioral data to confirm the link between intentions and actual behavior. Using the present
56
57
58
59
60
61
62
63
64
65

1
2
3
4 questionnaire, research could determine the extent to which the interventions result in significant
5 changes in the TPB constructs as measured by the measures. A fourth issue may relate to the
6 response rate for the questionnaire. In this study we achieved a 22.5% response rate and this may
7 have restricted the external validity of the findings since the sample could potentially have been
8 unrepresentative of the organization as a whole. However, our analyses indicated that there were
9 no demographic group differences between response and non-response groups and so to that
10 extent, our sample is representative.
11
12
13
14
15
16
17
18
19
20

21 Finally, the present study had some TPB constructs with alpha coefficients lower than the
22 ideal (Field, 2005), but would be expected due to the small number of items measuring each
23 construct (Rust & Golombok, 1999). Nevertheless, the fact that the present research was able to
24 produce alpha coefficients may be considered an improvement to some previous studies (e.g.
25 Trumbo & O'Keefe, 2001; Heath & Gifford, 2002; Mannetti et al, 2004) where TPB constructs
26 were measured using single item measures. Such studies would have to assume that the single
27 item accurately measured the construct concerned with no possibility of reporting reliability
28 coefficients.
29
30
31
32
33
34
35
36
37
38
39

40 4.6 *Final comments*

41 This study provides a timely response to a call to action for psychologists (Spence et al,
42 2009) by exploring pro-environmental behavior in the workplace. A TPB questionnaire was
43 developed using best practice guidelines and administered to employees within one organization.
44 Overall, our findings showed that the TPB constructs accounted for between 55-68% of the
45 variances in employee intentions to engage in three environmental behaviors. We also found that
46 specific antecedent beliefs are related to the core TPB constructs. These antecedent beliefs had
47 utility for the participating organization through identifying barriers and facilitators of specific
48
49
50
51
52
53
54
55
56
57
58
59
60
61
62
63
64
65

1
2
3
4 employee behavior; and as a direct result of this study, the organization has implemented a
5
6 number of interventions designed to improve pro-environmental behavior among its workforce.
7
8 These are expected to deliver significant improvements in the organizations' environmental
9
10 performance, as well as significant cost savings. This illustrates that research of this nature has
11
12 both theoretical and practical value.
13
14
15
16
17
18
19
20
21
22
23
24
25
26
27
28
29
30
31
32
33
34
35
36
37
38
39
40
41
42
43
44
45
46
47
48
49
50
51
52
53
54
55
56
57
58
59
60
61
62
63
64
65

References

- Abrahamse, W., Steg, L., Vlek, C., & Rothengatter, T. (2005). A review of intervention studies aimed at household energy conservation. *Journal of Environmental Psychology, 25*, 273-291.
- Ajzen, I. (1985). From intentions to actions: A theory of planned behavior. In J. Kuhl, & J. Beckmann (Eds.), *Action control: From cognition to behavior* (pp. 11-39). New York: Springer.
- Ajzen, I. (1991). The theory of planned behavior. *Organizational Behavior and Human Decision Processes, 50*, 179-211.
- Ajzen, I. (2006). Constructing a TPB questionnaire: conceptual and methodological considerations. Retrieved 15th March 2010 from <http://www.people.umass.edu/aizen/pdf/tpb.measurement.pdf>
- Armitage, C.J., & Conner, M. (1999). Issue Predictive validity of the theory of planned behaviour: the role of questionnaire format and social desirability. *Journal of Community & Applied Social Psychology, 9*, 261-272.
- Armitage, C.J., & Conner, M. (2001). Efficacy of the Theory of Planned Behaviour: A meta-analytic review. *British Journal of Social Psychology, 40*, 471-499.
- Bamberg, S. (2003). How does environmental concern influence specific environmentally related behaviors? A new answer to an old question. *Journal of Environmental Psychology, 23*, 21-32.

- 1
2
3
4 Bamberg, S., & Schmidt, P. (2003). Incentives, morality, or habit? predicting students' car use
5
6 for university routes with the models of Ajzen, Schwartz, and Triandis. *Environment and*
7
8 *Behavior, 35*, 264-285.
9
10
11
12 Baron, R. M., & Kenny, D. A. (1986). The moderator-mediator variable distinction in social
13
14 psychological research: Conceptual, strategic and statistical considerations. *Journal of*
15
16 *Personality and Social Psychology, 51*, 1173-1182.
17
18
19 Burch, G. S. J., Pavelis, C., & Port, R. L. (2008). Selecting for Creativity and Innovation: The
20
21 relationship between the innovation potential indicator and the team selection inventory.
22
23 *International Journal of Selection and Assessment, 16*, 177–181.
24
25
26 Carrico, A.R., & Reimer, M. (2011). Motivating energy conservation in the workplace: An
27
28 evaluation of the use of group level feedback and peer education. *Journal of*
29
30 *Environmental Psychology, 31*, 1-13.
31
32
33
34 Chan, K. (1998). Mass communication and pro-environmental behavior: Waste recycling in
35
36 *Hong Kong. Journal of Environmental Management, 52*, 317-325.
37
38
39 Clark, W. A., & Finley, J. C. (2007). Determinants of water conservation intention in
40
41 Blagoevgrad, Bulgaria. *Society & Natural Resources, 20*, 613-627.
42
43
44 Conner, M., & Sparks, P. (1996). The theory of planned behavior and health behaviors. In M.
45
46 Conner, & P. Sparks (Eds.), *Predicting health behavior: Research and practice with*
47
48 *social cognition models* (pp. 121-162). Buckingham: Open University Press.
49
50
51 Davis, M., Challenger, R., Clegg, C., & Healey, M. (2008). Understanding and promoting green
52
53 behavior in the use of existing buildings. (Report to Arup plc London).
54
55
56
57
58
59
60
61
62
63
64
65

- 1
2
3
4 Daily, B.F., & Huang, S. 2001. Achieving sustainability through attention to human resource
5 factors in environmental management. *International Journal of Operations & Production*
6 *Management, 21*, 1539-1552.
7
8
9
10
11
12 Davis, M., & Challenger, R. (2009). Climate change – warming to the task. *The Psychologist, 22*,
13 112-114.
14
15
16
17 De Groot, J., & Steg, L. (2007). General beliefs and the theory of planned behavior: The role of
18 environmental concerns in the TPB. *Journal of Applied Social Psychology, 37*, 1817-
19 1836.
20
21
22
23
24 Department of Energy and Climate Change. (2010). Energy consumption in the United Kingdom.
25 Retrieved November 14th, 2011, from
26 http://jncc.defra.gov.uk/pdf/BRAG_CC_ClimateChangeTheUKProgramme.pdf
27
28
29
30
31 Department of Environment, Food and Rural Affairs. (2006). Climate Change: The UK
32 Programme 2006. Retrieved November 14th, 2011 from
33 http://jncc.defra.gov.uk/pdf/BRAG_CC_ClimateChangeTheUKProgramme.pdf.
34
35
36
37
38
39
40
41
42
43
44
45
46
47
48
49
50
51
52
53
54
55
56
57
58
59
60
61
62
63
64
65

1
2
3
4 planned behavior: A manual for health service researchers. Retrieved March 21, 2010,
5
6 from <http://www.rebeqi.org/ViewFile.aspx?itemID=212>
7
8

9 Fransson, N., & Gärling, T. (1999). Environmental concern: Conceptual definitions,
10
11 measurement methods, and research findings. *Journal of Environmental Psychology, 19*,
12
13 369-382.
14
15

16 Green, S. B. (1991). How many subjects does it take to do a regression analysis? *Multivariate*
17
18 *Behavioral Research, 26*, 499-510.
19
20

21 Heath, Y., & Gifford, R. (2002). Extending the theory of planned behavior: Predicting the use of
22
23 public transportation. *Journal of Applied Social Psychology, 32*, 2154-2189.
24
25

26 Hu, L., & Bentler, P. M. (1999). Cutoff criteria for fit indexes in covariance structure analysis:
27
28 Conventional criteria versus new alternatives. *Structural Equation Modeling, 6*, 1-55.
29
30

31 IPCC. (2007). *Climate Change 2007: Synthesis Report*. Geneva: IPCC.
32
33

34 Kaiser, F. G., & Gutscher, H. (2003). The proposition of a general version of the theory of
35
36 planned behavior: Predicting ecological behavior. *Journal of Applied Social Psychology,*
37
38 *33*, 586-603.
39
40

41 Kline, P. (2000). *The handbook of psychological testing*. London: Routledge.
42
43

44 Knussen, C., & Yule, F. (2008). I'm not in the habit of recycling. *Environment and Behavior, 40*,
45
46 683-702.
47
48

49 Lam, S. P. (2006). Predicting intention to save water: Theory of planned behavior, response
50
51 efficacy, vulnerability, and perceived efficiency of alternative solutions. *Journal of*
52
53 *Applied Social Psychology, 36*, 2803-2824.
54
55
56
57
58
59
60
61
62
63
64
65

- 1
2
3
4
5
6
7
8
9
10
11
12
13
14
15
16
17
18
19
20
21
22
23
24
25
26
27
28
29
30
31
32
33
34
35
36
37
38
39
40
41
42
43
44
45
46
47
48
49
50
51
52
53
54
55
56
57
58
59
60
61
62
63
64
65
- Laudenslager, M. S., Holt, D. T., & Lofgren, S. T. (2004). Understanding air force members' intentions to participate in pro-environmental behaviors: An application of the theory of planned behavior. *Perceptual and Motor Skills*, 98, 1162-1170.
- Mannetti, L., Pierro, A., & Livi, S. (2004). Recycling: Planned and self-expressive behavior. *Journal of Environmental Psychology*, 24, 227-236.
- Marcil, I., Bergeron, J., & Audet, T. (2001). Motivational factors underlying the intention to drink and drive in young male drivers. *Journal of Safety Research*, 32, 363-376.
- MacKinnon, D. P. (2008). *Introduction to statistical mediation analysis*. Mahwah, NJ: Erlbaum.
- McKnight, D.H., Choudhury, V., & Kacmarc, C. (2002). The impact of initial consumer trust on intentions to transact with a web site: a trust building model. *The Journal of Strategic Information Systems*, 11, 297-323.
- Oreg, S., & Katz-Gerro, T. (2006). Predicting proenvironmental behavior cross-nationally: values, the theory of planned behavior, and value-belief-norm theory. *Environment and Behavior*, 38, 462-483.
- Oskamp, S. (1995). Applying social psychology to avoid ecological disaster. *Journal of Social Issues*, 51, 217-239.
- Oskamp, S. (2000a). Psychological contributions to achieving an ecologically sustainable future for humanity. *Journal of Social Issues*, 56, 373-390.
- Oskamp, S. (2000b). A sustainable future for humanity? how can psychology help? *American Psychologist*, 55, 496-508.
- Oskamp, S., & Schultz, P. W. (2005). Environmental attitudes. In S. Oskamp, & P. W. Schultz (Eds.), *Attitudes and Opinions* (pp. 440-462). Mahwah, NJ: Lawrence Erlbaum Associates.

- 1
2
3
4
5 Paladino, A., & Baggiere, J. (2008). Are we "green"? An empirical investigation of renewable
6
7 electricity consumption. *European Advances in Consumer Research*, 8, 340-341.
8
9
10 Rust, J., & Golombok, S. (1999). *Modern psychometrics: The science of psychological*
11
12 *assessment*. London: Routledge.
13
14 Schultz, P.W., Oskamp, S., & Mainieri, T. (1995). Who recycles and when? A review of personal
15
16 and situational factors. *Journal of Environmental Psychology*, 15, 105-121.
17
18
19 Spence, A., Pidgeon, N., & Uzzell, D. (2009). Climate change - psychology's contribution. *The*
20
21 *Psychologist*, 22, 108-111.
22
23
24 Steg, L., & Vlek, C. (2009). Encouraging pro-environmental behavior: An integrative review and
25
26 research agenda. *Journal of Environmental Psychology*, 29, 309-317.
27
28
29 Stern, P.C. (2000). Toward a coherent theory of environmentally significant behavior. *Journal of*
30
31 *Social Sciences*, 56, 407-424.
32
33
34 Taylor, S., & Todd, P. (1997). Understanding the determinants of consumer composting
35
36 behavior. *Journal of Applied Social Psychology*, 27, 602-628.
37
38
39 Trumbo, C. W., & O'Keefe, G. J. (2001). Intention to conserve water: Environmental values,
40
41 planned behavior, and information effects. A comparison of three communities sharing a
42
43 watershed. *Society & Natural Resources*, 14, 889-899.
44
45
46 Wall, R., Devine-Wright, P., & Mill, G. A. (2007). Comparing and combining theories to explain
47
48 pro-environmental intentions. *Environment and Behavior*, 39, 731-753.
49
50
51 Zibarras, L.D., Port, R.L., & Woods, S.A. (2008). Innovation and the „Dark Side“ of Personality:
52
53 Dysfunctional Traits and their Relation to Self-Reported Innovative Characteristics.
54
55
56 *Journal of Creative Behavior*, 42, 201-215.
57
58
59
60
61
62
63
64
65

1
2
3
4
5
6
7
8
9
10
11
12
13
14
15
16
17
18
19
20
21
22
23
24
25
26
27
28
29
30
31
32
33
34
35
36
37
38
39
40
41
42
43
44
45
46
47
48
49
50
51
52
53
54
55
56
57
58
59
60
61
62
63
64
65

List of Figure Captions

Figure 1: The Theory of Planned Behavior (Ajzen, 1985,1991)

Figure 2: Path analysis of all the study variables: PC switch off scale

Figure 3: Path analysis of all the study variables: video conferencing scale

Figure 4: Path analysis of all the study variables: Recycling scale

Table 1

Inter-correlations, and internal consistency reliabilities of core TPB constructs and behavioral intentions for the three scenarios measured

	PC Switch off (N=449)				Video conferencing (N=426)				Recycling (N=423)			
	Att	SN	PBC	Int	Att	SN	PBC	Int	Att	SN	PBC	Int
Attitudes	(.88)				(.77)				(.74)			
Subjective Norms	.49***	(.77)			.08	(.67)			.18***	(.57)		
Perceived Behavioral Control	-.04	-.09	(.81)		-.01	.34***	(.50)		.17***	.21***	(.67)	
Intentions	.75***	.63***	-.08	(.87)	.59***	.38***	.12*	(.81)	.73***	.24***	.21***	(.75)

Note. Att = Attitudes; SN = Subjective Norms; PBC = Perceived Behavioral Control; Int = Intentions. Numbers in parentheses indicate cronbach's alpha reliabilities of the constructs.

*** $p < .001$; ** $p < .01$; * $p < .05$

Table 2

Unstandardized path coefficients for indirect and direct effects of TPB constructs and antecedent beliefs on behavioral intentions

Effect	Mean	S.D	Direct effect (95%CI)	Indirect effect via Associated TPB construct (95%CI)
On PC switch off intentions (N = 449)	3.57	.95		
Attitudes	2.86	.89	0.33*** (0.23,0.44)	----
Subjective Norm	3.90	.69	0.38*** (0.30,0.47)	----
Perceived Behavioral Control	2.35	.92	0.06* (0.00,0.12)	----
Short time to start up, (indirect effect via Attitude)	14.52	7.21	0.04*** (0.02,0.05)	0.02*** (0.01,0.01)
Good for environment, (indirect effect via Attitude)	4.15	2.74	0.01 (-0.01,0.03)	0.03*** (0.02,0.01)
Reduce CO2 emissions, (indirect effect via Attitude)	4.55	3.02	0.01 (-0.01,0.03)	0.02*** (0.01,0.01)
Reduce electricity consumption, (indirect effect via Attitude)	4.59	3.70	0.00 (-0.01,0.01)	0.01* (0.00,0.00)
People important to me, (indirect effect via Subjective norms)	8.79	3.94	0.01 (0.00,0.02)	0.02*** (0.02,0.01)
Key stakeholders, (indirect effect via Subjective norms)	5.53	3.20	0.01* (0.00,0.02)	0.00 (0.00,-0.01)
Colleagues, (indirect effect via Subjective norms)	11.12	4.20	0.00 (-0.02,0.01)	0.02** (0.01,0.00)
Short time taken to switch on, via Perceived Behavioral Control (indirect effect via PBC)	14.92	7.20	0.01 (-0.01,0.02)	0.01 (0.00,0.00)
Leave on for others, (indirect effect via PBC)	5.01	4.82	0.00 (-0.01,0.01)	0.00 (0.00,0.00)
Risk of forgetting something, (indirect effect via PBC)	10.86	5.35	0.01 (0.00,0.02)	0.00 (0.00,0.00)
On video-conferencing intentions (N = 426)	2.51	.67		
Attitudes	1.96	.60	0.29*** (0.17,0.41)	----
Subjective Norm	3.32	.58	0.31*** (0.23,0.40)	----

Perceived Behavioral Control	3.33	.64	0.11** (0.04,0.19)	----
Reduce cost of travel, (indirect effect via Attitude)	4.25	2.87	0.01 (-0.01,0.02)	0.01*** (0.01,0.02)
Reduce time travelling, (indirect effect via Attitude)	3.26	2.35	0.01 (0.00,0.02)	0.01*** (0.01,0.02)
Reduce CO2 emissions, (indirect effect via Attitude)	3.39	2.44	-0.01 (-0.03,0.00)	0.00 (0.00,0.00)
Time needed to get working, (indirect effect via Attitude)	7.54	2.77	0.00 (-0.01,0.01)	0.01*** (0.01,0.02)
Key stakeholders, (indirect effect via Subjective norms)	4.93	3.07	0.01 (0.00,0.02)	0.00 (0.00,0.00)
Colleagues, (indirect effect via Subjective norms)	9.42	3.42	0.01 (0.00,0.02)	0.01* (0.00,0.01)
Complicated booking process (indirect effect via PBC)	7.73	4.40	0.02** (0.01,0.03)	0.01* (0.00,0.01)
Not enough facilities, (indirect effect via PBC)	7.69	2.67	-0.07*** (-0.08,-0.05)	0.01* (0.00,0.01)
Equipment difficult to use, (indirect effect via PBC)	8.49	2.57	0.00 (-0.01,0.02)	0.01* (0.00,0.01)
<hr/>				
On recycling intentions (N = 423)	2.16	.54		
Attitudes	1.97	.50	0.60*** (0.50,0.70)	----
Subjective Norm	2.77	.77	0.10*** (0.04,0.16)	----
Perceived Behavioral Control	2.48	.71	0.03 (-0.02,0.08)	----
Reduce use of natural resources, (indirect effect via Attitude)	3.26	2.35	0.00 (-0.01,0.01)	0.02*** (0.01,0.02)
Increase re-use of materials, (indirect effect via Attitude)	3.21	1.93	0.00 (-0.01,0.01)	0.01** (0.00,0.01)
Reduce waste going to landfill, (indirect effect via Attitude)	2.55	1.81	0.00 (-0.01,0.01)	0.02*** (0.02,0.03)
Think about natural resources, (indirect effect via Attitude)	4.62	3.35	0.01* (0.00,0.02)	0.00 (0.00,0.01)
Key stakeholders, (indirect effect via Subjective norms)	5.25	2.95	-0.01 (-0.02,0.00)	0.01* (0.00,0.01)
Colleagues, (indirect effect via Subjective norms)	7.56	3.81	0.00 (0.00,0.01)	0.00 (0.00,0.00)
Lack of recycling facilities, (indirect effect via PBC)	10.58	7.15	-0.01 (-0.01,0.00)	0.00 (0.00,0.01)
Time taken to separate waste, (indirect effect via PBC)	4.82	3.86	0.01* (0.00,0.02)	0.00 (0.00,0.00)
Time taken to visit bins, (indirect effect via PBC)	4.82	4.12	0.01 (0.00,0.02)	0.00 (0.00,0.00)

Note. *** $p < .001$; ** $p < .01$; * $p < .05$

Figure 1: The Theory of Planned Behavior (Ajzen, 1985,1991)
[Click here to download high resolution image](#)

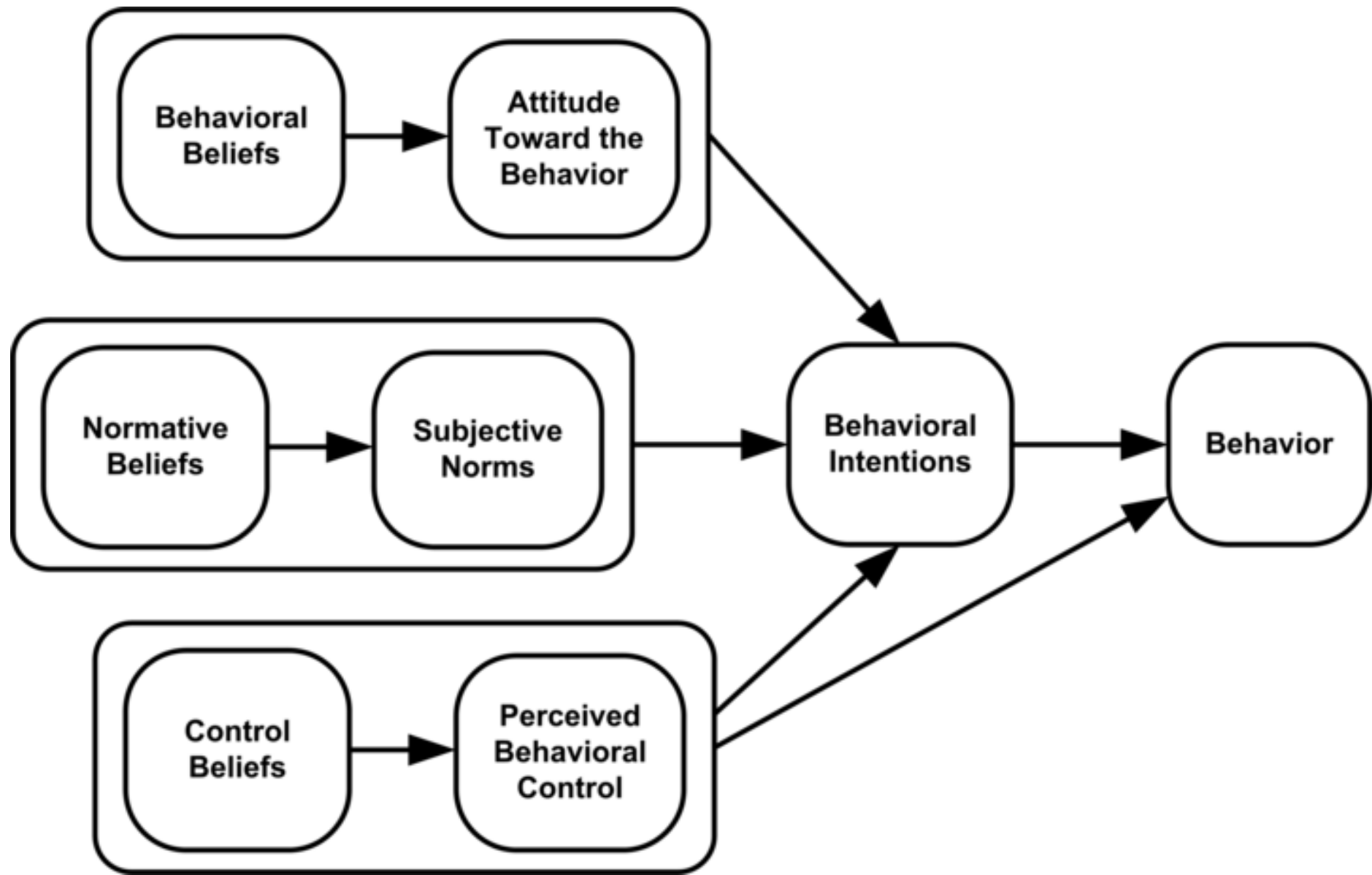


Figure 2: Path analysis: PC switch off
[Click here to download high resolution image](#)

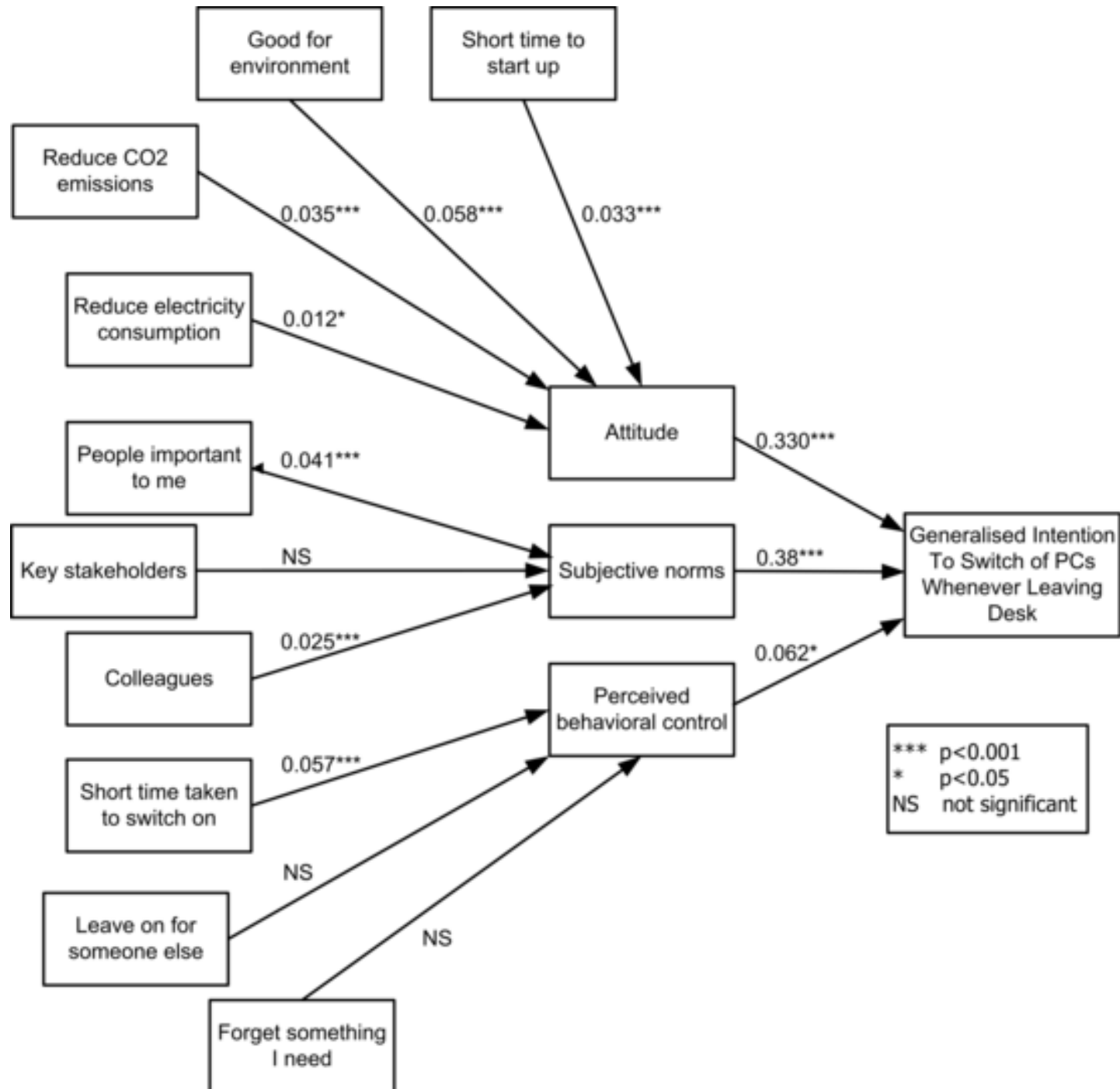


Figure 3: Path analysis: video conferencing scale
[Click here to download high resolution image](#)

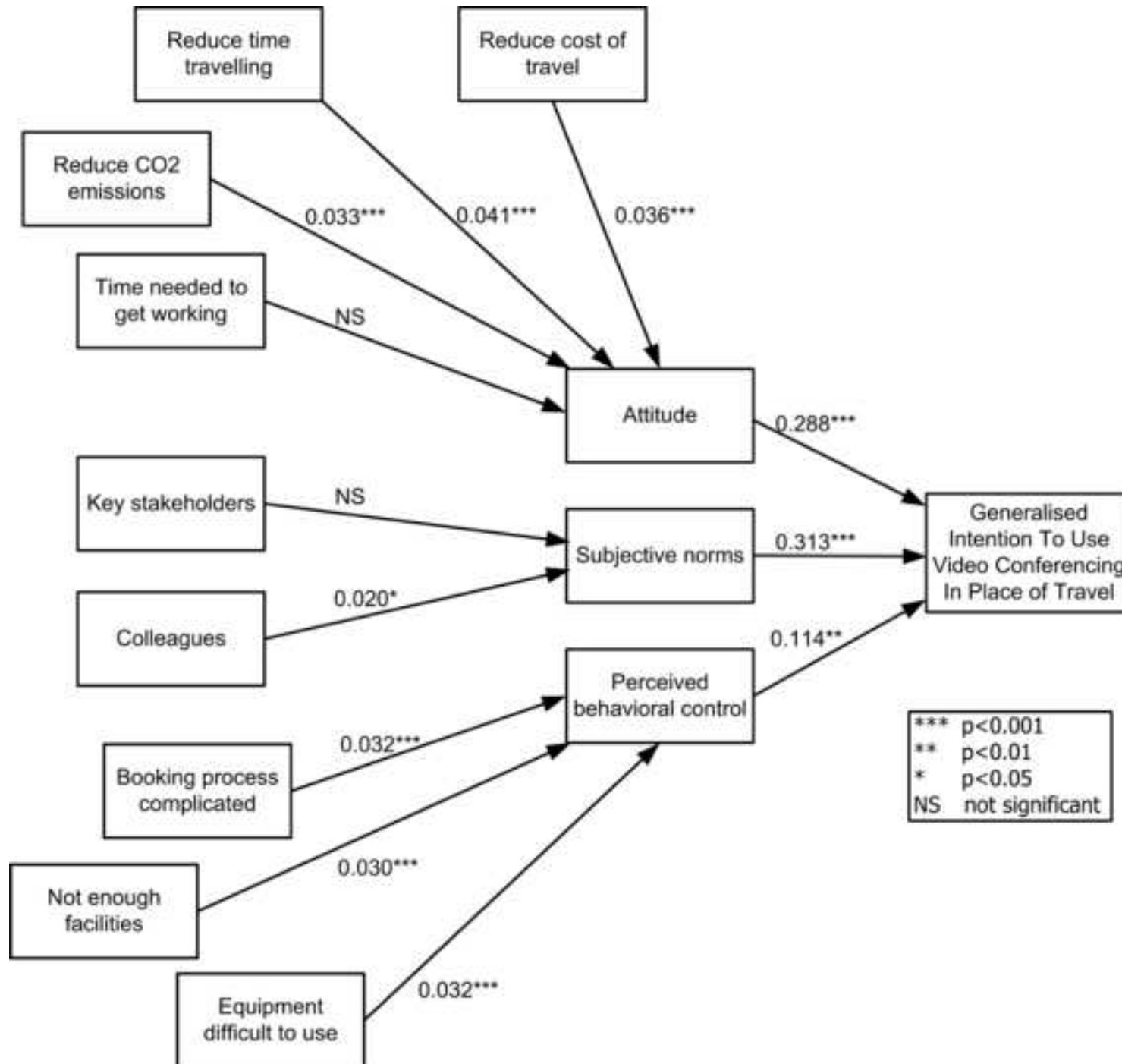


Figure 4: Path analysis: Recycling scale
[Click here to download high resolution image](#)

