

This is an author produced version of *Activation volumes in CoPtCr-SiO₂ perpendicular recording media*.

White Rose Research Online URL for this paper:
<http://eprints.whiterose.ac.uk/1824/>

Article:

Inaba, Y, Shimatsu, T, Muraoka, H et al. (2 more authors) (2005) Activation volumes in CoPtCr-SiO₂ perpendicular recording media. IEEE Transactions on Magnetics. pp. 3130-3132. ISSN 1941-0069

<https://doi.org/10.1109/TMAG.2005.854850>

Activation Volumes in CoPtCr-SiO₂ Perpendicular Recording Media

Y. Inaba¹, T. Shimatsu¹, H. Muraoka¹, *Member, IEEE*, J. D. Dutson², *Member, IEEE*, and K. O'Grady², *Senior Member, IEEE*

¹Research Institute of Electrical Communication, Tohoku University, Sendai 980-8577, Japan

²Physics Department, University of York, Heslington, York YO10 5DD, U.K.

CoPtCr-SiO₂ perpendicular recording media with varying levels of SiO₂ were examined by two different methods to determine the activation volume. The first is based on the sweep-rate dependence of the remanence coercivity using Sharrock's equation. The second is based on the measurement of the fluctuation field from time-dependence data, determined using a magneto-optical Kerr effect (MOKE) magnetometer. The values of V_{act} measured at the coercivity for both methods are almost the same, with the fluctuation field and activation volumes increasing with the SiO₂ content. The difference between V_{act} and the grain volume measured directly from bright-field TEM images decreases as the SiO₂ content increases due to the reduction of intergranular exchange coupling. The experimental results indicate that values of V_{act} obtained from single- and double-layered media are consistent. It was also found that the coercivity and normalized hysteresis loop slope at coercivity varied with SiO₂ content, with the coercivity peaking at 8 at% SiO₂ (nearly 26 vol% SiO₂).

Index Terms—Activation volume, CoPtCr-SiO₂, fluctuation field, magneto-optic Kerr effect (MOKE), perpendicular recording media, thermal activation.

I. INTRODUCTION

THE ACTIVATION volume V_{act} is the smallest unit of magnetization reversal, and the associated diameter D_{act} is of importance as it indicates the potential recording density of a medium. In this paper, V_{act} was measured by two methods for CoPtCr-SiO₂ media with varying levels of SiO₂. The first method is based on the sweep-rate dependence of the remanent coercivity using Sharrock's equation [1], [2], and the second is from the measurement of the fluctuation field [3] determined from time-dependence data measured using a highly stable magneto-optic Kerr effect (MOKE) magnetometer [4]. A comparison is made of the values of V_{act} obtained from the two techniques. The effect of soft magnetic under layers (SUL) on V_{act} was also studied.

II. SAMPLE PREPARATION

CoPtCr-SiO₂ media were deposited on 2.5 inch glass disks by cosputtering with Co₉₀Cr₁₀, Pt, and SiO₂ targets using a UHV-magnetron sputtering system [5]. The composition of CoPtCr was fixed at (Co₉₀Cr₁₀)₈₀Pt₂₀, and SiO₂ was added to this CoPtCr composition in varying amounts by controlling the deposition rate. The film thickness was fixed at 8 nm. Ru (20 nm) and Pt (10 nm) seed and preseed layers were used. No substrate heating was carried out during the deposition process. CoZrNb amorphous films (200 nm) were used for the soft underlayer.

III. RESULTS AND DISCUSSION

A. Magnetic Properties

Hysteresis loops were measured for all samples using a MOKE magnetometer and loops for single-layered media

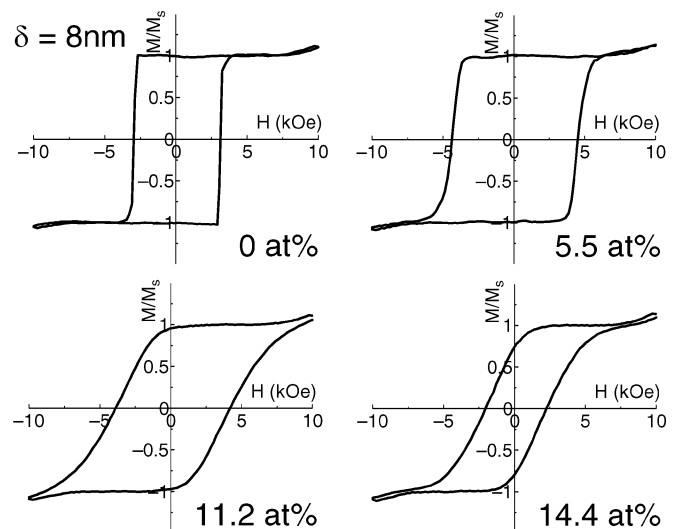


Fig. 1. Hysteresis loops of CoPtCr-SiO₂ single-layered media with various SiO₂ contents.

containing 0, 5.5, 11.2, and 14.4 at.% SiO₂ are shown in Fig. 1. To enable a comparison of the films to be made, values of the coercivity H_c and the normalized slope of the magnetization curve $\alpha_{MOKE} = d(M/M_s)/dH$, as a function of the SiO₂ content for both single- and double-layered media, are shown in Figs. 2 and 3.

The coercivity H_c of the films increased significantly as the SiO₂ content increased and was coincident with the reduction of α_{MOKE} , reaching a maximum at around ~ 8 at% SiO₂ (~ 26 vol% SiO₂). The initial increase in H_c is due to an enhancement of grain isolation on the addition of SiO₂ [5]. However, increasing the SiO₂ content above 8 at% reduced H_c significantly, although α_{MOKE} remained almost constant. There were no significant differences in the magnetic properties of single- and double-layered media.

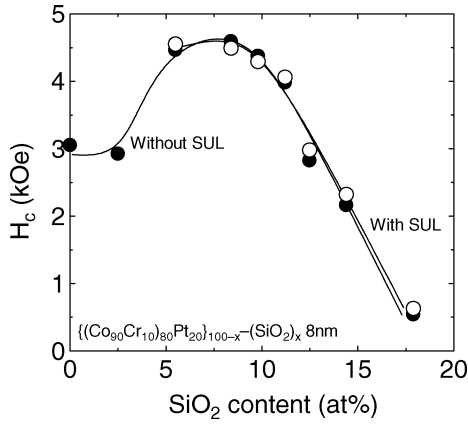


Fig. 2. Values of H_c as a function of SiO₂ content for CoPtCr-SiO₂ single- and double-layered media.

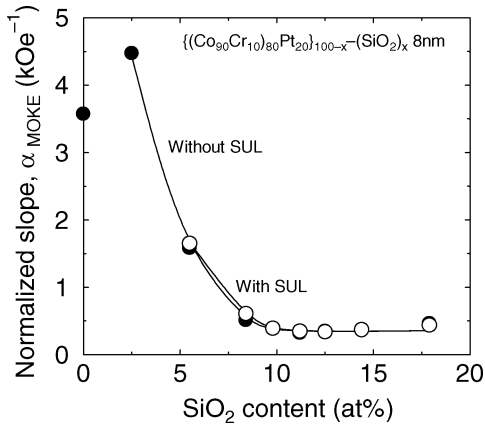


Fig. 3. Normalized slope of the hysteresis loop as a function of SiO₂ content for CoPtCr-SiO₂ single- and double-layered media.

Fig. 4 shows remanence curves for a CoPtCr-SiO₂ medium with 8.4at% SiO₂ measured at sweep rates of 10 Oe/sec using a VSM, and 10⁸ Oe/sec using a pulse field magnetometer. The magnetization curve measured at 10 Oe/sec is also shown in this figure. The remanent coercivity at $\sim 10^8$ Oe/s, H_r^P , is 5.95 kOe, which is larger than that at ~ 10 Oe/s, H_r , by about 1.8 kOe.

The values of $K_u V_{act}/kT$ were obtained by fitting the values of H_r^P and H_r to Sharrock's equation [1], [2] (K_u is the magnetic anisotropy, V_{act} the activation volume, k the Boltzmann constant and T the absolute temperature). Fig. 5 shows the values of $K_u V_{act}/kT$ of single-layered media as a function of the SiO₂ content. $K_u V_{act}/kT$ decreased monotonically as the SiO₂ content increased, mainly due to a reduction of the grain diameter D_{grain} [5]. This result indicates that the reduction in H_c on the addition of SiO₂ in excess of ~ 8 at% is mainly due to thermal agitation of magnetization.

B. Estimation of the Activation Volume

Fig. 6 shows the time dependence of magnetization in different applied fields for the 8.4 at% SiO₂ sample measured by the highly stable MOKE magnetometer [4]. The fluctuation

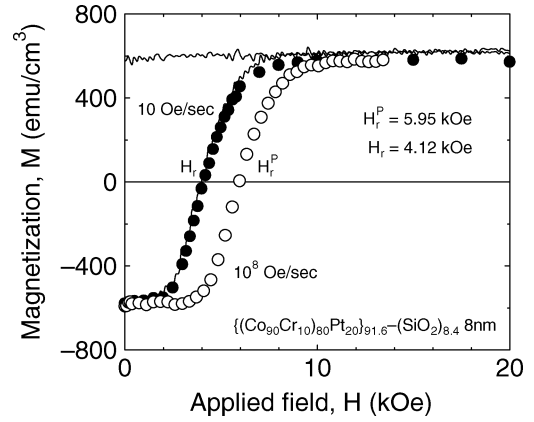


Fig. 4. Remanence curves at two different sweep rates for 8.4at% SiO₂ single-layered media.

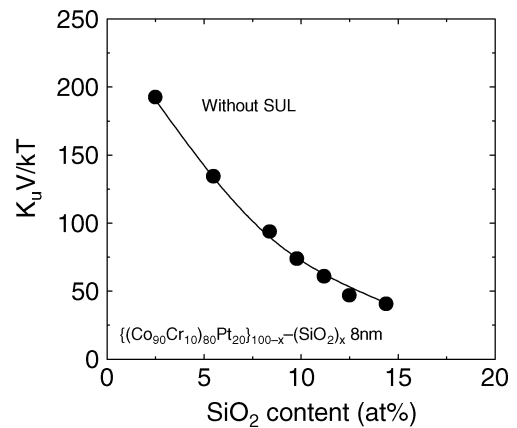


Fig. 5. Values of $K_u V_{act}/kT$ as a function of SiO₂ content for single-layered media.

field can be calculated from these results using the waiting time method [3] and (1)

$$H_f = \frac{\Delta H}{\ln(t_1/t_2)} \Big|_M \quad (1)$$

where ΔH is the difference in the applied field between two time-dependence measurements, and t_1 and t_2 are the times at which the data reaches a constant value of magnetization M . To reduce experimental error, a number of points are measured in preference to the two points described by (1). The fluctuation field is then determined from the gradient of the applied field versus the time to fall to the constant level of magnetization. The values of fluctuation field H_f , determined for each level of SiO₂ content for both double- and single-layered media, are shown in Fig. 7. H_f increased as the SiO₂ content increased, but there were no significant differences between single-layered media and media with an SUL.

From the fluctuation field, it is possible to determine the activation volume V_{act} , if the bulk saturation magnetization is known from (2) [6]

$$V_{act} = \frac{kT}{M_s H_f}. \quad (2)$$

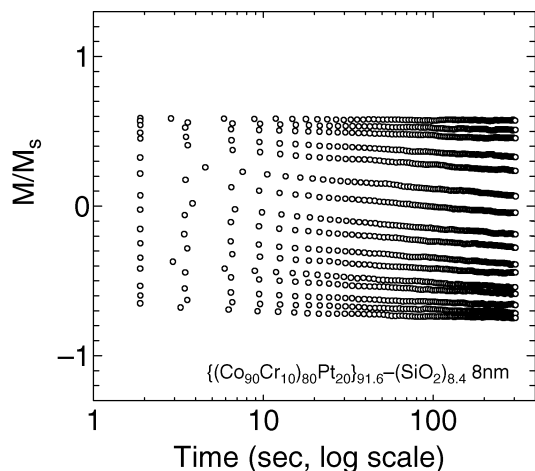


Fig. 6. Time-dependence data for single-layered media with 8.4 at% SiO₂ measured by MOKE.

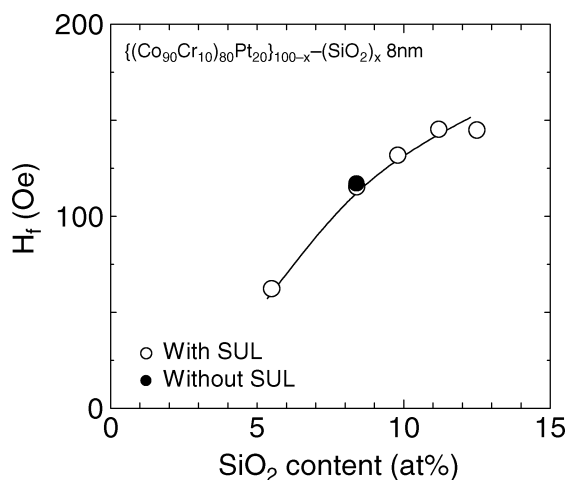


Fig. 7. Values of fluctuation field H_f as a function of SiO₂ content for CoPtCr-SiO₂ double- and single-layered media.

Values of V_{act} have been determined from both the fluctuation field and sweep-rate methods and are shown in Fig. 8. The values for single-layered media were calculated from the values of $K_u V/kT$ in Fig. 5 and K_u , measured by torque magnetometry. The values of grain volume V_{grain} , including the grain boundary thickness, have been obtained from TEM bright field images, and they are also plotted in the figure.

The values of V_{act} in both series of media decreased as the SiO₂ content increased. The reduction in V_{act} was in qualitative agreement with the reduction of V_{grain} on SiO₂ addition [5]. The values of V_{act} were larger than V_{grain} due to limited cooperative reversal. However, the difference between V_{act} and V_{grain} decreased as the SiO₂ content increased due to the reduction of intergranular exchange coupling [5].

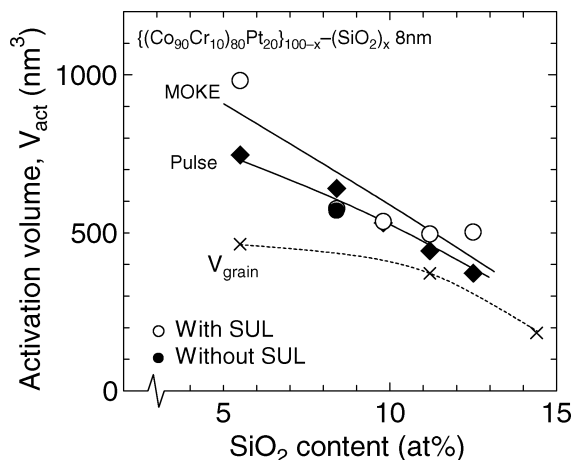


Fig. 8. Activation volume, for double- and single-layered media, as a function of SiO₂ content. The physical grain volume V_{grain} is also shown.

IV. CONCLUSION

There were no significant differences in the magnetic properties and V_{act} between single- and double-layered media. The value of V_{act} decreased as the SiO₂ content increased, which is consistent with a reduction in the average grain size. Furthermore, the difference between V_{act} and V_{grain} decreased as the SiO₂ content increased due to the reduction of intergranular coupling. The results for single- and double-layered media were almost the same, and we can use the V_{act} values obtained from single-layered media to predict the magnetic properties of double-layered media.

ACKNOWLEDGMENT

This work was supported in part by the IT program (RR2002) of MEXT and in part by SRC.

REFERENCES

- [1] P. J. Flanders and M. P. Sharrock, "An analysis of time-dependent magnetization and coercivity and of their relationship to print-through in recording tapes," *J. Appl. Phys.*, vol. 62, pp. 2918–2928, 1987.
- [2] M. P. Sharrock, "Time dependence of switching fields in magnetic recording media (invited)," *J. Appl. Phys.*, vol. 76, pp. 6413–6418, 1994.
- [3] M. El-Hilo, K. O'Grady, and R. W. Chantrell, "Fluctuation fields and reversal mechanisms in granular magnetic systems," *J. Magn. Magn. Mater.*, vol. 248, pp. 360–373, 2002.
- [4] J. D. Dutson, J. Wu, K. O'Grady, N. C. Woolsey, Y. Kubota, and C. L. Platt, "Time dependence in perpendicular media with a soft underlayer," *IEEE Trans. Magn.*, pt. 2, vol. 40, no. 4, pp. 2504–2506, Jul. 2004.
- [5] Y. Inaba, T. Shimatsu, T. Oikawa, H. Sato, H. Aoi, H. Muraoka, and Y. Nakamura, "Optimization of the SiO₂ content in CoPtCr-SiO₂ perpendicular recording media for high density recording," *IEEE Trans. Magn.*, pt. 2, vol. 40, no. 4, pp. 2486–2488, Jul. 2004.
- [6] E. P. Wohlfarth, "The coefficient of magnetic viscosity," *J. Phys. F: Met. Phys.*, vol. 14, pp. L155–159, 1984.

Manuscript received February 7, 2005.