

This is a repository copy of *Status of the Horizon 2020 EuPRAXIA conceptual design study*.

White Rose Research Online URL for this paper:

<https://eprints.whiterose.ac.uk/158719/>

Version: Published Version

Article:

Weikum, M. K., Akhter, T., Alesini, D. et al. (163 more authors) (2019) Status of the Horizon 2020 EuPRAXIA conceptual design study. *Journal of Physics: Conference Series*. 012059. ISSN 1742-6596

<https://doi.org/10.1088/1742-6596/1350/1/012059>

Reuse

This article is distributed under the terms of the Creative Commons Attribution (CC BY) licence. This licence allows you to distribute, remix, tweak, and build upon the work, even commercially, as long as you credit the authors for the original work. More information and the full terms of the licence here:

<https://creativecommons.org/licenses/>

Takedown

If you consider content in White Rose Research Online to be in breach of UK law, please notify us by emailing eprints@whiterose.ac.uk including the URL of the record and the reason for the withdrawal request.

PAPER • OPEN ACCESS

Status of the Horizon 2020 EuPRAXIA conceptual design study

To cite this article: M K Weikum *et al* 2019 *J. Phys.: Conf. Ser.* **1350** 012059

View the [article online](#) for updates and enhancements.



IOP | ebooks™

Bringing you innovative digital publishing with leading voices to create your essential collection of books in STEM research.

Start exploring the [collection](#) - download the first chapter of every title for free.

Status of the Horizon 2020 EuPRAXIA conceptual design study*

M K Weikum¹, T Akhter², D Alesini³, A S Alexandrova^{4,5}, M P Anania³, N E Andreev^{6,7}, I A Andriyash⁸, A Aschikhin¹, R W Assmann¹, T Audet⁹, A Bacci¹⁰, I F Barna¹¹, A Beaton^{4,12}, A Beck¹³, A Beluze¹⁴, A Bernhard¹⁵, S Bielawski¹⁶, F G Bisesto³, F Brandi¹⁷, R Brinkmann¹, E Bruendermann¹⁵, M Büscher¹⁸, M H Bussmann¹⁹, G Bussolino¹⁷, A Chance²⁰, M Chen²¹, E Chiadroni³, A Cianchi^{22,23}, J A Clarke^{4,24}, J Cole²⁵, M E Couprie²⁶, M Croia³, B Cros⁹, P A Crump²⁷, G Dattoli²⁸, A Del Dotto³, N Delerue²⁹, S De Nicola^{2,30}, J M Dias³¹, U Dorda¹, R Fedele^{2,32}, A Ferran Pousa^{1,33}, M Ferrario³, F Filippi³, G Fiore^{2,32}, R A Fonseca³¹, M Galimberti³⁴, A Gallo³, A Ghaith²⁶, D Giove¹⁰, A Giribono³, L A Gizzi^{17,35}, F J Grüner^{33,36}, A F Habib^{4,12}, C Haefner³⁷, T Heinemann^{1,4,12,33}, B Hidding^{4,12}, B J Holzer³⁸, S M Hooker^{39,40}, T Hosokai⁴¹, M Huebner²⁷, A Irman¹⁹, F J Jafarinia¹, D A Jaroszynski¹², C Joshi⁴², M Kaluza^{43,44}, M Kando⁴⁵, O S Karger³³, S Karsch⁴⁶, E Khazanov⁴⁷, D Khikhlikha⁴⁸, A Knetsch¹, D Kocon⁴⁸, P Koester¹⁷, O S Kononenko⁴⁹, G Korn⁴⁸, I Kostyukov⁴⁷, K O Kruchinin⁴⁸, L Labate^{17,35}, C Le Blanc¹⁴, C Lechner¹, W Leemans¹, A Lehrach¹⁸, X Li⁵⁰, V Libov³³, A Lifschitz⁴⁹, V Litvinenko^{51,52}, W Lu⁵³, O Lundh⁵⁴, A R Maier^{33,36}, V Malka⁸, G G Manahan¹², S P D Mangles²⁵, B Marchetti¹, A Martinez de la Ossa¹, J L Martins³¹, P D Mason³⁴, F Massimo¹³, F Mathieu¹⁴, G Maynard⁹, Z Mazzotta¹⁴, A Y Molodozhentsev⁴⁸, A Mostacci^{55,56}, A - S Mueller¹⁵, C D Murphy⁵⁷, Z Najmudin²⁵, P A P Nghiem²⁰, F Nguyen²⁸, P Niknejadi¹, J Osterhoff¹, D Oumbarek Espinos²⁶, D N Papadopoulos¹⁴, B Patrizi⁵⁸, V Petrillo^{10,59}, M A Pocsai^{11,60}, K Poder¹, R Pompili³, L Pribyl⁴⁸, D Pugacheva^{6,7}, P P Rajeev³⁴, S Romeo³, M Rossetti Conti⁵⁹, A R Rossi¹⁰, R Rossmannith¹, E Roussel¹⁶, A A Sahai²⁵, G Sarri⁶¹, L Schaper¹, P Scherkl^{4,12}, U Schramm¹⁹, C B Schroeder⁶², J Scifo³, L Serafini¹⁰, Z M Sheng^{12,21}, C Siders³⁷, L O Silva³¹, T Silva³¹, C Simon²⁰, U Sinha³¹, A Specka¹³, M J V Streeter²⁵, E N Svystun¹, D Symes³⁴, C Szwaj¹⁶, G E Tauscher¹, D Terzani^{2,32}, N Thompson^{4,24}, G Toci⁵⁸, P Tomassini¹⁷, R Torres^{4,5}, D Ullmann^{4,12}, C Vaccarezza³, M Vannini⁵⁸, J M Vieira³¹, F Villa³, C - G Wahlstrom⁵⁴, R Walczak^{39,40}, P A Walker¹, K Wang²⁹, C P Welsch^{4,5}, S M Wiggins^{4,12}, J Wolfenden^{4,5}, G Xia^{4,63}, M Yabashi⁶⁴, J Zhu¹ and A Zigler⁶⁵

¹ Deutsches Elektronensynchrotron - Hamburg, 22607 Hamburg, Germany

² INFN, Sezione di Napoli, 80126 Napoli, Italy

³ INFN, Laboratori Nazionali di Frascati, 00044 Frascati, Rome, Italy

⁴ Cockcroft Institute, Warrington WA4 4AD, UK

⁵ University of Liverpool, Liverpool L69 7ZE, UK

⁶ JIHT of RAS, Moscow, 125412, Russia

⁷ Moscow Institute of Physics and Technology, Dolgoprudny, 141701, Russia

* This work was supported by the European Union's Horizon 2020 Research and Innovation programme under grant agreement No. 653782.



- ⁸ Department of Physics of Complex Systems, Weizmann Institute of Science, Rehovot 7610001 Israel
- ⁹ LPGP, CNRS, Univ. Paris-Sud, Université Paris-Saclay, 91405 Orsay, France
- ¹⁰ INFN, Sezione di Milano, Milan, Italy
- ¹¹ Wigner Research Centre for Physics of the Hungarian Academy of Sciences, H-1121 Budapest, Hungary
- ¹² SUPA, Department of Physics, University of Strathclyde, Glasgow G4 0NG, UK
- ¹³ LLR, CNRS, École Polytechnique, Palaiseau and Université Paris Saclay, France
- ¹⁴ LULI, École Polytechnique, CNRS, CEA, UPMC, 91128 Palaiseau, France
- ¹⁵ Karlsruhe Institute of Technology, 76131 Karlsruhe, Germany
- ¹⁶ Université de Lille, CNRS, UMR 8523 - PhLAM, France
- ¹⁷ CNR Istituto Nazionale di Ottica, 56124 Pisa, Italy
- ¹⁸ Forschungszentrum Jülich, 52428 Jülich, Germany
- ¹⁹ Helmholtz-Zentrum Dresden-Rossendorf e.V., 01328 Dresden, Germany
- ²⁰ CEA, IRFU, DACM, Université Paris Saclay, F-91191 Gif-sur-Yvette, France
- ²¹ Shanghai Jiao Tong University, Shanghai 200240, P. R. China
- ²² University of Rome Tor Vergata, 00173 Rome, Italy
- ²³ INFN Sezione di Roma Tor Vergata, 00133 Rome, Italy
- ²⁴ STFC Daresbury Laboratory, Sci-Tech Daresbury, Warrington, U.K.
- ²⁵ John Adams Institute, Blackett Laboratory, Imperial College London, UK
- ²⁶ Synchrotron SOLEIL, Gif-sur-Yvette 91192, France
- ²⁷ Ferdinand-Braun-Institut, Leibniz-Institut für Höchstfrequenztechnik, Berlin, Germany
- ²⁸ ENEA, Centro Ricerche Frascati, 00044 Frascati, Rome, Italy
- ²⁹ LAL, CNRS/IN2P3 Univ. Paris Sud, Orsay, and Université Paris Saclay, France
- ³⁰ SPIN-CNR, Complesso Universitario di M.S. Angelo, 80126 Napoli, Italy
- ³¹ GoLP/Instituto de Plasmas e Fusão Nuclear, Instituto Superior Técnico, Universidade de Lisboa, Lisbon, Portugal
- ³² Università di Napoli “Federico II”, 80126 Napoli, Italy
- ³³ Universität Hamburg, 22761 Hamburg, Germany
- ³⁴ Central Laser Facility, RAL, Didcot, Oxfordshire OX11 0QX, UK
- ³⁵ INFN, Sezione di Pisa, Pisa, Italy
- ³⁶ Center for Free Electron Laser Science, 22607 Hamburg, Germany
- ³⁷ Advanced Photon Technologies, NIF & Photon Science Directorate, Lawrence Livermore National Laboratory, Livermore, CA 94550, USA
- ³⁸ CERN, 1211 Geneva 23, Switzerland
- ³⁹ John Adams Institute, Oxford University, UK
- ⁴⁰ University of Oxford, Oxford OX1 2JD, UK
- ⁴¹ Osaka University, Osaka Prefecture, 565-0871, Japan
- ⁴² University of California Los Angeles, Los Angeles, CA 90095, USA
- ⁴³ Helmholtz Institute Jena, 07743 Jena, Germany
- ⁴⁴ Institut für Optik und Quantenelektronik, 07743 Jena, Germany
- ⁴⁵ KPSI- QST, Kyoto 619-0215, Japan
- ⁴⁶ Ludwig-Maximilians-Universität München, 80802 Munich, Germany
- ⁴⁷ IAP RAS, Nizhnij Novgorod, 603950, Russia
- ⁴⁸ ELI-Beamlines, Dolni Brezany, Czech Republic
- ⁴⁹ LOA, ENSTA-CNRS-École Polytechnique UMR 7639, Palaiseau F-91761, France
- ⁵⁰ Deutsches Elektronensynchrotron – Zeuthen, 15738 Zeuthen, Germany
- ⁵¹ Brookhaven National Laboratory, Upton, NY 11973, USA
- ⁵² Stony Brook University, Stony Brook, NY 11794, USA
- ⁵³ Tsinghua University, Beijing, 100084, P. R. China
- ⁵⁴ Lund University, 221 00 Lund, Sweden
- ⁵⁵ Sapienza, University of Rome, 00161, Rome, Italy
- ⁵⁶ INFN Sezione di Roma 1, Rome, Italy
- ⁵⁷ Department of Physics, University of York, Heslington, YO10 5DD, UK
- ⁵⁸ CNR Istituto Nazionale di Ottica, I-50019 Sesto Fiorentino, Italy
- ⁵⁹ University of Milan, 20133, Milan, Italy

⁶⁰ University of Pécs, Institute of Physics, H-7624 Pécs, Hungary

⁶¹ School of Mathematics and Physics, The Queen's University of Belfast, Belfast, UK

⁶² Lawrence Berkeley National Laboratory, Berkeley, CA 94720, USA

⁶³ University of Manchester, Manchester M13 9PL, UK

⁶⁴ RIKEN SPring-8 Center, Hyogo, 679-5148, Japan

⁶⁵ Hebrew University of Jerusalem, Jerusalem, Israel

Corresponding author: maria.weikum@desy.de

Abstract. The Horizon 2020 project EuPRAXIA (European Plasma Research Accelerator with eXcellence In Applications) is producing a conceptual design report for a highly compact and cost-effective European facility with multi-GeV electron beams accelerated using plasmas. EuPRAXIA will be set up as a distributed Open Innovation platform with two construction sites, one with a focus on beam-driven plasma acceleration (PWFA) and another site with a focus on laser-driven plasma acceleration (LWFA). User areas at both sites will provide access to free-electron laser pilot experiments, positron generation and acceleration, compact radiation sources, and test beams for high-energy physics detector development. Support centres in four different countries will complement the pan-European implementation of this infrastructure.

1. Introduction

Since its first experimental successes more than a decade ago [1-3], plasma wakefield acceleration has in recent years drawn more and more interest in the accelerator community, as significant performance improvements and technological milestones were achieved [4-11]. Taking advantage of the extremely strong wakefields inside a plasma accelerator, these machines can accelerate electron beams created through internal injection or injected externally from another machine to hundreds of MeV up to several GeV over mm- to cm-lengths. With such a reduction in accelerating distance by up to three orders of magnitude compared to radiofrequency (RF)-based devices, plasma technology is very promising for miniaturizing accelerator-based machines, such as light sources, thus potentially opening up a multitude of new applications and fields of use. To advance the development of plasma accelerators towards applications and user readiness, the EuPRAXIA project [12] aims to tackle some of the field's most challenging technical and operational issues, including beam quality, machine reliability and operability as well as the currently very low repetition rate of plasma-based devices. With a team of 41 partners from 14 countries (as of November 2018 [13]), the project aims to develop a first plasma-accelerator-based user facility. It is foreseen as a distributed European demonstrator and Open Innovation platform dedicated to the research and development of accelerator concepts and applications of plasma wakefield acceleration. This paper provides a short summary of the general status of the project as well as the current considerations for the future EuPRAXIA infrastructure.

2. Project status and schedule

As part of the conceptual design, the main technical and scientific goals for the future EuPRAXIA machine have been defined. Their status can be summarized as follows:

- *Single- & multi-stage acceleration of electron beams to a final energy of 1-5 GeV:*

A broad range of plasma injection and acceleration mechanisms has been studied, assessed and down-selected, as described in detail in [14]. The expected final beam parameters found from start-to-end simulations of the accelerator are summarized in Table 1. As can be seen from Figure 1 for the critical parameters of electron beam slice energy spread and emittance, the specifications fulfil the goal of high beam quality approaching typical parameters of modern, RF-based free-electron lasers (FELs). Additionally, various more practical issues have been considered for the machine design. Emphasis has been placed on topics specific to plasma acceleration, such as the synchronization between drive laser and externally injected witness beams, laser in- and outcoupling as well as electron beam dechirping.

Conceptual solutions for these have been developed and will be tested and optimized in the coming technical design phase [15-18].

Table 1: Expected machine performance based on start-to-end simulations of the conceptual design.

Parameter	Baseline
Energy [GeV]	1.0 – 5.5
Charge [pC]	20 – 35
Bunch length [fs]	4 – 12
Energy spread [%]	0.1 – 1.1
Slice energy spread [%]	0.02 – 0.15
Norm. transverse emittance [mm mrad]	0.35 – 1.50
Norm. slice emittance [mm mrad]	0.10 – 1.20

Specific acceleration scheme results described in [14]

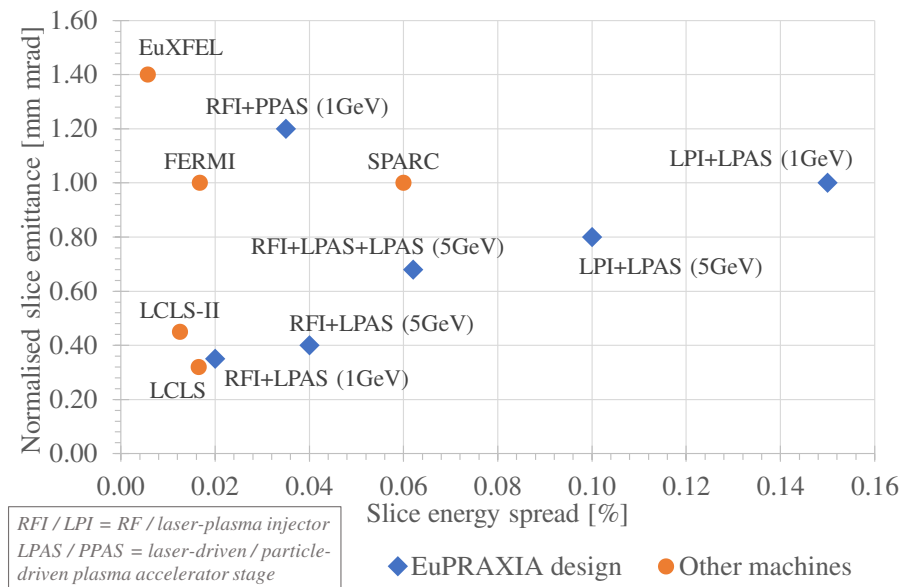


Figure 1: Comparison of electron beam parameters expected for different EuPRAXIA setups with the design and measured performance of several RF-based free-electron laser facilities [19-24].

- Design of a highly compact machine layout:

As discussed in [25], the current machine design is estimated to have a maximum length of around 175 m, including acceleration to 5 GeV and an FEL beamline. This demonstrates a reduction in size by a factor of approximately four compared to equivalent, conventional machines [26]. A focus has been put on developing transport lines and diagnostics suitable for a compact machine based on plasma technology. In both cases, a risk-mitigated strategy was chosen by combining conventional, well-tested techniques with larger footprints (such as quadrupole-based focusing and emittance scans) with novel, more compact methods better suited to plasma-accelerated beam characteristics (such as plasma lenses and single-shot betatron / transition radiation diagnostics) [27-30]. Through a stepwise replacement of the more sizable components together with other measures, a further miniaturization of the machine towards a factor of 10 and beyond throughout its lifetime is intended.

- Development & construction of a new generation of high-power, short-pulse laser systems:

The current facility layout foresees three new laser systems with sub-PW to PW peak power to be developed as plasma wake drivers (see [31] for details). The design is focused on high stability and a high repetition rate of 20-100 Hz with ambitions to explore the kHz regime as a possible future development [32, 33]. Such a move to higher repetition rates will not only make plasma accelerators more competitive with RF-based machines, but also allow the implementation of more complex feedback mechanisms thus improving the overall pulse-to-pulse stability.

- Development & construction of a new compact beam driver based on X-band RF technology:

A design for an X-band linac with energies up to 0.5-1 GeV for EuPRAXIA's beam-driven plasma acceleration site has been devised [34]. It will provide both the drive and witness beams for the PWFA stages of the beamline using a compact, high-acceleration gradient RF setup.

- Design of several distributed and versatile user areas for a broad range of applications:

The most promising exemplary applications have been identified [35-37] and, based on these, beamlines as well as user areas are being designed. With the concept of massive parallelization of user lines in mind as a key advantage of LWFA, the baseline foresees plasma FELs, high- and low-energy positron sources for high-energy physics and material science applications, compact test beams for particle physics detector design as well as X-ray & γ -ray sources for imaging and other uses. Some of the main advantages intrinsic to plasma acceleration in this context are the naturally short pulse lengths of few fs, μm -scale source sizes as well as the high synchronization level between particle and laser beams suitable for pump-probe experiments.

Following a full conceptual design based on these different aspects to be presented in October 2019, a six-year technical design phase for prototyping and R&D is foreseen, as shown in Figure 2. An implementation of the EuPRAXIA infrastructure could then be envisaged within a 10-year time frame, subject to funding and based on a phased implementation approach.

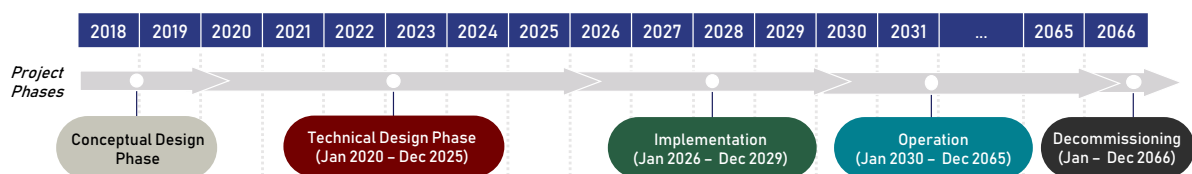


Figure 2: Preliminary EuPRAXIA schedule and project phases.

3. An Open Innovation platform

The future EuPRAXIA platform is designed as a distributed research infrastructure across six countries, with two construction sites and four support centres distributed in several European countries [25]. The facility's two construction sites are dedicated to user operation, each exhibiting 2-3 beamlines generating high-quality electron bunches and secondary photon & particle beams. For the four support sites the focus lies on internal R&D. Based on existing infrastructures, they will be set up to prototype and mature the new technologies designed for EuPRAXIA. They will also act as continuous test beds for future developments and components, as the user machine sites implement upgrades throughout their operational phase.

Considering both the future potential of plasma acceleration to open up new applications and markets as a complementary technology to RF machines, and the vision of EuPRAXIA as a facilitating platform in this development, a facility model based on Open Innovation is considered a very suitable strategy. Figure 3 summarizes what EuPRAXIA's Open Innovation model could effectively look like. Beyond a strong exchange of expertise within EuPRAXIA, its interactions with external partners and users – here defined as three main groups [35] – are essential. EuPRAXIA could bring together these types of users traditionally at different points along a product development chain, from students as future researchers

to co-developers to beam / end users of the same technology. Thus, a unique environment could be created where knowledge, perspectives and interests can be exchanged through direct means, such as user workshops, and more indirect ones, such as the shared use of beamlines and facilities. The involvement of industry as users, co-developers and suppliers would play an essential role in this context as a more direct path for the science at EuPRAXIA to reach innovation and commercialization.

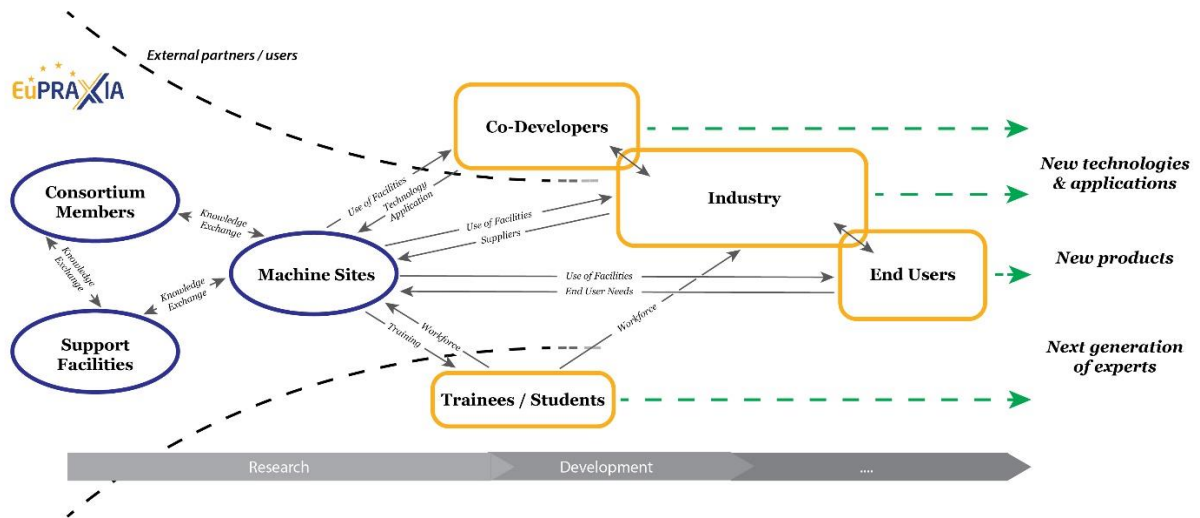


Figure 3: Overview diagram of a possible Open Innovation model for EuPRAXIA.

4. Summary

In conclusion, the key technical and scientific goals of EuPRAXIA have been developed with the conceptual results showing clear R&D strategies and problem-solving approaches. The EuPRAXIA facility concept foresees a distributed infrastructure of two construction and four support sites across Europe. It is proposed to adopt an Open Innovation framework with a conscious user definition and strong industry involvement as a most effective long-term path towards advancing plasma accelerator technology from user readiness to novel applications and markets. A more detailed and completed version of the EuPRAXIA machine and facility design will be published in October 2019 in the form of a conceptual design report.

References

- [1] Mangles S P D *et al.* 2004 Monoenergetic beams of relativistic electrons from intense laser-plasma interactions *Nature* **431** 535
- [2] Geddes C G R *et al.* 2004 High-quality electron beams from a laser wakefield accelerator using plasma-channel guiding *Nature* **431** 538
- [3] Faure J *et al.* 2004 A laser-plasma accelerator producing monoenergetic electron beams *Nature* **431** 541
- [4] Gonsalves A J *et al.* 2019 Petawatt laser guiding and electron beam acceleration to 8 GeV in a laser-heated capillary discharge waveguide *Phys. Rev. Lett.* **122** 084801
- [5] Blumenfeld I *et al.* 2007 Energy doubling of 42 GeV electrons in a metre-scale plasma wakefield accelerator *Nature* **445** 741–44
- [6] Steinke S *et al.* 2016 Staging of laser-plasma accelerators *Phys. Plasmas* **23** 056705
- [7] Schlenvoigt H-P *et al.* 2008 A compact synchrotron radiation source driven by a laser-plasma wakefield accelerator *Nature Phys.* **4** 130–33
- [8] Fuchs M *et al.* 2009 Laser-driven soft-X-ray undulator source *Nature Phys.* **5** 826–29
- [9] Anania M P *et al.* 2014 An ultrashort pulse ultraviolet radiation undulator source driven by a laser plasma wakefield accelerator *Appl. Phys. Lett.* **104** 264102

- [10] Delbos N *et al.* 2018 LUX – a laser-plasma driven undulator beamline *Nucl. Instrum. Methods Phys. Res. A* **909** 318– 22
- [11] Brinkmann R *et al.* 2017 Chirp mitigation of plasma-accelerated beams by a modulated plasma density *Phys. Rev. Lett.* **118** 214801
- [12] Walker P A *et al.* 2017 Horizon 2020 EuPRAXIA design study *IOP Conf. Series: Journal of Physics: Conf. Series* **874** 012029
- [13] EuPRAXIA www.eupraxia-project.eu/participants.html
- [14] Nghiem P A P *et al.* 2019 EuPRAXIA, a step toward a plasma-wakefield based accelerator with high quality beam *Proc. 10th Int. Particle Accelerator Conf. IPAC'19 (Melbourne, Australia)* WEZZPLS2
- [15] Ferran Pousa A, Assmann R, Brinkmann R and Martinez de la Ossa A 2017 External injection into a laser-driven plasma accelerator with sub-femtosecond timing jitter *IOP Conf. Series: Journal of Physics: Conf. Series* **874** 012032
- [16] Manahan G G *et al.* 2017 Single-stage plasma-based correlated energy spread compensation for ultrahigh 6D brightness electron beams *Nature Comm.* **8** 15705
- [17] Ferran Pousa A, Martinez de la Ossa A, Brinkmann R and Assmann R W 2018 Correlated energy spread compensation in multi-stage plasma-based accelerators *Preprint* arXiv:1811.07757v1 [physics.acc-ph]
- [18] Niknejadi P *et al.* 2019 FLASHforward findings for the EuPRAXIA design study and the next-generation of compact accelerator facilities *Proc. 10th Int. Particle Accelerator Conf. IPAC'19 (Melbourne, Australia)* THPGW019
- [19] Brachmann A 2017 LCLS Parameters – Update December 2017 *SLAC National Accelerator Laboratory (Menlo Park, USA)* https://portal.slac.stanford.edu/sites/lclscore_public/Accelerator_Physics_Published_Documents/LCLS-parameters-3-22-17.pdf
- [20] Arthur J *et al.* 2002 Linac Coherent Light Source (LCLS) Conceptual Design Report *SLAC National Accelerator Laboratory (Menlo Park, USA)* Rep. SLAC-R-593
- [21] Altarelli M *et al.* 2007 The European X-Ray Free-Electron Laser - Technical design report *DESY (Hamburg, Germany)* Rep. DESY 2006-097
- [22] Elettra and FERMI lightsources <https://www.elettra.trieste.it/lightsources/fermi/fermi-machine/machineparameter.html>
- [23] INFN - Laboratori Nazionali di Frascati <https://www.lnf.infn.it/acceleratori/sparc/parameters.html>
- [24] Raubenheimer T Sep 2016 LCLS-II-HE FEL Facility Overview *Workshop on Scientific Opportunities for Ultrafast Hard X-rays at High Rep. Rate (Menlo Park, USA)* https://portal.slac.stanford.edu/sites/conf_public/lclsiihe2016/Documents/160926%20LCLS-II-HE%20Raubenheimer.pdf
- [25] Walker P A *et al.* 2019 Layout considerations for a European plasma research accelerator infrastructure (EuPRAXIA) *Proc. 10th Int. Particle Accelerator Conf. IPAC'19 (Melbourne, Australia)* THPGW025
- [26] Ganter R *et al.* 2012 Swiss FEL Conceptual Design Report *Paul Scherrer Institut (Villigen, Switzerland)* PSI Rep. No. 10-04
- [27] Pompili R *et al.* 2018 Compact and tunable focusing device for plasma wakefield acceleration *Rev. Sci. Instrum.* **89** 033302
- [28] Cianchi A *et al.* 2018 Conceptual design of electron beam diagnostics for high brightness plasma accelerator *Nucl. Instrum. Methods Phys. Res. A* **909** 350– 54
- [29] Cianchi A *et al.* 2018 Frontiers of beam diagnostics in plasma accelerators: Measuring the ultra-fast and ultra-cold *Phys. Plasmas* **25** 056704
- [30] Marteau F *et al.* 2017 Variable high gradient permanent magnet quadrupole (QUAPEVA) *Appl. Phys. Lett.* **111** 253503

- [31] Gizzi L A, Labate L, Vannini M, Mazzotta Z, Toci G and Mathieu M 2019 Lasers for Novel Accelerators *Proc. 10th Int. Particle Accelerator Conf. IPAC'19 (Melbourne, Australia)* FRYPLM2
- [32] Gizzi L A *et al.* 2018 A viable laser driver for a user plasma accelerator *Nucl. Instrum. Methods Phys. Res. A* **909** 58– 66
- [33] Platz R, Eppich B, Rieprich J, Pittroff W, Erbert G and Crump P 2016 High duty cycle, highly efficient fiber coupled 940-nm pump module for high-energy solid-state lasers *High Power Laser Science and Engineering* **4** E3
- [34] Ferrario M *et al.* 2018 EUPRAXIA@SPARC_LAB design study towards a compact FEL facility at LNF *Nucl. Instrum. Methods Phys. Res. A* **909** 134– 138
- [35] Weikum M K *et al.* 2018 EuPRAXIA - a compact, cost-efficient particle and radiation source *Proc. CAARI'18 (Grapevine, USA)* to be published
- [36] André T *et al.* 2018 Control of laser plasma accelerated electrons for light sources *Nature Comm.* **9** 1334
- [37] Couprie M E *et al.* 2016 An application of laser plasma acceleration: towards a free electron laser amplification *Plasma Phys. Contr. F.* **58**(3) 034020