

This is a repository copy of *Value-driven Manufacturing Planning using Cloud-based Evolutionary Optimisation*.

White Rose Research Online URL for this paper:  
<http://eprints.whiterose.ac.uk/145712/>

Version: Accepted Version

---

### **Book Section:**

Zhao, Shuai, Dziurzanski, Piotr [orcid.org/0000-0001-9542-652X](https://orcid.org/0000-0001-9542-652X) and Soares Indrusiak, Leandro [orcid.org/0000-0002-9938-2920](https://orcid.org/0000-0002-9938-2920) (Accepted: 2019) Value-driven Manufacturing Planning using Cloud-based Evolutionary Optimisation. In: 10th International Conference on Manufacturing Science and Technology. . (In Press)

---

### **Reuse**

Items deposited in White Rose Research Online are protected by copyright, with all rights reserved unless indicated otherwise. They may be downloaded and/or printed for private study, or other acts as permitted by national copyright laws. The publisher or other rights holders may allow further reproduction and re-use of the full text version. This is indicated by the licence information on the White Rose Research Online record for the item.

### **Takedown**

If you consider content in White Rose Research Online to be in breach of UK law, please notify us by emailing [eprints@whiterose.ac.uk](mailto:eprints@whiterose.ac.uk) including the URL of the record and the reason for the withdrawal request.

# Value-driven Manufacturing Planning using Cloud-based Evolutionary Optimisation

Shuai Zhao, Piotr Dziurzynski, Leandro Soares Indrusiak

Real-Time Systems Group, Department of Computer Science, University of York, United Kingdom

[shuai.zhao, piotr.dziurzynski, leandro.indrusiak]@york.ac.uk

**Keywords:** cloud computing, evolutionary algorithms, value-based scheduling

**Abstract.** This paper considers manufacturing planning and scheduling of manufacturing orders whose value decreases over time. The value decrease is modelled with a so-called value curve. Two genetic-algorithm-based methods for multi-objective optimisation has been proposed, implemented and deployed to a cloud. The first proposed method allocates and schedules manufacturing of all the ordered elements optimising both the makespan and the total value, whereas the second method selects only the profitable orders for manufacturing. The proposed evolutionary optimisation has been performed for a set of real-world-inspired manufacturing orders. Both the methods yield a similar total value, but the latter method leads to a shorter makespan.

## Introduction

Manufacturing process planning and scheduling are widely studied subjects [1], but the new reality brought by highly dynamic scenarios proposed under the Industry 4.0 concept requires a different approach. The common approaches based on simplified models of fairly static industrial configurations, such as the classic Job-shop Scheduling Problem (JSP) and its many extensions, do not match well the type and scale of scenarios found in modern manufacturing plants. Realistic production planning needs to be able to cope with multiple objectives, changing plant conditions, changing production costs and a wide range of potential customer needs.

Meta-heuristics have been used successfully to address more realistic planning and scheduling problems, and among them evolutionary algorithms are particularly well suited to address such problems [2]. Specifically, evolutionary optimisation is the application of an evolutionary algorithm to iteratively uncover improved solutions to an optimisation problem. It is heuristic in nature, meaning that there is no guarantee that it will ever find an optimal solution, or that it will identify a solution as optimal if it is found. Nonetheless, given enough resources it can find a sufficiently fit solution that can be acceptable despite being suboptimal. In this paper, we propose a novel approach to allocate resources to an evolutionary optimization engine for the commodities whose value decreases over time. This approach is applicable to the situations when a price that a customer is willing to pay for the manufactured commodity decreases based on the manufacturing ending time.

Traditionally, search-based manufacturing optimisation has been performed guided by a simulator to evaluate the value of found solutions [3, 4]. Yet such simulation-based optimisers are notorious for long response times when compared to analytical models [5]. In contrast, analytical techniques are usually computed quicker thanks to the application of explicit mathematical formulas and numerical computation methods [1]. Simulation-based evaluators are usually customised for particular use-cases and are difficult to be applied to other scenarios [6]. Despite these drawbacks, analytical techniques are still rather rarely applied to performance evaluation during the manufacturing optimisation. This is very different to other application domains, such as complex computing systems, where analytical methods are applied broadly [7]. Nevertheless, several analytical alternatives has been proposed for manufacturing domain. For example, in [8] a simplistic 3-step fitness function evaluation algorithm has

been proposed. Although that paper has not considered such features as multi-modal resource behaviour or multi-objective optimisation, its authors addressed these features as future work.

The algebraic formalism named Interval Algebra has been originally introduced for computer-system resource scheduling in [2]. This algebra has been extended to express the entities and relations found in smart factories in [9]. In this paper, this formalism is also applied, but in contrast to the previous works, the value gained from a task execution changes over time, as specified with a so-called value curve, described in the following section.

## Problem Specification

In this paper, our objective is to investigate an evolutionary optimisation that is able to cope with the arrival of multiple orders for production processes submitted by potentially different customers. Each one of those production processes is composed of a number of dependent jobs, each of which can be realised in at least one of the machines available in the manufacturing plan. There are different types of machines in a plant and each job can only be executed by a subset of machines in a plant, possibly of various types. Each machine can operate in one of a set of modes, each mode differing in processing time and economic costs. Some machines cannot be used at the same time. Certain sequences of two jobs, scheduled to be processed subsequently by the same machine, can require a time gap of a certain length between them (corresponding to e.g. cleaning the machine in a physical plant).

To capture the dynamic nature of Industry 4.0 scenarios, we assume that orders do not have a fixed deadline or a fixed cost to the customer. Instead, we assume that each customer can declare how much valuable it is for them if their order is manufactured by a specific point in time. The value  $V$  stemming from the manufactured commodities to an end user can therefore be plotted as a value curve  $VC(t)$ , such as the one depicted in Fig. 1. Typically the value is non-increasing, starts with the largest possible value  $V_{\max}$  when the manufacturing order arrives at time  $AT$ . The value remains fixed up to a certain point  $D$ , when it starts to change nonincreasingly, for example following a linear trend. The value reaches zero at time point  $Z$ , when the delivery is no longer valueable to the customer. Penalties for missing deliveries can also be modelled by curves where the value becomes negative over time. In the figure, the order is finished at time  $ET$ , so its value to the customer equals  $VC(ET)$ .

Given a set of orders and the state of the production plant, the goal of the presented evolutionary optimisation is to obtain a production plan and schedule that is able to maximise the overall value obtained by the submitted orders and to minimise the total manufacturing time (makespan).

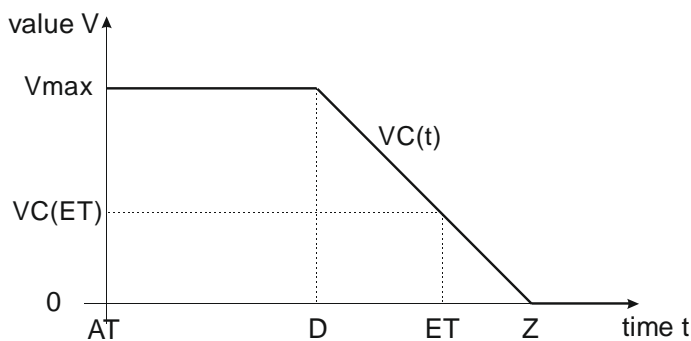


Figure 1. An example value curve of a manufacturing order

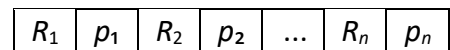


Figure 2. Genes in a chromosome for manufacturing processes

## Proposed Approach

The key capability of the proposed approach is the ability to respond to dynamic reconfiguration requests. Functionally, the optimiser takes as input an instantaneous description of the manufacturing process and outputs a process plan and schedule. The proposed plan and schedule are high quality, as determined by the fitness function based on Interval Algebra [2]. The job allocation and scheduling is performed by a state-of-the-art multi-objective optimisation genetic algorithm named MOEA/D [10].

In genetic algorithms, candidate solutions are treated as individuals. During the optimisation process, these individuals are evolved in a series of generations, using a set of bio-inspired operations, such as selection, cross-over and mutation. In the considered problem each gene assumes a value from a certain, predefined domain, such as machines identifiers, mode identifier or a priority selected for a particular job. Hence, the so-called value encoding of chromosomes can be applied. There is one to one correspondence between a job and the target machine and mode. The role of the optimiser is to allocate the jobs to resources & modes and schedule them in time. The encoding has hence to embrace both the spatial and temporal scheduling. Consequently, in the proposed encoding a chromosome contains genes of two types, as shown in Fig. 2. For  $n$  jobs that need to be scheduled, the number of genes is thus equal to  $2n$ . The odd  $n$  genes indicate the target resource (R) and its mode, whereas the remaining  $n$  genes specify the priority (p), which influences the ordering of the manufacturing process: the ready jobs of with a higher priority are manufactured earlier. Such chromosome is then forwarded to a fitness function, where the value gained from each job is evaluated using Interval Algebra [2]. The optimisation ends after reaching a predefined number of generations.

Two versions of the optimiser are proposed. In the first one, named MO Standard, all ordered elements must be manufactured, regardless of whether manufacturing of a certain element is profitable (i.e., leads to a non-zero value) or not. In the second versions, named MO with selection, only the profitable elements are manufactured. The evaluation and comparison of these two versions are presented in the following section.

The optimiser is available as a Docker container. Hence it can be deployed in a cluster with the Kubernetes container-orchestration system, which is available in all major cloud facilities, including AWS, Azure, CloudStack, GCE, OpenStack, OVirt, Photon, VSphere, IBM Cloud Kubernetes Service, as well as can be installed locally. It results in not only the full flexibility in selecting the data centre for deployment, but also benefits from numerous cloud-computing features, such as load balancing or autoscaling. It means that the number of optimiser containers can be dynamically changed to answer the current users' requirements. This feature is possible due to the fact that the optimiser containers are designed to be stateless, i.e., they do not store any session-related data that shall be persistent. Such a distributed, container-based architecture of the proposed solution is in line with the state-of-the-art software design and deployment.

## Experiments

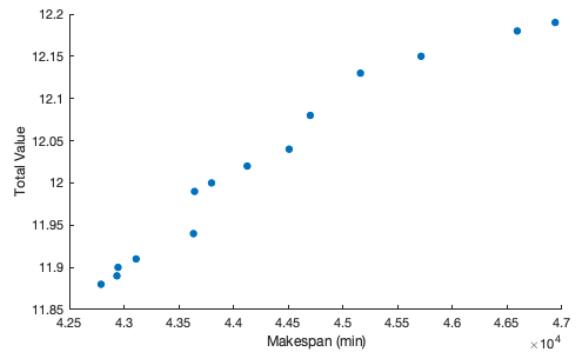
In this section, a real-world manufacturing scenario is used that demonstrates job allocation and scheduling via a multi-objective optimisation process. The manufacturing of each ordered element can be produced by a set of machines with various working modes. Table 1 gives an example of available manufacturing ways for one ordered element, where each machine with a working model yield to a unique execution time for production of the given element. The optimisation has been performed for two objectives: makespan (lower is better) and total value (higher is better). In the experiment scenario, 14 assorted elements have been ordered for manufacturing. The population size has been set to 300 individuals and the number of generations has been limited to 500. An example Pareto front approximation obtained after 500 generations is presented in Fig. 3. Although the two considered objectives do not explicitly contradict each other, the optimisation returned a set of non-dominated solutions, where a higher makespan often yielded to a better total value.

In the next experiment, 200 example orders for manufacturing 7 to 16 elements (10 orders for each) have been analysed. Fig. 4 presents the optimisation results for both the objectives for these orders for the MO Standard approach. As shown in this figure, both the makespan and the total value follow an increasing trend, but the total value grows slower. The reason for it is the total value depends heavily on the manufacturing ending time. As some elements have to wait for their manufacturing, their value can be lower than the maximal value, or even equal to 0. This observation may lead to the conclusion that manufacturing fewer numbers of elements can be similarly beneficial, but the makespan can be lower. This hypothesis has been evaluated experimentally and the results are presented in Table 2 for

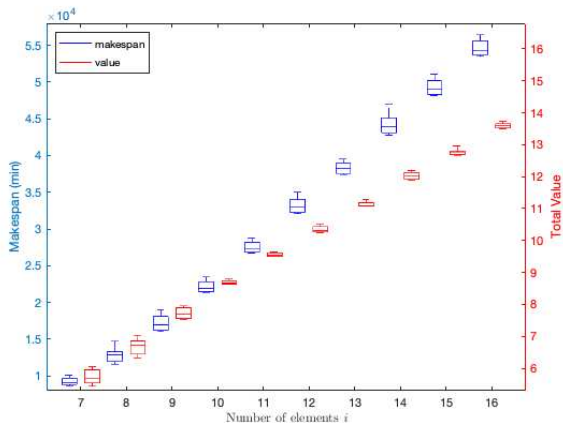
various values of Z and D points of value curves for example orders of assorted sizes. In general, MO with selection has led to similar values than MO standard (the superiority of the former has been lower than 1%), but its makespan has been, in total, 37% shorter than the one obtained with MO standard. This significant difference has been caused by the rejection of the 20% of elements to be manufactured as being unprofitable. Similar relations between these two methods have been observed for all the scenarios. Fig. 5 presents box plots for makespans for all considered 200 example orders. Again, the obtained values in both the cases have been similar, but the difference of the number of manufactured elements and hence the makespan has been significant.

**Table 1. An example configuration of an ordered element**

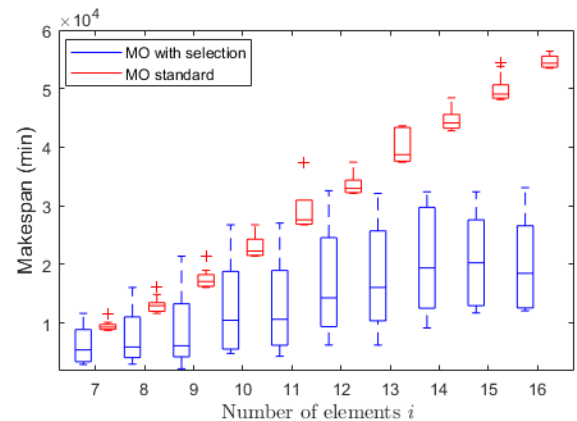
Element	Machine Number	Working Mode	Execution Time
E1	M1	economy	2833.5
		standard	2956.2
		performance	3042.1
		competitive	3174.1
	M2	economy	2033.5
		standard	2156.2
		performance	2242.1
	M3	competitive	2674.1
		economy	1256.2
		standard	1633.5
	performance	1842.1	
	competitive	1974.1	



**Figure 3. Pareto front of an example 14-element order optimisation**



**Figure 4. Makespan and the total value of analysed 200 example orders for the MO standard method**



**Figure 5. Makespan of 200 example orders for the two analysed optimisation methods**

**Table 2. Comparison between MO Standard and MO with selection for various value curve shapes**

D	Z	MO with selection			MO standard			D	Z	MO with selection			MO standard		
		Value	Make-span	Elements produced	Value	Make-span	Elements produced			Value	Make-span	Elements produced	Value	Make-span	Elements produced
5000	10000	5.57	6147	6	4.86	48781	14	25000	30000	10.65	26740	11	10.65	43634	14
5000	15000	6.31	12797	8	6.15	47042	14	25000	35000	11.12	32090	12	11.12	43634	14
5000	20000	6.99	16040	9	6.95	47586	14	25000	40000	11.58	37440	13	11.53	43634	14
10000	15000	7.47	11982	8	7.45	51221	14	30000	35000	11.58	32090	12	11.58	43634	14
10000	20000	8.13	16040	9	8.11	47586	14	30000	40000	12.05	37440	13	11.96	43390	14
10000	25000	8.63	21545	10	8.61	43575	14	30000	45000	12.36	37440	13	12.41	43390	14
15000	20000	8.79	16040	9	8.79	45159	14	35000	40000	12.51	37440	13	12.42	43390	14
15000	25000	9.24	21545	10	9.26	47937	14	35000	45000	12.76	37440	13	12.78	43390	14
15000	30000	9.72	26740	11	9.71	47937	14	35000	50000	13.06	45352	14	13.05	43390	14
20000	25000	9.69	21545	10	9.72	43634	14	40000	45000	13.02	37440	13	13.02	43380	14
20000	30000	10.19	26740	11	10.19	43634	14	40000	50000	13.46	45352	14	13.46	43380	14
20000	35000	10.65	32090	12	10.65	43634	14	40000	55000	13.78	45352	14	13.77	43380	14

From the experiments it may be concluded that both the proposed optimisation techniques are similar in terms of the obtained value, but considering the total makespan, MO with selection is significantly better.

## Conclusions

In this paper, two Genetic-Algorithm-based methods have been presented for multi-objective optimisation of integrated process planning and scheduling of manufacturing orders whose value decreases over time. The first of the proposed methods allocates and schedules all the ordered elements so that the makespan and the total value are optimised. The second method selects only these orders whose manufacturing is assessed as being profitable. Both approaches have been experimentally evaluated. The quality of both methods in terms of the obtained total value is similar, but the latter method produces fewer ordered elements and hence the plans generated by this method have shorter makespan. The second method can be then concluded to dominate the first one and, as such, should be used for real-world cases similar to the one described in the paper. In future, we plan to extend our approaches to deal with any weakly decreasing value curves and even non-monotonic value curves.

## References

- [1] R. Briesemeister and A. Novaes: Comparing an approximate queuing approach with simulation for the solution of a cross-docking problem. *J. of Applied Mathematics*, vol. 2017 (2017), p. 11.
- [2] L. S. Indrusiak and P. Dziurzanski: An interval algebra for multi-processor resource allocation. *Int. Conf. on Embedded Computer Systems: Architectures, Modeling, and Simulation (SAMOS)* (2015), pp. 165–172.
- [3] D. Ivanov: Operations and supply chain simulation with AnyLogic: Decision-oriented introductory notes for master students. *Berlin School of Economics and Law* (preprint) (2017).
- [4] R.Liu, X.Xie, K.Yu, and Q.Hu: A survey on simulation optimization for the manufacturing system operation. *International Journal of Modelling and Simulation*, no. 2, vol. 38 (2018), pp. 116–127.
- [5] H. Zisgen, I. Meents, B. R. Wheeler, and T. Hanschke: A queueing network based system to model capacity and cycle time for semiconductor fabrication. *Winter Simulation Conference*, (2008), pp. 2067–2074.
- [6] G. Shao, A. Brodsky, and R. Miller: Modeling and optimization of manufacturing process performance using Modelica graphical representation and process analytics formalism. *Journal of Intelligent Manufacturing*, no. 6, vol. 29 (2018), pp. 1287–1301.
- [7] A.E. Kiasari, A. Jantsch, and Z. Lu: Mathematical formalisms for performance evaluation of networks-on-chip. *ACM Computing Survey*, no. 3, vol. 45 (2013), pp. 38:1–38:41.
- [8] V. Nguyen and H. Bao: An efficient solution to the mixed shop scheduling problem using a modified genetic algorithm. *Procedia Computer Science*, vol. 95 (2016), pp. 475–482.
- [9] P. Dziurzanski, J. Swan, L.S. Indrusiak, J.M. Ramos: Implementing Digital Twins of Smart Factories with Interval Algebra. *IEEE Int. Conf. on Industrial Technology* (2019).
- [10] Q. Zhang and H. Li: MOEA/D: A Multiobjective Evolutionary Algorithm Based on Decomposition. *IEEE Trans. on Evolutionary Computation*, no. 6, vol. 11 (2007), pp. 712-731.

## Authors' background

Your Name	Title*	Research Field	Personal website
Dr Shuai Zhao	Researcher	Real-Time Systems	<a href="http://www.cs.york.ac.uk/people/shuaiz">www.cs.york.ac.uk/people/shuaiz</a>
Dr Piotr Dziurzanski	Researcher	Real-Time Systems	<a href="http://www.cs.york.ac.uk/people/pd">www.cs.york.ac.uk/people/pd</a>
Dr Leandro Soares Indrusiak	Assoc Prof	Real-Time Systems	<a href="http://www.cs.york.ac.uk/people/lsi">www.cs.york.ac.uk/people/lsi</a>