



This is a repository copy of *A transdiagnostic dimensional approach towards a neuropsychological assessment for addiction: an international Delphi consensus study*.

White Rose Research Online URL for this paper:

<https://eprints.whiterose.ac.uk/137131/>

Version: Published Version

Article:

Yücel, M., Oldenhof, E., Ahmed, S.H. et al. (38 more authors) (2019) A transdiagnostic dimensional approach towards a neuropsychological assessment for addiction: an international Delphi consensus study. *Addiction*, 114 (6). pp. 1095-1109. ISSN 0965-2140

<https://doi.org/10.1111/add.14424>

Reuse

This article is distributed under the terms of the Creative Commons Attribution (CC BY) licence. This licence allows you to distribute, remix, tweak, and build upon the work, even commercially, as long as you credit the authors for the original work. More information and the full terms of the licence here:

<https://creativecommons.org/licenses/>



















Takedown

If you consider content in White Rose Research Online to be in breach of UK law, please notify us by emailing eprints@whiterose.ac.uk including the URL of the record and the reason for the withdrawal request.



eprints@whiterose.ac.uk
<https://eprints.whiterose.ac.uk/>

A transdiagnostic dimensional approach towards a neuropsychological assessment for addiction: an international Delphi consensus study

Murat Yücel¹ , Erin Oldenhof¹, Serge H. Ahmed² , David Belin³, Joel Billieux⁴ , Henrietta Bowden-Jones⁵, Adrian Carter¹ , Samuel R. Chamberlain⁶, Luke Clark⁷ , Jason Connor⁸, Mark Daglish⁹ , Geert Dom¹⁰, Pinhas Dannon¹¹, Theodora Duka¹², Maria Jose Fernandez-Serrano¹³, Matt Field¹⁴, Ingmar Franken¹⁵, Rita Z. Goldstein¹⁶, Raul Gonzalez¹⁷, Anna E. Goudriaan¹⁸ , Jon E. Grant¹⁹ , Matthew J. Gullo²⁰ , Robert Hester²¹ , David C. Hodgins²² , Bernard Le Foll^{23,24} , Rico S. C. Lee¹, Anne Lingford-Hughes²⁵ , Valentina Lorenzetti²⁶, Scott J. Moeller²⁷ , Marcus R. Munafò²⁸ , Brian Odlaug^{29,30} , Marc N. Potenza³¹, Rebecca Segrave¹, Zsuzsika Sjoerds^{32,33} , Nadia Solowij^{34,35} , Wim van den Brink³⁶, Ruth J. van Holst³⁶, Valerie Voon³⁷, Reinout Wiers³⁸ , Leonardo F. Fontenelle^{1*} & Antonio Verdejo-Garcia^{1*} 

ABSTRACT

Background The US National Institutes of Mental Health Research Domain Criteria (RDoC) seek to stimulate research into biologically validated neuropsychological dimensions across mental illness symptoms and diagnoses. The RDoC framework comprises 39 functional constructs designed to be revised and refined, with the overall goal of improving diagnostic validity and treatments. This study aimed to reach a consensus among experts in the addiction field on the 'primary' RDoC constructs most relevant to substance and behavioural addictions. **Methods** Forty-four addiction experts were recruited from Australia, Asia, Europe and the Americas. The Delphi technique was used to determine a consensus as to the degree of importance of each construct in understanding the essential dimensions underpinning addictive behaviours. Expert opinions were canvassed online over three rounds (97% completion rate), with each consecutive round offering feedback for experts to review their opinions. **Results** Seven constructs were endorsed by $\geq 80\%$ of experts as 'primary' to the understanding of addictive behaviour: five from the Positive Valence System (reward valuation, expectancy, action selection, reward learning, habit); one from the Cognitive Control System (response selection/inhibition); and one expert-initiated construct (compulsivity). These constructs were rated to be related differentially to stages of the addiction cycle, with some linked more closely to addiction onset and others more to chronicity. Experts agreed that these neuropsychological dimensions apply across a range of addictions. **Conclusions** The study offers a novel and neuropsychologically informed theoretical framework, as well as a cogent step forward to test transdiagnostic concepts in addiction research, with direct implications for assessment, diagnosis, staging of disorder, and treatment.

Keywords Addiction, assessment, cognition, compulsions, decision-making, habit, RDoC, reward, transdiagnostic.

Correspondence to: Murat Yücel, Brain and Mental Health Research Hub, Monash Institute of Cognitive and Clinical Neurosciences (MICCN) and School of Psychological Sciences, Monash University, Room 1461, 770 Blackburn Road, Clayton, VIC 3800, Melbourne, Australia. E-mail: murat.yucel@monash.edu
Submitted 22 July 2018; initial review completed 2 August 2018; final version accepted 14 August 2018

*These authors contributed equally to this study.

INTRODUCTION

The aetiopathology of addiction remains poorly understood, as we lack assessment models to identify vulnerability to addiction. Only 10–20% of patients with substance and behavioural addictions receive treatment [1–3], which tend to have modest outcomes, reflected in low

compliance and high relapse rates [4]. Thus, there is an urgent need for alternative assessment and intervention strategies to prevent or reduce the personal, social and economic burden associated with addictions.

Important developments in neuroscience have begun to reshape how addictions are understood [5–7]. For instance, many individuals with addictions exhibit

neuropsychological deficits across a range of functions subserved by reward, stress and cognitive-control brain circuitries [8]. These neuropsychological dysfunctions transcend traditional diagnostic boundaries and form a shared pathophysiological mechanism core to substance and behavioural addictions [9–11]. Rapidly emerging evidence affirms that such mechanisms and processes result from dysfunction in frontal-subcortical brain circuits [12,13].

Key dysfunctions commonly shared across addictions include aberrant reward-processing (e.g. inability to delay gratification; reward prediction error—the erroneous prediction of potential gains and losses associated with addictive behaviours) and increased stress sensitivity (e.g. elevated baseline stress levels; stress-related cravings). These constructs may underlie reduced sensitivity to the negative consequences of addiction-related actions (e.g. drug misuse or excessive betting) and have been associated with the development and later relapse of addictive behaviours [12,14–21]. Other shared dysfunctions include impaired self-control (e.g. reduced top-down, inhibitory control); linked to dysfunction in frontal-subcortical brain circuits ascribed to decision-making and goal-directed behaviour [22–31] which limit recovery [32–36]. While there may not be a single phenotype, or set of related neural processes, that confers vulnerability to addictions, impairment in these reward, stress and control-related processes may shape various pathways in and out of the addiction cycle.

Considering the above, superficially disparate (but conceptually related) disorders, such as substance-use and gambling disorders, may be underpinned by overlapping neuropsychological processes and neural circuits. Such disorders may respond to similar interventions that target these common underlying mechanisms, such as naltrexone (an opioid-receptor antagonist), which is effective in treating alcohol use disorder and gambling disorders putatively by targeting overlapping dysfunctional neurobiological systems [37–39]. Synthesizing findings on effective treatments common to different substance and behavioural addictions would clarify shared mechanisms across addictive behaviours. It will also help to adjudicate whether a transdiagnostic approach is most appropriate, given alternative conceptualizations with the impulse control disorders and a putative compulsivity spectrum [40,41]. Importantly, the transdiagnostic approach highlights the clinical utility of targeting neuropsychological systems linked to disturbances in reward processing, stress reactivity and self-control.

Nevertheless, with the exception of some developments such as cognitive-bias modification [42], current approaches to clinical assessment and management have

largely failed to integrate these developments into assessment and intervention tools. Two principal barriers to translation remain: (i) psychiatric assessment and diagnostic tools are based largely on characterization of symptoms (versus mechanisms), predicated on clinical reliability rather than biological validity, and based on self-reports and observable behaviours rather than empirically measured dimensions; and (ii) neuropsychological assessments (as applied in the clinic) are based typically on paradigms developed decades ago for use in brain lesion cases and neurological disorders, which may lack sensitivity to the specific cognitive–emotional constructs key to the psychopathology of addiction.

To help address these shortcomings, the US National Institute of Mental Health (NIMH) developed the Research Domain Criteria (RDoC) initiative as a tool to encourage researchers to ‘...develop, for research purposes, new ways of classifying mental disorders’ beyond traditional nosologies, which were based on describing and counting overt signs and symptoms and arbitrary clinical thresholds and boundaries that encompass diverse and overlapping biological mechanisms [43]. Biobehavioural dimensions captured by RDoC are measurable and linked to neural circuits and psychopathology; these are laid out as a series of matrices. Each matrix represents a functional domain that comprises several cognitive and affective processes, divided systematically into smaller subunits, each reflecting a specific measure of their corresponding construct. Contrary to the diagnostic classification system [44], the goal of this model is to use a data-driven approach to determine constructs that aid in the understanding and classification of mental disorders. These classifiers are intended to serve as ‘intermediate phenotypes’, or neuroscientifically derived measures for improved biological modelling and targeted treatment interventions [45,46].

The RDoC framework offers a neuroscientifically grounded approach to bridge clinical practice with neuroscience. It is operationalized via the RDoC matrix, which is designed to promote ongoing testing and refinement.¹ With regard to addiction, several constructs in the RDoC matrix could be used to conceptualize transdiagnostic processes implicated in such disorders. However, there is currently a lack of consensus on the discrete processes of the addiction cycle (i.e. initiation, regular use, impaired control, cessation, relapse) [47–50], probably reflecting the different processes and phenotypes that interact at different stages of addictions and/or a lack of evidence-based conclusions. For instance, the Positive Valence System is related to the early stages of addictive disorders, where drug use (for example) may lead to positive experiences (such as increased social bonding). Instead, the Negative Valence

¹Reflecting the evolving and dynamic nature of RDoC, changes were made recently made to the Positive Valence domain in late June 2018 (<https://www.nimh.nih.gov/news/science-news/2018/nimh-releases-updates-to-its-rdoc-framework.shtml>).

System might potentially be more relevant for avoidance of negative experiences (withdrawal symptoms) once drug-seeking has become habitual and compulsive; the so-called 'end-state' of substance-use disorders [51].

A common approach in mental health research to developing and refining research criteria, guidelines, reporting standards and protocols is the Delphi method [52]. It is often used to capture practice-based evidence, through an iterative process whereby a panel of topic experts is repeatedly surveyed until a consensus is reached among them (which may be 'agreeing to agree' or 'agreeing to disagree'). In this study, we applied the Delphi method to synthesize expert opinion on which RDoC constructs and associated paradigms are most relevant to current understanding of addiction. The overarching aim of this large, international consensus study is to strengthen and integrate the knowledge gained from addiction neuroscience with clinical practice. A first step towards this goal is to develop a core assessment and classification protocol for substance and behavioural addictions through probing shared, key neuropsychological constructs, with the potential to improve health outcomes by allowing individuals to have their treatments tailored according to their underlying phenotype.

METHODS

Expert panel

Recruited through purposive sampling, expert selection was based on being known to the research group (M.Y.,

A.C., L.E., A.V.G.), having relevant clinical and/or research experience or being internationally renowned experts in substance and/or behavioural addictions. A minimum of 5 years of professional experience and more than 50 scientific articles authored in peer-reviewed journals were additional requirements. Using the procedure outlined by Okoli & Pawlowski [53], a work-sheet was populated with potential experts who were subsequently categorized (i.e. field of expertise, profession, extent of clinical practice experience, number of publications, country and organizations), ranked and prioritized on the basis of both field of expertise and seniority in their area of expertise, and then sent invitations based on the target sample size. Although a sample of 20 has been deemed sufficient in the literature [54], 44 experts consented and 37 participated in the study. Expert views were surveyed online over three rounds (97% completion rate), with each successive round offering feedback for experts to reevaluate their opinions. These experts were recruited from Australia ($n = 8$), Asia ($n = 1$), Europe ($n = 18$), North America ($n = 9$) and South America ($n = 1$). The study was approved by the local (Monash University) Human Research and Ethics Committee (CF15/3407–2 015 001 454).

Procedure

Experts were required to participate in an online forum and rate the relevance of all 39 constructs of the RDoC to the concept of addiction (see Fig. 1). Although traditional

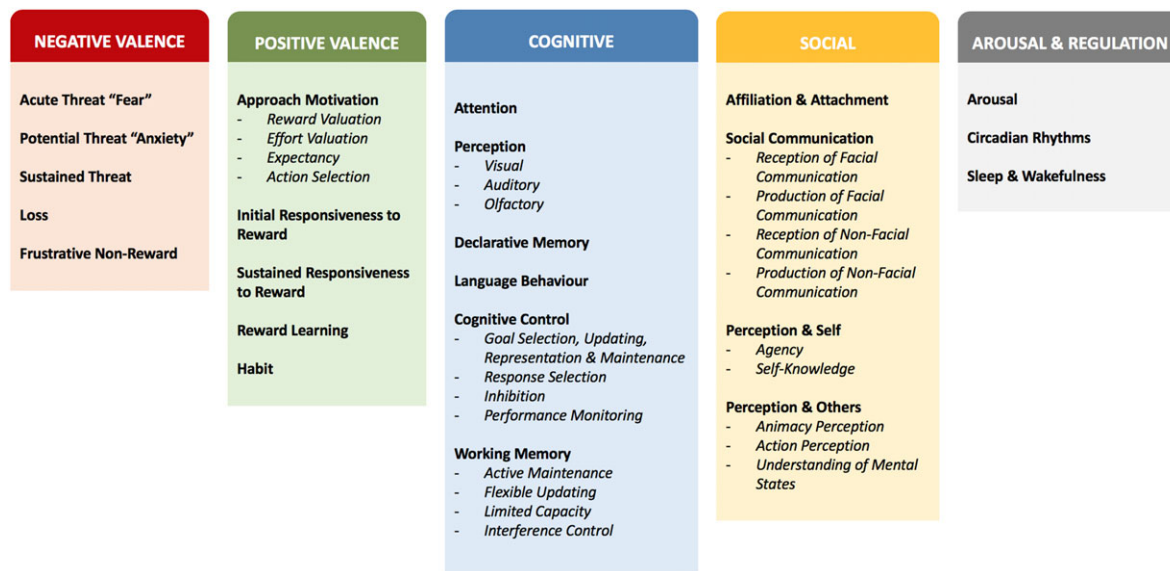


Figure 1 Overview of the Research Domain Criteria (RDoC) schema highlighting the five major domains, comprising 23 main constructs (bold text), wherein seven of these main constructs are further broken down into 23 subconstructs (italicized text), leading to a total of 39 primary and subconstructs. Note that in June 2018 (after the immediate completion of this paper), the Positive Valence domain of the RDoC matrix underwent a reorganization. The original constructs used in this study are mostly retained, but have been reorganized somewhat differently (see <https://www.nimh.nih.gov/about/advisory-boards-and-groups/namhc/reports/rdoc-changes-to-the-matrix-cmat-workgroup-update-proposed-positive-valence-domain-revisions.shtml>) [Colour figure can be viewed at wileyonlinelibrary.com]

Delphi studies commence with an open-ended questionnaire, given the framework-driven nature of our primary aim, the RDoC constructs formed the basis of the first-round survey. To provide an opportunity for open-ended responding and to generate a more complete item pool, experts were invited to suggest any additional constructs important in understanding addiction not delineated in the RDoC. After each round, constructs that did not achieve consensus moved into the subsequent round for re-rating. These constructs were presented along with feedback outlining each expert's own previous response (blinded to other experts), the groups' previous responses (percentages reflecting range and frequency) and a synopsis of all comments offered, regardless of whether the overall view was highly consistent or divergent. Provision of these comments afforded insight and rationale leading to a more accurate consensus, as opinion change is unlikely to occur without strong causal reasoning [55]. To preserve an acceptable response rate of at least 70% across rounds [56], and to maintain rigour, identifiable data were disclosed to key researchers to follow-up with non-responders (up to three times each round). In the third and final round, experts who remained outside the consensus range were required to explain their rating in order to clarify their judgements [57].

DATA ANALYSIS

Consensus and conclusion

A five-point Likert scale ranging from 1 (unimportant) to 5 (essential) was used, with a non-neutral midpoint of 3 (moderately important). Omitting a neutral mid-point forces experts to deliberate and form an opinion, and where experts did not have the knowledge, a 'don't know/unsure' option was available as an addendum [58]. Consensus was defined as $\geq 80\%$ of experts endorsing a construct within two scale points [59–61]. Constructs were excluded from the study if consensus fell between the lowest three scale points ('unimportant' to 'moderately important') and included as 'primary constructs' if consensus was achieved between the top two scale points ('very important' to 'essential').

The criterion for concluding the Delphi was not solely contingent upon reaching consensus, but also on the stability of responses [62,63], allowing for any well-defined disagreement to be maintained. The process was therefore deemed complete either when all items had achieved consensus or movement between rounds was less than 15%, indicating that opinions were not likely to change further [64].

Quantitative analyses

SPSS (version 22) (IBM Corporation, Armonk, NY, USA, 2013) was used for all quantitative analyses. For the small percentage of missing data (2.7%), pairwise deletion was

applied [65]. Frequencies were calculated to assess consensus. Stability over rounds was assessed by the percentage of change [64] between rounds.

Qualitative analyses

Experts' comments underwent several stages of thematic analysis by the core committee (M.Y., A.C., L.F., A.V.G. and E.O., collectively), in order to process the data systematically, first by identifying categories and then by identifying common themes [66]. Experts were asked to rate constructs in relation to key stages of addiction in general, namely 'vulnerability' (both proximal and distal predisposing factors leading to the development of addictive disorders) and 'chronicity' (the persisting and relapsing state of addiction). Specifically, comments were first coded as being either importance-related and/or staging-related and then, within these categories, comments were coded further based on their specificity; that is, rating (unimportant to essential), and/or staging (vulnerability, chronicity). The resulting matrix was then grouped into themes. Within these themes, comments were summated and reduced to eliminate repetition, with more informative, rational or well-explained comments chosen, while retaining as much of the experts' original wording as possible [67]. As repetition of statements can increase same-thinking and result in increased confidence in one's own opinion, all types of responses were included in order to challenge conventional thinking [55].

As suggested by Jorm [52], the additional constructs recommended by experts were evaluated by the research team (M.Y., A.C., L.F. and A.V.G.) to confirm they were: (i) not already covered by the survey (i.e. RDoC); (ii) within the scope of the study; and (iii) articulated clearly; where they were not, the research group reviewed and adjusted the description accordingly. These additional constructs were then added to subsequent rounds.

RESULTS

Retention and characteristics of experts

Of the original 44 consenters, 37 experts completed round 1 of the Delphi questionnaires. Retention was very high, with 36 (97.3%) round 1 completers also completing both second- and third-round surveys.

Experts who completed round 1 were aged 32–67 years [mean = 43.2, standard deviation (SD) = 8.95], with 67.5% ($n = 25$) being male. They represented a range of professions and academic disciplines (some multiple) including scientist/neuroscientists (54.1%; $n = 20$), psychiatrists (27.0%; $n = 10$), psychologists/clinical psychologists/neuropsychologists (34.3%; $n = 13$), other medical doctors (5.4%; $n = 2$) and pharmacologists

(5.4%; $n = 2$). Their professional settings were primarily universities (81.1%; $n = 30$), hospitals (21.6%; $n = 8$) and out-patient clinics (16.2%; $n = 6$), and the most commonly held academic titles were Professor (43.2%; $n = 16$), Associate Professor (21.6%; $n = 8$) and Research Fellow/Assistant Professor (24.3%; $n = 9$), with 89% ($n = 33$) of experts holding a PhD. Experts represented many areas of addiction (e.g. alcohol, cannabis opioids, gambling, internet), which supports our transdiagnostic approach.

Expert consensus on functional domains

The consensus supported the inclusion of seven primary constructs, namely: (1) reward valuation; (2) expectancy/reward prediction error; (3) action selection/preference-based decision-making; (4) reward learning; (5) habit; (6) response selection/inhibition; and (7) compulsivity (see Fig. 2 for flow-chart; Fig. 3 for an overview of the consensus level and range across the rounds for all constructs considered; and Table 1 for definitions). Table 1 summarizes the experts' input on the neural circuits, physiological underpinnings and behavioural correlates of the primary constructs. Although this information was not analysed quantitatively, it provides a conceptual matrix consistent with the RDoC framework.

Relevance of primary constructs to stage of disorder

As shown in Fig. 4, 'reward valuation' was considered the most relevant to vulnerability to addictions

(consensus rating of 94.6%). In contrast, while all seven primary constructs were considered to be relevant drivers of chronicity, 'habit' and 'compulsivity' were seen to be selectively relevant to chronicity and least relevant to 'vulnerability' (habit: 14.7% vulnerability, 97.1% chronicity; compulsivity: 28.5% vulnerability, 86.1% chronicity).

DISCUSSION

Utilizing Delphi methodology, experts identified a circumscribed set of RDoC constructs, as well as other novel dimensions central to understanding substance and behavioural addictions. In total, seven constructs reached consensus as being primary constructs in understanding addiction, including RDoC reward valuation, expectancy/reward prediction error, action selection/preference-based decision-making, reward learning, habit and response selection/inhibition. Compulsivity is not described in the RDoC (at least as a monodimensional construct) but was introduced by experts. Considerable evidence exists supporting compulsivity as a core feature of addiction (although see [68]), representing an ongoing and repeated difficulty in refraining from drug-seeking or -taking despite negative consequences. It is worth noting that the Positive Valence domain of the RDoC matrix recently underwent a reorganization (published online 28 June 2018), where both habit and aspects of compulsivity ('reward valuation') have been expanded upon, which should help in their incorporation when studying addictions.

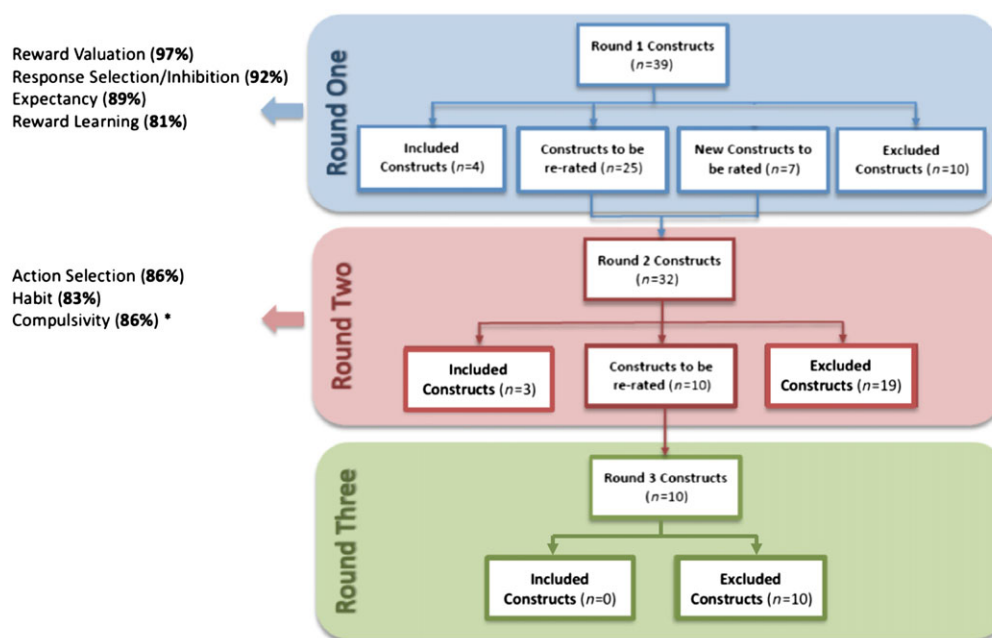


Figure 2 A flow-chart of the constructs over each round highlighting items that were endorsed by $\geq 80\%$ of experts as being clearly relevant (i.e. primary constructs; included items listed on the left together with percentage of experts endorsing the item), not relevant to addiction (excluded), created (i.e. new constructs, indicated by the asterisk), or re-rated over the three survey rounds [Colour figure can be viewed at wileyonlinelibrary.com]



Figure 3 An overview of the consensus level and range for all 39 Research Domain Criteria (RDoC) (sub)constructs and seven additional constructs suggested by the experts for inclusion. All constructs were investigated over three rounds (only the first two rounds are shown, as the seven essential domains were derived in these rounds—all items in round three were excluded; percentages calculated relative to the total number reported). Note that expert-suggested constructs were included in round 2 (bottom seven items in the list of constructs); the red highlight indicates the constructs that were selected as ‘Primary’ across the two rounds. V.Important = very important; M.Important = moderately important; S.Important = somewhat important; I = initial; S = sustained; V = visual; A = auditory; O/S = olfactory/somatosensory; D = declarative; R = reception; P = production; Expectancy = expectancy/reward prediction error; Action Selection = action selection/preference-based decision-making; Response Selection = response selection/inhibition [Colour figure can be viewed at wileyonlinelibrary.com]

The high degree of consensus among experts across seven core constructs supports the proposition that there exists a group of common neuropsychological functions (and underlying neural processes) predisposing or maintaining addictive behaviours in individuals. These substrates primarily belong to the Positive Valence System in the RDoC matrix, which is noteworthy, as most neuropsychological assessment tools do not probe these functions thoroughly, focusing more upon cognitive skills (i.e. attention, memory, cognitive control and working memory). Much of

the Positive Valence System research relies on neuroimaging methods and animal studies [69], highlighting the need for developing better, corresponding human behavioural measures. However, the findings align with empirically grounded neuropsychological models of addictive behaviours, including: (i) the incentive sensitization theory, emphasizing the link between aberrant reward learning and alterations in reward valuation [70]; (ii) the Impaired Response Inhibition and Salience Attribution (I-RISA) model, positing an imbalance between increased

Table 1 Definitions of the seven 'essential' consensus domains, together with the relevant circuitry, self-report and neuropsychological testing paradigms.

<i>Construct</i>	<i>Definition</i>	<i>Circuits</i>	<i>Physiology/behaviour</i>	<i>Self-reported examples</i>	<i>Cognitive paradigms</i>	<i>Expert commentary (selective)</i>
Reward valuation	Processes by which the probability and benefits of a prospective outcome are computed and calibrated by reference to external information, social context (e.g. group input, counterfactual comparisons) and/or prior experience. This calibration is influenced by pre-existing biases, learning, memory, stimulus characteristics and deprivation states. Reward valuation may involve the assignment of incentive salience to stimuli	Anterior medial OFC Corticolimbic circuits Ventral-limbic striatum VTA/substantia nigra		BAS reward sensitivity subscale Sensitivity to reward subscale of the SRSPQ	Delay discounting probability choice task Willingness to pay task	'...at the heart of addictive behaviours: if you are not sensitive to reward induced by the addictive behaviour, you won't develop that addiction'
Expectancy reward prediction error	A state triggered by exposure to internal or external stimuli, experiences or contexts that predict the possibility of reward. Reward expectation can alter the experience of an outcome and can influence the use of resources (e.g. cognitive resources)	Amygdala Basal ganglia Dorsal ACC Lateral habenula OFC Rostral medial tegmentum VTA/SN Ventral striatum Amygdala	Cortical slow waves Heart rate change Skin conductance Goal tracking Pavlovian approach Reward-related speeding Sign tracking	Affective Forecasting ASAM scale Eating expectancy inventory Generalized reward and punishment expectancy scale Self-report of craving TEPS anticipatory scale	Drifting double bandit Rutledge passive lottery task Monetary incentive Delay task	'Cue-reactivity and related constructs can play a role in escalation and maintenance of addictive behaviours. Reliable assessment is an issue, therefore not (yet) very suitable for diagnosis'
Action selection preference based decision-making	Processes involving an evaluation of costs/benefits and occurring in the context of multiple potential choices being available for decision-making				Balloon analogue risk task	'Preference-based decision-making is probably most important for vulnerability (transition into problematic use). Diagnosis and chronicity are a bit more contested'
Reward learning	A process by which organisms acquire information about stimuli, actions and contexts that predict	Amygdala Dorsal striatum	Correct related negativity Error-related negativity	Ambulatory assessment and monitoring	Drifting double bandit Pavlovian conditioning	'Positive reinforcement is the key behavioural process behind initial drug (or other behaviour)

(Continues)

Table 1 (Continued)

<i>Construct</i>	<i>Definition</i>	<i>Circuits</i>	<i>Physiology/behaviour</i>	<i>Self-reported examples</i>	<i>Cognitive paradigms</i>	<i>Expert commentary (selective)</i>
	positive outcomes, and by which behaviour is modified when a novel reward occurs, or outcomes are better than expected. Reward learning is a type of reinforcement learning, and similar processes may be involved in learning related to negative reinforcement	Medial pre-frontal OFC Ventral striatum VTA/SN	Feedback-related negativity Midline theta Approach behaviours Consummatory behaviours Ecological momentary assessment		Cambridge/Iowa Gambling Task Probabilistic reward task Probabilistic stimulus selection task Value-modulated attentional capture task	exploration. Hence particularly relevant to initiation...'
Habit	Sequential, repetitive, motor or cognitive behaviours elicited by external or internal triggers that, once initiated, can go to completion without constant conscious oversight. Habits can be adaptive by virtue of freeing up cognitive resources. Habit formation is a frequent consequence of reward learning, but its expression can become resistant to changes in outcome value. Related behaviours could be pathological expression of a process that under normal circumstances subserves adaptive goals	Dorsal striatum Medial prefrontal SN/VTA Ventral striatum	Compulsive behaviours Repetitive behaviours Stereotypical behaviours	Aberrant behaviours checklist Measures of repetitive behaviours Self-report habit index	Devaluation task Fruit task Habit learning task Habit task	“Unintentional” relapse related to shortened time-period of “conscious” thought between stimulus/drug availability and use'
Response inhibition response selection	A subconstruct of the cognitive control system: that responsible for operation of cognitive and emotional systems, in the service of goal-directed behaviour. This function is required when prepotent responses (those automatically elicited)	DLPFC PPC VLPFC BA6/8(FEF) Pre-SMA Ventral Frontostriatal	Alpha Gamma Theta Pupillometry Short interval cortical inhibition (TMS) Impulsive behaviours	BRIEF (Gioa) SANS/SAPS/PANSS ADHD rating scale (Dupaul) ATQ/CBQ effortful control Conners impulsivity scale Barratt questionnaire	Flanker, Simon, Stroop Antisaccade Conflicting/contralateral motor response task Countermanding Go/NoGo	'Inhibitory control is a foundational deficit in addiction, from substance use initiation to substance abuse treatment' '...is a critical trait in risk of addictions and also shapes course of illness'

(Continues)

Table 1 (Continued)

Construct	Definition	Circuits	Physiology/behaviour	Self-reported examples	Cognitive paradigms	Expert commentary (selective)
	are not adequate to meet the demands of the current context or need to be suppressed. Response inhibition has been presented in the literature as a facet of response selection, an executive process where one consciously withholds a response in the service of goal-directed behaviour		Distractibility Off-task behaviours	Impulsivity from UPPS	Motor persistence paradigms Stimulus–response Incompatibility Stop-signal reaction time	
Compulsivity	This is the only additional construct to the RDoC received endorsement as a primary construct. In the present study, compulsivity was delineated as distinct from habit in that it can also be repetitive, or automatic behaviour. However, it is distinct from habit in that it can also be associated with negative outcome expectancy that contributes to the experience of being ‘forced’ or ‘compelled’ to act despite negative consequences, which further distinguishes it from impulsivity (the experience of being ‘driven’ and associated with positive outcome expectancies)	Dorsal striatum VLPFC DLPFC	Difficulties resisting urges and the experience of loss of voluntary control Repetitive behaviours performed in a habitual or stereotyped manner; inappropriate to the situation	Impulsive–Compulsive Behaviour Checklist CHI-T YBOCS OCDUS Padua inventory OCI OCPD screener	Probabilistic reversal learning task Intra-dimensional Extra-dimensional set Shifting task Wisconsin card sorting task	‘Contributes to the subjective experience of “lack of control” that is part of the diagnostic criteria. The reported feeling of being unable to resist the desire to use undermines self-efficacy and promotes relapse’

OFC = orbito-frontal cortex; VTA = ventral tegmental area; VLPFC = ventrolateral prefrontal cortex; DLPFC = dorsolateral prefrontal cortex; BA = Brodmann’s area; PPC = posterior parietal cortex; SMA = supplementary motor area; SN = substantia nigra; ACC = anterior cingulate cortex; TMS = transcranial magnetic stimulation; BAS = behavioural approach system; SPSRQ = sensitivity to punishment and sensitivity to reward questionnaire; ASAM = American Society of Addiction Medicine; TEPS = temporal experience of pleasure scale; BRIEF = behaviour rating inventory of executive function; SANS = scale for the assessment of negative symptoms; SAPS = scale for the assessment of positive symptoms; PANSS = positive and negative symptoms scale; ADHD = attention-deficit/hyperactivity disorder; ATQ = adult temperament questionnaire; CBQ = children’s behaviour questionnaire; UPPS = UPPS impulsive behaviour scale; CHI-T = Cambridge–Chicago compulsivity trait; YBOCS = Yale–Brown obsessive–compulsive scale; OCDUS = obsessive compulsive drug use scale; OCI = obsessive–compulsive inventory; OCPD = obsessive compulsive personality disorder; RDoC = Research Domain Criteria.

reward valuation/salience and deficient action selection/inhibitory control [13]; (iii) the maladaptive habit-learning model, proposing a transition between goal-directed action selection and stimulus–response habits and compulsions [65]; and (iv) decision-making models, focusing upon how reward prediction and affective valuation influence preference-based decisions [71,72]. There are robust practical and theoretical reasons to incorporate the five neuropsychological constructs from the Positive Valence System, plus the response inhibition and compulsivity constructs, in future research and clinical programs. Large-scale addiction studies such as the US National Institutes of Health (NIH) ABCD study are already heading in this direction (see ABCDStudy.org).

From a research perspective, our findings stimulate the development of new addiction models seeking to integrate these constructs in a unifying framework that accounts for disorder staging. By contrast, a widely used model for describing addictive behaviours—the ‘dual systems’ approach, referring to an imbalance between reward valuation and the cognitive control systems [73]—focuses upon only two of the Delphi-identified constructs. However, some experts support a broader and more nuanced view [74,75] in which many related, yet distinct, constructs (i.e. reward valuation, reward learning, preference-based decisions, action selection, habits and corticostriatal neural systems) determine the expression of addictive behaviours. It is promising that the present consortium agrees with a high level of consensus on the essential constructs underpinning addictions.

Future research should delineate how these seven factors are independent or inter-related. From a clinical perspective, a first step towards knowledge implementation is developing an assessment tool that measures these constructs validly and reliably. Along these lines, Kwako and colleagues proposed an assessment battery to target three primary domains (incentive salience, negative emotionality and executive functions) [76]. The RDoC initiative is also contributing towards research programmes whose goal is to collect data on dimensions relevant to mental health from a sample of 1 million or more individuals (<https://allofus.nih.gov>). Such large-scale data collection efforts will help greatly in clarifying constructs broadly relevant to addictive behaviours and the mechanisms and processes relevant to various stages of addiction. Looking ahead, we need to develop an assessment battery that is time-efficient, ecologically valid, psychometrically sound, sensitive to the seven primary domains identified herein, incorporates performance- and questionnaire-based measures and is well tolerated.

Relevance to staging of disorder

Our findings raise the important issue of how the primary constructs (i) contribute to vulnerability to, or

maintenance of, addictive behaviour; and (ii) predate addiction and emerge as a consequence of repeated drug use in vulnerable individuals. In relation to the former, aspects of the Positive Valence System, and the associated attribution of incentive salience to reward-related stimuli, are considered important. For instance, at the vulnerability stage, reward valuation and linked anticipation may be a prominent factor in determining an individual’s responsiveness to addiction-related cues. At later stages of the addiction cycle, an allostatic-incentive salience role of substance- or addiction-related cues is likely to be present, and therefore reward valuation remains relevant to both vulnerability to relapse and chronicity. In relation to vulnerability to relapse (or chronicity), all seven primary constructs were considered relevant drivers (see Figs 4 and 5), but only ‘habit’ and ‘compulsivity’ were argued to be selectively relevant to chronicity.

Pre-clinical data suggest that substance use may switch from being impulsive to compulsive over time, reflecting a shift from dopaminergic dysregulation of ventral to dorsal striatum function and related cortical, pallidal and thalamic circuitry [50,77]. Despite recent evidence that activation of the habit system during cue-elicited tasks in humans is the best predictor of relapse [78], habit and compulsivity are two constructs highlighted in this Delphi study receiving the least human research to date. For instance, there has been little research investigating whether habits represent a gateway for the development of compulsivity [16,29], and whether those with addictions show altered habit formation [79], impaired ability

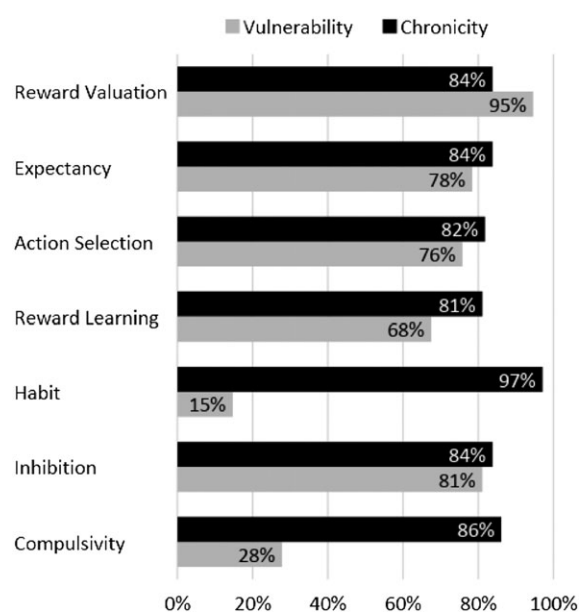


Figure 4 Experts’ endorsements for stages of disorder for primary constructs

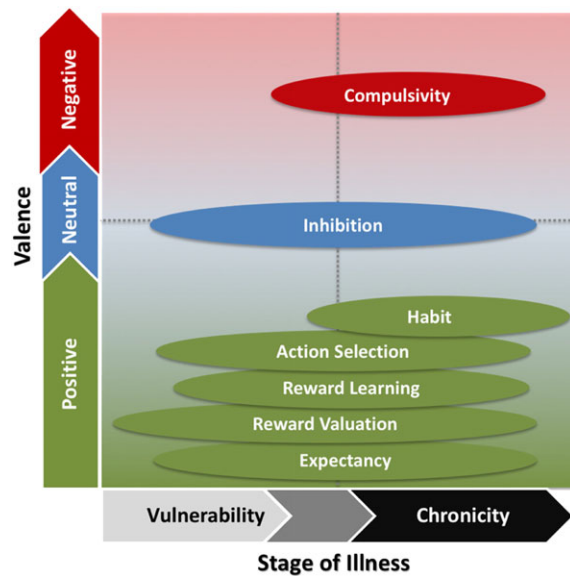


Figure 5 Expert-endorsed primary constructs as a function of the major Research Domain Criteria (RDoC) domains (green = positive valence system; red = negative valence system; blue = cognitive system) and the constructs within these domains that are most relevant to the process of addiction (i.e. as a function of the relative size/width of the circles). Also illustrated are the relative influences of the seven primary constructs on the vulnerability to or the chronicity of addiction [Colour figure can be viewed at wileyonlinelibrary.com]

to disengage their habits in the face of negative consequences and, if so, whether habits can be updated and cognitive control retrained through intervention. Recent meta-analyses confirmed habit-related neuropsychological deficits in individuals with alcohol use disorder [80] and gambling disorder [81] compared to control participants. Beyond cue-elicited tasks that relate partly to compulsivity (but not designed originally to encompass it), laboratory-based models have been developed to assay habit learning, although these have yet to be applied widely to addictions (see [82] for a detailed review). Such experimental paradigms tend to be longer and more complex and may require approaches from growing fields such as computational psychiatry to optimize them for use in research and clinical settings. Validated clinical scales of compulsivity are also needed.

Relevance to treatment and prevention and potential barriers to progress

Evidently, the relevance of many neuropsychological constructs are not constrained by traditional diagnostic boundaries, forming (at least partially) shared dysfunctions at the core of many substance and behavioural addictions. Established approaches to the clinical assessment and management of individuals with addictive disorders have not benefited fully from these emerging insights, with neuroscientists typically more aligned to the laboratory

than the clinic. The essential neuropsychological dimensions currently identified provide a framework to guide clinicians and researchers through a consensual, collaborative agenda. Consistent with the RDoC framework, this agenda involves examining the diagnostic and prognostic value of dimensional measures of the constructs identified here, and the design of targeted, transdiagnostic treatment approaches to address these vulnerabilities and dysfunctions. The identification of neuropsychological targets may facilitate alternative interventions to succeed where others have failed. For instance, in the case of habits and compulsions (i.e. constructs related to chronicity), activities that re-engage the cognitive control/goal-directed systems (including mindfulness meditation or goal management strategies) may be effective in treating addictive behaviours [83]. Regarding reward valuation, an individual who is vulnerable to placing a high value on addiction-related hedonic experiences (e.g. substance use) may be at risk of developing an addiction. However, the same reward value system may also be protective if one can apply (or be treated to apply) their high reward value system to new forms of adaptive learning towards less harmful and more functional rewards or to distant rewards placing one towards a non-use preference (see [84] for potential applications of this approach to contingency management, motivational interviewing/enhancement and targeted media campaigns). Such 'redirecting' approaches assume that the reward system is still fully operative and flexible, and thus malleable for 'domain-derived' interventions [84]. Accordingly, future research and clinical work can build upon the available neuroscience knowledge and be evidence-based. The consensus-derived knowledge from this paper thus provides a framework for grouping more homogeneous subtypes of addictions (currently classified in disparate categories), more validly linking disorder categories to molecular, cellular and neural dimensions, and guiding clinical interventions and treatments to core dimensions driving and maintaining addiction-related disorders. A key additional advantage is the potential for prevention, as aberrant functioning in these systems can be detected well before first use of a substance and/or engagement in a maladaptive behaviour.

In relation to staging of illness, this neuropsychological approach underscores the frequent finding that many relevant phenomena vary continuously within and between addictions and mental disorders more broadly and in the population at large. These neuropsychological dimensions (may/arguably) become pathological at the extremes of an otherwise normal distribution [41]. An online version of such an assessment battery could be used to measure and monitor potential risk factors for large cohort/population-based studies with an eye towards early intervention.

Limitations

Experts were only included if they were fluent English speakers. A handful of experts disagreed fundamentally with the use of the RDoC, arguing that they are too biological and reductionist, making the translation to phenomenological and other applications difficult [85]. Indeed, many of the best currently available treatments are psychosocial in nature. Our findings need to be used to refine these approaches to create new psychosocial options that are more personalized and better targeted so as to improve current standards of assessment and care. Such views may have led experts to be less invested in the Delphi process, although the very high retention rate suggests otherwise. Other limitations relate to potential biases to our approach: (i) the research team promoting the Delphi have expressed publicly their views about addiction, which may have biased participants; (ii) although efforts were made to guarantee a broad representation of experts, the promoters may have introduced biases in the selection of experts; and (iii) finally, the pool of experts over-represented European locations (versus the Americas and other non-western countries) and academic positions (versus clinical practitioners), and thus results may be susceptible to biases related to prevailing views on addiction within Europe and academia.

CONCLUSIONS

The theoretical framework established in the current study provides a platform to test predictions that: (1) the majority of individuals with substance and behavioural addictions have specific dysfunctions in the primary constructs identified by our International Expert Consortium; (2) these dysfunctions cut across diagnostic boundaries (i.e. individuals from different addictions will cluster into the same neuropsychological phenotypes); and (3) these indices can be linked differentially to vulnerability and chronicity (i.e. stage of disorder). This framework may enable grouping of more homogeneous disorder subtypes, better linking of behavioural questionnaire phenotypes to neural, cellular and genetic dimensions, guiding clinical decisions to the core issues that drive addictions and measuring the success and failure of treatment (i.e. providing a clinical end-point). It is envisioned that the findings will guide and fast-track the development of a new generation of neuropsychological assessment tools, and improve the monitoring and effectiveness of both established and future novel interventions.

Authors' affiliations

Brain and Mental Health Research Hub, Monash Institute of Cognitive and Clinical Neurosciences (MICCN) and School of Psychological Sciences, Monash

University, Melbourne, Australia,¹ Institut des Maladies Neurodégénératives, Université de Bordeaux, Bordeaux, France,² Department of Psychology, University of Cambridge, Cambridge, UK,³ Addictive and Compulsive Behaviours Laboratory (ACB-lab), Institute for Health and Behaviours, University of Luxembourg, Esch-sur-Alzette, Luxembourg,⁴ Department of Medicine, Imperial College, London, UK,⁵ Department of Psychiatry, University of Cambridge; and Cambridge and Peterborough NHS Foundation Trust (CPFT), Cambridge, UK,⁶ Centre for Gambling Research at UBC, Department of Psychology, University of British Columbia, Vancouver, BC, Canada,⁷ Discipline of Psychiatry, Faculty of Medicine, and Centre for Youth Substance Abuse Research, The University of Queensland, Brisbane, Australia,⁸ Alcohol and Drug Service, Royal Brisbane and Women's Hospital, Metro North HHS, Queensland Health and Discipline of Psychiatry, The University of Queensland, Australia,⁹ Antwerp University (UA), Collaborative Antwerp Psychiatric Research Institute (CAPRI), Antwerp, Belgium,¹⁰ Department of Psychiatry, the Sackler School of Medicine and Tel Aviv University, Tel Aviv, Israel,¹¹ Sussex Addiction Research and Intervention Centre, School of Psychology, University of Sussex, Brighton, UK,¹² Departamento de Psicología, Universidad de Jaén, Spain,¹³ Department of Psychology, University of Sheffield, Sheffield, UK,¹⁴ Institute of Psychology, Erasmus School of Social Sciences and Behavioral Sciences, Erasmus University, Rotterdam, the Netherlands,¹⁵ Department of Psychiatry and Neuroscience, Icahn School of Medicine at Mount Sinai, NY, USA,¹⁶ Center for Children and Families, Department of Psychology, Florida International University, Miami, FL,¹⁷ Arkin Mental Health and Amsterdam UMC, University of Amsterdam, Department of Psychiatry, Amsterdam Institute for Addiction Research, Amsterdam, Netherlands,¹⁸ Department of Psychiatry and Behavioral Neuroscience, University of Chicago, Chicago, IL, USA,¹⁹ Centre for Youth Substance Abuse Research, The University of Queensland, Brisbane, Australia,²⁰ School of Psychological Sciences, University of Melbourne, Melbourne, Australia,²¹ Department of Psychology, University of Calgary, Calgary, Canada,²² Translational Addiction Research Laboratory, Campbell Family Mental Health Research Institute, Centre for Addiction and Mental Health (CAMH), Toronto, Canada,²³ Department of Family and Community Medicine, Pharmacology and Toxicology, Psychiatry, University of Toronto, Toronto, Canada,²⁴ Neuropsychopharmacology Unit, Centre for Psychiatry, Division of Brain Sciences, Imperial College, London, UK,²⁵ School of Psychology, Faculty of Health Sciences, Australian Catholic University, Melbourne, Australia,²⁶ Department of Psychiatry, Stony Brook University School of Medicine, Stony Brook, NY, USA,²⁷ MRC Integrative Epidemiology Unit at the University of Bristol and UK Centre for Tobacco and Alcohol Studies, School of Experimental Psychology, University of Bristol, Bristol, UK,²⁸ Faculty of Health and Medical Sciences, University of Copenhagen, Copenhagen, Denmark,²⁹ H. Lundbeck A/S, Valby, Denmark,³⁰ Departments of Psychiatry and Neuroscience, Child Study Center, Yale University School of Medicine and Connecticut Mental Health Center and Connecticut Council on Problem Gambling, New Haven, CT, USA,³¹ Department of Neurology, Max-Planck Institute for Human Cognitive and Brain Sciences, Leipzig, Germany,³² Cognitive Psychology Unit, Institute of Psychology, and Leiden Institute for Brain and Cognition, Leiden University, Leiden, the Netherlands,³³ School of Psychology and Illawarra Health and Medical Research Institute, University of Wollongong, Wollongong, NSW, Australia,³⁴ The Australian Centre for Cannabinoid Clinical and Research Excellence (ACRE), New Lambton Heights NSW, Australia,³⁵ Amsterdam UMC, University of Amsterdam, Department of Psychiatry, Amsterdam Institute for Addiction Research, Amsterdam, Netherlands,³⁶ Department of Psychiatry, University of Cambridge, Cambridge, UK,³⁷ and Addiction, Development and Psychopathology (ADAPT)-lab, Department of Psychology, University of Amsterdam, the Netherlands³⁸

References

- Grant B. F., Goldstein R. B., Saha T. D., Chou S. P., Jung J., Zhang H. *et al.* Epidemiology of DSM-5 alcohol use disorder: results from the National Epidemiologic Survey on Alcohol and Related Conditions III. *JAMA Psychiatry* 2015; **72**: 757–66.
- Slutske W. S. Natural recovery and treatment-seeking in pathological gambling: results of two U.S. national surveys. *Am J Psychiatry* 2006; **163**: 297–302.

3. Odlaug B. L., Gual A., DeCourcy J., Perry R., Pike J., Heron L. *et al.* Alcohol dependence, co-occurring conditions and attributable burden. *Alcohol Alcohol* 2016; **51**: 201–9.
4. Miller W. R. What is a relapse? Fifty ways to leave the wagon. *Addiction* 1996; **91**: S15–S27.
5. Marhe R., Luijten M., Franken I. H. The clinical relevance of neurocognitive measures in addiction. *Front Psychol* 2014; **4**: 185.
6. Goudriaan A. E., Yücel M., van Holst R. J. Getting a grip on problem gambling: what can neuroscience tell us? *Front Behav Neurosci* 2014; **8**: 141.
7. Franken I. H., van de Wetering B. J. Bridging the gap between the neurocognitive lab and the addiction clinic. *Addict Behav* 2015; **44**: 108–14.
8. Smith J. L., Mattick R. P., Jamadar S. D., Iredale J. M. Deficits in behavioural inhibition in substance abuse and addiction: a meta-analysis. *Drug Alcohol Depend* 2014; **145**: 1–33.
9. Robbins T. W., Gillan C. M., Smith D. G., de Wit S., Ersche K. D. Neurocognitive endophenotypes of impulsivity and compulsivity: towards dimensional psychiatry. *Trends Cogn Sci* 2012; **16**: 81–91.
10. Fontenelle L. F., Oostermeijer S., Harrison B. J., Pantelis C., Yücel M. Obsessive-compulsive disorder, impulse control disorders and drug addiction: common features and potential treatments. *Drugs* 2011; **71**: 827–40.
11. Grant J. E., Chamberlain S. R. Impulsive action and impulsive choice across substance and behavioral addictions: cause or consequence? *Addict Behav* 2014; **39**: 1632–9.
12. Sinha R., Fox H. C., Hong K. I., Hansen J., Tuit K., Kreek M. J. Effects of adrenal sensitivity, stress- and cue-induced craving, and anxiety on subsequent alcohol relapse and treatment outcomes. *Arch Gen Psychiatry* 2011; **68**: 942–52.
13. Goldstein R. Z., Volkow N. D. Drug addiction and its underlying neurobiological basis: neuroimaging evidence for the involvement of the frontal cortex. *Am J Psychiatry* 2002; **159**: 1642–52.
14. Kreek M. J., Nielsen D. A., Butelman E. R., LaForge K. S. Genetic influences on impulsivity, risk taking, stress responsivity and vulnerability to drug abuse and addiction. *Nat Neurosci* 2005; **8**: 1450–7.
15. Lubman D. I., Yücel M., Kettle J., Scaffidi A., Mackenzie T., Simmons J. *et al.* Responsiveness to drug cues and natural rewards in opiate addiction. *JAMA Psychiatry* 2009; **66**: 205–12.
16. Sjoerds Z., Luijtes J., van den Brink W., Denys D., Yücel M. The role of habits and motivation in human drug addiction: a reflection. *Front Psychol* 2014; **5**: 8.
17. Cheetham A., Allen N. B., Yücel M., Lubman D. I. The role of affective dysregulation in drug addiction. *Clin Psychol Rev* 2010; **30**: 621–34.
18. Lorenzetti V., Solowij N., Yücel M. The role of cannabinoids in neuroanatomic alterations in cannabis users. *Biol Psychiatry* 2016; **79**: e17–e31.
19. Solowij N., Jones K. A., Rozman M. E., Davis S. M., Ciarrochi J., Heaven P. C. *et al.* Reflection impulsivity in adolescent cannabis users: a comparison with alcohol-using and non-substance-using adolescents. *Psychopharmacology (Berl)* 2012; **219**: 575–86.
20. Evans B. E., Greaves-Lord K., Euser A. S., Thissen S., Tullen J. H., Franken I. H. *et al.* Stress reactivity as a prospective predictor of risky substance use during adolescence. *J Stud Alcohol Drugs* 2016; **77**: 208–19.
21. Sjoerds Z., van den Brink W., Beekman A. T., Penninx B. W., Veltman D. J. Cue reactivity is associated with duration and severity of alcohol dependence: an fMRI study. *PLOS ONE* 2014; **9**: e84560.
22. Bechara A. Decision making, impulse control and loss of willpower to resist drugs: a neurocognitive perspective. *Nat Neurosci* 2005; **8**: 1458–63.
23. Verdejo-Garcia A., Lubman D. I., Schwerk A., Roffel K., Vilar-Lopez R., Mackenzie T., *et al.* Effect of craving induction on inhibitory control in opiate dependence. *Psychopharmacology (Berl)* 2012; **219**: 519–26.
24. Yücel M., Fornito A., Youssef G., Dwyer D., Whittle S., Wood S. J. *et al.* Inhibitory control in young adolescents: the role of sex, intelligence, and temperament. *Neuropsychology* 2012; **26**: 347–56.
25. Assadi S. M., Yücel M., Pantelis C. Dopamine modulates neural networks involved in effort-based decision-making. *Neurosci Biobehav Rev* 2009; **33**: 383–93.
26. Whelan R., Watts R., Orr C. A., Althoff R. R., Artiges E., Banaschewski T. *et al.* Neuropsychosocial profiles of current and future adolescent alcohol misusers. *Nature* 2014; **512**: 185–9.
27. Zalesky A., Solowij N., Yücel M., Lubman D. I., Takagi M., Harding I. H. *et al.* Effect of long-term cannabis use on axonal fibre connectivity. *Brain* 2012; **135**: 2245–55.
28. Sjoerds Z., van den Brink W., Beekman A. T., Penninx B. W., Veltman D. J. Response inhibition in alcohol-dependent patients and patients with depression/anxiety: a functional magnetic resonance imaging study. *Psychol Med* 2014; **44**: 1713–25.
29. Sjoerds Z., de Wit S., van den Brink W., Robbins T. W., Beekman A. T., Penninx B. W. *et al.* Behavioral and neuroimaging evidence for overreliance on habit learning in alcohol-dependent patients. *Transl Psychiatry* 2013; **3**: e337.
30. Reiter A. M., Deserno L., Kallert T., Heinze H. J., Heinz A., Schlagenhauf F. Behavioral and neural signatures of reduced updating of alternative options in alcohol-dependent patients during flexible decision-making. *J Neurosci* 2016; **36**: 10935–48.
31. Beylergil S. B., Beck A., Deserno L., Lorenz R. C., Rapp M. A., Schlagenhauf F. *et al.* Dorsolateral prefrontal cortex contributes to the impaired behavioral adaptation in alcohol dependence. *NeuroImage Clin* 2017; **15**: 80–94.
32. Koob G. F., Le Moal M. Drug addiction, dysregulation of reward, and allostasis. *Neuropsychopharmacology* 2001; **24**: 97–129.
33. Carter A., Hendrikse J., Lee N., Yücel M., Verdejo-Garcia A., Andrews Z. *et al.* The neurobiology of ‘food addiction’ and its implications for obesity treatment and policy. *Annu Rev Nutr* 2016; **36**: 105–28.
34. Hester R., Lubman D. I., Yücel M. The role of executive control in human drug addiction. *Curr Top Behav Neurosci* 2010; **3**: 301–18.
35. Lubman D. I., Cheetham A., Yücel M. Cannabis and the adolescent brain: evidence for disrupted neurodevelopment. *Pharmacol Ther* 2015; **148**: 1–16.
36. Marhe R., van de Wetering B. J., Franken I. H. Error-related brain activity predicts cocaine use after treatment at 3-month follow-up. *Biol Psychiatry* 2013; **73**: 782–8.
37. Boettiger C. A., Kelley E. A., Mitchell J. M., D’Esposito M., Fields H. L. Now or later? An fMRI study of the effects of endogenous opioid blockade on a decision-making network. *Pharmacol Biochem Behav* 2009; **93**: 291–9.
38. Di Ciano P., Le Foll B. Evaluating the impact of naltrexone on the rat gambling task to test its predictive validity for gambling disorder. *PLOS ONE* 2016; **11**: e0155604.

39. Kim S. W., Grant J. E., Adson D. E., Shin Y. C. Double-blind naltrexone and placebo comparison study in the treatment of pathological gambling. *Biol Psychiatry* 2001; **49**: 914–21.
40. Hollander E., Wong C. M. Obsessive–compulsive spectrum disorders. *J Clin Psychiatry* 1995; **56**: 3–6; discussion 53–55.
41. Gillan C. M., Kosinski M., Whelan R., Phelps E. A., Daw N. D. Characterizing a psychiatric symptom dimension related to deficits in goal-directed control. *Elife* 2016; **5**: e11305.
42. Wiers R. W., Boffo M., Field M. What's in a trial? On the importance of distinguishing between experimental lab studies and randomized controlled trials: the case of cognitive bias modification and alcohol use disorders. *J Stud Alcohol Drugs* 2018; **79**: 333–43.
43. Morris S. E., Cuthbert B. N. Research Domain Criteria: cognitive systems, neural circuits, and dimensions of behavior. *Dialogues Clin Neurosci* 2012; **14**: 29–37.
44. Borsboom D. Psychometric perspectives on diagnostic systems. *J Clin Psychol* 2008; **64**: 1089–108.
45. Yee C. M., Javitt D. C., Miller G. A. Replacing DSM categorical analyses with dimensional analyses in psychiatry research: the Research Domain Criteria initiative. *JAMA Psychiatry* 2015; **72**: 1159–60.
46. Kraemer H. C. Research Domain Criteria (RDoC) and the DSM: two methodological approaches to mental health diagnosis. *JAMA Psychiatry* 2015; **72**: 1163–4.
47. Robinson T. E., Berridge K. C. The incentive sensitization theory of addiction: some current issues. *Phil Trans R Soc Lond B Biol Sci* 2008; **363**: 3137–46.
48. Koob G. F., Le Moal M. Addiction and the brain antireward system. *Annu Rev Psychol* 2008; **59**: 29–53.
49. Everitt B. J., Robbins T. W. Neural systems of reinforcement for drug addiction: from actions to habits to compulsion. *Nat Neurosci* 2005; **8**: 1481–9.
50. Belin D., Mar A. C., Dalley J. W., Robbins T. W., Everitt B. J. High impulsivity predicts the switch to compulsive cocaine-taking. *Science* 2008; **320**: 1352–5.
51. Koob G. F., Le Moal M. Plasticity of reward neurocircuitry and the 'dark side' of drug addiction. *Nat Neurosci* 2005; **8**: 1442–4.
52. Jorm A. F. Using the Delphi expert consensus method in mental health research. *Aust NZ J Psychiatry* 2015; **49**: 887–97.
53. Okoli C., Pawlowski S. D. The Delphi method as a research tool: an example, design considerations and applications. *Inf Manage* 2004; **42**: 15–29.
54. Akins R. B., Tolson H., Cole B. R. Stability of response characteristics of a Delphi panel: application of bootstrap data expansion. *BMC Med Res Methodol* 2005; **5**: 37.
55. Bolger F., Wright G. Improving the Delphi process: lessons from social psychological research. *Tech Forecasting Soc Chang* 2011; **78**: 1500–13.
56. Sumsion T. The Delphi technique: an adaptive research tool. *Br J Occup Ther* 1998; **61**: 153–6.
57. Jones J., Hunter D. Consensus methods for medical and health services research. *BMJ* 1995; **311**: 376–80.
58. Linstone H. A., Turoff M. *The Delphi Method: Techniques and Applications*. Boston, MA: Addison-Wesley Publishing; 1975.
59. Berk L., Jorm A. F., Kelly C. M., Dodd S., Berk M. Development of guidelines for caregivers of people with bipolar disorder: a Delphi expert consensus study. *Bipolar Disord* 2011; **13**: 556–70.
60. Kingston A. H., Morgan A. J., Jorm A. F., Hall K., Hart L. M., Kelly C. M., et al. Helping someone with problem drug use: a Delphi consensus study of consumers, carers, and clinicians. *BMC Psychiatry* 2011; **11**: 3.
61. Morgan A. J., Jorm A. F. Self-help strategies that are helpful for sub-threshold depression: a Delphi consensus study. *J Affect Disord* 2009; **115**: 196–200.
62. Guzy D., Dickson-Swift V., Kenny A., Threlkeld G. Gadamerian philosophical hermeneutics as a useful methodological framework for the Delphi technique. *Int J Qual Stud Health Well Being* 2015; **10**: 26291.
63. Mullen P. M. Delphi: myths and reality. *J Health Organ Manag* 2003; **17**: 37–52.
64. Scheibe M., Skutsch M., Schofer J. Experiments in Delphi methodology. In: Linstone H. A., Turoff M., editors. *The Delphi Method: Techniques and Applications*. Boston, MA: Addison-Wesley Publishing; 1975, pp. 257–81.
65. Honaker J., King G., Blackwell M. Amelia II: a program for missing data. *J Stat Softw* 2011; **45**: 1–47.
66. Braun V., Clarke V. Using thematic analysis in psychology. *Qual Res Psychol* 2006; **3**: 77–101.
67. Hasson E., Keeney S., McKenna H. Research guidelines for the Delphi survey technique. *J Adv Nurs* 2000; **32**: 1008–15.
68. Heather N. Is the concept of compulsion useful in the explanation or description of addictive behaviour and experience? *Addict Behav Rep* 2017; **6**: 15–38.
69. Balodis I. M., Potenza M. N. Anticipatory reward processing in addicted populations: a focus on the monetary incentive delay task. *Biol Psychiatry* 2015; **77**: 434–44.
70. Robinson T. E., Berridge K. C. The neural basis of drug craving: an incentive–sensitization theory of addiction. *Brain Res Rev* 1993; **18**: 247–91.
71. Redish A. D., Jensen S., Johnson A., Kurth-Nelson Z. Reconciling reinforcement learning models with behavioral extinction and renewal: implications for addiction, relapse, and problem gambling. *Psychol Rev* 2007; **114**: 784–805.
72. Verdejo-Garcia A., Bechara A. A somatic marker theory of addiction. *Neuropharmacology* 2009; **56**: 48–62.
73. Wiers R. W., Bartholow B. D., van den Wildenberg E., Thush C., Engels R. C., Sher K. J. et al. Automatic and controlled processes and the development of addictive behaviors in adolescents: a review and a model. *Pharmacol Biochem Behav* 2007; **86**: 263–83.
74. Gladwin T. E., Figner B., Crone E. A., Wiers R. W. Addiction, adolescence, and the integration of control and motivation. *Dev Cogn Neurosci* 2011; **1**: 364–76.
75. Wiers R. W., Gladwin T. E. Reflective and impulsive processes in addiction and the role of motivation. In: Deutsch R., Gawronski B., Hofmann W., editors. *Reflective and Impulsive Determinants of Human Behavior*. London: Psychology Press; 2017, pp. 173–88.
76. Kwako L. E., Momenan R., Litten R. Z., Koob G. F., Goldman D. Addictions neuroclinical assessment: a neuroscience-based framework for addictive disorders. *Biol Psychiatry* 2016; **80**: 179–89.
77. Everitt B. J., Robbins T. W. Drug addiction: updating actions to habits to compulsions ten years on. *Annu Rev Psychol* 2016; **67**: 23–50.
78. Zilverstand A., Huang A. S., Alia-Klein N., Goldstein R. Z. Neuroimaging impaired response inhibition and salience attribution in human drug addiction: a systematic review. *Neuron* 2018; **98**: 886–903.
79. Hogarth L., Balleine B. W., Corbit L. H., Killcross S. Associative learning mechanisms underpinning the transition from recreational drug use to addiction. *Ann NY Acad Sci* 2013; **1282**: 12–24.

80. Stephan R. A., Alhassoon O. M., Allen K. E., Wollman S. C., Hall M., Thomas W. J. *et al.* Meta-analyses of clinical neuropsychological tests of executive dysfunction and impulsivity in alcohol use disorder. *Am J Drug Alcohol Abuse* 2017; **43**: 24–43.
81. van Timmeren T., Daams J. G., van Holst R. J., Goudriaan A. E. Compulsivity-related neurocognitive performance deficits in gambling disorder: a systematic review and meta-analysis. *Neurosci Biobehav Rev* 2018; **84**: 204–17.
82. Fineberg N. A., Apergis-Schoute A. M., Vaghi M. M., Banca P., Gillan C. M., Voon V. *et al.* Mapping compulsivity in the DSM-5 obsessive compulsive and related disorders: cognitive domains, neural circuitry, and treatment. *Int J Neuropsychopharmacol* 2018; **21**: 42–58.
83. Verdejo-Garcia A. Cognitive training for substance use disorders: neuroscientific mechanisms. *Neurosci Biobehav Rev* 2016; **68**: 270–81.
84. Gullo M. J., Dawe S. Impulsivity and adolescent substance use: rashly dismissed as 'all-bad'? *Neurosci Biobehav Rev* 2008; **32**: 1507–18.
85. Kirmayer L. J., Crafa D. What kind of science for psychiatry? *Front Hum Neurosci* 2014; **8**: 435.