

This is a repository copy of *Shubnikov--de Haas oscillations in the anomalous Hall conductivity of Chern insulators*.

White Rose Research Online URL for this paper:

<https://eprints.whiterose.ac.uk/134448/>

Version: Published Version

---

**Article:**

Canonico, Luis M., García, Jose H., Rappoport, Tatiana G. et al. (2 more authors) (2018) Shubnikov--de Haas oscillations in the anomalous Hall conductivity of Chern insulators. *Physical Review B*. 085409. ISSN 2469-9969

<https://doi.org/10.1103/PhysRevB.98.085409>

---

**Reuse**

Items deposited in White Rose Research Online are protected by copyright, with all rights reserved unless indicated otherwise. They may be downloaded and/or printed for private study, or other acts as permitted by national copyright laws. The publisher or other rights holders may allow further reproduction and re-use of the full text version. This is indicated by the licence information on the White Rose Research Online record for the item.

**Takedown**

If you consider content in White Rose Research Online to be in breach of UK law, please notify us by emailing [eprints@whiterose.ac.uk](mailto:eprints@whiterose.ac.uk) including the URL of the record and the reason for the withdrawal request.

**Shubnikov–de Haas oscillations in the anomalous Hall conductivity of Chern insulators**Luis M. Canonico,<sup>1</sup> Jose H. García,<sup>2</sup> Tatiana G. Rappoport,<sup>3</sup> Aires Ferreira,<sup>4</sup> and R. B. Muniz<sup>1</sup><sup>1</sup>*Instituto de Física, Universidade Federal Fluminense, 24210-346 Niterói RJ, Brazil*<sup>2</sup>*Catalan Institute of Nanoscience and Nanotechnology (ICN2), CSIC and The Barcelona Institute of Science and Technology, Campus UAB, Bellaterra, 08193 Barcelona, Spain*<sup>3</sup>*Instituto de Física, Universidade Federal do Rio de Janeiro, Caixa Postal 68528, 21941-972 Rio de Janeiro RJ, Brazil*<sup>4</sup>*Department of Physics, York University, York YO10 5DD, United Kingdom*

(Received 1 June 2018; published 6 August 2018)

The Haldane model on a honeycomb lattice is a paradigmatic example of a system featuring quantized Hall conductivity in the absence of an external magnetic field, that is, a quantum anomalous Hall effect. Recent theoretical work predicted that the anomalous Hall conductivity of massive Dirac fermions can display Shubnikov–de Haas (SdH) oscillations, which could be observed in topological insulators and honeycomb layers with strong spin-orbit coupling. Here, we investigate the electronic transport properties of Chern insulators subject to high magnetic fields by means of accurate spectral expansions of lattice Green’s functions. We find that the anomalous component of the Hall conductivity displays visible SdH oscillations at low temperature. The effect is shown to result from the modulation of the next-nearest-neighbor flux accumulation due to the Haldane term, which removes the electron-hole symmetry from the Landau spectrum. To support our numerical findings, we derive a long-wavelength description beyond the linear (“Dirac cone”) approximation. Finally, we discuss the dependence of the energy spectra shift for reversed magnetic fields with the topological gap and the lattice bandwidth.

DOI: [10.1103/PhysRevB.98.085409](https://doi.org/10.1103/PhysRevB.98.085409)**I. INTRODUCTION**

Since its discovery the Hall effect has been the focus of keen interest of researchers, particularly after the observation of its exactly quantized version [1]. Thouless *et al.* [2] and Streda [3] found that the noninteracting Hall conductance  $\sigma_{xy}$  is a multiple of  $e^2/h$ , as long as the Fermi energy lies inside a gap and they derived a formula for  $\sigma_{xy}$  involving occupied Bloch states. Subsequently, it was shown that the Hall conductance could be rewritten as  $-e^2/h$  times a sum of Chern numbers associated with the filled bands [4], which consist of the Berry curvatures [5] integrated over the whole Brillouin zone. It then became clear that the Thouless-Kohmoto-Nightingale–den Nijs (TKNN) formula for  $\sigma_{xy}$  is a topological invariant, and the integer Hall effect a robust topological property of the noninteracting electron system. Some years later, Haldane [6] proposed that the integer quantum Hall effect can occur in the absence of Landau levels (LLs). He considered a single-orbital tight-binding model on a honeycomb lattice [7] with a sublattice-staggered on-site potential (orbital mass) and complex hoppings between next-nearest-neighbor sites that produce a staggered magnetic field configuration with vanishing total flux through the unit cell. The phase diagram of the model bears out two distinct topological phases surrounded by a conventional insulating phase. Noninteracting systems hosting integer quantum Hall effect in the absence of an external magnetic field are referred to as anomalous quantum Hall insulators, or simply Chern insulators.

The advent of graphene [8] and its remarkable properties rekindled the interest in Haldane’s predictions, encouraging both the search for materials that would fulfill the key attributes of his model, as well as inquires into alternative

manifestations of topologically protected states. Kane and Mele [9–11], for example, have shown that when spin-orbit interaction is taken into account, it is possible to generate a quantum spin Hall phase with conducting edge states that are protected against elastic backscattering by time-reversal symmetry (TRS). The anomalous quantum Hall effect was observed in thin films  $\text{Bi}(\text{Sb})_2\text{Te}_3$  doped with Cr [12], and a few years ago the Haldane model was experimentally realized using ultracold fermionic atoms in a periodically modulated optical honeycomb lattice [13]. Buckled honeycomb lattices (e.g., silicene) under in-plane magnetic fields are predicted to realize the Haldane model requiring only the magnetic flux induced orbital effect [14]. Furthermore, the possibility of an experimental realization of Haldane’s model has been invigorated by recent evidences of strong proximity-induced SOC in graphene [15–17], which together with the evidence of proximity-induced exchange interaction in graphene on a ferromagnetic substrate [18–20] open realistic possibilities for future realizations of quantum anomalous Hall effect in graphene. The novel engineering of heterostructures containing a  $\text{CrI}_3$  thin film and a transition metal dichalcogenides monolayer [21] pave the way to the observation of quantum anomalous Hall effect in van der Waals heterostructures.

Recently, Tsaran and Sharapov [22] predicted that two-dimensional systems of massive Dirac fermions exhibit strong Shubnikov–de Haas (SdH) oscillations in the off-diagonal conductivity that could be observed in the spin or valley Hall conductivity of Dirac materials. Motivated by these studies, the present work employs quantum transport simulations to explore the possible emergence of SdHs in the anomalous (charge) Hall conductivity. For that purpose, we use the kernel polynomial method (KPM) [23,24], together with a numerical

implementation developed by García *et al.* [25], to calculate the off-diagonal conductivity. Our numerical results for the Haldane model show visible quantum magneto-oscillations in the anomalous component of  $\sigma_{xy}$ . However, different from Ref. [22], the oscillations have origins in a small asymmetry of high order Landau levels ( $|n| > 0$ ) under field reversal  $B \rightarrow -B$ . Although such asymmetry seems to have gone unnoticed in earlier works, we analytically show that it derives from quadratic correction to the low-energy spectrum around the Dirac points, and it can lead to sizable oscillations at low temperature that are similar to the traditional SdH oscillations as both depend on the magnetic field and are a consequence of the Landau levels.

The article is organized as follows. In Sec. II, we review the tight-binding Hamiltonian for the Haldane model in external magnetic field, discuss the numerical method, and report the SdH oscillations in the anomalous part of the Hall conductivity. Section III uses an extended low-energy approximation of the Haldane model to analyze the dependence of the asymmetries with the model parameters. In Sec. V we summarize our findings and discuss how our analysis can be used in transport experiments to characterize Chern insulators.

## II. MODEL AND RESULTS

We consider the Haldane model on a honeycomb lattice in a magnetic field

$$H = -\sum_{\langle i,j \rangle} t_1^{ij} c_i^\dagger c_j - \sum_{\langle\langle i,j \rangle\rangle} t_2^{ij} e^{i\varphi_{ij}} c_i^\dagger c_j + \sum_i M_i c_i^\dagger c_i, \quad (1)$$

where  $t_a^{ij} = t_a e^{i\phi_{ij}}$  are Peierls' substitution modified hopping integrals with phases  $\phi_{ij} = e/\hbar \int_j^i \mathbf{A} \cdot d\mathbf{l}$ ,  $\varphi_{ij} = \pm\varphi$  if an electron hops clockwise (counterclockwise) around a hexagonal plaquette (Fig. 1) and  $M_i$  are on-site potentials that equal  $\pm M$  on sublattice  $A(B)$ . In what follows, we set  $M = 0$  and  $\varphi = \pi/2$ , so that the system is a Chern insulator in the absence of external field ( $B = 0$ ).

In order to assess the density of states (DOS) and the transverse conductivity of large systems we employ the KPM [24], which has been extensively applied to investigate the electronic properties of graphene layers [26–29]. Within this approach the Green's functions and spectral operators are approximated by accurate matrix polynomial expansions. Chebyshev polynomials of the first kind are the most popular choice given their unique convergence properties and relation to the Fourier transform [30]. The expansion coefficients are computed by means of a highly stable recursive procedure, which allows one to treat very large system sizes. The first step is to rescale the energy spectrum of Eq. (1) into the interval domain  $[-1, 1]$  of convergence of the spectral series. This is easily achieved by defining rescaled operators and energies variables, that is,  $\tilde{H} = (H - b)/a$ , and  $\tilde{E} = (E - b)/a$ , where  $a = (E_T - E_B)/(2 - \epsilon)$ , and  $b = (E_T + E_B)/2$ . Here,  $E_T$  and  $E_B$  denote the top and bottom limits of the energy spectrum, respectively, and  $\epsilon$  is a small cutoff parameter introduced to avoid numerical instabilities. To improve the numerical convergence, we follow Ref. [25] and consider weak Anderson disorder in our calculations with on-site energies  $\epsilon_i$  randomly distributed between  $[-\gamma/2, \gamma/2]$  with  $\gamma = 0.02t$ .

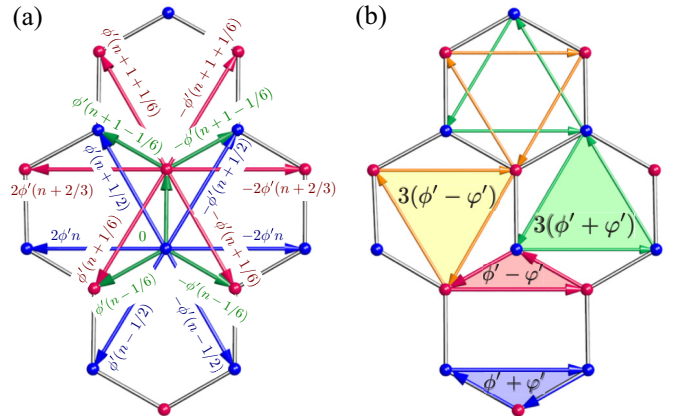


FIG. 1. (a) Hopping phases of the Peierls substitution with a Landau gauge  $\mathbf{A} = -By\hat{x}$  in the unit cell  $(n, m)$ . Phases for the NN hopping are in green. Phases for the NNN hopping in sublattices  $A$  and  $B$  are in red and blue, respectively. Here,  $\phi' = 3\sqrt{3}a^2eB/4\hbar$ . (b) Fluxes enclosed by the different paths involving NN and NNN hoppings for positive  $B$ .

The DOS of the system is expanded in terms of Chebyshev polynomials  $T_m(\tilde{E}) = \cos[m \arccos(\tilde{E})]$ . The  $N$ -order approximation to the rescaled DOS is

$$\rho(\tilde{E}) \simeq \frac{1}{\pi\sqrt{1-\tilde{E}^2}} \sum_{m=0}^{N-1} \mu_m g_m T_m(\tilde{E}), \quad (2)$$

where  $g_m$  is a kernel introduced to damp spurious (Gibbs) oscillations. The Chebyshev moments are obtained from  $\mu_m = \text{Tr} \langle T_m(\tilde{H}) \rangle$ , where  $\langle \dots \rangle$  denotes disorder average. To reduce the numerical complexity, we employ the stochastic trace evaluation technique

$$\mu_m \simeq \frac{1}{R} \left\langle \sum_{r=1}^R \langle \phi_r | T_m(\tilde{H}) | \phi_r \rangle \right\rangle, \quad (3)$$

with complex random vectors  $|\phi_r\rangle = D^{-1/2} \sum_{i=1}^D e^{i\theta_i} |i\rangle$ , where  $\{|i\rangle\}_{i=1\dots D}$  is the original site basis,  $\theta_i$  are independent random phases [24], and  $R$  is the total number of random vectors used in the calculation. The DOS for strong magnetic fields pointing along the  $\pm\hat{z}$  directions is shown in Fig. 2. It reproduces the spectrum of the Haldane model, as expected. The particle-hole symmetry breaking is caused by the inclusion of the next-nearest neighbor hopping integral. Panel (a) shows that the spectrum is only approximately symmetric under reversal of the magnetic field direction. This is clearer in panel (b) depicting a closeup of the DOS around the  $n = 1, 2$  LLs, where a small shift can be appreciated. Although the effect is relatively small, it is not due to numerical inaccuracy. The asymmetry results from competing next-nearest neighbor flux accumulation inside the plaquettes (see Fig. 1), where closed loops connecting sites of sublattice  $A$  have different phase variation than the ones connecting sites of sublattice  $B$  that depends on the sign of the magnetic field. This difference produces a mismatch between LLs of positive and negative fields and it is responsible for the emergence of SdH oscillations, as we shall subsequently see.

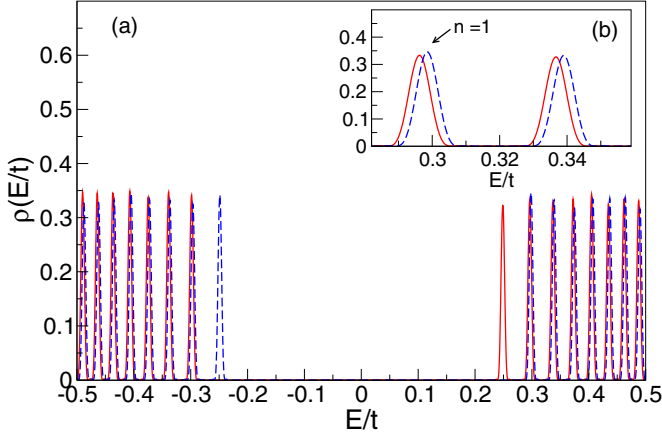


FIG. 2. Density of states calculated as a function of energy for a system described by the Haldane model with  $2 \times 800 \times 400$  sites,  $t_2 = \frac{0.5t}{6\sqrt{3}}$ ,  $B = 131$  T, and  $\gamma = 0.1t$ . The spectral expansion [Eq. (2)] employed 4000 polynomials and 70 random vectors. A Jackson kernel was used to damp Gibbs oscillations [24]. (a) Plot of the full density of states for positive field configurations (blue dashed line) and negative field configurations (red solid line). (b) Closeup of the DOS around the  $n = 1$  and  $n = 2$  LLs.

To calculate the conductivity tensor  $\sigma_{\alpha\beta}$ , we use an efficient numerical implementation of the KPM developed by García, Covaci, and Rappoport [25] based on the spectral expansion of the Kubo-Bastin formula [31]:

$$\begin{aligned} \sigma_{\alpha\beta}(\mu, T, B) = & \frac{ie^2\hbar}{\Omega} \int_{-\infty}^{\infty} dE f(\mu, T, E) \\ & \times \text{Tr} \left\langle v_{\alpha} \delta(E - H) v_{\beta} \frac{dG^{+}}{dE} \right. \\ & \left. - v_{\alpha} \frac{dG^{-}}{dE} v_{\beta} \delta(E - H) \right\rangle. \end{aligned} \quad (4)$$

In the above,  $\mu$ ,  $T$ , and  $B$  denote the chemical potential, temperature, and applied magnetic field, respectively. The Cartesian components of the velocity operator are designated by  $v_{\alpha(\beta)}$ , with  $\alpha, \beta = x, y$ .  $G^{\pm}$  stands for the retarded (advanced) single-particle Green's function and  $\delta(E - H)$  is the spectral operator. Finally,  $\Omega$  is the area and  $f(\mu, T, E) = 1/\{1 + \exp[-(\mu - E)/k_B T]\}$  is the Fermi-Dirac distribution function. The Green's functions and spectral operators in Eq. (4) are expanded in Chebyshev polynomials as performed for the DOS. Given the large number of moments retained in our calculations, the energy resolution is only limited by the mean level spacing  $\delta E$  of the simulated system [29,32].

The Hall conductivity consists of two parts: (i) a regular contribution  $\sigma_{xy}^R$  antisymmetric with respect to inversion of magnetic field direction and (ii) an anomalous contribution  $\sigma_{xy}^A$ . These are obtained from  $\sigma_{xy}^R = \frac{1}{2}(\sigma_{xy}^{+} - \sigma_{xy}^{-})$  and  $\sigma_{xy}^A = \frac{1}{2}(\sigma_{xy}^{+} + \sigma_{xy}^{-})$  with  $\sigma_{xy}^{\pm} = \sigma_{xy}(\mu, T, \pm B)$ . The results of our simulations are displayed in Fig. 3. The anomalous contribution  $\sigma_{xy}^A$  to the Hall conductivity is shown in panel (c). The steps in  $\sigma_{xy}$  occur whenever the energy crosses a LL (compare with DOS in Fig. 2). The quantized anomalous Hall plateau is clearly visible; however, oscillations develop at high electronic density. Upon comparison with the DOS, it becomes clear

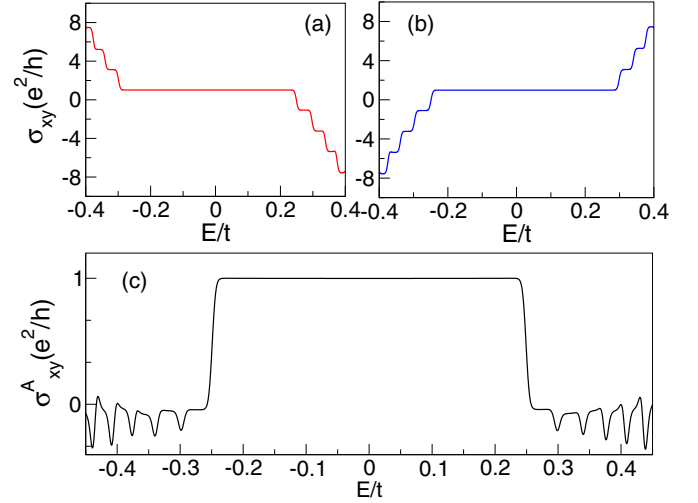


FIG. 3. Hall conductivity of the Haldane model calculated as a function of energy. Simulation parameters as in Fig. 2. Panels (a) and (b) depict the Hall conductivities calculated for  $\vec{B} = \mp B\hat{z}$ , respectively, and panel (c) shows the calculated anomalous part of the Hall conductivity.

that the SdH oscillations are produced by the shift in the spectra for  $\vec{B} = \pm B\hat{z}$ . These results show that the breaking of electron-hole symmetry has important consequences in the anomalous part of the Hall conductivity.

### III. CONTINUUM MODEL

To shed further light onto the oscillations seen in the quantum transport calculations, we derive a low-energy continuum model. To this end, we expand the tight-binding Hamiltonian Eq. (1) in momentum space around the inequivalent Dirac points  $K_{\pm}$  in the Brillouin zone [26]. The magnetic field is included by minimal coupling. We choose the basis  $(\mathbf{A}, \mathbf{B})^t$  for the four-component spinors with  $\mathbf{A} = (A K_{+}, A K_{-})$  (similarly for  $\mathbf{B}$ ). To linear order in  $\hbar\delta\mathbf{k} = \hbar(\mathbf{k} - \mathbf{K}_{\pm})$ , one obtains [6]

$$H_{\text{L.E.}} = v_F(\tau_z \otimes \pi_x \otimes \sigma_x + \pi_y \otimes \sigma_y) + \Delta \tau_z \otimes \sigma_z. \quad (5)$$

The low-energy Hamiltonian describes the coupling between the momentum of the particles and the pseudospin in the long-wavelength limit,  $\vec{\pi} = \hbar\delta\vec{k} - e\vec{A}$  denotes the canonical momentum with  $\vec{A} = B(-y, 0, 0)$  in the Landau gauge,  $v_F = 3t_1 a/2\hbar$  represents the Fermi velocity,  $a$  is the lattice constant, and  $\tau_z = \pm 1$  specifies the choice of Dirac point,  $\mathbf{K}_{\pm} = \pm(4\pi/3a)\hat{k}_x$ . Here,  $\Delta = 3\sqrt{3}t_2$  is referred to as the Haldane ‘‘mass.’’ The spectrum reads as

$$E_n^{(1)} = \eta \sqrt{\Delta^2 + 2|n| \left( \frac{\hbar v_F}{l_B} \right)^2}, \quad \text{for } |n| \neq 0, \quad (6)$$

$$E_0^{(1)} = -s_B \Delta, \quad \text{for } n = 0. \quad (7)$$

$\eta = \pm 1$  for electrons (holes),  $s_B = \text{sgn}(B)$ , and  $l_B = (\hbar/e|B|)^{1/2}$  is the magnetic length.  $E_0^{(1)}$  changes sign when the direction of the applied magnetic field is reversed. However, for  $|n| \neq 0$ ,  $E_n^{(1)}$  is independent of the field direction, in contrast to the numerical results. This is true for the expansion up to linear

order in  $\hbar\delta\vec{k}$ , but the inclusion of higher order terms can provide further refinements to the LLs energy spectrum [33,34]. We then include quadratic terms in the low-energy expansion. As far as the shift in the energy spectra for  $\vec{B} = \pm\hat{z}$  is concerned, it suffices to consider the correction to the next-nearest neighbors hopping. We find

$$H_{\text{L.E.}}^{(2)} = H_{\text{L.E.}} - \frac{\pi^2}{2m'}\tau_z \otimes \sigma_z, \quad (8)$$

with  $m' = 2\hbar^2/(t_2 9\sqrt{3}a^2)$ . The spectrum reads as

$$E_{n \neq 0}^{(2)} = s_B \frac{\hbar^2}{2m'l_B^2} + \eta \sqrt{\left(\Delta - \frac{\hbar^2|n|}{m'l_B^2}\right)^2 + 2|n|\left(\frac{\hbar v_F}{l_B}\right)^2}, \quad (9)$$

$$E_0^{(2)} = -s_B \left(\Delta - \frac{\hbar^2}{2m'l_B^2}\right) \text{ for } n = 0. \quad (10)$$

The inclusion of second order terms reproduces the LL shift when the direction of magnetic field is inverted, as found in our numerical simulations:  $\Delta E_n^{(2)} = E_n(|B|) - E_n(-|B|) = \hbar^2/(m'l_B^2)$  for  $|n| \neq 0$  is independent of  $n$ , and increases linearly with  $t_2$ . The inclusion of quadratic terms in the expansion also reduces the effective contribution from the Haldane mass by a factor that increases linearly with  $|n|$  for  $|n| \neq 0$ .

The difference between the energy spectra in the two approximations is shown in Fig. 4.  $\Delta E_n$  increases monotonically with  $n$  due to the character of the second-order correction in Eq. (8). The dependence of the energy shift with  $n$  and  $t_2$ , which is related to the size of the topological gap, can be used to extract the parameters of Chern insulators in transport measurements.

In the inset of Fig. 4 we compare the shifts determined from Eq. (9) with the tight-binding results for different values of the Haldane gap  $\Delta = 6\sqrt{3}t_2$ . They are in excellent agreement,

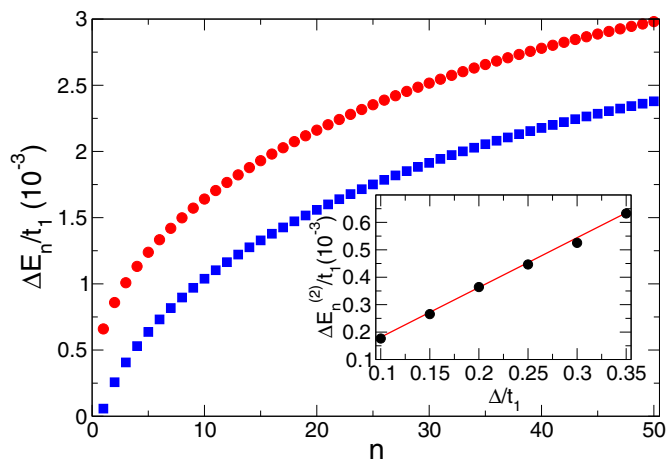


FIG. 4. Energy spectra difference  $\Delta E_n = E_n^{(1)} - E_n^{(2)}$  calculated for positive (red circles) and negative (blue squares) magnetic field. Inset: energy spectra shift according to continuum model (red line) and tight-binding calculations (solid circles). Simulation parameters:  $t_2 = \frac{0.2t}{6\sqrt{3}}$ ,  $D = 2 \times 10^6$  atoms,  $|B| = 157$  T,  $N = 5000$ , and  $R = 60$ .

showing that shift is a result of deviations from the linear dispersion relation in the vicinity of the Dirac points, arising from a competing next-nearest neighbor hopping integral introduced by Haldane and the external magnetic field.

#### IV. ANOMALOUS OSCILLATIONS

The continuum model can provide crucial information on the anomalous Hall conductivity for realistic magnetic fields not accessible with our KPM implementation. For this purpose, we evaluate the transverse conductivity  $\sigma_{xy}$  within the empty-bubble approximation [22,35]

$$\sigma_{xy} = \frac{e^2\hbar}{2\pi\iota l_B^2} \sum_{n \neq m} \frac{\langle v_x \rangle_{nm} \langle v_y \rangle_{mn}}{\delta E_{nm}^{(2)} (\delta E_{nm}^{(2)} + \iota\gamma)} \delta f_{nm}(\mu, T), \quad (11)$$

where  $E_{nm}^{(2)} = E_n^{(2)} - E_m^{(2)}$ ,  $\delta f_{nm}$  is the respective difference of occupation factors, and  $\gamma$  is a broadening parameter. The velocity matrix elements for states around  $K_+$  are

$$\langle v_x \rangle_{nm} = v_F N_{n,m} [\alpha_n \delta_{|n|,|m|-1} + \alpha_m \delta_{|n|-1,|m|}], \quad (12)$$

$$\langle v_y \rangle_{mn} = i v_F N_{n,m} [-\alpha_n \delta_{|m|-1,|n|} + \alpha_m \delta_{|m|,|n|-1}], \quad (13)$$

with

$$\alpha_n = \frac{E_n^{(2)} - s_B \frac{\hbar^2}{2m'l_B^2} - \Delta + \frac{\hbar^2|n|}{l_B^2 m'}}{\sqrt{2|n|} \frac{\hbar v_F}{l_B}}, \quad (14)$$

$$N_{nm} = \frac{1}{\sqrt{1 + (\alpha_n)^2}} \frac{1}{\sqrt{1 + (\alpha_m)^2}}. \quad (15)$$

Figure 5 shows the predicted anomalous Hall conductivity at 10 T for selected temperatures, using indicative values of hopping integrals motivated by a realization with graphene, that is,  $t_1 = 3$  eV and  $t_2 = 3 \times 10^{-2}$  eV. For example, a Chern insulator could be induced in graphene by proximity effect with either monolayer T'-WTe in combination with a

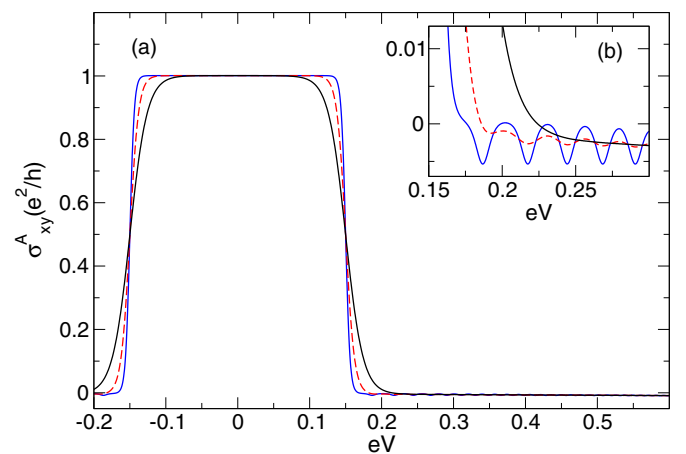


FIG. 5. (a) Anomalous part of the Hall conductivity calculated for the Haldane model in the continuum limit, including second order corrections. Results are obtained for  $t_2 \approx 0.03$  eV,  $|B| = 10$  T,  $\Gamma = 0.3$  meV, and different temperatures:  $T = 35$  K (blue solid line),  $T = 70$  K (red dashed line), and  $T = 140$  K (black solid line). Panel (b) highlights the SdH oscillations in the anomalous part of the Hall conductivity.

ferromagnetic insulator or magnetic doped T'-WTe. The WTe monolayer provides the quantum spin Hall state [36] and the spin degeneracy is lifted by a ferromagnetic layer [37]. The effect is less visible at higher temperatures due to the smearing of the quantum Hall steps. It is noteworthy that these SdH oscillations have a different origin from those discussed in Ref. [22], which manifest in the valley or spin Hall conductivity and thus require measurements of the nonlocal resistance [38]. We deal with a different model system, which in the absence of a magnetic field is a Chern insulator with Chern number  $C = 1$ . Here, the renormalized Haldane mass has opposite signs at  $K_{\pm}$  and leads to a Hall conductivity  $\sigma_{xy} \neq 0$  for  $B = 0$ . The predicted SdH oscillations should manifest in charge transport measurements of  $\sigma_{xy}(\mu, T, \pm B)$ . Furthermore, the present model also differs from the model in Ref. [22] by the second order terms. As a result, the two SdH oscillations are not directly comparable.

## V. CONCLUSIONS

We have investigated the transport properties of the Haldane model in the presence of strong magnetic fields by means of real-space calculations and low-energy continuum models. We identified in our numerical calculations a displacement between the energy spectra for magnetic fields of opposite directions, verifying that the Landau levels for  $|n| \neq 0$  are only approximately symmetric with respect to inversion of the applied magnetic field  $B \rightarrow -B$ . The mismatch between the LLs of positive and negative magnetic fields leads to SdH oscillations in the anomalous contribution to the Hall conductivity, which can be observed even at liquid nitrogen temperatures for Chern insulators with large topological gaps.

The presence of the quantum magneto-oscillations in the anomalous contribution to the Hall conductivity arises as a direct consequence of competing neighbor flux accumulation due to broken TRS. Therefore, we expect this phenomenon to be present in systems that exhibit an anomalous Hall state and can be modeled by generalized versions of the Haldane model [39,40]. Furthermore, these oscillations could be used as a tool to extract properties of the underlying microscopic mechanism that creates the energy gap in the system, such as the next-nearest neighbor amplitude in the Haldane model [6] or the tunneling amplitude between surface states of thin films mediated by spin-orbit coupling [41–43]. The recent observation of quantum spin Hall effect in two-dimensional WTe<sub>2</sub> at temperatures of up to 100 K [36] hints at a possible route for the fabrication of magnetic topological insulators with large topological gaps, where SdH oscillations in the anomalous contribution to Hall conductivity as described in this work could be observed.

## ACKNOWLEDGMENTS

We acknowledge the Brazilian agencies CAPES and CNPq for financial support. T.G.R. and A.F. acknowledge support from the Newton Fund and the Royal Society through the Newton Advanced Fellowship scheme (Ref. No. NA150043). J.H.G. received funding from the European Unions Horizon 2020 research and innovation programme under Grant No. 696656 (Graphene Flagship). ICN2 is supported by the Severo Ochoa program from Spanish MINECO (Grant No. SEV-2013-0295) and funded by the CERCA Programme/Generalitat de Catalunya.

- 
- [1] K. v. Klitzing, G. Dorda, and M. Pepper, *Phys. Rev. Lett.* **45**, 494 (1980).
  - [2] D. J. Thouless, M. Kohmoto, M. P. Nightingale, and M. den Nijs, *Phys. Rev. Lett.* **49**, 405 (1982).
  - [3] P. Streda, *J. Phys. C: Solid State Phys.* **15**, L1299 (1982).
  - [4] B. Simon, *Phys. Rev. Lett.* **51**, 2167 (1983).
  - [5] M. V. Berry, *Proc. R. Soc. London A* **392**, 45 (1984).
  - [6] F. D. M. Haldane, *Phys. Rev. Lett.* **61**, 2015 (1988).
  - [7] G. W. Semenoff, *Phys. Rev. Lett.* **53**, 2449 (1984).
  - [8] K. S. Novoselov, A. K. Geim, S. V. Morozov, D. Jiang, Y. Zhang, S. V. Dubonos, I. V. Grigorieva, and A. A. Firsov, *Science* **306**, 666 (2004).
  - [9] C. L. Kane and E. J. Mele, *Phys. Rev. Lett.* **95**, 226801 (2005).
  - [10] C. L. Kane and E. J. Mele, *Phys. Rev. Lett.* **95**, 146802 (2005).
  - [11] M. Z. Hasan and C. L. Kane, *Rev. Mod. Phys.* **82**, 3045 (2010).
  - [12] C.-Z. Chang, J. Zhang, X. Feng, J. Shen, Z. Zhang, M. Guo, K. Li, Y. Ou, P. Wei, L.-L. Wang *et al.*, *Science* **340**, 167 (2013).
  - [13] G. Jotzu, M. Messer, R. Desbuquois, M. Lebrat, T. Uehlinger, D. Greif, and T. Esslinger, *Nature (London)* **515**, 237 (2014).
  - [14] A. R. Wright, *Sci. Rep.* **3**, 2736 (2013).
  - [15] Z. Wang, D.-K. Ki, H. Chen, H. Berger, A. H. MacDonald, and A. F. Morpurgo, *Nat. Commun.* **6**, 8339 (2015).
  - [16] L. A. Benítez, J. F. Sierra, W. Saverio Torres, A. Arrighi, F. Bonell, M. V. Costache, and S. O. Valenzuela, *Nat. Phys.* **14**, 303 (2018).
  - [17] T. S. Ghiasi, J. Ingla-Aynés, A. A. Kaverzin, and B. J. van Wees, *Nano Lett.* **17**, 7528 (2017).
  - [18] Z. Wang, C. Tang, R. Sachs, Y. Barlas, and J. Shi, *Phys. Rev. Lett.* **114**, 016603 (2015).
  - [19] A. Hallal, F. Ibrahim, H. Yang, S. Roche, and M. Chshiev, *2D Mater.* **4**, 025074 (2017).
  - [20] V. T. Phong, N. R. Walet, and F. Guinea, *2D Mater.* **5**, 014004 (2018).
  - [21] D. Zhong, K. L. Seyler, X. Linpeng, R. Cheng, N. Sivadas, B. Huang, E. Schmidgall, T. Taniguchi, K. Watanabe, M. A. McGuire *et al.*, *Sci. Adv.* **3**, 1603113 (2017).
  - [22] V. Y. Tsaran and S. G. Sharapov, *Phys. Rev. B* **93**, 075430 (2016).
  - [23] R. N. Silver and H. Röder, *Phys. Rev. E* **56**, 4822 (1997).
  - [24] A. Weiße, G. Wellein, A. Alvermann, and H. Fehske, *Rev. Mod. Phys.* **78**, 275 (2006).
  - [25] J. H. García, L. Covaci, and T. G. Rappoport, *Phys. Rev. Lett.* **114**, 116602 (2015).
  - [26] A. Ferreira, J. Viana-Gomes, J. Nilsson, E. R. Mucciolo, N. M. R. Peres, and A. H. Castro Neto, *Phys. Rev. B* **83**, 165402 (2011).
  - [27] Z. Fan, A. Uppstu, and A. Harju, *Phys. Rev. B* **89**, 245422 (2014).
  - [28] T. P. Cysne, T. G. Rappoport, A. Ferreira, J. M. V. P. Lopes, and N. M. R. Peres, *Phys. Rev. B* **94**, 235405 (2016).
  - [29] N. Leconte, A. Ferreira, and J. Jung, in *2D Materials*, edited by F. Iacopi, J. J. Boeckl, and C. Jagadish, Semiconductors and Semimetals Vol. 95 (Elsevier, Amsterdam, 2016), pp. 35–99.

- [30] J. P. Boyd, *Chebyshev and Fourier Spectral Methods*, 2nd ed., Dover Books on Mathematics (Dover Publications, Mineola, NY, 2001).
- [31] A. Bastin, C. Lewiner, O. Betbederematibet, and P. Nozieres, *J. Phys. Chem. Solids* **32**, 1811 (1971).
- [32] A. Ferreira and E. R. Mucciolo, *Phys. Rev. Lett.* **115**, 106601 (2015).
- [33] Y. F. Suprunenko, E. V. Gorbar, V. M. Loktev, and S. G. Sharapov, *Low Temp. Phys.* **34**, 812 (2008).
- [34] A. Kretinin, G. L. Yu, R. Jalil, Y. Cao, F. Withers, A. Mishchenko, M. I. Katsnelson, K. S. Novoselov, A. K. Geim, and F. Guinea, *Phys. Rev. B* **88**, 165427 (2013).
- [35] A. Ferreira, J. Viana-Gomes, Y. V. Bludov, V. Pereira, N. M. R. Peres, and A. H. Castro Neto, *Phys. Rev. B* **84**, 235410 (2011).
- [36] S. Wu, V. Fatemi, Q. D. Gibson, K. Watanabe, T. Taniguchi, R. J. Cava, and P. Jarillo-Herrero, *Science* **359**, 76 (2018).
- [37] P. Wei, S. Lee, F. Lemaitre, L. Pinel, D. Cutaia, W. Cha, F. Katmis, Y. Zhu, D. Heiman, J. Hone *et al.*, *Nat. Mater.* **15**, 711 (2016).
- [38] R. V. Gorbachev, J. C. W. Song, G. L. Yu, A. V. Kretinin, F. Withers, Y. Cao, A. Mishchenko, I. V. Grigorieva, K. S. Novoselov, L. S. Levitov *et al.*, *Science* **346**, 448 (2014).
- [39] S. Yang, Z.-C. Gu, K. Sun, and S. Das Sarma, *Phys. Rev. B* **86**, 241112 (2012).
- [40] X.-P. Liu, W.-C. Chen, Y.-F. Wang, and C.-D. Gong, *J. Phys.: Condens. Matter* **25**, 305602 (2013).
- [41] R. Yu, W. Zhang, H.-J. Zhang, S.-C. Zhang, X. Dai, and Z. Fang, *Science* **329**, 61 (2010).
- [42] Y. Zhang, K. He, C.-Z. Chang, C.-L. Song, L.-L. Wang, X. Chen, J.-F. Jia, Z. Fang, X. Dai, W.-Y. Shan *et al.*, *Nat. Phys.* **6**, 584 (2010).
- [43] X. Kou, L. Pan, J. Wang, Y. Fan, E. S. Choi, W.-L. Lee, T. Nie, K. Murata, Q. Shao, S.-C. Zhang *et al.*, *Nat. Commun.* **6**, 8474 (2015).