

This is a repository copy of *Controlling the Crucible : A Novel PvP Recommender Systems Framework for Destiny*.

White Rose Research Online URL for this paper:
<http://eprints.whiterose.ac.uk/134035/>

Version: Accepted Version

Proceedings Paper:

Sifa, Rafet, Zhai, Kevin, Pawlakos, Eric et al. (4 more authors) (2018) Controlling the Crucible : A Novel PvP Recommender Systems Framework for Destiny. In: Proceedings of Australian Computer Science Week, Interactive Entertainment. Association for Computing Machinery (ACM) .

<https://doi.org/10.1145/3167918.3167926>

Reuse

Items deposited in White Rose Research Online are protected by copyright, with all rights reserved unless indicated otherwise. They may be downloaded and/or printed for private study, or other acts as permitted by national copyright laws. The publisher or other rights holders may allow further reproduction and re-use of the full text version. This is indicated by the licence information on the White Rose Research Online record for the item.

Takedown

If you consider content in White Rose Research Online to be in breach of UK law, please notify us by emailing eprints@whiterose.ac.uk including the URL of the record and the reason for the withdrawal request.

Controlling the Crucible: A PvP Recommender Systems Framework for *Destiny*

Abstract

*Compared to conventional retail games, today's Massively Multiplayer Online Games have become progressively more complex. Consumable resources in such games are nearly unlimited, making decisions to improve levels of engagement more challenging. Intelligent information filtering methods here can help players make smarter decisions, thereby improving performance, increasing engagement, and reducing the likelihood of early departure. Here a novel approach towards building a hybrid content- and knowledge-based recommender system for player-versus-player (PvP) content in the *Destiny* is presented. The framework groups the players based on three distinct traced behavioral aspects: base stats, cooldown stats, and weapon playstyle. Different combinations of these profiles are considered to make playstyle recommendations and online evaluations through the social community website Reddit are made to evaluate the performance of the framework.*

1. Introduction

Massively Multiplayer Online Games (MMOGs) have become increasingly more complex as gaming culture and technology mature. MMOGs are constantly introducing new gameplay features and updates, leading to an environment where players have an immeasurable number of choices about how to play the game. Players across all skill ranges, from casual players to professional eSports athletes, want to know how they can play these games better. In this context, being better can be described by a variety of outcomes that range from improving kill-death ratio in the online first person shooter game *Counter-Strike* to scoring higher damage per second in the freemium multiplayer online battle arena game *League of Legends*. A recommender system built for these types of environments would impact how players think about their gameplay and might allow them to engage more with the games.

These systems are not only good for the players, but for the game developers as well. For persistent online games such as *Destiny* that are constantly updated,

commercial success rests on the game's ability to keep a community engaged for long periods of time. Having an accurate recommendation system advising players on how to improve will create more incentive to continue playing, since players know that they have a tangible goal to work towards [1], [2], [3].

In this paper, a multi-profile recommendation framework is introduced to address the unique properties of the gaming domain, specifically for the online multiplayer shooter game *Destiny*. Robust and extremely accurate recommendation systems for MMOGs have not been explored thoroughly previously. Existing systems such as collaborative filtering are not appropriate for this setting, since consideration needs to be given to a variety of different metrics and player preferences. The recommender system is tested on real life *Destiny* players on the social website Reddit, and the system is evaluated by interviewing these players, giving insight to the social aspect of games and MMOGs in particular. The resulting framework provides flexible recommendations on multiple aspects of the game and has potential commercial applications in eSports and gaming websites dedicated to helping players improve.

2. Related Work

Due to limited space, the review of current state-of-the-art across behavioral profiling and recommender systems in games will be limited to key references.

Behavioral Analytics and Profiling in Games: Over the past few years, Game Analytics has emerged as a core topic in game design and research, forming a core component of game development today [4]. Behavioral telemetry in major commercial game titles are of large volume, highly varied and typically volatile [5], [6], [7], [8]. This is exemplified by *Destiny*, whose back end telemetry servers host over a thousand features for each player, including a daily summary of their performance in the game [9]. Developing behavioral profiles in modern game development can be challenging. However, it creates great benefit by forming condensed, actionable views of the behavior of the player base, which can inform design, track problems, assist matchmaking, and identify players groups with specific characteristics [3]. A substantial number of

papers have been published on behavioral profiling in games. The first paper to specifically utilize behavioral profiling in commercial game titles was Drachen et al. [10] who worked with Self-Organizing Networks. The majority of previous work is focused on employing cluster analysis or segmentation methods, but comparative analyses were provided by Bauckhage et al. [11] and Drachen et al. [12]. Drachen et al. [9] developed behavioral profiles for a set of 10,000 players of *Destiny*, focusing on discovering the best performing cluster models for the task of handling high-dimensional behavioral clustering. Working with a set of 4,800 randomly selected players and 41 performance-focused features, four cluster models were applied to a dataset covering two primary game modes in *Destiny*: Player-versus-Player and Player-versus-Environment. The performance of each model was described, and sets of 4-5 playstyles identified across each model. The authors concluded that Archetype Analysis (AA) [13], [12] performs best in terms of developing clearly separated and explainable profiles, the latter forming a key quality criteria in games-based behavioral profiling as argued by Drachen et al. [10].

Recommender Systems: While the current state-of-the-art of Game Analytics is advancing rapidly, the topic of applying recommender systems in games remains relatively unexplored. Recommender systems initially saw use in games with the focus on training and assisting game AI and are relatively well explored in games for that purpose [14]. However, research on systems for recommending products or behaviors to users are comparatively rare. The first major academic-based inroads towards using recommender systems Sifa et al. [15] focused on recommendation game titles to players based on the games they had played previously, introducing an AA [13] based recommender system for game recommendation across a 3000+ game dataset from the game distribution platform Steam. Around the same time, Valve, the company behind Steam, introduced a recommender system to their storefront (the two projects being unrelated). The work focused on recommending games, similar to movie recommendations on platforms such as Netflix or app recommendations on the AppStore [16], [17]. Similarly, Anwar et al. [18] used collaborative filtering to suggest games to players via evaluating the opinions of similar players. Notably, the system was evaluated via a live player sample, an approach that is also adopted here. [19] adopted a different approach, generating recommendations based on user interaction with a game and information related to the game, to recommend a list of games to the user.

In addition to recommending which games to play, recommender systems can also be used to recommend

behaviors to players during play or which items to buy. The potential was mentioned by Sifa et al. [15] and an industry case study described by Weber [20], whereas this is the first study to realize that in the context of MMOGs. Before moving on to describing the methodology, an overview about *Destiny* is given in the following section.

3. *Destiny*: An Open World Game

Destiny is a mythic, science-fiction themed online first-person shooter set 700 years in the future. Following the discovery of a mysterious, sentient celestial body named “the Traveler”, beings on Earth were given the ability of space travel, as well as superhuman abilities. Players assume the role of “Guardians”, superpowered beings who defend the Traveler from alien threats with special abilities and superior gunmanship. To do this, they investigate alien activity in the solar system, as well as train against each other in a controlled environment known as “the Crucible.”

Destiny is, above all else, an online first-person shooter (FPS). Most of the game revolves around a player-controlled character using several of the thousands of weapons available to kill other players or computer-controlled enemies. However, it also incorporates elements from MMOGs such as *World of Warcraft*, which emphasize a social and cooperative element of gameplay as well as a strong focus on collecting new weapons, armor, and items. *Destiny* offers both player vs. environment (PVE) and player vs. player (PVP) game modes. PVE game modes allow the player to patrol various planets and attempt solo missions, as well as tackle cooperative missions known as “strikes” and “raids”.

As far as the MMO elements of the game, *Destiny* offers players the ability to amass various currencies used to purchase weapons, armor, and items such as ammunition packs. Also being a role-playing game (RPG), *Destiny* offers a wide variety of customization options, starting with character customization. A player may choose to be male or female, one of three races, and one of three classes (Titan, Hunter, and Warlock), each with three subclasses. Each subclass contains a “skill tree” which lets players further customize their character by choosing special abilities and augmenting their agility, armor, and recovery (base stats). Respectively, these stats affect how fast a player’s character moves, how durable they are, and how fast they can recover from damage taken. Each class has a built-in bonus in one of the three base stats, meaning each class has innate advantages and disadvantages compared to the others.

Beyond character customization is weapon and armor choice, which grants a player the freedom to choose from four primary weapon types (Auto Rifle, Scout Rifle, Pulse Rifle, and Hand Cannon), four special weapon types (Sniper Rifle, Shotgun, Fusion Rifle, and Sidearm), and three heavy weapon types (Rocket Launcher, Machine Gun, and Sword). Each weapon type has situational advantages and disadvantages, allowing players to choose weapons which suit their specific playstyle. With respect to armor, every player can equip gear to protect their guardian from oncoming fire, and they may choose to use gear which augments their intellect, discipline and strength (cooldown stats). Respectively, these attributes determine how often a player may use their super ability, their grenades, and their powered melee attack. Finding the right balance in these attributes can enhance a player's capacity to play how they want by enabling them to use their favorite abilities more often.

All PVP gameplay occurs in the Crucible, a training ground where guardians practice their gunmanship before engaging the enemy in combat. Given the highly competitive nature of the Crucible, players are always on the lookout for an advantage over their opponents. Some may seek more powerful weapons and armor, while other may look to change their character's customization via base stats and cooldown stats. Knowing the vast amount of variability in the player base, it's important to consider several aspects of the gameplay when offering a recommendation, rather than honing in on only one or two. A player may not be keen on a recommendation to change his weapon, but would enjoy advice on which stat allocation to choose, or vice versa. The multi-profile recommendation framework that is proposed aims to address this challenge of inherent player preferences in gaming recommendations.

4. Data and Pre-processing

The datasets that are generated are based on a random sample of 10,000 players from the available pool of players with a playtime above 2 hours. The final dataset was a combination of two distinct datasets, generated through the Bungie API in 2016. These datasets were pulled during *The Taken King* expansion, released on September 15, 2015. *Destiny* passed 30 million active players in 2016 [21], and has been running since 2014. It is important to note that any profiles generated are by their nature of limited shelflife as accurate representations of the players, since *Destiny* is constantly patched and updated.

The first of these datasets was tracking 930,000 Crucible (PvP) matches. Each time a player enters a PvP match, 46 metrics are tracked about the players

in the match, focusing on performance data about the behavior of the players. This includes metrics related to their score (such as kills, deaths, assists, total points, etc...) and metrics related to their behavior (such as the amount of kills with a particular gun, which weapons they used, their average time alive per life, etc...). Within a PvP match, a player can get a kill in 15 separate ways (all of the ways are listed in the feature definition). The kills earned with each of the 15 weapons was converted into a proportion. By doing so, the issue of players having different number of matches and number of kills is avoided. Proportions also give us more information about a player's preferred weapon overall. In order for the recommender system to recommend weapons, a player's favorite weapons had to be calculated. The usage of specific weapons per player was aggregated in order to find a given player's overall usage of a particular weapon. After parsing all the matches the aggregated dataset consisted of 8,873 characters and 38 features.

The second dataset contains aggregate information about the characters of a player. More than 1,000 features are available. As such, the dataset forms a "snapshot" of the player's current status at the time the data was pulled. Within this dataset, the most relevant information was in the "base stats" and the "cooldown stats" of the players. A more detailed explanation of what these stats are is included in the feature definitions. Since these stats effect various aspects of combat, a player's distribution of their stats should be reflective of how they play the game. After parsing the dataset, the stats were converted into proportions. This is important due to the varying level of the players. A player with better gear will simply have more raw stats than another player with worse gear, but if both of these players have allocated their stat points in similar proportions, they should be identified as similar. Taking the proportion allows us to normalize the issue of varying levels and quality of gear, which will give a player more raw stats. After parsing the data, the second dataset consisted of 24,116 characters and 6 features in total.

Given that the goal of this analysis is introducing a recommendation system for players to get better, it is critical to consider the features to recommend against. In other words, a feature that can discriminate which players are "good" players needs to be chosen. Candidates for this feature are lightlevel and combat rating.

Lightlevel is calculated from a player's equipment stats. In *Destiny*, better equipment will have more raw stats and as such better equipment will result in higher light level. In order to get better equipment in *Destiny*,

a player has to spend additional time playing the game after reaching level 40, the maximum level. Two level 40 players can have very different lightlevels depending on their respective equipment. It is important to note that getting better equipment takes skill in addition to time, whereas character level can be earned just by playing.

Combat Rating, which is discussed in more detail in the feature explanations, is used as an overall measure of a player's skill in *Destiny*, also functioning as the key metric for matchmaking purposes in PvP. It is important to note that due to the competitive nature of PvP in *Destiny* and the time taken to acquire gear in *Destiny*, the players that are being recommending against should have played the game long enough to earn their preferred gear. If the entire pool of players is considered, there will be people who are playing with specific gear simply because they have no other choice (and recommending this gear would be problematic since this gear may not be the original player's desired gear). By considering a subset of players that have played the game long enough, it becomes more likely that the player's equipment is the equipment they actually want (since they have had the time to earn gear and select the items they want to use). Since character level is easily attained, and combat rating can be high regardless of playtime (on the *Destiny* leaderboards some of the overall highest combat ratings are associated with players who have played only 50 PvP matches), the decision was made to subset the tracked players based on their "lightlevel".

As discussed above, lightlevel is calculated from a player's equipment and requires time and skill to increase. At the time this data was taken (during the *Taken King Expansion*), the maximum light level attainable in the game was 335. By considering the top 40 percent of players, those with a light level above 200, we ensure that the players in our dataset have enough playtime and have freedom of choice in their equipment. This decision was made since low-level players will not have played the game long enough to have earned their desired gear and often lack choices for their gear (since they have not earned much gear). Taking the top 40 percent increases the likelihood that these players have had the time, and options, to find and select their desired gear.

After merging the two datasets, the initial pool of characters decreased from 24,116 to 8,873. Naturally, since the analysis is focused on PvP, only characters that had appeared in the 930,000 tracked PvP matches were considered. Additionally, since *Destiny* tracks all their players quite extensively, we were able to create a concise subset of the overall data. After merging,

the initial subset based on lightlevel, and the initial feature extraction, the final dataset consisted of 2,153 characters and 32 features (from the initial random sample of 10,000 players and 24,116 characters).

Combat Rating: Combat Rating (CR) is a metric designed by Bungie that is used to assign a single number that is representative of a given player's overall skill. Although the exact calculation of Combat Rating is not publicly available, it is based on the Trueskill system, a bayesian model used for player/team ranking. It is also known how CR changes: If a player wins a match, their CR will increase. Similarly if a player loses a match, their CR will decrease. Additionally, the amount of increase/decrease in a player's CR changes relative to the gap in CR between the two teams. For example, if a player on a team with a much lower overall CR beats a time with a higher overall CR team, the player will get a larger increase in their CR relative to if the two teams had similar overall CRs. Many online games with matchmaking have some variant of an ELO/Ranking system. Combat Rating, like other ELO systems, is quite important for a game's matchmaking system to produce balanced matches where all the players are of similar skill levels.

Proportion Base Stats: Here we are dealing with the proportion of points placed into Agility, Armor, and Recovery. Agility is used to increase a player's overall movement speed and jump. Before we talk about armor and recovery, it is important to talk about how health works in *Destiny*. A player's overall "lifefbar" is split into two segments: actual health and a shield. Every player has the same amount of health and shield regardless of what their stats are. Armor can be thought of as damage reduction *in addition to* a player's base defenses. In other words, when the shields go down, a player with higher armor will lose less actual health per hit relative to a player with lower armor. Recovery, on the other hand, effects how fast shields recharge, and reduces the delay of recharge (the time between a shield going down and starting to "recharge"). Additionally, each character created starts with a bonus to one of these three stats. For example, if a player chooses to be a Hunter, their character receives a +5 bonus to agility.

Proportion Cooldown Stats: Similar to the Base Stats we also consider the proportion of points placed into Discipline, Intellect, and Strength. In PvP matches, there are 3 specific attacks that are on a "charge". In other words, these are attacks that require time to recharge before they can be used again. These three attacks are a character's grenade, super, and melee attacks. Discipline helps grenade attacks recharge faster, Intellect helps super attacks recharge faster, and Strength helps melee attacks recharge faster. We would

like to note that proportions were used for the Base and Cooldown stats as a way of normalizing the effect of a player’s gear. Players with better gear will have a larger value of raw stats compared to players with worse gear. However, the distribution of stats is largely independent of the quality of gear. For example, if players with different gear are placing the majority of their stats in armor, this implies both players are tanks regardless of the raw value of the armor stat.

Inventory List: To characterize weapon usage, the inventory list is an aggregated list of the weapons used by a player throughout all tracked PvP matches. After parsing and aggregating 930,000 PvP matches, each character is associated with their own list of weapon usage.

Kills-Death Ratio: One of the de facto first person shooter player ranking features is the kill(s)-death(K/D) ratio [22], which is the ratio of a player’s total kills to their total deaths in a given match. Higher kills-death ratios are correlated with better players.

Average Score Per Life/Per Kill: These features are the player’s average score per life (each time they die) and per kill (their average score at the time of a kill). A player’s score is a combination of their kills, assists, and any other in-game actions such as capturing an objective. These features help to distinguish players with similar kills-death ratio. A higher average score per life indicates a larger impact on the game.

Resurrection: Whenever a player dies, there is the option to “revive” the dead player. A living player must interact with the dead player and take time to revive the dead player. If this action is performed successfully, the previously dead player will be alive and able to resume playing in the current match again. If a dead player is not revived, they will have to wait until the match has ended in order to become alive again.

Proportion Offensive/Defensive Kills: In the PvP matches, there are specific match types that are objective-based, such as “Control”, where players work together to gain control of an objective/area on the map. During these matches, offensive and defensive kills represent the player’s kills that haven taken place either capturing or defending the objective.

Average Kill Distance: To consider proximity preferences of users we incorporate the average kill distance as a feature as well. This keeps track of how far the player is from the other players that are killed. Players who prefer long range weapons, such as snipers, will have a much higher average kill distance than players who prefer close range weapons, such as shotguns.

Proportion Weapon Kills: This composite feature consists of 14 separate features. The proportion of

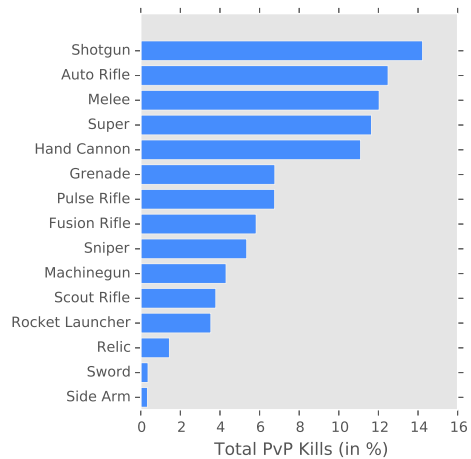


Figure 1: Distribution of kills (in %) for each weapon type. Notice that the more popular weapons require less accuracy to use compared to the less popular weapons. Low accuracy weapons, such as the shotgun and auto rifle, require less skill to use than high accuracy weapons, such as scout rifles and sniper rifles.

weapon kills represents the proportion of kills that a player got with a specific weapon type. In Destiny, a player has the freedom to change their weapon load-out after each death. As such, the proportion of weapon kills provides reliable information on how a player chooses to play the game. The possible weapons a player can get a kill with are as follows: Auto Rifle, Fusion Rifle, Grenade, Hand Cannon, Machinegun, Melee, Pulse Rifle, Rocket Launcher, Scout Rifle, Shotgun, Side Arm, Sniper, and Super. The weapons all have varying levels of power, firing rate, and effective distance. In general, there is a balance between these characteristics. Additionally, each weapon fits into one of three inventory slots (primary, special, heavy) depending on the weapon’s type. Primary weapons include *scout rifles* (medium fire rate, good distance and accuracy), *pulse rifles* (fire in bursts, and effective at a medium range), *auto rifles* (high fire rate, large recoil and low accuracy), and *hand cannons* (revolver handguns, short range and high power). Special weapons, which deal more damage than usual, are typically used in special circumstances. These are the *shotguns* (very high power, very short distance), *sidearms* (high fire rate, but short distance and low power), *sniper rifles* (very long range, high power), and the *fusion rifles* (low to medium range, fire in *cycles*). Finally there are the Heavy weapons, which can deal large amounts of damage very quickly. These are the *machine guns* (high rate of fire, very large capacity; they can continuously fire without stopping for longer than other weapons),

Table 1: Profiles based on Base Stats Cluster

Cluster	Profile Name	Description
1	Tank	High Armor/Recovery & Low Agility
2	Speedster	Maxed Agility & Low Armor/Recovery
3	Bruiser	High Agility/Armor & Low Recovery
4	Guerrilla	Maxed Recovery & Low Agility/Armor

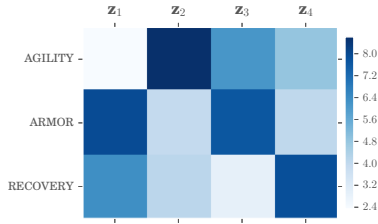


Figure 2: Results on clustering base stats. The results show two clusters (0 and 2) are high on two base stats and two clusters (1 and 3) are maxed out on one stat, but low in the other stats. Players tend to have a preference for one or two base stats as opposed to equally allocating to all three.

rocket launchers (deal a large amount of damage to a large area), and the *swords* (very short range, only effects a single target, but deals massive damage). Notice that there are three weapons that every character has by default and do not require a slot. These are the Melee, Grenade, and Super (which are recharged throughout the game). The melee is a close range attack that is unique to the type of character. Grenades are explosives that deal damage in a small area. Supers are very powerful abilities (such as equipping a gun that will kill anyone hit by it, or becoming surrounded by a bubble that will make a player and nearby allies unable to be damaged). Fig. 1 illustrates the distribution of players killed by the various weapons. This distribution allows us to see weapons that the overall community uses to get kills.

5. PvP Recommender Systems Framework

The goal was to develop a novel way to recommend in-game items and stats allocation to Destiny players. Instead of using a single recommender profile, a multi-dimension approach to player profiling was conceptualized and used as a framework for the final recommendation model. The basic tools that were used for the multi-profile recommender systems framework are based on clustering players on different metrics of the game.

5.1 Player Profiling with *k*-means Clustering

A popular technique to group similar players together in the field of game analytics is *k*-means Clustering.

Table 2: Profiles based on cooldown stats

Cluster	Profile	Description
1	DISC/INT	High on Discipline and Intellect
2	DISC/STR	High on Discipline and Strength
3	STR/INT	High on Strength and Intellect

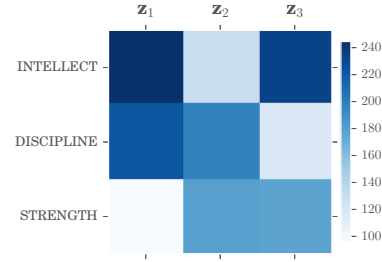


Figure 3: Different clusters on Cooldown Stats. The results show clusters that are high on two stats and low on the other. Players tend to prefer having very low cooldowns on two abilities instead of equally spreading across all three.

This method was chosen as it provides an efficient way to characterize the different behaviors of players on average. *k*-means clustering groups a given dataset into a certain number of clusters (assume *k* clusters) fixed a priori. The algorithm focuses on calculating centroids for each of the cluster and assigns each data point to the nearest centroid. This process is done iteratively until the centroids converge to their final values. It results in minimizing in-cluster variance and maximizing inter-cluster variance, which is exactly what was desired when it came to classifying players in Destiny. Traditionally, *k*-means does a good job in classifying average tendencies in the dataset and is not the best approach if trying to find clusters that define extreme behaviors of players. As explained later in the paper, AA was used when it was desired to cluster players based on their game-play styles.

When it came to analyzing the base stats and cooldown stats of players, the extreme allocations would just be maxing out on one of the stats which doesn't help in the classification process. Hence, it made sense to use *k*-means to come up with the common configurations the players were using for their characters.

Silhouette analysis was used to evaluate the *k*-means clustering results and to select a "reasonable" number of clusters. Silhouette analysis graphically represents the results of any clustering algorithm where each cluster is represented by a *silhouette*. The silhouettes represent the distance between clusters and additionally show how well the observations are fitting in each

cluster. The silhouette coefficient is calculated using the mean within-cluster and the mean nearest-cluster distance for each sample. The silhouette coefficient falls between -1 and 1, where 1 is the best outcome and -1 is the worst. A silhouette coefficient of 0 implies that the clusters are overlapping, whereas negative values imply observations have been placed in the wrong cluster. All of the profiles were evaluated through silhouette analysis to select an appropriate number of clusters and to evaluate the performance of the clustering algorithms.

Profiling Base Stats: The game has three base stats that were focused on namely, Agility, Armor & Recovery. Players customize their characters by allocating points to each of these base stats to complement their class and game-play style. After analyzing the results from k -means for 3-5 clusters, the 4 cluster results were chosen to be the best balance between prediction and interpretability of clusters [22], [10] 2. Each cluster was assigned a profile to reflect playstyle. The profiles are shown in Table 1.

Profiling Cooldown Stats: The game also has three stats that improve the cooldown times of various abilities like special, grenade, etc. These stats could also serve as potential profiling metrics to characterize players and their play-styles. k -means clustering was performed over the three cooldown stats, viz. Strength, Discipline & Intellect. It here made sense to have 3 clusters as more often than not, the players would max out on 2 of the 3 stats based on their requirements. Allocating equally to all 3 is sub-optimal and rarely done by high-level players. The cluster definitions and profile assignments can be seen in Fig. 3 and Table 2 respectively.

5.2 Player Profiling with Archetypal Analysis

In *Destiny*, players are constantly changing their playstyle, whether to try out something new or to keep up with the meta (using the “best gear at a given point in time). As such, the main playstyles in the game were identified. Archetypal analysis is used to determine the extreme entities, the *archetypes*, in a given dataset. These archetypes are prototypical points that will represent a given population. Once the archetypes have been identified, every player in the dataset can be represented as a convex combination of these extremes.

The archetypes are typically not manifestations of actual players, but rather are manifestations of extreme behavior qualities. Thus, players typically have less extreme values relative to the archetypes. After calculating the archetypes for each of the players in the dataset, players were assigned to the archetype with the largest value, resulting in archetypal clusters. Since AA is focused on the extreme entities, there is a more

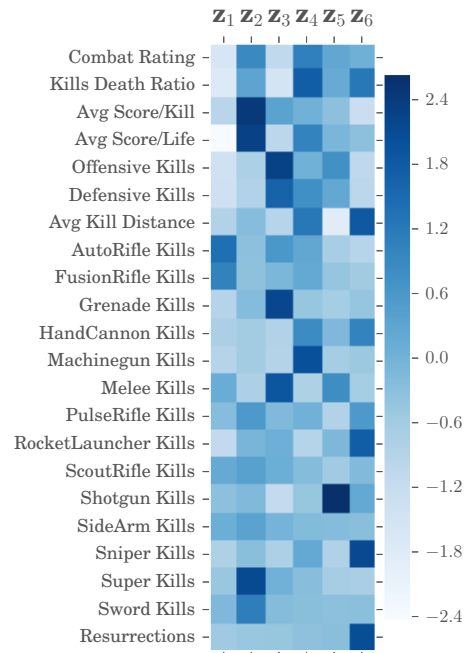


Figure 4: Illustration of six distinct playstyle archetypes. Some archetypes are defined by specific weapon usage, such as 1, 5, and 6 for Auto Rifles, Shotguns, and Sniper Rifles respectively. Other archetypes represent a general playstyle, such as 2 being a player who relies on timing their super ability to score points.

pronounced difference between the archetypal clusters relative to the difference in centroid based clustering algorithms. The optimal number of archetypes was 6, based on the scree plot and additionally based on the interpretability of each archetype.

5.3 The Recommender System

Rather than relying on a single dimension for building the recommender system, all three different player profiles across base stats, cooldown stats and weapon playstyle were used. The recommender approach was two-pronged:

- 1) Recommend weapon loadouts to players based on similar players
- 2) Recommend optimal allocations for both base stats and cooldown stats

Weapon Recommendations: For a given player, the first step was to find similar players using the three profiles, viz. base stats, cooldown stats & playstyles. The 3-way intersection set (region 1 in Fig. 5) of players having same profile assignments as the target player was found. From these set of similar players, two players were singled out for recommendation - the best player & the closest (most similar) player.

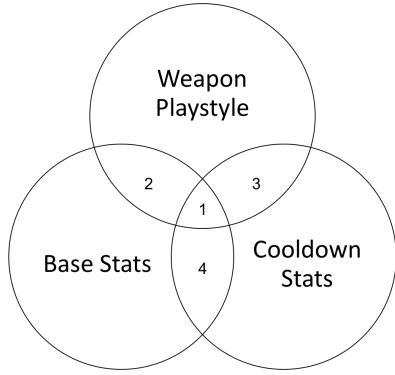


Figure 5: Illustration of the three different player profile perspectives used to generate recommendations. For each of the profiles there are clusters within each profile that a player falls into. Each intersection represents the pool of players that can be considered for recommending on. For a given player X , Intersection 1 represents players that are most similar across all three profiles. Intersections 2,3,4 represent players that are different in a third profile. For example, taking the players at intersection 2 to recommend on would give show players that are varied in cooldown stats. This recommendation framework provides a flexible way to consider different aspects of gameplay and take into account what the player is willing to change.

The best player was found by simply finding the one having the maximum value for combat rating. The closest player on the other hand was found using the k-nearest Neighbors technique. The k-nearest neighbors was fit on all the parameters used in the AA. The system then recommends weapon loadouts for both of these players respectively labeling them as loadouts for best and closest player. *Stats Allocations:* For recommending optimal stats allocation, a different approach was required, as they act as one of the three profiling dimensions. Due to this reason, when computing intersection sets of similar players the dimension to be recommended is left out. For instance, when recommending optimal cooldown stats allocation, the 2-way intersection (region 1 + region 2 in Fig. 5) between base stats and playstyles is computed. Also, as the allocation of stats is closely tied to the class of the character, an additional filtering was added to keep only players belonging to the same class as that of the target player. On top of this, only similar players that had a higher combat rating than the target player were kept. Taking these measures ensured that the recommendations made sense and would be useful to the player.

After finding the desired set of similar players, the

Table 3: Summary Statistics of Reddit User Sample

Measure	Mean	Max	Min
Time Played (Hours)	112.4	122.1	106.2
Light Level	384.7	400	209
Combat Rating	94.9	144.4	52.4
Kills+Assists/Death Ratio	1.2	2.1	.1

distribution of players was calculated on the recommendation dimension. Continuing from the precious example of recommending optimal cooldown stats allocation, the distribution of the similar players was calculated across the three cooldown profiles. The profile containing the maximum number of players was then compared with the target’s cooldown profile and an appropriate recommendation to move points across the three stats was provided.

6. Evaluation and Results

Recommender systems usually evaluated in offline and online fashion [23], [15], [16], [17]. Offline evaluations provide an ability to gauge the accuracy of the algorithm without having to test the system with live users. Instead they utilize existing data with some removed information [15], [16] to *simulate* live systems. The recommender algorithm is evaluated by its ability to recommend the missing information. After applying the recommendation, the difference between the recommended information and the actual information is calculated via a loss function [23], [16], [17].

While usually robust for a wide variety of recommenders, this approach was not appropriate for multi-profile recommendation, as one its main components is weapon information. Weapons in *Destiny* are, by nature, highly substitutable by other weapons. For example, while one shotgun may be used by a slight majority of top tier players, another shotgun may be just as deadly in the hands of slightly different, but indistinguishable to the algorithm, players. For this reason, calculating loss off of the recommendations would be next to impossible [23], [16], [17], [15], [18]. For this reason, an evaluation via a user study as defined by Shani and Gunawardana [23] was instead performed on real *Destiny* players (a similar general approach also adopted by Anwar et al. [18]).

6.1 User Study Evaluation

To evaluate the potential of the recommender, general sentiment and opinion was sought from the active users on Reddit community */r/DestinyTheGame*. This community was chosen due to its strong engagement with the game. Naturally, taking a sample of players from this community will contain inherent bias. Most active users on the community have been playing

Base Stats:	
Profile Name	Description
Tank	High Armor/Recovery, low Agility
Speedster	Maxed Agility, lower Armor/Recovery
Bruiser	High Agility/Armor, low Recovery
Guerilla	Maxed Recovery, lower Agility/Armor

Your player is a **Tank**.

Figure 6: Section 1 of the player report. Players are given descriptions of each cluster within each profile, and told which cluster their character falls into.

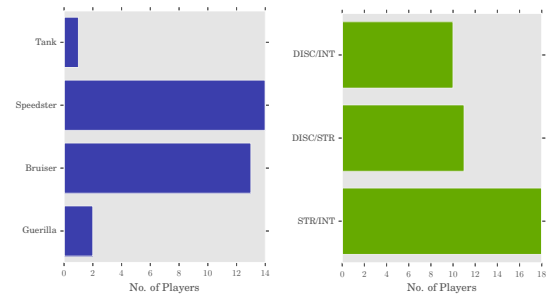
<p>This is the best player's most common loadout: Primary: Haakon's Hatchet, Auto Rifle Special: Strongbow-D, Shotgun Heavy: Gjallarhorn, Rocket Launcher Combat Rating: 134.45</p> <p>This is the loadout of the player MOST similar to you (your nearest neighbor): Primary: Harrowed Smite of Merain, Pulse Rifle Special: Queenbreakers' Bow, Fusion Rifle Heavy: Harrowed Elulim's Frenzy, Rocket Launcher Combat Rating: 105.03</p>

Figure 7: Section 2 of the personalized player report. Players are told the top weapon loadout of the best player in their intersection, by combat rating, as well as the top weapon loadout of their nearest neighbor.

since the game's release and follow the metagame (a continually evolving strategy which gives players competitive advantage) quite closely. The benefit of asking such a community to evaluate the recommender is the experience that comes with the users, enabling them to provide educated feedback. The drawback of using the reddit community, however, is that the sample of users surveyed is biased. The users were already enthusiastic about *Destiny*, and may have responded more positively than a randomly selected sample. See Table 3 for sample statistics.

Destiny player data was collected from the reddit sample and personalized recommendations were generated for each user. Contents of the reports included four sections:

- 1) **Profile Assignments** - Describe each profile (base stat, cooldown attribute, playstyle) and tell the user which cluster they fall into under each profile.
- 2) **Weapons** - Give the user the top weapon loadout (Primary, Special, and Heavy Weapon) for the best player, as well as the top weapon loadout for the user's nearest neighbor.
- 3) **Stats** - Show the user how players with higher



(a) Base Stats Profiles (b) Cool Down Stats Profiles

Figure 8: Section 3 of the personalized player report. Given a user's base stat and cooldown stat allocations, the distribution of how other similar, but better, players allocate their stats is shown.

<p>Based on similar players who have a higher combat rating, we recommend that you try the following weapons:</p> <p>1000-Yard Stare, Sniper Rifle Harrowed Elulim's Frenzy, Rocket Launcher Harrowed Quillim's Terminus, Machine Gun</p> <p>We also recommend you stick with Recovery and Discipline/Strength.</p> <p>The players doing these things have on average a 11.96 better combat rating.</p>
--

Figure 9: Section 4 of the player report, with a soft recommendation based on current stat allocation and weapon choice of the user's character. Validation is provided via information about the superior combat rating of players who made these choices.

combat ratings allocate their stats. Two histograms are shown visualizing the distributions of players in two sets of profiles, one for base stats, and the other for cooldown attributes.

- 4) **Recommendation** Based on the weapon usage of players better than the user, up to three suggested weapons are shown as recommendations, as well as a suggestion on how to reallocate stats (if necessary). Average combat rating of the players using the recommended weapons and stat allocations is shown to reinforce the validity of the recommendation.

Reports were sent to each user with a survey attached, asking several questions about their opinion of the usefulness of the recommendation and whether or not they would act on the recommendation. It is important to note that the metagame of *Destiny* changes from update to update, so there's no way a recommendation based on year old data would be seriously considered by top players. This is why players were asked to evaluate the recommendation under the mindset that the results were still relevant in today's metagame.

Out of 50 users, 30 responded to the survey with

overwhelmingly positive sentiment. When asked “Did you find the recommendation report helpful?” and “Would you act on the suggestion in order to see if your gameplay would improve?”, over 80% of respondents responded positively. When asked “Would you like to see this implemented into a website for you to use?”, over 90% said yes. Given the nature of the recommendations, the positive response is encouraging for the potential of the algorithm. With real-time data and willing users, proper recommendations could be provided for players to the end of improving their in-game performance.

In addition to the positive response from players to our recommendation, the enormous level of response that was given by the Reddit community reveals another important fact: MMOGs are inherently a social game. Players are not an island; rather, they are an interconnected cluster of islands, all working together to improve at the game and support each other. When asked the question “Did you enjoy learning about how other players like you played the game?”, the main feedback revealed that gamers are very interested in knowing how their peers are playing the game, which helps them understand their own tendencies. With complex, persistent MMOGs such as *Destiny*, metas are constantly changing and new strategies adopted as players work together to figure out the optimal playstyle. The recommendation system offered here is designed to fit this evolving environment.

7. Conclusion and Future Work

In this paper, a multi-profile recommendation framework was developed for *Destiny* across three distinct game play features: base stats, cool down stats, and weapon play style. This framework allows for flexibility in choosing which features to recommend on and how much variability is desired for those features. An online evaluation of the system through Reddit revealed the recommendations were interesting and valuable to players. Furthermore, players revealed that they would act on these recommendations in order to see if their gameplay would improve. Future work regarding this system involves longitudinal live testing on the recommendation framework, meaning select players would be followed and game telemetry would be analyzed to see if these players improved from the recommendations they were given.

While three profiles were chosen here, the methodology is designed to be generalizable to n number of profiles. Doing this would create numerous distinct intersections to build the recommendation on, encompassing any desired complexity of any game. To use another game as an example, perhaps a four profile-system

could be built for a *League of Legends* player where the profiles are item build, mastery trees, rune pages, and ability leveling. This has significant implications in the eSports scene, an environment where even the smallest advantages lead to winning competitive matches.

References

- [1] El-Nasr, M.S. and Drachen, A. and Canossa, A., *Game Analytics: Maximizing the Value of Player Data*. Springer, 2013.
- [2] R. Sifa, S. Srikanth, A. Drachen, C. Ojeda, and C. Bauckhage, “Predicting Retention in Sandbox Games with Tensor Factorization-based Representation Learning,” in *Proc. of IEEE CIG*, 2016.
- [3] R. Sifa, A. Drachen, and C. Bauckhage, *Profiling in Games: Understanding Behavior from Telemetry*.
- [4] M. Seif El-Nasr, A. Drachen, and A. Canossa, *Game Analytics - Maximizing the Value of Player Data*. Springer, 2013.
- [5] A. Drachen, E. Lunquist, Y. Kung, P. Rao, D. Klabjan, R. Sifa, and J. Runge, “Rapid Prediction of Player Retention in Free-to-Play Mobile Games,” in *Proc. of AAAI AIIDE*, 2016.
- [6] G. Yannakakis, “Game AI Revisited,” in *Proc. of ACM Computing Frontiers Conference*, 2012, pp. 285–292.
- [7] J. Bohannon, “Game-miners Grapple with Massive Data,” *Science*, vol. 330, no. 6000, pp. 30–31, 2010.
- [8] R. Sifa, A. Drachen, C. Bauckhage, C. Thureau, and A. Canossa, “Behavior Evolution in Tomb Raider Underworld,” in *Proc. of IEEE CIG*, 2013.
- [9] G. J. G. C. H. E. L. P. S. R. . K. D. Drachen, A., “Guns and guardians: Comparative cluster analysis and behavioral profiling in destiny,” in *Proceedings of IEEE Computational Intelligence in Games*, 2016.
- [10] A. Drachen, G. N. Yannakakis, A. Canossa, and J. Togelius, “Player Modeling using Self-Organization in Tomb Raider: Underworld,” in *Proc of IEEE CIG*, 2009.
- [11] C. Bauckhage, A. Drachen, and R. Sifa, “Clustering game behavior data,” *IEEE Transactions on Computational Intelligence and AI in Games*, vol. 7, no. 3, pp. 266–278, 2015.
- [12] A. Drachen, C. Thureau, S. R., and B. C., “A Comparison of Methods for Player Clustering via Behavioral Telemetry,” in *Proc. of FDG*, 2013.
- [13] A. Cutler and L. Breiman, “Archetypal Analysis,” *Technometrics*, vol. 36, no. 4, pp. 338–347, 1994.
- [14] B. Medler, “Using Recommendation Systems to Adapt Gameplay,” in *Discovering in Gaming and Computer-Mediated Simulations: New Interdisciplinary Applications*, 2011.
- [15] R. Sifa, C. Bauckhage, and A. Drachen, “Archetypal Game Recommender Systems,” in *Proc. KDML-LWA*, 2014.
- [16] R. L. R. F. S. B. Kantor, P., *Recommender Systems Handbook*. Springer, 2011.
- [17] K. Y. T. R. Cremonesi, P., “Performance of Recommender Algorithms on Top-N Recommendation Tasks,” in *Proceedings of ACM Recommender Systems Conference*, 2010.
- [18] S. M. Anwar, T. Shahzad, Z. Sattar, R. Khan, and M. Majid, “A game recommender system using collaborative filtering (GAMBIT),” in *IEEE Applied Science and Technologies*, 2017.
- [19] M. M. P. A. Skocir P., Marusic L., “The MARS A Multi-Agent Recommendation System for Games on Mobile Phones,” in *KES-AMSTA*, 2012.
- [20] B. Weber, “Building a recommendation system for everquest landmarks marketplace,” *Game Developers Conference*, 2015.
- [21] M. Minotti, “Destiny passes 30 million registered players,” *VentureBeat*, 2016.
- [22] A. Drachen, R. Sifa, C. Bauckhage, and C. Thureau, “Guns, Swords and Data: Clustering of Player Behavior in Computer Games in the Wild,” in *Proc. of IEEE CIG*, 2012.
- [23] G. Shani and A. Gunawardana, “A Survey of Accuracy Evaluation Metrics of Recommendation Tasks,” in *Journal of Machine Learning Research*, 2009.