

This is a repository copy of *Synchronization in Singing Duo Performances: The Roles of Visual Contact and Leadership Instruction*.

White Rose Research Online URL for this paper:

<https://eprints.whiterose.ac.uk/133449/>

Version: Accepted Version

Article:

D'Amario, Sara, Daffern, Helena orcid.org/0000-0001-5838-0120 and Bailes, Freya (2018) Synchronization in Singing Duo Performances: The Roles of Visual Contact and Leadership Instruction. *Frontiers in Psychology*. ISSN 1664-1078

<https://doi.org/10.3389/fpsyg.2018.01208>

Reuse

Items deposited in White Rose Research Online are protected by copyright, with all rights reserved unless indicated otherwise. They may be downloaded and/or printed for private study, or other acts as permitted by national copyright laws. The publisher or other rights holders may allow further reproduction and re-use of the full text version. This is indicated by the licence information on the White Rose Research Online record for the item.

Takedown

If you consider content in White Rose Research Online to be in breach of UK law, please notify us by emailing eprints@whiterose.ac.uk including the URL of the record and the reason for the withdrawal request.

Author's Proof

Carefully read the entire proof and mark all corrections in the appropriate place, using the Adobe Reader commenting tools ([Adobe Help](#)). Do not forget to reply to the queries.

We do not accept corrections in the form of edited manuscripts.

In order to ensure the timely publication of your article, please submit the corrections within 48 hours.

If you have any questions, please contact science.production.office@frontiersin.org.

Author Queries Form

Q1	The citation and surnames of all of the authors have been highlighted. Please check all of the names carefully and indicate if any are incorrect. Please note that this may affect the indexing of your article in repositories such as PubMed.	Citation and surnames of all of the authors are correct.
Q2	Confirm that the email address in your correspondence section is accurate.	Yes, I confirm this is accurate
Q3	Please ask the following authors to register with Frontiers (at https://www.frontiersin.org/Registration/Register.aspx) if they would like their names on the article abstract page and PDF to be linked to a Frontiers profile. Please ensure to provide us with the profile link(s) when submitting the proof corrections. Non-registered authors will have the default profile image displayed. "Helena Daffern."	Helena Daffern is now registered with Frontiers, and her profile link is as follows: https://loop.frontiersin.org/people/583785/overview .
Q4	If you decide to use previously published, copyrighted figures in your article, please keep in mind that it is your responsibility, as the author, to obtain the appropriate permissions and licenses and to follow any citation instructions requested by third-party rights holders. If obtaining the reproduction rights involves the payment of a fee, these charges are to be paid by the authors.	Yes, we do understand and are happy with this. Figure 1 was used in D'Amario et al 2018, which was published Open Access with the CC BY license in Logopedics, Phoniatrics, and Vocology. Full and appropriate distribution is given; this figure can be published without permission from the journal, as it was published under CC BY license.
Q5	Ensure that all the figures, tables and captions are correct.	Figures, tables and captions have been checked, and changes highlighted, see paper
Q6	Verify that all the equations and special characters are displayed correctly.	We do confirm these are ok.
Q7	Ensure, if it applies to your study, the ethics statement is included in the article.	We confirm the ethics statement is included in the article.
Q8	Ensure to add all grant numbers and funding information, as after publication this is no longer possible.	We confirm that funding information are included. No grant numbers are available.
Q9	Please add the reference "Kawase, 2004" to the reference list.	There was a typo in this reference. Please, amend as Kawase, 2014 which is already in the reference list.

Q10	Please provide the meaning of “* * *” in Figure 8.”	*** $p < 0.001$ (Please make sure that "p" is in italics)
Q11	The link below does not seem to be working. Please provide an alternative link. “www.laryngography.com.”	The correct link is the following: www.laryngograph.com . Please, amend the link accordingly.



Synchronization in Singing Duo Performances: The Roles of Visual Contact and Leadership Instruction

Sara D'Amario^{1*}, Helena Daffern¹ and Freya Bailes²

¹ Department of Electronic Engineering, University of York, York, United Kingdom, ² School of Music, University of Leeds, Leeds, United Kingdom

Interpersonal synchronization between musicians during ensemble performances is characterized by continuous micro-timing adjustments due to intentional and unintentional factors supporting expressive interpretations, or caused by noise during the cognitive-motor process. Whether visual contact between musicians and the instruction to act as leader or follower affect synchronization in ensembles remains mostly unclear. This study investigates the role of visual cues and leader-follower relationships in singing performances. Twelve vocal duos took part in the study, singing a two-part piece, which was composed for the study and was mostly homophonic in structure. Four conditions were applied in a randomized order: with and without visual contact, and with a designated leader or follower. The piece was repeated four times in each condition, and the condition presented three times, for a total of 12 performances of the piece in each condition. Data were acquired using electrolaryngograph electrodes and head mounted microphones to track the fundamental frequency estimates of the individual singers. Results show that the presence and absence of visual contact had a significant effect on the precision and consistency of synchronization during singing duo performances. Precision and consistency were better in the presence of visual contact between singers than without, and these effects were associated with the beginning of phonation of the first note of the piece. The presence/absence of visual contact also had an effect on the tendency to lead or lag a co-performer associated with the onset of the first note; the extent of leading was greater when visual contact was absent. The instruction to act as leader or follower did not affect precision or consistency of synchronization, nor did it relate to the observed tendency to precede or lag a co-performer. The results contribute to the tailoring of rehearsal strategies, as singers and directors can be better informed of the factors influencing synchronization and focus on specific areas of difficulty in certain performance conditions, such as first note onsets when performers are not able to see each other.

Keywords: timing, synchronization, ensemble performance, visual contact, leadership

INTRODUCTION

Timing within a music ensemble performance varies within and between players, establishing small asynchronies between members of an ensemble. This variability in Western Classical music is mostly intentional and pre-planned, relating to the musical score or shared intentional deviations from the score in support of expressive goals, such as deliberately slowing the *tempo* at the end

OPEN ACCESS

Edited by:

Michele Biasutti,
Università degli Studi di Padova, Italy

Reviewed by:

Gualtiero Volpe,
Università di Genova, Italy
Laura Bishop,
Austrian Research Institute for
Artificial Intelligence, Austria

*Correspondence:

Sara D'Amario
sda513@york.ac.uk

Specialty section:

This article was submitted to
Performance Science,
a section of the journal
Frontiers in Psychology

Received: 16 April 2018

Accepted: 22 June 2018

Published: xx July 2018

Citation:

D'Amario S, Daffern H and Bailes F
(2018) Synchronization in Singing Duo
Performances: The Roles of Visual
Contact and Leadership Instruction.
Front. Psychol. 9:1208.
doi: 10.3389/fpsyg.2018.01208

of the piece (Phillips-Silver and Keller, 2012) or delaying some notes as a means of emphasis. A certain amount of this variability is unintentional, due to technical and/or expressive complexity and noise during the cognitive-motor processes (Ragert et al., 2013). Musicians generally try to limit and control the extent of these inter-performer temporal fluctuations through individual practice and collaborative group rehearsals, with the purpose of establishing shared performance goals based on knowledge of the musical structure and the playing style and expressive intentions of the co-performer(s) (Williamon and Davidson, 2002; Ginsborg et al., 2006).

The variability in note onset asynchronies between performers in professional ensembles, when playing between 40 and 130 beats per minute (bpm), is typically very small, in the order of tens of milliseconds, and decreases with increasing tempo (Rasch, 1979, 1998). Standard deviation values of 24 and 28 ms were measured for asynchronies in string quartets playing at 157 bpm (Wing et al., 2014b). Such high levels of coordination are maintained through iterative temporal adjustments: people may adapt the timing of their finger tapping to that of an autonomous timing source such as a metronome in tapping tasks (Repp and Su, 2013); musicians may correct the tempo to one of the co-performers or each player may adjust the tempo for the temporal fluctuations of the other (Goebel and Palmer, 2009).

A number of factors can affect temporal synchronization. Recent research conducted with piano duos shows that interpersonal coordination is influenced by the complexity of the piece being played, the auditory feedback from co-performer(s), the familiarity with co-performers' playing styles, and the musicians' levels of ensemble expertise (Keller et al., 2007; Goebel and Palmer, 2009; Keller and Appel, 2010; Loehr et al., 2011).

Visual contact between members of an ensemble is also a key element that can affect temporal synchronization in joint music performance. Investigations of unintentional interpersonal communication in non-musical contexts have demonstrated an effect of visual contact on interpersonal entrainment (Oullier et al., 2008). Studies analyzing the role of visual contact in musical scenarios have demonstrated that eye contact is often used in popular music bands (Kurosawa and Davidson, 2005); and, performers have been reported to look at a videotaped conductor for 28% of the performance duration (Fredrickson, 1994). It has also been found that the frequency of visual contact among string quartet players did not change in relation to the stress associated with the performance setting, rehearsal setting vs. public recital (Biasutti et al., 2016). A number of studies have revealed that visual cues improve communication of interpersonal intentions between musicians (Dahl and Friberg, 2007; Castellano et al., 2008). Qualitative investigations have suggested that eye contact also improves synchronization in musical ensembles (Williamon and Davidson, 2002; Clayton, 2007).

A few quantitative studies analyzing the benefits of visual contact for temporal synchronization in the music ensemble context have elicited complex results. Keller and Appel (2010) found that the presence or removal of eye contact did not markedly affect synchronization between pianists in duo performances, as indexed by the median of signed and unsigned

asynchronies, calculated by subtracting the onset times of the *primo* part from the *secondo* part. However, higher variability of temporal synchronization, as indexed by the coefficient of variation (CV) of signed asynchronies, was found in the presence of visual contact compared with when visual contact was removed, which the researchers speculated could be because the musicians may have focused more on expressive timing variation. Research also suggested that visual cues between pianists are more important when auditory feedback is limited compared with full auditory feedback (Goebel and Palmer, 2009), and that eye contact might be important for the temporal coordination between pianists (Kawase, 2014). The different results reported by Keller and Appel (2010); Goebel and Palmer (2009), and Kawase (2014) might be explained in relation to the characteristics of the musical stimuli being performed, as discussed by Bishop and Goebel (2015). In the first two studies, the authors made use of pieces with a regular meter, while the latter utilized a rhythmically complex piece featuring tempo changes and long pauses. The effect of visual contact in relation to tempo change was tested by Bishop and Goebel (2015), demonstrating that eye cues positively affect temporal synchronization during piano-piano duo and piano-violin duo performances, when following long pauses in the music. These results suggest that visual contact between pianists or piano-violin players might come into play as a secondary support in improving synchronization when auditory feedback is limited or musical timing is irregular.

However, there has been very little study on the effect of visual contact between singers during ensemble performances to date. A recent case study conducted by D'Amario et al. (2018) with two semi-professional singing duets suggests that controlling visual contact might affect synchronization between musicians. As the study highlights, the effect of the presence or absence of visual contact between musicians might apply only to note beginnings, and not note endings, and interpersonal synchronization temporally computed at note beginnings might be different from that observed at note endings. These findings suggest that the analysis of synchronization in vocal ensembles should not be limited to the onsets as it is in most of the literature analyzing instrumental ensemble performances, but should also take into account the degree of synchronization at note endings. Coordination at note endings may not be a meaningful measure for pianists given their use of the damper pedal, but might be an important measure for most other types of music ensembles, including singing ensembles, where musicians do try to synchronize offsets as well as onsets, as the tight offset asynchronies reported in D'Amario et al. (2018) suggest. However, the small sample size of this preliminary investigation prevents any general conclusions from being drawn. Further investigations are needed to understand the effect of visual contact on synchronization between singers during vocal ensemble performances. For example, the degree of synchronization might be greater at the beginning of phonation compared with the synchronization of other note beginnings within a *legato* phrase; singers might find it harder to be together, when there is no previous temporal reference.

Synchronization in joint music performance may also be influenced by group roles such as leader-follower relationships

229 between members of a musical ensemble. Loehr et al. (2011)
 230 found that pianists playing the left-hand accompaniment tended
 231 to anticipate the onsets of the upper melody played by
 232 another pianist during piano duet performances. A number
 233 of case studies have recently investigated leadership in string
 234 quartet performances by analyzing body movements (e.g., head
 235 and instrument's bow) in relation to acoustic cues. Timmers
 236 et al. (2013) and Timmers et al. (2014) show a complex
 237 pattern of relationships between musicians during string quartet
 238 performances, rather than a traditional role division of leadership
 239 characterized by the artistic attribution of leader to the first
 240 Violin, whilst the co-performers play organizational, social
 241 roles or act as a co-leader (King, 2006). Glowinski et al.
 242 (2012) demonstrated the relative leadership of the first violin,
 243 investigated through the analysis of the movements of the
 244 musicians' heads toward a common point of reference. Results
 245 show that the first violin exhibited the highest number of driving
 246 forces, an indicator of the relative importance of the musician,
 247 although that of the other musicians remained close to the first
 248 violin. A study conducted by Badino et al. (2014) tried to force
 249 the unidirectional communication between the first Violin of
 250 a string quartet and the co-performers, by applying temporal
 251 and dynamic changes to the score, known only to the first
 252 Violin, across repeated performances. Results show that when
 253 perturbations were introduced, unidirectional influence from the
 254 leader decreased, suggesting that leadership might depend on the
 255 sharing of knowledge between performers.

256 Leader-follower relationships have also been investigated by
 257 assigning specific group roles. Goebel and Palmer (2009) found
 258 that pianists performing the melody part of a piano duet piece
 259 and instructed to act as the leader and determine the tempo,
 260 tended to precede the onsets of the other pianist playing the
 261 accompaniment part and acting as the follower. Zamm et al.
 262 (2015) further analyzed synchronization in piano duets, showing
 263 a compensatory timing behavior between pairs of pianists
 264 performing the same melodies in a round, characterized by a
 265 delay in temporal attack between one pianist who begins and
 266 is assigned to the role of leader, and a second pianist who
 267 enters later and is assigned the role of follower. The study
 268 reports, in fact, that the followers' onsets precede those of the
 269 leader, showing a directionality that is opposite to the researcher's
 270 instructions and to the musical structure. Although the analysis
 271 was not able to identify whether this directionality was due
 272 to the follower striving to catch up, or to the leader lagging
 273 behind, a compensatory behavior is evident. The contrasting
 274 results highlighted by Goebel and Palmer (2009) and Zamm et al.
 275 (2015) regarding the amount of leadership exhibited by the
 276 designated leaders and followers might be caused by the different
 277 music material used for the experiment. In the former, pianists
 278 played three two-part pieces with different melodies and note-
 279 ratios between the parts; in the latter, participants performed the
 280 same parts in unison and in round. Furthermore, researchers'
 281 requirements to keep a fixed tempo by listening to a metronome
 282 before each trial, and to instruct the designated leader to be
 283 responsible for determining the tempo, might have had an effect
 284 on the leader-follower relationships.
 285

286 Recently, the case study conducted by D'Amario et al. (2018)
 287 further investigated leadership analyzing synchronization that
 288 spontaneously emerges in two singing duets without instructions
 289 to focus on timing. This preliminary investigation highlighted
 290 bidirectional temporal adaptation between singers in vocal duet
 291 performances and suggests that instructing singers to act as
 292 leader or follower, but without controlling for timing with a
 293 metronome or instructing them to focus on synchronization,
 294 might affect the tendency to precede or lag a co-performer at
 295 note beginnings. The study also found that leadership instruction
 296 had a significant effect on the consistency of synchronization
 297 between singers, although in different ways across duos: when
 298 the upper voice was assigned the role of leader, consistency
 299 of note beginning asynchronies, as indexed by SD and CV of
 300 absolute asynchronies, was significantly worse in one duo, but
 301 better in the other, suggesting the need for further investigation.
 302 The restricted data set collected from only two singing duets
 303 prohibits any generalizable results and illustrates the need for
 304 further investigations in this field of research.

305 Although leader-follower roles are generally conceptualized
 306 as social roles, rather than in terms of performing timings, the
 307 above findings overall suggest that investigating the anticipation-
 308 delay of onsets and note beginnings by performers within
 309 an ensemble is a valuable indicator of group roles. The
 310 studies conducted so far to understand music roles through
 311 the analysis of synchronization between musicians during
 312 ensemble performances have also highlighted the complexity
 313 of the phenomenon and the need for future investigations.
 314 For example, the effect of the instruction to act as leader or
 315 follower without a focus on time-keeping or leadership clearly
 316 induced by the score is not fully understood. Investigation to
 317 this end would be particularly beneficial for singing ensembles,
 318 since the literature analyzing temporal coordination has been
 319 mostly focussed on instrumental ensembles. Moreover, research
 320 should be conducted analyzing the effect at note beginnings and
 321 endings.

322 In summary, research suggests that synchronization in
 323 instrumental ensembles might be affected by group roles such
 324 as leader-follower relationships and visual contact between
 325 musicians. However, the effect of visual contact between
 326 musicians and the instruction to act as leader or follower on
 327 the interpersonal synchronization between singers during vocal
 328 ensemble performances has not yet been fully investigated. The
 329 current study aims to investigate the roles of altered visual contact
 330 and leadership's instruction on synchronization during ensemble
 331 singing, addressing the following questions:

- 332 - Do visual contact and acting as leader or follower affect
- 333 synchronization between singers in vocal duos?
- 334 - What are the differences in synchronization patterns between
- 335 onsets, offsets, and note beginnings and endings?
- 336 - Are these differences affected by visual contact and leadership
- 337 instruction and/or associated with the beginning of
- 338 phonation ?
339

340 Although this study is exploratory in nature, it was hypothesized
 341 that the degree of synchronization is better with visual contact
 342

between singers than without. Previous investigations (Goebel and Palmer, 2009; Zamm et al., 2015; D'Amario et al., 2018) did not report conclusive findings regarding the effect of leadership instruction, but apparently contrasting results that the researchers speculate relate to the score. For this reason, there was no specific hypothesis to test in the study, which was mainly an observational investigation of the leadership instruction. Nevertheless, research conjectured that instruction to act as leader or follower affects synchronization between singers, based on previous evidence regarding singing ensembles. It was also hypothesized that these effects change in relation to note beginnings and endings, when musicians perform regular rhythms with no tempo change, as found in D'Amario et al. (2018).

METHOD

Participants

Ethical approval for the study was obtained from the Physical Sciences Ethics Committee (PSEC) at the University of York (UK) with reference D'Amario151127. Twenty-four singing students from the Department of Music at the University of York participated in the current experiment (14 female, age $M = 20.9$, $SD = 2.9$). Twenty of them were undergraduate students, and four of them postgraduate students with singing as first study. They had at least 3 years' formal singing practice ($M = 8.6$, $SD = 4.5$) and at least 5 years' experience performing in a singing ensemble ($M = 10$, $SD = 5.7$), but they had not sung together prior to the experiment. They reported having normal hearing and not having absolute pitch.

Stimulus

This study made use of a vocal duet exercise that was composed for a previous case study, D'Amario et al. (2018), featuring mostly a homophonic texture that facilitates analysis of synchronization, as shown in Figure 1. The upper voice (UpperV) was assigned a higher tessitura than the lower voice (LowerV).

Apparatus

The experiment took place in a recording studio at the University of York, treated with absorptive acoustic material. Audio data were collected using head-mounted close proximity microphones (DPA 4065), placed on the cheek at approximately 2.5 cm from the lips, and a stereo condenser microphone (Rode NT4) placed at equal distance in front of the singers at approximately 1.5 m from the lips. In addition, electrolaryngograph recordings were collected using electrolaryngograph electrodes (Lx) from Laryngograph Ltd. (www.laryngography.com) placed on the neck. Lx, widely used for the analysis of singing voice (Fourcin and Abberton, 1971; D'Amario and Daffern, 2017), was chosen because it allowed individual fundamental frequency analysis for each singer based on vocal fold activity rather than microphone recordings. The 6 outputs (2 Lx, 2 head-mounted mics, 1 stereo mic) were connected to a multichannel hard disk recorder (Tascam DR680) and recorded at a sampling frequency of 48 kHz and 32-bit depth.

Design

A total of four conditions were applied in a randomized order, as follows:

- VC_UpperVoiceL: with visual contact (VC), and upper voice designated Leader and lower voice Follower (UpperVoiceL)
- VC_UpperVoiceF: with visual contact (VC), and upper voice designated Follower and lower voice Leader (UpperVoiceF)
- NVC_UpperVoiceL: without visual contact (NVC), and upper voice designated Leader and lower voice Follower (UpperVoiceL)
- NVC_UpperVoiceF: without visual contact (NVC), and upper voice designated Follower and lower voice Leader (UpperVoiceF)

The piece was repeated four times in each condition, and each condition was presented three times. The study resulted in a 4 (conditions) \times 3 (repeated performances of each condition), \times 4 (repeated performances within each condition) design featuring a total of 48 repetitions of the piece per duet.

Procedure

At the beginning of the session, singers received written and spoken instructions, and gave written informed consent. As reported in D'Amario et al. (2018), singers first practiced the piece together for 10 min, singing from the score to the vowel /i/, and listening for 10 s to a metronome set at 100 beats per minute (BPM) before starting to rehearse. At the end of the 10 min, if the singers were able to perform the piece by memory and without error, the four conditions were then presented; otherwise, they were invited to rehearse for 10 more minutes and then the test was repeated. Once the musicians passed the performance test without error, each singer was assigned the role of leader or follower according to the UpperVoiceL and UpperVoiceF conditions. Thus, in the former condition the upper voice was instructed to act as leader, and the lower voice as follower. These roles were reversed in the UpperVoiceF condition (i.e., the upper voice was instructed to follow, and the lower voice to lead). Signs labeled "Leader" and "Follower" were placed on the floor in front of the participants, to facilitate recalling of their role. Each singer only had one assigned part/musical voice. Musicians faced each other at a distance of 1.5 m in the visual condition and turned away from each other at the same distance in the non-visual contact condition. Participants were asked to sing at performance level and were unaware of the purpose of the study.

Analysis

Two sets of data including the audio waveform from the microphones and the Lx waveform were first imported into Praat as.wav files, and then f_0 estimates extracted with a time step of 1 ms, as in D'Amario et al. (2018).

The analysis of interpersonal synchronization was conducted on the notes being relevant to synchronization, as shown in Figure 1. For each chosen note, a true starting and ending time stamp value was detected, based on the definition of the following 4 time categories, as in D'Amario et al. (2018):

- Onset (ON): beginning of phonation after a silence

457
458
459
460
461
462
463
464
465
466
467
468
469
470
471
472
473
474
475
476
477
478
479
480
481
482
483
484
485
486
487
488
489
490
491
492
493
494
495
496
497
498
499
500
501
502
503
504
505
506
507
508
509
510
511
512
513

514
515
516
517
518
519
520
521
522
523
524
525
526
527
528
529
530
531
532
533
534
535
536
537
538
539
540
541
542
543
544
545
546
547
548
549
550
551
552
553
554
555
556
557
558
559
560
561
562
563
564
565
566
567
568
569
570

Omar Shahryar

Upper Voice

Lower Voice

Chosen Note

Time Category

ON NB NB NB NB NB NB ON NB NB NB NB NB

NE NE NE NE NE NE OF NE NE NE NE

Upper Voice

Lower Voice

Chosen Note

Time Category

NB ~~NE~~ NB NB NB NB ON NB NB NB NB NB NB NB NB NB

NE NE NE NE OF NE NENE NE OF

FIGURE 1 | Duet exercise composed for a previous study D'Amario et al. (2018), showing the notes chosen for the analysis and the four sets of time categories (e.g., ON, onset; NB, note beginning; NE, note ending; and OF, offset).

- Note beginning (NB): beginning of a note within a *legato* phrase
- Note ending (NE): ending of a note within a *legato* phrase
- Offset (OF): ending of phonation followed by a silence

The extraction of the time categories was automated through the application of TIMEX, a peak picking algorithm that detects onsets and offsets of phonation and note beginnings and endings within a sung *legato* phrase from the acoustic and electrolaryngograph recordings. This algorithm, tested on a set of singing duo recordings, proved to be a *state-of-the-art* algorithm with an overall performance of 78% within a tolerance window of 50 ms compared with manual annotations performed by three experts in this field of research; it also proved to be a valuable and successful tool, recommended for investigations of interpersonal synchronization between singers (D'Amario et al., 2018). This event detection method was aurally and visually cross-validated for the entire data set by the first author. Soft phonation was specifically scrutinized in respect to the electrolaryngograph signal, which might not pick up very small vocal fold vibrations when the amplitude is very small. In cases whereby the phonation was too soft to be picked up by the Lx signal, the timing detection was mostly based on the acoustic recording. Pitch errors due to the musicians singing wrong notes were analyzed comparing the f_0 values extracted and the acoustics and Lx recordings with the notated score. Notes in which a pitch error occurred were excluded from the analysis. The overall error rate was less than 1%.

Interpersonal asynchronies were then calculated to measure phase synchronization between singers, subtracting the follower's timestamp values from the leader's (leader minus follower)

regarding each time category of the selected notes. Negative values indicate that the designated leader preceded the follower, while positive values mean that the follower was ahead of the leader as measured temporally at that specific time category and note.

Asynchronies that fell outside three times the interquartile range (IQR) were automatically identified as extreme outliers through SPSS (IBM SPSS Statistics v. 24) and excluded. The identification of outliers was run for each time category, performance condition and *duet*.

Three measures of synchronization were investigated, namely:

- *precision* of temporal synchronization, as indexed by the absolute asynchronies
- *consistency*, as indexed by the standard deviation (SD). This has been computed for each time category, note, condition, and duo, across the repeated performances within each condition. For example, SD asynchrony was computed for the onset of note 1 in Duo1 regarding the VC_UpperVoiceL condition across the 12 repeated performances featuring this time category/note/duo/condition.
- *tendency to precede or lag* a co-performer, as indexed by the signed asynchronies

To understand whether visual contact or leadership had an effect on synchronization, and whether the effects, if any, also depend on important voice entry points and/or time category, the analysis was run across the following three stages and levels:

- Stage 1–High level: considers the effect of the independent variables on the synchronization measures, incorporating the full data set.

- Stage 2–Medium level: investigates the effect of the independent variables at singers' simultaneous entries, based on the subset of data including note 1, 3, 19, and 22. Notes 1 and 19 were chosen as being points of simultaneous voice entry; whilst note 3 was selected to investigate whether any effect regarding the simultaneous entry at the beginning of the piece disappeared by the next downbeat (i.e., the third downbeat of bar 1, since note 1 is a dotted quarter); for similarity with bar 1, note 22 has been selected, being the third downbeat of that bar as well.
- Stage 3–Low level: analyses the effect of visual contact and leadership on the time category of those notes where a main effect was found at the medium level. The analysis at this level was conducted to understand whether the effect observed at the medium level, if any, would relate to the beginning of phonation.

Stepwise multilevel linear models were developed for each stage of the analysis (i.e., stages 1–3), response variable (i.e., absolute asynchronies, signed asynchronies, and SD of absolute asynchronies), and primary fixed factors (i.e., visual contact and leadership), as shown in Tables 1–4. Time category and note were also entered in the model as fixed effects nested in the primary fixed effects, or as random effects, depending on the level of the analysis. Participants were treated as a random variable across levels. At the high level of the analysis, models were designed to test the fixed effects of visual contact, leadership, and time category (the latter nested within the two former), and the random effects of participant and note. At the medium level, models tested the fixed effects of visual contact, leadership, and note subset, i.e., note 1, 3, 19, and 22, (note subset nested

within the two former) and the random effect of participants. At the low level, models were developed to investigate the fixed effects of visual contact, leadership, and time category (the latter nested within the two former), and the random effect of participants. Multilevel linear models were chosen because they strengthen the statistical reliability of the fixed effects analyses by providing an evaluation of inter-participant, inter-time category, and inter-note variation (Gelman and Hill, 2007). The models were implemented in R Studio (RStudio, 2015) using the lme4 package.

The investigation was first conducted at the high level, then the analysis of each response variable proceeded at medium level when a significant fixed effect was found. Similarly, the analysis moved to the low level if a significant fixed effect was found at medium level. Conversely, if a significant effect was not found at a high or medium level, the analysis was not carried over to a deeper level (i.e., from high to medium, or from medium to low).

A Bonferroni correction was implemented to reduce the possibility of obtaining spurious significant results with multiple multilevel linear models. A *p*-value threshold was set at $p = 0.0027$, based on the assumption that a total of 18 models might have been developed, $\{3 \text{ stages} \times 3 \text{ response variables} \times 2 \text{ primary fixed factors}\}$, if the analyses proceeded from stages 1–3.

RESULTS

An initial overview of the full data set is provided in 3.1 by way of descriptive statistics, with the purpose to scrutinize the main characteristics of synchronization in singing ensembles,

TABLE 1 | Overview of the multilevel linear models developed to investigate the precision of synchronization, with primary effects of visual contact, nested effects of crucial notes and time category, and the random effects of participants and chosen notes.

Stage of analysis	Fixed effect variables	β coefficients and significance			Random effect variables	Row number
Stage 1: Overall	Visual contact	$\beta (-31.7)$	$(25000) = -10.5$		Participants	1
	Time category nested	VC	NB	n.s.	Chosen notes	2
		NE	$\beta (8.8) ***$	$t (22587) = 3.3$		3
		OF	$\beta (19.4) ***$	$t (20330) = 5.7$		4
		NVC	NB	$\beta (-21.9) ***$	$t (20893) = -8$	5
		NE	$\beta (-21.8) ***$	$t (22537) = -8.3$		6
		OF		n.s.		7
Stage 2: Notes subset	Visual contact	$\beta (-23.9) ***$	$t (24250) = -7.1$		Participants	8
	Crucial notes	VC	3	n.s.		9
		19	$\beta (-20.8) ***$	$t (4, 247) = -6.2$		10
		22	$\beta (-19.3) ***$	$t (4, 247) = -5.8$		11
		NVC	3	$\beta (-27.2) ***$	$t (4, 247) = -8.2$	12
		19	$\beta (-37.6) ***$	$t (4, 247) = -11.3$		13
	22	$\beta (-40.2) ***$	$t (4, 247) = -12.1$		14	
Stage 3: Significant note	Visual contact	n.s.			Participants	15
	Time category nested	VC	NE	n.s.		16
		NVC	NE	$\beta (-44.6) ***$	$t (1, 035.8) = 7.4$	17

n.s., not significant; ****p* < 0.001. β – fixed effect coefficient on the predictor being considered – are given above with reference to the specified base level of the factor, i.e., NB, NE or OF vs. the base level ON, and note 3, 19, or 22 vs. the base level note 1.

TABLE 2 | Overview of the multilevel linear models developed to investigate the consistency of synchronization, with primary effects of visual contact, nested effects of crucial notes and time category, and the random effects of chosen notes and participants.

Stage of analysis	Fixed effect variables	β coefficients and significance		Random effect variable	Row number	
Stage 1: Overall	Visual contact	$\beta (-19.6) *$	$t(2,224) = -6$	Participants	1	
	Time category nested	VC	NB	n.s.	Chosen notes	2
		NE		n.s.		3
		OF		$\beta (12.3) ***, t(2,065) = 3.5$		4
	NVC	NB		$\beta (-13.8) ***, t(2,107) = -4.8$		5
		NE		$\beta (-12.5) ***, t(2,182) = -4.5$		6
		OF		n.s.		7
Stage 2: Notes subset	Visual contact	$\beta (-13.5) ***, t(370) = -3.4$		Participants	8	
	Crucial notes	VC	3	n.s.		9
			19	$\beta (-12.7) ***, t(370) = -3.2$		10
			22	n.s.		11
	NVC	3		n.s.		12
		19		$\beta (-20.9) ***, t(370) = -5.4$		13
		22		$\beta (-19.9) ***, t(370.1) = -3.2$		14
Stage 3: Significant note	Visual contact	n.s.		Participants	15	
	Time category nested	VC	NE	n.s.		16
		NVC	NE	$\beta (-26.7) ***, t(81) = 3.8$		17

n.s., not significant; ** $p < 0.01$; *** $p < 0.001$. β -fixed effect coefficient on the predictor being considered – are given above with reference to the specified base level of the factor, i.e., NB, NE or OF vs. the base level ON, and note 3, 19, or 22 vs. the base level note 1.

regardless of condition (i.e., visual contact, and the instruction to act as leader or follower). The remaining two sections (see sections Visual Contact Effect and Effect of the Instruction to Act as Leader or Follower) present the results of the analyses of the main effects of visual contact and the instruction to act as leader or follower on interpersonal synchronization, respectively. β -fixed effect coefficient on the predictor being considered—are given below and in **Tables 1–4** with reference to the specified base level of the factor, i.e., NB, NE, or OF vs. the base level ON, and note 3, 19, or 22 vs. the base level note 1. The β fixed effect coefficients indicate that for each 1 unit increase in the predictor being considered, the effect of the given predictor changes by the amount specified by the β coefficient.

Synchronization Characteristics

The analysis of the overall synchronization was computed regardless of performance condition and time categories, taking all notes together and averaging for each duet. Results show that the precision of overall synchronization computed on the mean of absolute asynchronies was on average 58.99 ms ($SD = 11.13$), consistency indexed by SD of absolute asynchronies was 67.06 ms ($SD = 11.85$), whilst the tendency to precede/lag as indexed by the median of signed asynchronies was -4.06 ms ($IQR=4.38$). The full sample data were scrutinized to investigate changes in the asynchronies across the course of the 48 repeated performances, by averaging the asynchronies for each measure (median, mean, and SD) and each performance across the 12 duos. **Figure 2** represents these data and suggests that, with practice, there was no

discernible improvement in synchronization between the singers.

Visual Contact Effect Precision

The analysis conducted at stage 1, based on the multilevel linear model developed as explained above, demonstrated that the presence/absence of visual contact between singers predicted precision in the synchronization (see **Table 1**, row 1), $\beta (-31.7)$, $t(25000) = -10.4$, $p < 0.001$. As shown in **Figure 3A**, precision of synchronization was significantly better when visual contact between singers was present, ($M = 56.0$ ms, $SD = 48.2$ ms), compared with when visual contact was absent ($M = 60.1$ ms, $SD = 53.6$ ms). The variance partition coefficient (VPC) among participants and notes was 0.027 and 0.043, which indicates that only 2.7 and 4.3% of the variability of the effect of visual contact can be attributed to participants and chosen note, respectively. In the presence of visual contact between singers, precision temporally computed at ON was better than that computed at NE $\beta (8.8)$, $t(22,587) = 3.3$, $p < 0.001$, and OF $\beta (19.4)$, $t(20,330) = 5.7$, $p < 0.001$ (see **Table 1**, rows 2–4). Interestingly, when visual contact between singers was absent, the relationship between time categories changed: precision computed at ON was lower than that computed at NB, $\beta (-21.9)$, $t(20,893) = -8.0$, $p < 0.001$, and NE, $\beta (-21.8)$, $t(22,537) = -8.3$, $p < 0.001$ (see **Figure 3B**, and **Table 1**, rows 5–7). *Post-hoc* tests between same pairs of time categories (e.g., ON in presence and absence of visual contact), calculated with Holm

TABLE 3 | Overview of the multilevel linear models developed to investigate the tendency to lead/lag synchronization, with the primary effects of visual contact, nested effects of crucial notes and time category, and the random effects of participants and chosen notes.

Stage of analysis	Fixed effect variables	β coefficients and significance			Random effect variable	Row number
Stage 1: Overall	Visual contact	β (28.3) ***, $t(25) = 5.9$			Participants	1
	Time category nested	VC	NB	β (16.2) ***, $t(1,264) = 4$	Chosen notes	2
			NE	β (18) ***, $t(2,031) = 4.6$		3
			OF	β (23.8) ***, $t(1,310) = 4.8$		4
		NVC	NB	β (41.3) ***, $t(1,247) = 10.3$	5	
			NE	β (40.1) ***, $t(1,997) = 10.2$	6	
			OF	β (52.4) ***, $t(1,295) = 10.7$	7	
Stage 2: Notes subset	Visual contact	β (32.1) ***, $t(4270) = -1$			Participants	8
	Crucial notes	VC	3	n.s.		9
			19	n.s.		10
			22	n.s.		11
		NVC	3	β (29.8) ***, $t(4,261) = 6$	12	
			19	β (37.8) ***, $t(4,261) = 7.6$	13	
			22	β (44.1) ***, $t(4,261) = 8.9$	14	
Stage 3: Significant note	Visual contact	n.s.			Participants	15
	Time category nested	VC	NE	β (29.1) ***, $t(1049.8) = 3.4$		16
		NVC	NE	β (73) ***, $t(1049.9) = 8.5$		17

n.s.=not significant; *** $p < 0.001$. β -fixed effect coefficient on the predictor being considered—are given above with reference to the specified base level of the factor, i.e., NB, NE, or OF vs. the base level ON, and note 3, 19, or 22 vs. the base level note 1.

correction for multiple comparisons, show that precision of NB synchronization was significantly better in the presence of visual contact, ($M = 54.0$ ms, $SD = 48.1$), than in its absence, ($M = 58.0$ ms, $SD = 50.2$), $t = 4.7$, $p < 0.001$; likewise, precision in the synchronization computed at ON was better with visual contact between singers, ($M = 51.7$ ms, $SD = 49.0$), than without, ($M = 83.2$ ms, $SD = 92.0$), $t = 10.5$, $p < 0.001$.

When the effect of visual contact was investigated in relation to notes 1, 3, 19, and 22 (i.e., medium level of the analysis), results show that, in the presence of visual contact, precision at note 1 was significantly greater than that computed at note 19, $\beta(-20.8)$, $t(4,247) = -6.2$, $p < 0.001$, and note 22 (see **Table 1**, rows 9–11), $\beta(-19.3)$, $t(4,247) = -5.8$, $p < 0.001$. When visual contact was absent, the coefficients of these relationships were even larger: synchronization at note 1 was greater than that at note 3, $\beta(-27.2)$, $t(4,247) = -8.2$, $p < 0.001$, note 19, $\beta(-37.6)$, $t(4,247) = -11.3$, $p < 0.001$, and note 22, $\beta(-40.2)$, $t(4,247) = -12.1$, $p < 0.001$ (see **Table 1**, rows 12–14). The variability of this effect among participants was small ($VPC = 4.7\%$). *Post-hoc* comparisons demonstrate that this effect was associated with note 1: precision of synchronization was significantly better with visual contact ($M = 66.9$ ms, $SD = 55.8$), compared to without, ($M = 90.9$ ms, $SD = 91.3$), $t = 7.139$, $p < 0.001$, as shown in **Figure 3C**.

The analysis conducted at stage 3 highlighted that without visual contact, precision at ON was significantly greater than that at NE (see **Table 1**, row 17), $\beta(-44.6)$, $t(1035.8) = 7.4$, $p < 0.001$, and that precision at ON was better with visual contact between singers ($M = 64.2$ ms, $SD = 56.3$), than

without ($M = 113.4$ ms, $SD = 114.7$), $t = 8.0$, $p < 0.001$ (see **Figure 3D**). The variability of this effect among subjects was small ($VPC = 4.7\%$).

In summary, these findings show that the presence/absence of visual contact predicted the precision of synchronization, which was better when the visual contact between singers was present, compared with when the visual contact was absent. This effect was constant among participants and was associated with the onset of phonation at the beginning of the piece.

Consistency

The analysis conducted at the high level demonstrates that the presence/absence of visual contact predicted the consistency of synchronization as indexed by the SD of absolute asynchronies (see **Table 2**, row 1), $\beta(-19.6)$, $t(2,224) = -6.1$, $p < 0.001$. Synchronization was more consistent with visual contact between singers ($M = 38.2$ ms, $SD = 17.1$) than without ($M = 41.9$ ms, $SD = 18.7$), as shown in **Figure 4A**. The variability of this effect among participants and chosen notes was small, $VPC = 9.3\%$ and $VPC = 14\%$. With visual contact, synchronization temporally computed at ON was more consistent than that at OF (see **Table 2**, row 4), $\beta(12.2)$, $t(2065.3) = 3.5$, $p < 0.001$. But when the visual contact was absent, the relationships between time categories changed again: synchronization computed at ON was less consistent than that at NB, $\beta(-13.8)$, $t(2106.8) = -4.8$, $p < 0.001$, and NE (see **Table 2**, rows 5–7), $\beta(-12.5)$, $t(2181.6) = -4.5$, $p < 0.001$. As highlighted by *post-hoc* testing, Holm corrected for multiple comparisons, synchronization temporally

TABLE 4 | Overview of the multilevel linear models developed to investigate the precision and consistency of synchronization and the tendency to lead/lag, with the primary effects of leadership instruction, nested effects of crucial notes and time category, and the random effects of participants and chosen notes.

Synchronization parameter	Stage of analysis	Fixed effect variables	β coefficients and significance			Random effect variables	Row number
Precision	Stage 1: Overall	Leadership	n.s.			Participants	1
		Time category nested	UVL	NB	$\beta (-8.9) **$, $t(20,806) = -3.2$	Chosen notes	2
				NE	n.s.		3
				OF	n.s.		4
			UVF	NB	$\beta (-7.4) **$, $t(20,926) = -2.7$		5
				NE	n.s.		6
				OF	n.s.		7
Consistency	Stage 1: Overall	Leadership	n.s.			Participants	8
		Time category nested	n.s.			Chosen notes	9
Tendency to lead	Stage 1: Overall	Leadership	n.s.			Participants	10
		Time category nested	UVL	NB	$\beta (26.2)$ (1247) = 6.6	Chosen notes	11
				NE	$\beta (32.3) ***$, $t(1,996) = 9.5$		12
				OF	$\beta (43.9) ***$, $t(1,286) = 9$		13
			UVF	NB	$\beta (31.5) ***$, $t(1,271) = 7.9$		14
				NE	$\beta (20.8) ***$, $t(2,044) = 5.3$		15
		OF	$\beta (32.4) ***$, $t(1,327) = 6.6$		16		

n.s., not significant; ** $p < 0.01$; *** $p < 0.001$. β – fixed effect coefficient on the predictor being considered – are given above with reference to the specified base level of the factor, i.e., NB, NE, or OF vs. the base level ON.

calculated at ON was more consistent in the presence of visual contact, ($M = 35.8$ ms, $SD = 17.2$), than without ($M = 55.2$ ms, $SD = 41.7$), $t = 6.1$, $p < 0.001$, as shown in **Figure 4B**.

Further analysis focussed on notes 1, 3, 19, and 22 (medium level of analysis), demonstrates that in the presence of visual contact, synchronization temporally computed at note 1 was less consistent than that at note 19 (the second simultaneous voice entry of the piece), $\beta (-12.7)$, $t(370.1) = -3.2$, $p < 0.01$, as shown in **Figure 4C** and **Table 2**, row 8. The relationships between this subset of notes were affected by the absence of visual contact between singers: synchronization at note 1 was even less consistent than that at note 19, $\beta (-20.9)$, $t(370) = -5.4$, $p < 0.001$, and note 22 (see **Table 2**, rows 13–14), $\beta (-19.9)$, $t(370.1) = -3.2$, $p < 0.001$. The variability of this effect among subject was $VPC = 13\%$. *Post-hoc* comparisons between same pairs of notes in the two different conditions show that this effect relied on the first note of the piece, $t = -3.4$, $p < 0.05$. Synchronization between singers computed at note 1 was more consistent with visual contact between singers, ($M = 45.0$ ms, $SD = 16.7$), than without ($M = 58.1$ ms, $SD = 40.0$).

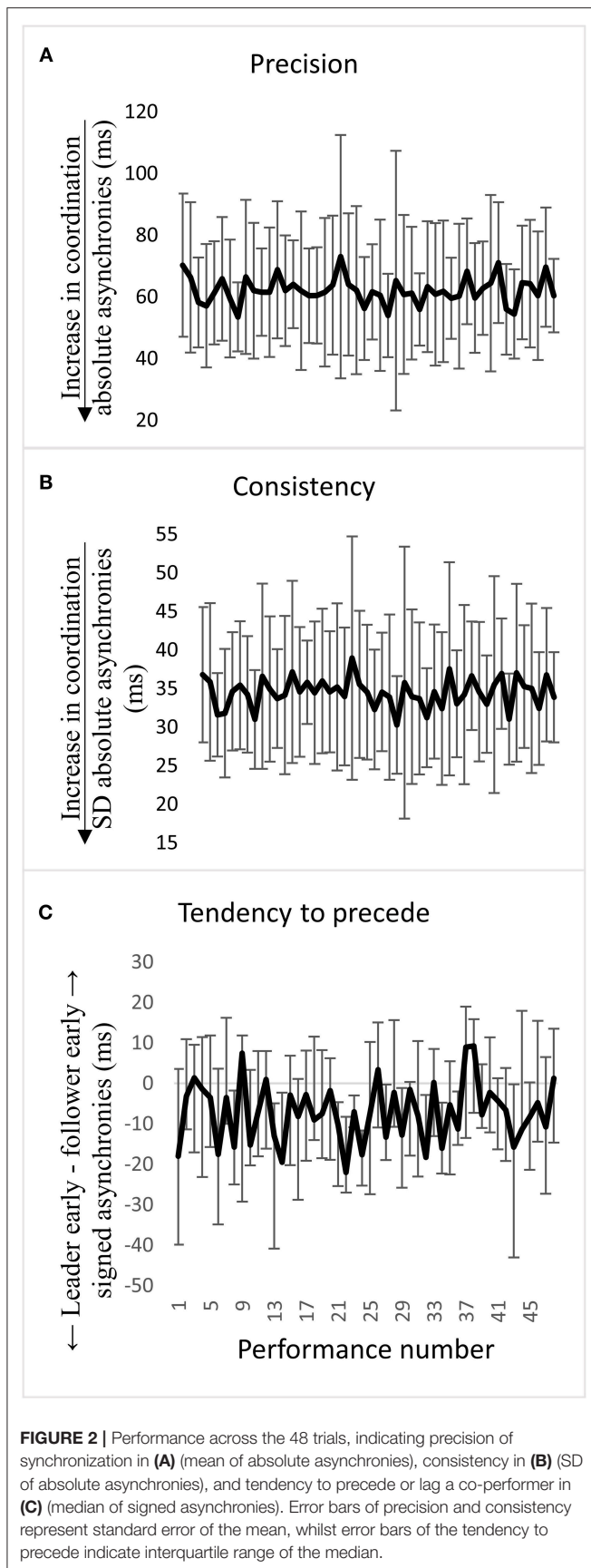
The analysis focused on the first note of the piece demonstrated that without visual contact, consistency at ON was significantly greater than that at NE (see **Table 2**, row 17), $\beta (-26.7)$, $t(81) = 3.8$, $p < 0.001$, and that consistency at ON was better with visual contact between singers ($M = 43.9$ ms, $SD = 15.6$), than without ($M = 73.8$ ms, $SD = 50.4$), $t = 4.2$, $p < 0.001$, (see **Figure 4D**). The variability of this effect among participants was small, $VPC = 26.7\%$.

In summary, the presence and absence of visual contact had a significant effect on the consistency of the temporal coordination of the overall piece: synchronization was more consistent with visual contact between singers, than without it. This effect was consistent among participants and was associated with the synchronization of the onset of the first note of the piece.

Tendency to Precede or Lag a Co-performer

The presence/absence of visual contact between singers predicted the tendency to precede or lag a co-performer (see **Table 3**, row 1), $\beta (28.3)$, $t(25.1) = 5.9$, $p < 0.001$. The variability of this result attributed to the participants is 0.09%, and the variability among the chosen notes is 0.02%. One sample *t*-tests conducted for difference from 0 show that the designated leader significantly tended to be ahead of the co-performer in the presence of visual contact, $t(12,491) = -3.7$, $p < 0.001$, as well as without, $t(12,661) = -12.0$, $p < 0.001$, as shown in **Figure 5A**. However, the amount by which the leader tended to precede the co-performer without visual contact ($M = -8.7$ ms, $SD = 81.8$) is greater than with ($M = -2.5$ ms, $SD = 75.1$), as highlighted by the fixed-effect coefficient above. In addition, with visual contact, the amount of leading observed at ON was greater than that at NB, $\beta (16.2)$, $t(1,264) = 4.0$, $p < 0.001$, NE, $\beta (18.0)$, $t(2,031) = 4.6$, $p < 0.001$, and OF, $\beta (23.8)$, $t(1,310) = 4.8$, $p < 0.001$. Without visual contact, those relationships are amplified, as highlighted by the following fixed effects coefficients: the amount of leading found at ON was even greater than that observed at NB, $\beta (41.3)$, $t(1,247) = 10.3$, $p < 0.001$, NE, $\beta (40.1)$, $t(1,997) = 10.2$, $p < 0.001$, and OF, $\beta (52.4)$, $t(1,295) = 10.7$, $p < 0.001$. *Post-hoc* testing between the same pairs of time categories, correcting using the

1027
1028
1029
1030
1031
1032
1033
1034
1035
1036
1037
1038
1039
1040
1041
1042
1043
1044
1045
1046
1047
1048
1049
1050
1051
1052
1053
1054
1055
1056
1057
1058
1059
1060
1061
1062
1063
1064
1065
1066
1067
1068
1069
1070
1071
1072
1073
1074
1075
1076
1077
1078
1079
1080
1081
1082
1083



Holm method for multiple comparisons, demonstrates that these effects were associated with the tendency to precede/lag a co-performer at ON. The amount of leading computed at ON when visual contact was absent ($M = -48.2$ ms, $SD = 115.4$), was significantly greater than that observed when visual contact was present, ($M = -18.9$ ms, $SD = 70.3$), $t = -5.9$, $p < 0.001$ (see Figure 5B).

The analysis of the tendency to precede/lag a co-performer in the presence of visual contact demonstrated that the subset of notes was not a predictor of the tendency to precede/lag (see Table 3, rows 9–11). Conversely, when visual contact was absent, the amount of leading observed at note 1, was significantly greater than that computed at note 3, β (29.8), $t(4, 261) = 6.0$, $p < 0.001$, note 19, β (37.8), $t(4, 261) = 7.6$, $p < 0.001$, and note 22, β (44.1), $t(4, 261) = 8.9$, $p < 0.001$, as shown in Figure 5C and Table 3, rows 12–14. The variability of this effect among participants was small ($VPC = 1.3\%$). *Post-hoc* comparisons between same pairs of notes in the two different conditions demonstrate that the effect of presence/absence of visual contact between singers is associated with the synchronization of note 1; the amount of leading was significantly greater when visual contact was absent, ($M = -47.0$ ms, $SD = 121.3$), compared with when visual contact was present, ($M = -14.7$ ms, $SD = 88.9$), $t = -6.4$, $p < .001$.

The analysis of the first note of the piece demonstrated that the time category predicted the tendency to precede/lag a co-performer in both conditions, i.e. with and without visual contact (see Table 3, rows 16–17). However, the amount of leading was greater in the absence of visual contact, as highlighted by the fixed-effect coefficients: the tendency to precede/lag the co-performer at ON was larger than that at NE in the presence of visual contact, β (29.1), $t(1049.8) = 3.4$, $p < 0.001$; but, the leading observed at ON was even greater than that at NE without visual contact, β (73), $t(1049.9) = 8.5$, $p < 0.001$. *Post-hoc* testing highlighted that these effects were associated with the ON: the tendency to precede/lag the co-performer was greater when visual contact was absent ($M = -83.3$ ms, $SD = 138.3$), compared with when visual contact was kept ($M = -29.6$ ms, $SD = 82.7$), $t = -6.2$, $p < 0.001$ (see Figure 5D). The variability among participants of the effect of visual contact on the tendency to precede/lag note 1 was small ($VRP = 7.2\%$).

In summary, these results demonstrate that without visual contact, the designated leader showed overall a stronger tendency to precede the designated follower, than with visual contact. This effect was consistent among participants and was associated with a stronger tendency to precede the designated follower at the onset of note 1 when no visual contact was available.

Effect of the Instruction to Act as Leader or Follower

Precision and Consistency

The instruction to act as leader or follower of the performance did not predict precision of the synchronization of the whole piece, as shown in Figure 6A and Table 4, row 1. This result did not vary greatly among participants ($VPC = 2.6\%$) or

1084
1085
1086
1087
1088
1089
1090
1091
1092
1093
1094
1095
1096
1097
1098
1099
1100
1101
1102
1103
1104
1105
1106
1107
1108
1109
1110
1111
1112
1113
1114
1115
1116
1117
1118
1119
1120
1121
1122
1123
1124
1125
1126
1127
1128
1129
1130
1131
1132
1133
1134
1135
1136
1137
1138
1139
1140

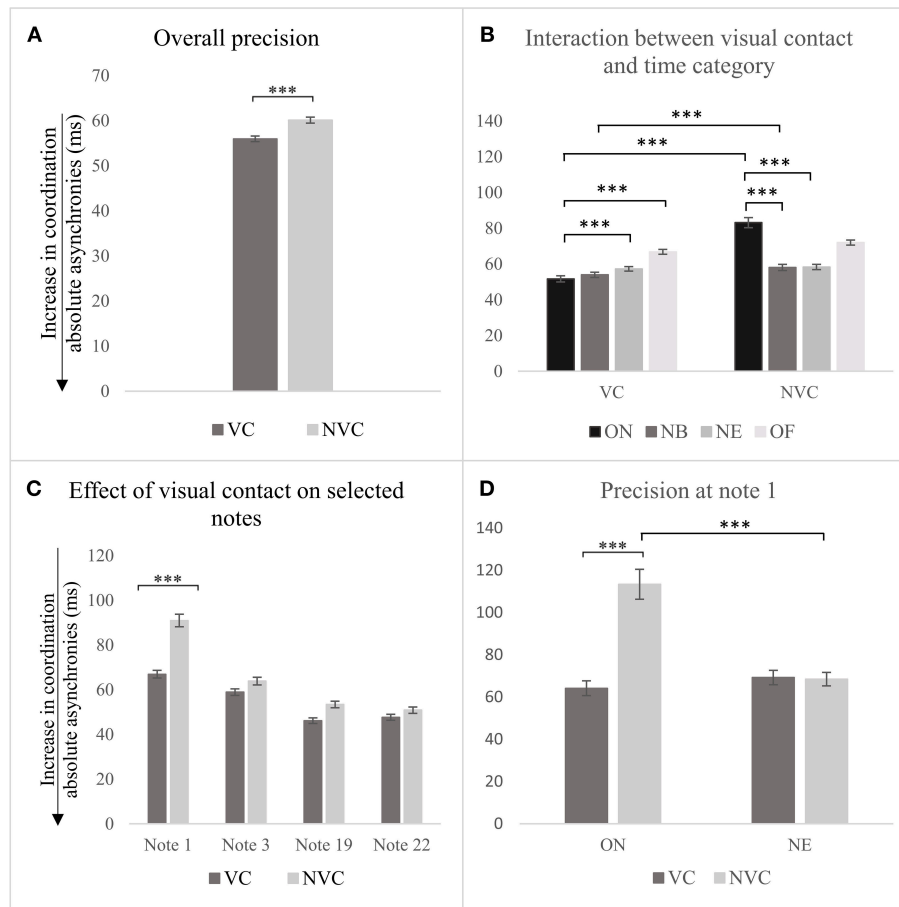


FIGURE 7 | (A) Effect of visual contact on precision of synchronization computed overall; (B) effect of visual contact in relation to the time categories; (C) effect of visual contact computed on a subset of notes, but only comparison between the same pairs of notes is presented; (D) effect of visual contact on note 1. Error bars represent 95% CI of the mean. p -values have been adjusted using the Holm method. *** $p < 0.001$.

note ($VPC = 4.3\%$). Precision at ON was significantly greater compared with NB when the upper voice was instructed to lead, $\beta(-8.9)$, $t(20, 806) = -3.2$, $p < 0.01$, and also when instructed to follow $\beta(-7.4)$, $t(20, 926) = -2.7$, $p < 0.01$ (see **Figure 6B** and **Table 4**, rows 2 and 5). When the upper voice was leading, for each unit of increase in the precision computed at onsets, precision at note beginnings decreased by 8.9 ms; when the upper voice was lagging, precision at note beginnings decreased by 7.4 ms. *Post-hoc* tests did not show a significant difference between same pairs of time categories in the two different conditions (i.e., when upper voice was instructed to lead or follow). Since the leadership instruction was not a significant predictor of precision at stage 1, the analysis was not conducted for deeper levels, i.e., stages 2 and 3.

As shown in **Figure 7A** and **Table 4**, row 8, the effects of instruction on the consistency of synchronization as indexed by the SD of absolute asynchronies were not found, and the variability of these results was small among participants (for SD asynchronies, $VPC = 9.1\%$) and notes (for SD asynchronies, $VPC = 13.6\%$). The instruction was not associated with

differences between ON and NB, ON and NE, or ON and OF (see **Figure 7B** and **Table 4**, row 9).

Tendency to Precede or Lag a Co-performer

The analysis conducted at stage 1 shows that the instruction to act as leader or follower of the performance did not predict the tendency to precede/lag a co-performer (see **Figure 8A** and **Table 4**, row 10); the variability of this effect among participants was 0.1% and chosen notes was 0.2%. One sample t -tests conducted for difference from 0 show that the designated leader significantly tended to be ahead of the co-performer when the upper voice was instructed to lead, $M = -10.5$ ms, $SD = 78.1$, $t(12, 491) = -3.7$, $p < 0.001$. When the upper voice was instructed to follow, nobody tended to precede/lag the co-performer overall. In addition, the tendency to precede/lag changes according to the time category regardless of the instruction (see **Figure 8B**). When the upper voice was instructed to lead, the degree of leading observed at ON was greater than that found at NB, $\beta(26.2)$, $t(1, 247) = 6.6$, $p < 0.001$, NE, $\beta(32.3)$, $t(1, 996) = 9.5$, $p < 0.001$, and OF,

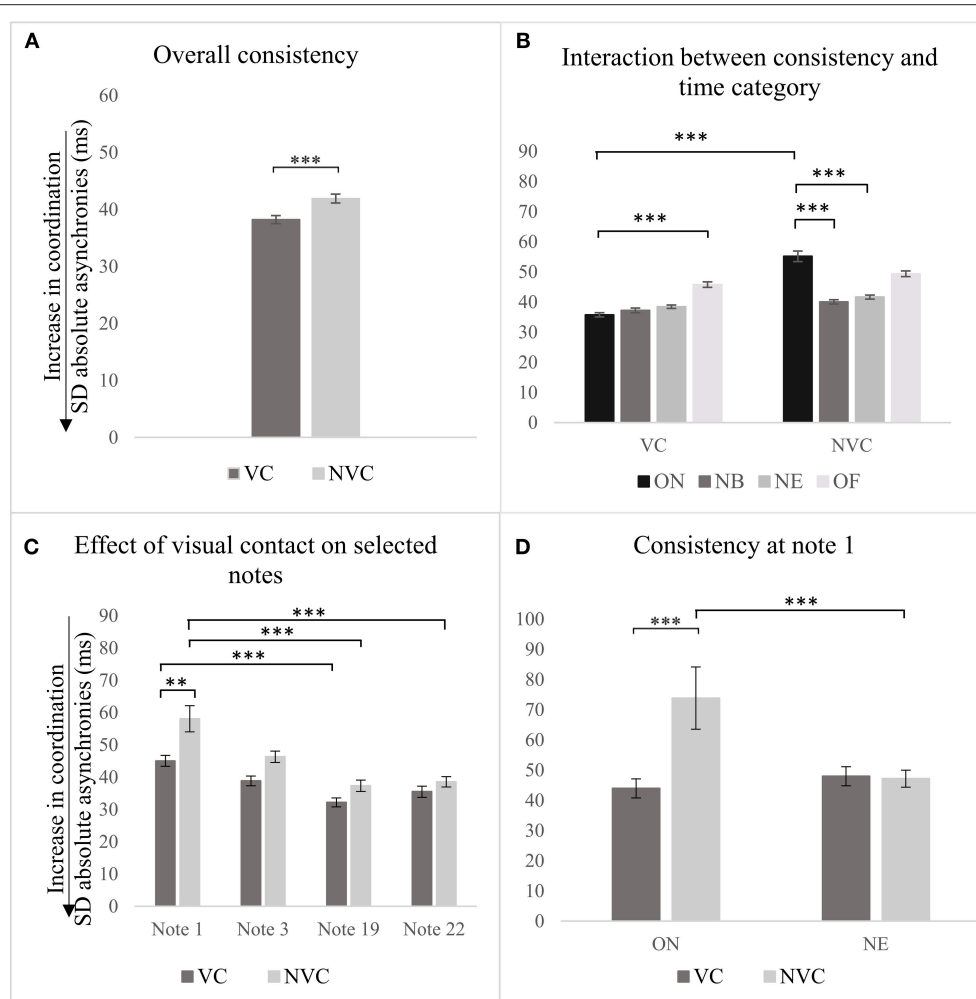


FIGURE 4 | Effect of visual contact on consistency of synchronization, as indexed by SD of absolute asynchronies, computed: for the overall piece (A), in relation to time categories (B), to a subset of notes (C), and to note 1 (D). Error bars represent 95% CI of the mean. p -values have been adjusted using the Holm method. $**p < 0.01$, $***p < 0.001$.

β (43.9), $t(1286) = 9.1$, $p < 0.001$ (see Table 4, rows 11–13). Similarly, when the upper voice was instructed to follow, the amount of leading by the lower voice observed at ON was greater than that found at NB, β (31.5), $t(1271) = 7.9$, $p < 0.001$, NE, β (20.8), $t(2,044) = 5.3$, $p < 0.001$, and OF β (32.4), $t(1,327) = 6.6$, $p < 0.001$ (see Table 4, rows 14–16).

Since the results did not show a significant effect of the leadership instruction on the tendency to precede/lag a co-performer, the analysis was not conducted at a deeper level.

DISCUSSION

This study investigated whether visual contact and assigned leadership roles contribute to interpersonal synchronization during singing duo performances. Three measures of interpersonal synchronization were considered: precision of synchronization as quantified by absolute asynchronies, consistency represented by SD of absolute asynchronies, and the

tendency to precede or lag a co-performer indicated by signed asynchronies.

The presence or absence of visual contact between singers had a significant effect on the precision and consistency of synchronization, being better when the visual contact between singers was present, compared with when the visual contact was absent. In comparison, the results reported in the pilot study conducted by D'Amario et al. (2018) with two singing duets have shown an increase in the consistency and precision of synchronization when there was no visual contact between singers in case of duo 1 and duo 2, respectively. These apparent different results can be understood in light of the different sample size. Visual contact also had an effect on the tendency to precede or lag a co-performer: without visual contact, the designated leader showed overall a stronger tendency to precede the designated follower, than in the presence of visual contact. These effects were consistent across participants and notes. These results expand on previous research focused on

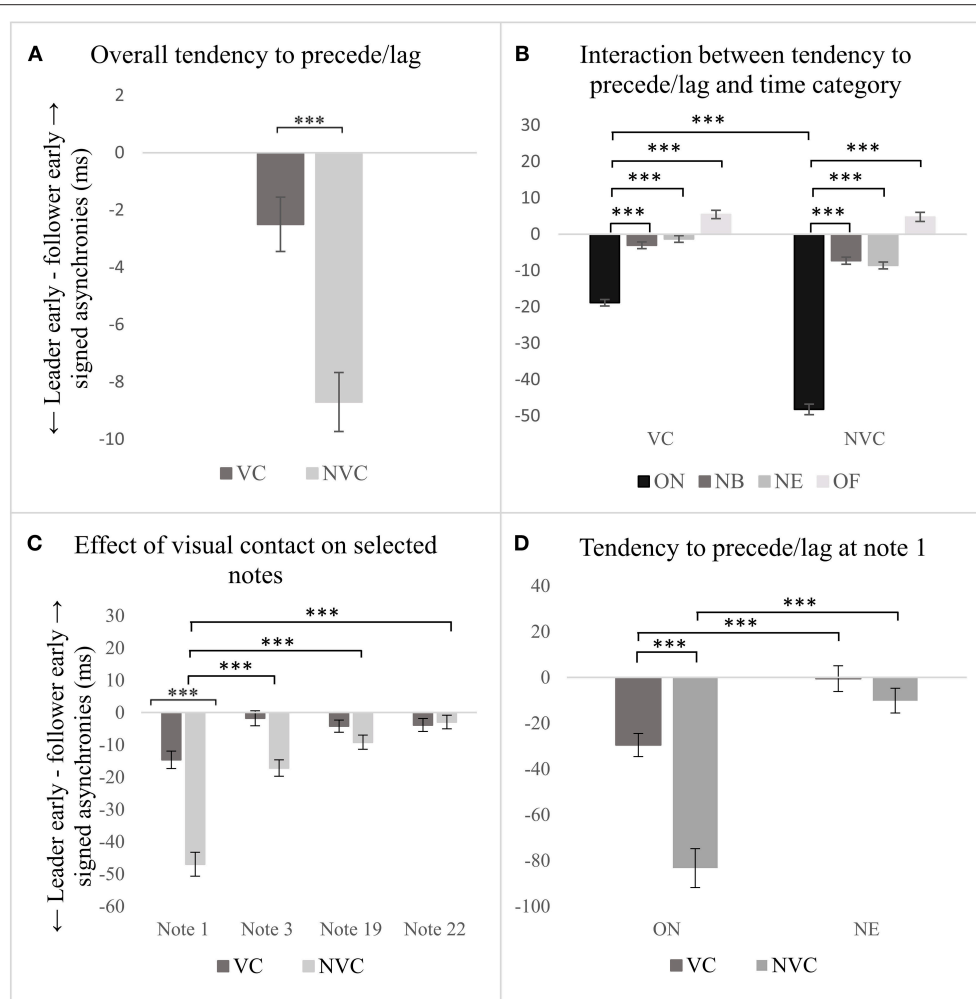


FIGURE 5 | (A) effect of visual contact on tendency to precede/lag a co-performer computed overall; **(B)** effect of visual contact in relation to the time category; **(C)** effect of visual contact computed on a subset of notes; **(D)** effect of visual contact on note 1. Error bars represent 95% CI of the mean. p -values have been adjusted using the Holm method. *** $p < 0.001$.

the effect of visual contact on instrumental ensembles and suggesting that visual contact might affect synchronization during instrumental performances when auditory feedback is limited (Goebel and Palmer, 2009) and in the presence of tempo changes (Kawase, 2004; Bishop and Goebel, 2015). The present study shows that visual contact might affect interpersonal synchronization also during singing duo performances. In addition, this study builds on previous investigations analyzing interpersonal synchronization during ensemble performances, in which the tempo was controlled by a metronome, and musicians were clearly required to focus on timekeeping (Goebel and Palmer, 2009; Keller and Appel, 2010). This study contributes to knowledge of the role of visual contact in interpersonal synchronization, as emerging spontaneously during repeated performances rather than being forced by a metronome.

In addition, the results demonstrate that effects of visual contact on aspects of synchronization were seen most strongly at the onset of the first note. Precision and consistency observed

at the onset of note 1 were better with visual contact, compared to when visual contact was absent. The tendency to precede the co-performer at the onset of note 1 was stronger when visual contact was absent than when the singers could see each other. These results show that visual contact might affect the synchronization of the onset of the first note, but musicians are able to compensate soon after, achieving a tighter interpersonal coordination, which also suggests optimal feedback adaptation. These findings expand on D'Amario et al. (2018) who found that visual contact affected synchronization temporally computed at note beginnings, but not at note endings. These findings are particularly beneficial for the identification of strategies to improve ensemble music performance, refining rehearsal techniques and improving the experience of ensemble singing across all abilities.

When performed with visual contact, precision and consistency computed at the beginning of phonation of the piece were different than those computed at the onset of note 19

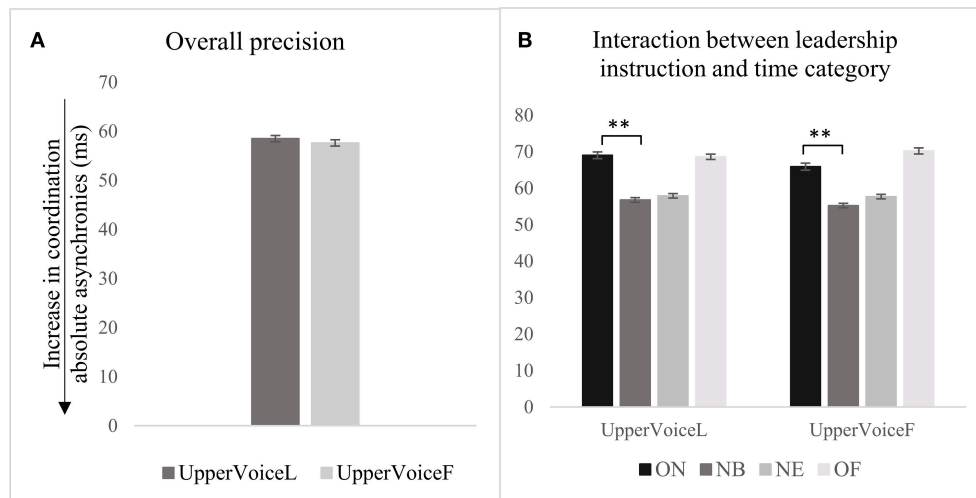


FIGURE 6 | Effect of instruction to the precision of synchronization computed for the whole piece (A), and in relation to the time categories (B). Error bars represent 95% CI of the mean. *p*-values have been adjusted using the Holm method. ***p* < 0.01.

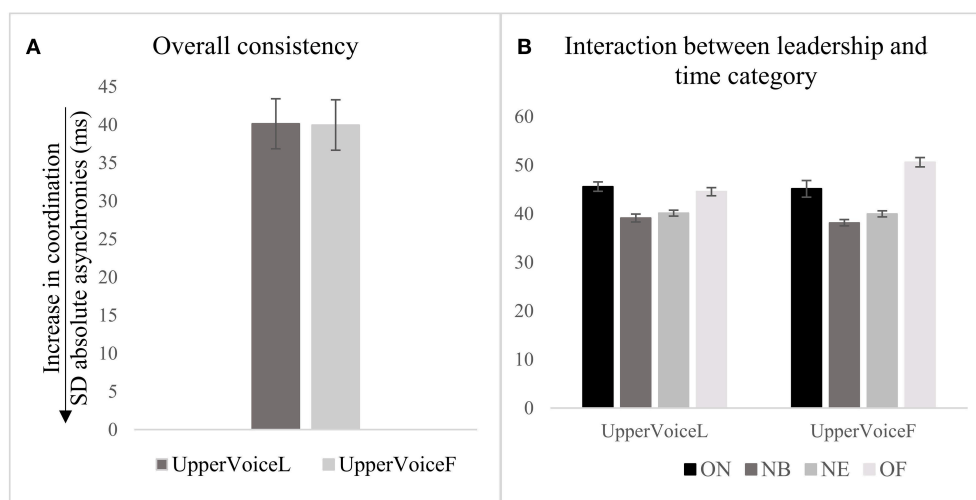


FIGURE 7 | Instruction to act as leader or follower and the consistency of synchronization as indexed by SD of absolute asynchronies, computed for the overall piece (A), and in relation to time categories (B).

(another simultaneous entry point) and beginning of note 22. These differences were amplified when performed without visual contact. The tendency to lead/lag at the beginning of phonation of the piece was not different from that computed at other onsets of the piece (i.e., note 19) or other note beginnings (i.e., note 3 and 22) with visual contact. However, without visual contact, the amount of leading at the onset of note 1 was greater than that computed at other onsets (i.e., note 19) and note beginnings (i.e., note 3 and 22). These results suggest that synchronization computed at the onset of note 1 might be different than other onsets of the piece, and note beginnings within a legato phrase. These differences might be intensified when visual contact is absent.

The researcher's instruction to act as leader or follower of the performance had no overall effect on the precision and consistency of synchronization, or tendency to lead or lag a co-performer. When the upper voice was instructed to lead, the designated leader tended to precede the follower by a small, but significant amount. Notably, when the upper voice was the designated follower, there was no clear separation of roles. These findings are consistent across participants and notes. These results complement the findings reported by Goebel and Palmer (2009) for piano duets performing melody-accompaniment pieces, and by Zamm et al. (2015) analyzing piano duets performing the same part in unison and round. Overall, the results suggest that the effect of the instruction to lead or follow

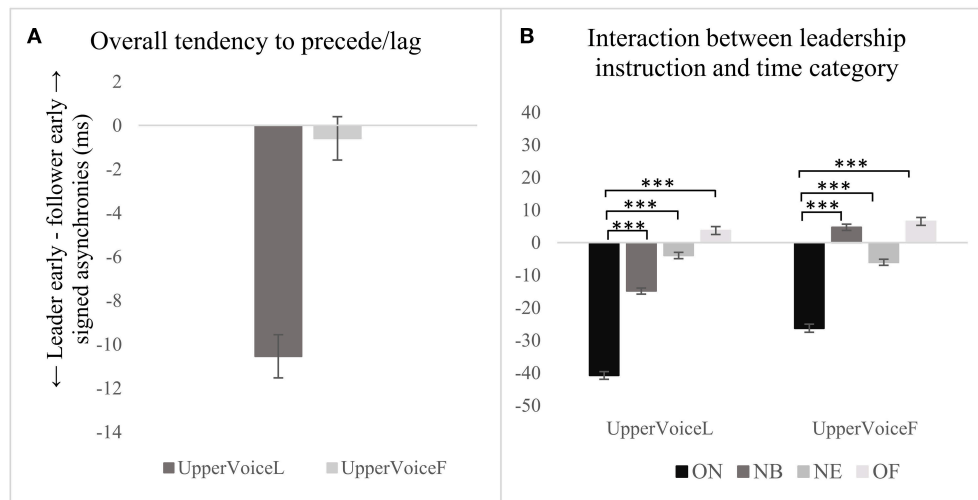


FIGURE 8 | Instruction to act as leader or follower and the tendency to precede/lag a co-performer (A), and relationships between time categories (B).

might depend on the piece being performed. The designated leader is more likely (i) to precede the performance of onsets in melody-accompaniment pieces (Goebel and Palmer, 2009); (ii) to lag the performance of the onsets when participants performed the same parts in a round (Zamm et al., 2015); and, (iii) to not be affected by the instruction to act as leader or follower when performing a two-part piece with a less clear separation of roles induced by the score, as found in this study. The last finding suggests that trained musicians might have developed a compensatory behavior, enabling them to maintain a tight and consistent synchronization, regardless of who is the leader or follower.

Precision at ON was significantly larger compared with NB, when the upper voice was instructed to lead and also when instructed to follow, suggesting that precision at the beginning of phonation is larger than that at NB. Instructing the upper voice to lead appears to have intensified the difference in the precision of synchronization between ON and NB. The tendency to lead/lag was different based on the time category considered in relation to the leadership instruction, suggesting a bidirectional adaptation rather than a clear adaptation of roles. This finding corroborates the recent case study conducted among two singing duets by D'Amario et al. (2018), suggesting reciprocal adaptations between musicians that are not limited to the attack of the note, but associated also with note beginnings, endings and offsets.

LIMITATIONS AND FUTURE WORK

In this study, the tendency to precede or lag timing is considered an indicator of the leader-follower relationships between the singers, as is common in this field of research (Goebel and Palmer, 2009; Keller and Appel, 2010; Palmer et al., 2013; Timmers et al., 2013, 2014; Zamm et al., 2015). Nevertheless, the fact that one of the musicians might tend to anticipate

or lag each other is not a comprehensive perspective on leadership, which can be viewed more in terms of social roles than in terms of performance timing. The analysis of leader-follower relationships based on the combined analysis of synchronization during ensemble performances and patterns of social interactions emerging during rehearsals and investigated through the study of patterns in verbal behaviors, rehearsal tasks and methods, is currently under investigation to shed more light on our understanding of leader-follower relationships in singing ensembles.

Another avenue for consideration is the investigation of the perceptibility of the effects of altered visual contact for listeners with different levels of musical expertise. Previous studies suggest that listeners are sensitive to the degree of between-player asynchrony, when judging lack of togetherness in string quartet performances (Wing et al., 2014a), and that musicians show greater perceptual sensitivity to timing variability than non-experts during isochronous auditory tasks (Repp, 2010). However, whether a listener could detect differences in asynchronies of recordings performed with or without visual contact between musicians has not yet been investigated, to the best of our knowledge. An investigation has been planned of the perception of synchronization during singing duo and quintet performances by participants with varying levels of musical and performance expertise.

This study concerned semi-professional singing duets, performing a short, mostly homophonic piece. To understand whether the above effects typify the ensemble and/or the music piece being performed, it will be necessary for future studies to build a corpus of research which will gradually examine the consistency of the above results across performances of different excerpts, and type and size of ensemble. The experiment should also be replicated with professional singers, since some synchronization patterns might change according to the musicians' level of expertise.

CONCLUSIONS

This study assessed the impact of visual contact and leader and follower relationships on the synchronization of singing duos. Results show that the presence and absence of visual contact between singers had a significant effect on the precision and consistency of interpersonal synchronization, and on the tendency to lead or lag a co-performer during vocal duet performances. Precision and consistency were better when the singers could see each other than when they could not. The tendency to precede or lag a co-performer was greater without visual contact, and this effect was associated with the onset of note 1. These findings were consistent across performers. The instruction to act as leader or follower of the performance did not affect the precision and consistency of interpersonal synchronization, nor the tendency to precede or lag a co-performer. The variability of these results among singers was small.

Synchronization is likely to change based on the time category considered, being often larger at the onset of phonation at the beginning of the piece. The absence of visual contact and instructing the upper voice to lead is likely to amplify differences between time categories.

This study provides a novel contribution to research in this area by investigating synchronization in ensemble singing, an area that has received very little attention to date.

REFERENCES

- Badino, L., D'Ausilio, A., Glowinski, D., Camurri, A., and Fadiga, L. (2014). Sensorimotor communication in professional quartets. *Neuropsychologia* 55, 98–104. doi: 10.1016/j.neuropsychologia.2013.11.012
- Biasutti, M., Concina, E., Wasley, D., and Williamon, A. (2016). Music regulators in two string quartets: a comparison of communicative behaviors between low- and high-stress performance conditions. *Front. Psychol.* 7:1229. doi: 10.3389/fpsyg.2016.01229
- Bishop, L., and Goebel, W. (2015). When they listen and when they watch: Pianists' use of nonverbal audio and visual cues during duet performance. *Music. Sci.* 19, 84–110. doi: 10.1177/1029864915570355
- Castellano, G., Mortillaro, M., Camurri, A., Volpe, G., and Scherer, K. (2008). Automated analysis of body movement in emotionally expressive piano performances. *Music Percept. Interdiscip. J.* 26, 103–119. doi: 10.1525/mp.2008.26.2.103
- Clayton, M. (2007). Time, gesture and attention in a 'Khyal' performance. *Asian Music* 38, 71–96. doi: 10.1353/amu.2007.0032
- D'Amario, S., and Daffern, H. (2017). Using electrolaryngography and electroglottography to assess the singing voice: a systematic review. *Psychomusicol. Music Mind Brain* 27, 229–243. doi: 10.1037/pmu0000184
- D'Amario, S., Daffern, H., and Bailes, F. (2018). A new method of onset and offset detection in ensemble singing. *Logopedics Phoniatrics Vocol.* 27, 1–16. doi: 10.1080/14015439.2018.1452977
- Dahl, S., and Friberg, A. (2007). Visual perception of expressiveness in musicians' body movements. *Music Percept. Interdiscipl. J.* 24, 433–454. doi: 10.1525/mp.2007.24.5.433
- Fourcin, A. J., and Abberton, E. (1971). First applications of a new laryngograph. *Medical Biol. Illustr.* 21, 172–182.
- Fredrickson, W. E. (1994). Band musicians' performance and eye contact as influenced by loss of a visual and/or aural stimulus. *J. Res. Music Educ.* 42, 306–317.
- Gelman, A., and Hill, J. (2007). *Data Analysis Using Regression and Multilevel/Hierarchical Models*. Cambridge: Cambridge University Press.

In addition to highlighting valuable avenues for further investigation, these findings could contribute to the tailoring of rehearsal techniques and performance practice to improve synchronization in singing ensembles. This study contributes also to the investigation of the psychological processes that underline human interpersonal communication and social interaction, identifying the role of visual contact and leader-follower relationships between musicians during singing ensemble performances.

AUTHOR CONTRIBUTIONS

SD was the principal investigator and made substantial contributions to the conception and design of the study, data acquisition, analysis and interpretation. She drafted the article and approved the submitted version. HD contributed to the design of the study and critically revised the article and approved the submitted version. FB made a useful contribution to the analysis of the data collected, and critically revised the manuscript and approved the submitted version.

FUNDING

This research has been funded by an Arts and Humanities Research Council (AHRC) WRoCAH studentship.

- Ginsborg, J., Chaffin, R., and Nicholson, G. (2006). Shared performance cues in singing and conducting: a content analysis of talk during practice. *Psychol. Music* 34, 167–194. doi: 10.1177/0305735606061851
- Glowinski, D., Badino, L., D'Ausilio, A., Camurri, A., and Fadiga, L. (2012). "Analysis of leadership in a string quartet," in *Third International Workshop on Social Behaviour in Music at ACM ICMI 2012* (Santa Monica, CA).
- Goebel, W., and Palmer, C. (2009). Synchronization of timing and motion among performing musicians. *Music Percept.* 26, 427–438. doi: 10.1525/mp.2009.26.5.427
- Kawase, S. (2014). Gazing behavior and coordination during piano duo performance. *Attent. Percept. Psychophys.* 76, 527–540. doi: 10.3758/s13414-013-0568-0
- Keller, P. E., and Appel, M. (2010). Individual differences, auditory imagery, and the coordination of body movements and sounds in musical ensembles. *Music Percept. Interdiscip. J.* 28, 27–46. doi: 10.1525/mp.2010.28.1.27
- Keller, P. E., Knoblich, G., and Repp, B. H. (2007). Pianists duet better when they play with themselves: on the possible role of action simulation in synchronization. *Conscious. Cogn.* 16, 102–111. doi: 10.1016/j.concog.2005.12.004
- King, E. C. (2006). The roles of student musicians in quartet rehearsals. *Psychol. Music* 34, 262–282. doi: 10.1177/0305735606061855
- Kurosawa, K., and Davidson, J. W. (2005). Nonverbal behaviours in popular music performance: a case study of The Corrs. *Musicae Sci.* 9, 111–136. doi: 10.1177/102986490500900104
- Loehr, J. D., Large, E. W., and Palmer, C. (2011). Temporal coordination and adaptation to rate change in music performance. *J. Exp. Psychol. Hum. Percept. Perform.* 37, 1292–1309. doi: 10.1037/a0023102
- Oullier, O., de Guzman, G. C., Jantzen, K. J., Lagarde, J., and Kelso, J. A. (2008). Social coordination dynamics: measuring human bonding. *Soc. Neurosci.* 3, 178–192. doi: 10.1080/17470910701563392
- Palmer, C., Spidle, F., Koopmans, E., and Schubert, P. (2013). "Temporal coordination in vocal duet performances of musical rounds," in *Proceedings of the Stockholm Music Acoustics Conference 2013, SMAC 2013* (Stockholm), 678–82.

- 1825 Phillips-Silver, J., and Keller, P. E. (2012). Searching for roots of entrainment
1826 and joint action in early musical interactions. *Front. Hum. Neurosci.* 6:26.
1827 doi: 10.3389/fnhum.2012.00026
- 1828 Ragert, M., Schroeder, T., and Keller, P. E. (2013). Knowing too little
1829 or too much: the effects of familiarity with a co-performer's part on
1830 interpersonal coordination in musical ensembles. *Front. Psychol.* 4:368.
1831 doi: 10.3389/fpsyg.2013.00368
- 1832 Rasch, R. A. (1979). Synchronization in performed ensemble music. *Acta Acust.*
1833 *United Acust.* 43, 121–131.
- 1834 Rasch, R. A. (1998). "Timing and synchronisation in ensemble performance," in
1835 *Generative Processes in Music*, eds J. A. Sloboda (Oxford: Oxford University
1836 Press), 70–90.
- 1837 Repp, B. H. (2010). Sensorimotor synchronization and perception of timing:
1838 effects of music training and task experience. *Hum. Mov. Sci.* 29, 200–213.
1839 doi: 10.1016/j.humov.2009.08.002
- 1840 Repp, B. H., and Su, Y. (2013). Sensorimotor synchronization: a review
1841 of recent research (2006–2012). *Psychon. Bull. Rev.* 20, 403–452.
1842 doi: 10.3758/s13423-012-0371-2
- 1843 RStudio (2015). *RStudio: Integrated Development for R*. Boston, MA: RStudio, Inc.
1844 Available online at: <http://www.rstudio.com/>
- 1845 Timmers, R., Endo, S., Bradbury, A., and Wing, A. M. (2014). Synchronization and
1846 leadership in string quartet performance: a case study of auditory and visual
1847 cues. *Front. Psychol.* 5:645. doi: 10.3389/fpsyg.2014.00645
- 1848 Timmers, R., Endo, S., and Wing, A. M. (2013). "Temporal coordination in string
1849 quartet performance," in *International Symposium on Performance Science*,
1850 569–574. Available online at: <http://mediatum.ub.tum.de/doc/1207051/1207051.pdf>
- 1851 Williamon, A., and Davidson, J. W. (2002). Exploring co-performer
1852 communication. *Music. Sci.* 6, 53–72. doi: 10.1177/102986490200600103
- 1853 Wing, A. M., Endo, S., Bradbury, A., and Vorberg, D. (2014b). Optimal feedback
1854 correction in string quartet synchronization. *J. R. Soc. Interface* 11:20131125.
1855 doi: 10.1098/rsif.2013.1125
- 1856 Wing, A. M., Endo, S., Yates, T., and Bradbury, A. (2014a). Perception of
1857 string quartet synchronisation. *Front. Psychol.* 5:1115. doi: 10.3389/fpsyg.2014.
1858 01115
- 1859 Zamm, A., Pfordresher, P. Q., and Palmer, C. (2015). Temporal coordination in
1860 joint music performance: effects of endogenous rhythms and auditory feedback.
1861 *Ex. Brain Res.* 233, 607–615. doi: 10.1007/s00221-014-4140-5
- 1862
- 1863
- 1864
- 1865
- 1866
- 1867
- 1868
- 1869
- 1870
- 1871
- 1872
- 1873
- 1874
- 1875
- 1876
- 1877
- 1878
- 1879
- 1880
- 1881
- 1882
- 1883
- 1884
- 1885
- 1886
- 1887
- 1888
- 1889
- 1890
- 1891
- 1892
- 1893
- 1894
- 1895
- 1896
- 1897
- 1898
- 1899
- 1900
- 1901
- 1902
- 1903
- 1904
- 1905
- 1906
- 1907
- 1908
- 1909
- 1910
- 1911
- 1912
- 1913
- 1914
- 1915
- 1916
- 1917
- 1918
- 1919
- 1920
- 1921
- 1922
- 1923
- 1924
- 1925
- 1926
- 1927
- 1928
- 1929
- 1930
- 1931
- 1932
- 1933
- 1934
- 1935
- 1936
- 1937
- 1938
- Conflict of Interest Statement:** The authors declare that the research was
conducted in the absence of any commercial or financial relationships that could
be construed as a potential conflict of interest.
- Copyright © 2018 D'Amario, Daffern and Bailes. This is an open-access article
distributed under the terms of the Creative Commons Attribution License (CC BY).
The use, distribution or reproduction in other forums is permitted, provided the
original author(s) and the copyright owner(s) are credited and that the original
publication in this journal is cited, in accordance with accepted academic practice.
No use, distribution or reproduction is permitted which does not comply with these
terms.