

This is a repository copy of *On Channel Sharing Policies in LEO Mobile Satellite Systems*.

White Rose Research Online URL for this paper:

<https://eprints.whiterose.ac.uk/126445/>

Version: Accepted Version

---

**Article:**

Moscholios, Ioannis, Vasilakis, Vasileios [orcid.org/0000-0003-4902-8226](https://orcid.org/0000-0003-4902-8226), Sagias, Nikos et al. (1 more author) (2018) *On Channel Sharing Policies in LEO Mobile Satellite Systems*. IEEE Transactions on Aerospace and Electronic Systems. 8269248. pp. 1628-1640. ISSN 1557-9603

<https://doi.org/10.1109/TAES.2018.2798318>

---

**Reuse**

Items deposited in White Rose Research Online are protected by copyright, with all rights reserved unless indicated otherwise. They may be downloaded and/or printed for private study, or other acts as permitted by national copyright laws. The publisher or other rights holders may allow further reproduction and re-use of the full text version. This is indicated by the licence information on the White Rose Research Online record for the item.

**Takedown**

If you consider content in White Rose Research Online to be in breach of UK law, please notify us by emailing [eprints@whiterose.ac.uk](mailto:eprints@whiterose.ac.uk) including the URL of the record and the reason for the withdrawal request.

# On Channel Sharing Policies in LEO Mobile Satellite Systems

Ioannis D. Moscholios, Vassilios G. Vassilakis, Nikos C. Sagias, and Michael D. Logothetis

**Abstract**—We consider a low earth orbit (LEO) mobile satellite system with “satellite-fixed” cells that accommodates new and handover calls of different service-classes. We provide an analytical framework for the efficient calculation of call blocking and handover failure probabilities under two channel sharing policies, namely the fixed channel reservation and the threshold call admission policies. Simulation results verify the accuracy of the proposed formulas. Furthermore, we discuss the applicability of the policies in software-defined LEO satellites.

**Index Terms**—Low earth orbit (LEO) satellite, mobile satellite system, channel sharing policies, call blocking, software-defined network.

## I. INTRODUCTION

LOW earth orbit (LEO) mobile satellite systems (MSS) are ideally suited for globally providing multiservice real time applications to a diverse population [1]. Compared to geostationary earth orbit satellite systems, their requirements in terms of transmit power and transmission delays are significantly lower at the expense of frequent beam handovers (that occur due to the high speed of LEO satellites) to in-service mobile users (MUs). To assure a high quality of service (QoS) in the complicated multirate traffic environment of contemporary LEO-MSS, it is essential to develop QoS mechanisms, with efficient and fast QoS assessment, that: i) provide access to the bandwidth needed by the services of the MUs, ii) ensure fairness among different “competing” mobile services/applications and iii) reduce handover failures for in-service MUs. On the other hand, the incorporation of the emerging technologies of software-defined networking (SDN) and network function virtualization (NFV) in next-generation satellite networks [2], [3], provides new opportunities for fairer QoS assignment among service classes. SDN decouples the control plane from the data plane, while NFV abstracts the network functions from the underlying physical infrastructure. SDN and NFV, although not dependent on each other, are closely related and complementary concepts.

Considering call-level traffic in a LEO-MSS which accommodates different service-classes with different QoS requirements, a QoS mechanism that affects call-level performance measures, like call blocking probabilities (CBP) and handover failure probabilities, is a channel sharing policy. The QoS assessment of LEO-MSS under a channel sharing policy can

be accomplished through teletraffic loss or queuing models. In the literature, there are various teletraffic loss or queueing models that describe channel sharing policies in LEO-MSS [4]–[17]. Although there are different ways to classify them, e.g., in terms of the channel sharing policy, the call arrival process, the existence of queues or not etc., for presentation purposes, we classify them in two categories: i) single-rate [4]–[13] and ii) multirate [14]–[17] models.

By considering the first category, in [4], each cell is modelled as a Markovian loss-queueing model that accommodates Poisson calls (new or handover) that require a single channel in order to be accepted in the cell. To guarantee a certain QoS to handover calls, a fixed channel reservation (FCR) policy is considered, named channel-locking mechanism, that treats different the first handover from the subsequent handovers of a call. Extensions of [4] are related to schemes based on: i) dynamic channel reservation with [5] or without priorities [6], ii) time-based channel reservation [7], [8] iii) Doppler-based handover prioritization [9], [10], iv) probabilistic reservation for the handover management [11] and v) FCR with first-in-first-out queueing handover [12]. Recently, in [13] a queueing model has been proposed for the analysis of a LEO-MSS in the case of correlated service times.

By considering the second category, in [14], an analytical framework is proposed for the performance evaluation of LEO-MSS with “satellite-fixed” cells accommodating multirate Poisson traffic under the complete sharing (CS) and the FCR policies. Under the CS policy, all calls have access to all available channels. A call is accepted in a cell whenever the required channels are available; otherwise, call blocking occurs. Contrary to the FCR policy, the CS policy is unfair to calls with higher channel requirements since it results in higher CBP. In [15], in addition to the CS and the FCR policies, the complete partitioning (CP) and the threshold call admission (TCA) policies are proposed. In the CP policy, the capacity  $C$  (in channels) of a cell is partitioned into  $K$  subsets, where  $K$  is the number of service-classes accommodated in the cell. By assuming that each partition  $k$  ( $k = 1, \dots, K$ ) has a capacity  $C_k$  and belongs to calls of service-class  $k$ , each cell can be modelled as an  $M/M/C_k/C_k$  system. However, since the CP policy can lead to poor channel utilization we do not consider it herein. The interested reader may also resort to [16] for an analysis on optimum CP policies. In the TCA policy, a new service-class  $k$  call is not accepted in a cell if the number of in-service new and handover service-class  $k$  calls plus the new call exceeds a threshold (different for each service-class). In [15], simulation results initially are presented for the TCA policy, while in [17] an analytical Markovian model

I. D. Moscholios and N. C. Sagias are with the Dept. of Informatics & Telecommunications, University of Peloponnese, 221 31 Tripolis, Greece.

V. G. Vassilakis is with the Dept. of Computer Science, University of York, YO10 5GH York, UK.

M. D. Logothetis is with the Dept. of Electrical & Computer Engineering, University of Patras, 265 04 Patras, Greece.

is proposed that allows the determination of the performance measures by solving the global balance (GB) equations of  $K$ -dimensional Markov chains. This task is computationally extremely complex (if not impossible) and time consuming for systems with large capacities and many service-classes, since it requires the solution of a linear system of millions or even billions of GB equations. A similar complex procedure (based on solving a linear system of GB equations) is proposed in the case of the FCR policy in [14], [15].

In both categories, in-service calls have a fixed channel assignment. The case of elastic calls whose channel requirements can tolerate compression has not been studied in LEO-MSS. A possible springboard for such an analysis can be the works of [18]–[22] whereby loss/queueing models are proposed for wired [18]–[20] or wireless [21], [22] networks under different channel sharing policies.

In this paper, we provide simple and yet efficient formulas for the calculation of various performance measures under the FCR and the TCA policies. These formulas significantly reduce the computational complexity, and therefore, can be invoked in network planning and dimensioning procedures. In addition, they provide highly accurate results as compared to equivalent simulation ones. Our contribution is three-fold: 1) we propose a recursive formula for the calculation of the channel occupancy distribution in the case of the FCR policy. Compared to [14], [15] where enumeration and processing of the state-space is required (an extremely complex procedure for systems of large capacity and many service-classes), the proposed formula has a low computational complexity of  $O(KC)$ . 2) we show that: i) the steady state probability distribution in the TCA has a product form solution (PFS), and ii) the channel occupancy distribution can be easily determined with the aid of a convolution algorithm. Compared to [17], where again enumeration and processing of the state-space is required, the proposed algorithm has a low computational complexity of  $O(KC^2)$ . 3) provide a framework for the applicability of the proposed models in LEO SDN/NFV satellite networks. The evolution of such networks is expected to be the necessary step for the integration and operation of combined SDN/NFV satellite and terrestrial networks.

The remainder of this paper is as follows: In Section II, we present the LEO MSS model under consideration, in detail. In Section II.A, we provide a description of the model, in Section II.B, we determine the handover arrival rate and the channel holding time while in Section II.C, we provide insight to the analytical model under the CS policy. In Section III, we show a recursive formula for the calculation of the channel occupancy distribution in the case of the FCR policy. In Section IV, we show that the TCA policy has a PFS and provide a convolution algorithm for the calculation of the channel occupancy distribution and consequently all performance measures. In Section V, we discuss the applicability of the proposed models in LEO SDN/NFV satellite networks. In Section VI, we present analytical and simulation results for various performance measures, for evaluation, while in Section VII, we present the conclusions. For the reader's convenience, Table I includes the list of abbreviations used in this paper.

TABLE I: List of Abbreviations

CBP	Call Blocking Probabilities
CP	Complete Partitioning
cRRM	Centralized Radio Resource Management
CS	Complete Sharing
dRRM	Distributed Radio Resource Management
FCR	Fixed Channel Reservation
GB	Global Balance
LB	Local Balance
LEO	Low Earth Orbit
MSS	Mobile Satellite System
MU	Mobile User
NCC	Network Control Center
NFV	Network Function Virtualization
NFVI	Network Function Virtualization Infrastructure
NMC	Network Management Center
PFS	Product Form Solution
PoP	Point of Presence
QoS	Quality of Service
RRM	Radio Resource Management
SDN	Software-Defined Networking
SNO	Satellite Network Operator
ST	Satellite Terminal
TCA	Threshold Call Admission
VMM	Virtual Machine Monitor
VNF	Virtual Network Function
VSNO	Virtual Satellite Network Operator

## II. THE LEO-MSS MODEL

### A. Description

Adopting the model of [15], we consider a LEO-MSS of  $N$  contiguous “satellite-fixed” cells, each modelled as a rectangle of length  $L$  (425 km in the case of the Iridium LEO-MSS [23]), that form a strip of contiguous coverage on the region of the Earth. Each cell has a fixed capacity of  $C$  channels. The system of these  $N$  cells accommodates MUs who generate calls of  $K$  service-classes with different QoS requirements. Each service-class  $k$  ( $k = 1, \dots, K$ ) call requires a fixed number of  $b_k$  channels for its whole duration in the system. New and handover calls of service-class  $k$  follow a Poisson process with arrival rates  $\lambda_k$  and  $\lambda_{hk}$ , respectively. New calls may arrive in any cell with equal probability (i.e., it is assumed that MUs are uniformly distributed in the system of cells). The cell that a new call originates is the source cell. The arrival of handover calls in a cell is as follows: handover calls cross the source cell's boundaries to the adjacent right cell having a velocity of  $-V_{tr}$ , where  $V_{tr}$  (approx. 26600 km/h in the Iridium constellation) is the subsatellite point speed (Fig. 1). This assumption is valid as long as the rotation of the Earth and the speed of a MU are negligible compared to the subsatellite point speed on the Earth [4]. An in-service call that departs from cell  $N$  (the last cell) requests a handover in cell 1, thus having a continuous cellular network (Fig. 1).

Based on the above, let  $t_c$  be the dwell (or sojourn) time of a call in a cell. Then,  $t_c$  is: (i) uniformly distributed in  $[0, L/V_{tr}]$  for new calls in their source cell and (ii) deterministically equal to  $T_c = L/V_{tr}$  for handover calls that traverse, from border to border, any adjacent cell. Based on (ii),  $T_c$  expresses the interarrival time for all handovers subsequent to the first one. The duration of a service-class  $k$  call (new or handover) in the

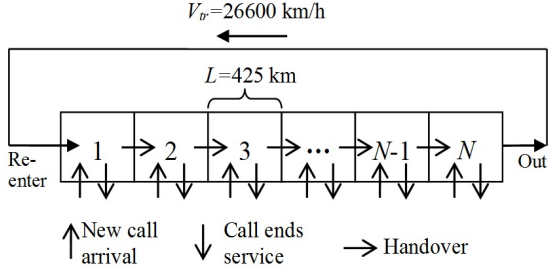


Fig. 1: A rectangular cell model for the LEO-MSS network.

system and the channel holding time in a cell are exponentially distributed with mean  $T_{dk}$  and  $\mu_k^{-1}$ , respectively.

### B. Determination of handover arrival rate and channel holding time

To determine formulas for the handover arrival rate  $\lambda_{hk}$  and the channel holding time with mean  $\mu_k^{-1}$  of service-class  $k$  calls, some necessary definitions are required:

- 1) The (dimensionless) parameter  $\gamma_k$ , which is the ratio between the mean duration of a service-class  $k$  call in the system and the dwell time of a call in a cell [4]:

$$\gamma_k = T_{dk}/T_c. \quad (1)$$

Note that this parameter expresses the average number of handover requests per service-class  $k$  call assuming that there is no blocking.

- 2) The time  $T_{h1,k}$ , which expresses the interval from the arrival of a new service-class  $k$  call in the source cell to the instant of the first handover.  $T_{h1,k}$  is uniformly distributed in  $[0, T_c]$  with probability density function (pdf) [24]:

$$pdf_{T_{h1,k}}(t) = \begin{cases} \frac{V_{tr}}{L}, & \text{for } 0 \leq t \leq \frac{1}{\gamma_k} T_{dk} \\ 0, & \text{otherwise} \end{cases}. \quad (2)$$

- 3) The probabilities  $P_{h1,k}$  and  $P_{h2,k}$ , which express the handover probability for a service-class  $k$  call in the source cell and in a transit cell, respectively. Due to the different distances covered by a MU in the source cell and in the transit cells, these probabilities are different. More precisely,  $P_{h1,k}$  is defined as:

$$\begin{aligned} P_{h1,k} &= \int_0^\infty \Pr\{t_{dk} > t | T_{h1,k} = t\} pdf_{T_{h1,k}}(t) dt \\ &= \int_0^\infty e^{-t/T_{dk}} pdf_{T_{h1,k}}(t) dt = \gamma_k(1 - e^{-(1/\gamma_k)}) \end{aligned} \quad (3)$$

where  $t_{dk}$  is the service-class  $k$  call duration time (exponentially distributed with mean  $T_{dk}$ ). The residual service time of a service-class  $k$  call after a successful handover request has the same pdf as  $t_{dk}$  (due to the memoryless property of the exponential distribution [25]). It follows then that  $P_{h2,k}$  can be expressed by:

$$\begin{aligned} P_{h2,k} &= \Pr\left\{t_{dk} > \frac{L}{V_{tr}}\right\} = 1 - \Pr\left\{t_{dk} \leq \frac{L}{V_{tr}}\right\} \\ &= 1 - \int_0^{T_c} \frac{1}{T_{dk}} e^{-t/T_{dk}} dt = e^{-(1/\gamma_k)}. \end{aligned} \quad (4)$$

The handover arrival rate  $\lambda_{hk}$  can be related to  $\lambda_k$  by assuming that in each cell there exists a flow equilibrium between MUs entering and MUs leaving the cell. In that case, we may write the following flow equilibrium equation (MUs entering the cell = MUs leaving the cell):

$$\begin{aligned} \lambda_k(1 - P_{b_k}) + \lambda_{hk}(1 - P_{f_k}) &= \\ \lambda_{hk} + \lambda_k(1 - P_{b_k})(1 - P_{h1,k}) + \lambda_{hk}(1 - P_{f_k})(1 - P_{h2,k}) \end{aligned} \quad (5)$$

where:  $P_{b_k}$  refers to the CBP of new service-class  $k$  calls in the source cell and  $P_{f_k}$  refers to the handover failure probability of service-class  $k$  calls in transit cells. The values of  $P_{b_k}$  and  $P_{f_k}$  will be determined in the next subsection.

The left hand side of (5) refers to new and handover service-class  $k$  calls that are accepted in the cell with probability  $(1 - P_{b_k})$  and  $(1 - P_{f_k})$ , respectively. The right hand side of (5) refers to: 1) calls that are handed over to the transit cell (1st term), 2) new calls that complete their service in the source cell (2nd term) and 3) handover calls that do not handover to the transit cell (3rd term). A graphical representation of (5) is given in Fig. 2. Eq. (5), can be rewritten as:

$$\frac{\lambda_{hk}}{\lambda_k} = \frac{(1 - P_{b_k})P_{h1,k}}{1 - (1 - P_{f_k})P_{h2,k}}. \quad (6)$$

To derive a formula for the channel holding time of service-class  $k$  calls, we remind that channels are occupied either: 1) by new or handover calls and 2) until the end of service of a call or until a call is handed over to a transit cell. Since the channel holding time can be expressed as  $t_{h1,k} = \min(t_{dk}, t_c)$  in the case of the source cell and  $t_{h2,k} = \min(t_{dk}, T_c)$  in the case of a transit cell, then the mean value of  $t_{hi,k}$ ,  $E_k(t_{hi,k})$  for  $i = 1, 2$  is given by [15]:

$$E_k(t_{hi,k}) = T_{dk}(1 - P_{hi,k}). \quad (7)$$

We define now by  $P_k$  and  $P_k^h$  the probabilities that a channel is occupied by a new and a handover service-class  $k$  call, respectively. Then:

$$P_k = \frac{\lambda_k(1 - P_{b_k})}{\lambda_k(1 - P_{b_k}) + \lambda_{hk}(1 - P_{f_k})} \quad (8)$$

and

$$P_k^h = \frac{\lambda_{hk}(1 - P_{f_k})}{\lambda_k(1 - P_{b_k}) + \lambda_{hk}(1 - P_{f_k})}. \quad (9)$$

Based on (7)-(9), the channel holding time of service-class  $k$  calls (either new or handover) is approximated by an exponential distribution whose mean  $\mu_k^{-1}$  is the weighted sum of (7) (for  $i = 1, 2$ ) multiplied by the corresponding probabilities  $P_k$  (for  $i = 1$ ) and  $P_k^h$  (for  $i = 2$ ):

$$\begin{aligned} \mu_k^{-1} &= P_k E_k(t_{h1,k}) + P_k^h E_k(t_{h2,k}) = \\ &= \frac{\lambda_k(1 - P_{b_k})E_k(t_{h1,k})}{\lambda_k(1 - P_{b_k}) + \lambda_{hk}(1 - P_{f_k})} + \frac{\lambda_{hk}(1 - P_{f_k})E_k(t_{h2,k})}{\lambda_k(1 - P_{b_k}) + \lambda_{hk}(1 - P_{f_k})}. \end{aligned} \quad (10)$$

### C. The analytical LEO-MSS model based on the CS policy

To analyze the LEO-MSS, each cell is modelled as a multirate loss system whereby the available channels are shared according to the CS policy. The CS policy is the springboard for the analysis of more complicated channel

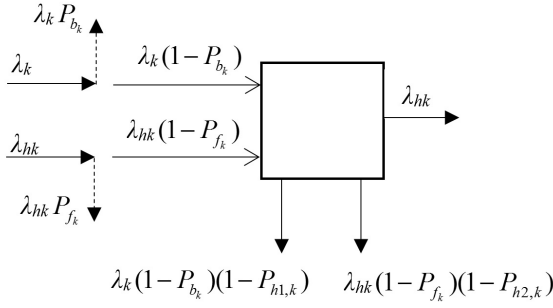


Fig. 2: Flow equilibrium of service-class  $k$  calls in a cell.

sharing policies and therefore an insight to this policy is essential for presentation purposes.

To this end, let the system be in steady state and denote by  $n_k$  the number of in-service calls (new or handover) of service-class  $k$  in a cell. Then, the steady state vector is defined as  $\mathbf{n} = (n_1, \dots, n_k, \dots, n_K)$  and its corresponding probability distribution as  $P(\mathbf{n})$ . By exploiting local balance (LB) between the adjacent states:  $\mathbf{n}_k^- = (n_1, \dots, n_k - 1, \dots, n_K)$  and  $\mathbf{n} = (n_1, \dots, n_k, \dots, n_K)$ , the values of  $P(\mathbf{n})$  are given by the PFS:

$$P(\mathbf{n}) = G^{-1} \left( \prod_{k=1}^K \frac{\alpha_k^{n_k}}{n_k!} \right) \quad (11)$$

where  $G$  is the normalization constant given by:

$$G \equiv G(\Omega) = \sum_{\mathbf{n} \in \Omega} \left( \prod_{k=1}^K \frac{\alpha_k^{n_k}}{n_k!} \right). \quad (12)$$

$\Omega$  is the state space of the system,  $\Omega = \{\mathbf{n} : 0 \leq \mathbf{n}\mathbf{b} \leq C, k = 1, \dots, K\}$ ,  $\mathbf{n}\mathbf{b} = \sum_{k=1}^K n_k b_k$ ,  $\mathbf{b} = (b_1, \dots, b_K)^T$  and  $\alpha_k = (\lambda_k + \lambda_{hk})/\mu_k$  is the offered traffic-load (in erl) of service-class  $k$  calls in a cell.

A new service-class  $k$  call is blocked and lost if the required  $b_k$  channels are not available in the cell upon its arrival. Based on (11), we determine CBP of new service-class  $k$  calls,  $P_{b_k}$ , via the formula:

$$P_{b_k} = 1 - \sum_{\mathbf{n} \in \Omega_k} P(\mathbf{n}) \quad (13)$$

where  $\Omega_k = \{\mathbf{n} : 0 \leq \mathbf{n}\mathbf{b} \leq C - b_k, k = 1, \dots, K\}$ .

Eq. (13) has a computational complexity in the order of  $O(C^K)$  a fact that makes it impractical for real systems of large capacities and many service-classes. To substantially reduce the complexity to  $O(CK)$ , let  $j$  be the number of occupied channels in the cell, i.e.,  $j = \sum_{k=1}^K n_k b_k$ ,  $j = 0, 1, \dots, C$ . Then, the following recursive formula is proposed for the calculation of the channel occupancy distribution  $q(j)$  [15]:

$$q(j) = \begin{cases} 1, & \text{for } j = 0 \\ \frac{1}{j} \sum_{k=1}^K \alpha_k b_k q(j - b_k), & \text{for } j = 1, \dots, C \\ 0, & \text{otherwise} \end{cases} \quad (14)$$

which is the classical Kaufman-Roberts formula [26], [27].

Based on (14), the values of  $P_{b_k}$  are given by:

$$P_{b_k} = \sum_{j=C-b_k+1}^C G^{-1} q(j) \quad (15)$$

where  $G = \sum_{j=0}^C q(j)$  is the normalization constant.

Since the CS policy does not prioritize handover calls, we assume that:

$$P_{f_k} = P_{b_k}. \quad (16)$$

Eq. (16) is further modified to take into account the successive handovers of a call during its service in the system:

$$P_{f_k} = \delta_k P_{b_k} \quad (17)$$

where  $\delta_k$  is a correction factor introduced to model the dependency between successful handovers of a service-class  $k$  call prior to a handover failure. The latter may occur during the  $E_k(n_{hk})$ th handover if an accepted call has already performed  $E_k(n_{hk}) - 1$  successful handovers, i.e.:

$$\delta_k = (1 - P_{b_k}) P_{h1,k} (1 - P_{f_k})^{E_k(n_{hk})-2} P_{h2,k}^{E_k(n_{hk})-2} \quad (18)$$

where  $E_k(n_{hk})$  is the average number of times that a new service-class  $k$  call is successfully handed over during its lifetime in the system (for the proof see Appendix A):

$$E_k(n_{hk}) = \frac{(1 - P_{b_k}) P_{h1,k}}{1 - (1 - P_{f_k}) P_{h2,k}}. \quad (19)$$

To determine  $q(j)$ 's,  $P_{b_k}$ , and  $P_{f_k}$  via (15)-(18), the values of offered traffic-load of each service-class  $k$ ,  $\alpha_k = (\lambda_k + \lambda_{hk})/\mu_k$ , are required. Since  $\lambda_{hk}$  and  $\mu_k^{-1}$  depend on  $P_{b_k}$  and  $P_{f_k}$  (see (6) and (10)) an iterative procedure is necessary. The latter starts with  $P_{b_k} = 0$  and stops when two consecutive values of  $P_{b_k}$  differ by less than  $10^{-6}$  [15].

Having calculated  $q(j)$ 's,  $P_{b_k}$ , and  $P_{f_k}$  the following performance measures can be determined:

- The call dropping probability of service-class  $k$  calls,  $P_{d_k}$ , which refers to new calls that are not blocked but are forced to terminate due to handover failure:

$$P_{d_k} = \frac{P_{f_k} P_{h1,k}}{1 - (1 - P_{f_k}) P_{h2,k}}. \quad (20)$$

- The unsuccessful call probability of service-class  $k$  calls,  $P_{us_k}$ , which refers to calls that are either blocked in the source cell or dropped due to a handover failure:

$$P_{us_k} = P_{b_k} + P_{d_k} (1 - P_{b_k}). \quad (21)$$

### III. A PROPOSED RECURSIVE FORMULA FOR THE LEO-MSS MODEL BASED ON THE FCR POLICY

To facilitate the description of the analytical model under the FCR policy, we distinguish new from handover calls and assume that each cell accommodates calls of  $2K$  service-classes. A service-class  $k$  call is new if  $1 \leq k \leq K$  and handover if  $K+1 \leq k \leq 2K$ .

The FCR policy is described as follows: A call of service class  $k$  ( $k = 1, \dots, 2K$ ) requests  $b_k$  channels and has a FCR parameter  $CR_k$  that expresses the integer number of channels reserved to benefit calls of all other service-classes except from  $k$ . The analysis presented herein is more general as compared

to [15] since it allows the application of the FCR policy to all calls (new or handover) of a service-class  $k$ . In that sense, the FCR policy can be applied to favor handover calls of a service-class against new or handover calls from other service-classes. In [15], the FCR policy benefits only handover calls of a service-class against new calls from other service-classes.

The GB equation for state  $\mathbf{n} = (n_1, \dots, n_k, \dots, n_{2K})$ , expressed as *rate into state  $\mathbf{n}$  = rate out of state  $\mathbf{n}$* , is given by:

$$\begin{aligned} & \sum_{k=1}^K \lambda_k(\mathbf{n}_k^-)P(\mathbf{n}_k^-) + \sum_{k=K+1}^{2K} \lambda_{kh}(\mathbf{n}_k^-)P(\mathbf{n}_k^-) + \sum_{k=1}^{2K} (n_k+1)\mu_k P(\mathbf{n}_k^+) \\ &= \sum_{k=1}^K \lambda_k(\mathbf{n})P(\mathbf{n}) + \sum_{k=K+1}^{2K} \lambda_{kh}(\mathbf{n})P(\mathbf{n}) + \sum_{k=1}^{2K} n_k \mu_k P(\mathbf{n}) \end{aligned} \quad (22)$$

where:

$$\lambda_k(\mathbf{n}) = \begin{cases} \lambda_k, & \text{for } C - \mathbf{n}\mathbf{b} \geq b_k + CR_k \\ 0, & \text{otherwise} \end{cases} \quad (23)$$

$$\lambda_{kh}(\mathbf{n}) = \begin{cases} \lambda_{kh}, & \text{for } C - \mathbf{n}\mathbf{b} \geq b_k + CR_k \\ 0, & \text{otherwise} \end{cases} \quad (24)$$

$\mathbf{n}_k^- = (n_1, \dots, n_k - 1, \dots, n_{2K})$ ,  $\mathbf{n}_k^+ = (n_1, \dots, n_k + 1, \dots, n_{2K})$  and  $P(\mathbf{n}), P(\mathbf{n}_k^-), P(\mathbf{n}_k^+)$  are the probability distributions of states  $\mathbf{n}, \mathbf{n}_k^-, \mathbf{n}_k^+$ , respectively.

The FCR model does not have a PFS for the determination of the steady state probabilities  $P(\mathbf{n})$  since LB can be destroyed between adjacent states  $\mathbf{n}_k^-, \mathbf{n}$  or  $\mathbf{n}, \mathbf{n}_k^+$  due to the existence of the FCR parameters. This means that  $P(\mathbf{n})$ 's (and consequently all performance measures) can be determined by solving the set of linear GBs, a realistic task only for cells of very small capacity and two or three service-classes.

Contrary to [14], [15], where it is suggested to apply a linear equation procedure (such as the Gauss-Siedel iteration) for solving the GBs, we prove an approximate but recursive formula for the calculation of the occupancy distribution,  $q(j)$ , of the FCR model (see Appendix B for the proof):

$$q(j) = \begin{cases} 1, & \text{for } j = 0 \\ \frac{1}{j} \sum_{k=1}^{2K} \alpha_k(j - b_k) b_k q(j - b_k), & \text{for } j = 1, \dots, C \\ 0, & \text{otherwise} \end{cases} \quad (25)$$

Based on (25), the values of  $P_{b_k}$  ( $k = 1, \dots, K$ ) are given by:

$$P_{b_k} = \sum_{j=C-b_k-CR_k+1}^C G^{-1} q(j) \quad (26)$$

where  $G = \sum_{j=0}^C q(j)$  is the normalization constant.

Similarly, the values of  $P_{f_k}$  ( $k = K+1, \dots, 2K$ ) are given by:

$$P_{f_k} = \delta_k \sum_{j=C-b_k-CR_k+1}^C G^{-1} q(j) \quad (27)$$

where the factor  $\delta_k$  is given by (18).

As far as the values of  $P_{d_k}$  and  $P_{u_{sk}}$  are concerned, they can be calculated via (20) and (21), respectively.

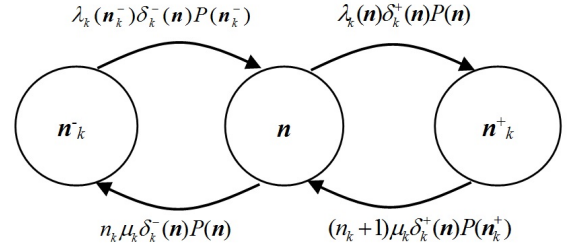


Fig. 3: State transition diagram between adjacent states of the TCA model for service-class  $k$ .

#### IV. A PROPOSED CONVOLUTION ALGORITHM FOR THE LEO-MSS MODEL BASED ON THE TCA POLICY

In the TCA policy, a threshold  $N_k$  is defined for each service-class  $k$  that denotes the maximum number of new and handover in-service calls of service-class  $k$  that are allowed in a cell. Due to this definition, we do not distinguish new from handover calls and assume that each cell accommodates calls of  $K$  service-classes.

The TCA policy is applied only to new service-class  $k$  calls. More precisely, a new service-class  $k$  call is accepted in a cell if and only if: a) there exist available channels, i.e.,  $j + b_k \leq C$  and b) the number of new and handover in-service calls of service-class  $k$  plus the new one does not exceed the threshold  $N_k$ , i.e.,  $n_k + 1 \leq N_k$ . The last restriction shows that a new call may not be accepted in the cell even if available channels do exist. On the other hand, a handover service-class  $k$  call is accepted in a transit cell if and only if  $j + b_k \leq C$ .

Contrary to [15], where only simulation results are presented in the case of the TCA policy, or [17] where the set of GB equations should be solved, we propose the mathematical framework for the efficient calculation of all relevant performance measures.

To this end, let the system be in steady state and define the steady state vector as  $\mathbf{n} = (n_1, \dots, n_k, \dots, n_K)$  and its corresponding probability distribution as  $P(\mathbf{n})$ .

Based on the state transition diagram of the TCA model (Fig. 3), the GB equation for state  $\mathbf{n}$ , expressed as *rate into state  $\mathbf{n}$  = rate out of state  $\mathbf{n}$* , is:

$$\begin{aligned} & \sum_{k=1}^K \lambda_k(\mathbf{n}_k^-) \delta_k^-(\mathbf{n}) P(\mathbf{n}_k^-) + \sum_{k=1}^K (n_k + 1) \mu_k \delta_k^+(\mathbf{n}) P(\mathbf{n}_k^+) = \\ & \sum_{k=1}^K \lambda_k(\mathbf{n}) \delta_k^+(\mathbf{n}) P(\mathbf{n}) + \sum_{k=1}^K n_k \mu_k \delta_k^-(\mathbf{n}) P(\mathbf{n}) \end{aligned} \quad (28)$$

where:  $\lambda_k(\mathbf{n}) = \begin{cases} \lambda_k + \lambda_{kh}, & \text{if } n_k \leq N_k \\ \lambda_{kh}, & \text{if } n_k > N_k \end{cases}$ ,  $\delta_k^+(\mathbf{n}) = \begin{cases} 1, & \text{if } \mathbf{n}_k^+ \in \Omega \\ 0, & \text{otherwise} \end{cases}$ ,

$\delta_k^-(\mathbf{n}) = \begin{cases} 1, & \text{if } \mathbf{n}_k^- \in \Omega \\ 0, & \text{otherwise} \end{cases}$ ,  $\Omega = \{\mathbf{n} : 0 \leq \mathbf{n}\mathbf{b} \leq C, n_k \leq N_k, k = 1, \dots, K\}$  and  $\mathbf{n}\mathbf{b} = \sum_{k=1}^K n_k b_k$ ,  $\mathbf{b} = (b_1, \dots, b_K)^T$ .

According to Fig. 3, the corresponding Markov chain of the TCA model retains reversibility due to the so-called Kolmogorov's criterion [25]: the circulation flow among four adjacent states equals zero: Flow clockwise = Flow counter-clockwise. Because of this, LB exists between adjacent states



and the following LB equations are extracted as (*rate up* = *rate down*), for  $k = 1, \dots, K$  and  $\mathbf{n} \in \Omega$ :

$$\lambda_k(\mathbf{n}_k^-)\delta_k^-(\mathbf{n})P(\mathbf{n}_k^-) = n_k\mu_k\delta_k^-(\mathbf{n})P(\mathbf{n}) \quad (29)$$

$$\lambda_k(\mathbf{n})\delta_k^+(\mathbf{n})P(\mathbf{n}) = (n_k + 1)\mu_k\delta_k^+(\mathbf{n})P(\mathbf{n}_k^+). \quad (30)$$

Based on the existence of LB, the probability distribution  $P(\mathbf{n})$  of the TCA model can be described by the PFS:

$$P(\mathbf{n}) = G^{-1} \left( \prod_{k=1}^K \frac{x_k^{n_k}}{n_k!} \right) \quad (31)$$

$$\text{with: } \frac{x_k^{n_k}}{n_k!} = \begin{cases} \frac{\alpha_k^{n_k}}{n_k!} & \text{if } n_k \leq N_k \\ \frac{\alpha_{kn}^{N_k} \alpha_{kh}^{(n_k - N_k)}}{n_k!} & \text{if } n_k > N_k \end{cases} \quad \text{and } G = \sum_{\mathbf{n} \in \Omega} \left( \prod_{k=1}^K \frac{x_k^{n_k}}{n_k!} \right),$$

$$\alpha_k = (\lambda_k + \lambda_{kh})/\mu_k = \alpha_{kn} + \alpha_{kh}, \alpha_{kn} = \lambda_k/\mu_k, \alpha_{kh} = \lambda_{k,h}/\mu_k.$$

For an efficient calculation of the various performance measures we can exploit the PFS of the TCA model, and use the following 3-step convolution algorithm:

Step 1) Determine the channel occupancy distribution  $q_k(j)$  of each service-class  $k$  ( $k = 1, \dots, K$ ), assuming that only service-class  $k$  exists in the system:

$$q_k(j) = \begin{cases} \frac{q_k(0)\alpha_k^{n_k}}{n_k!} & \text{for } n_k \leq N_k \text{ and } j = n_k b_k \\ \frac{q_k(0)\alpha_{kn}^{N_k} \alpha_{kh}^{(n_k - N_k)}}{n_k!} & \text{for } n_k > N_k \text{ and } j = n_k b_k \end{cases}. \quad (32)$$

Step 2) Determine the aggregated occupancy distribution  $Q_{(-k)}$  based on the successive convolution of all service-classes apart from service-class  $k$ :

$$Q_{(-k)} = q_1 * \dots * q_{k-1} * q_{k+1} * \dots * q_K. \quad (33)$$

By the term ‘‘successive’’ we mean that initially  $q_1$  and  $q_2$  should be convolved to obtain  $q_{12}$ . Then we convolve  $q_{12}$  with  $q_3$  to obtain  $q_{123}$  etc. The convolution operation between two occupancy distributions of service-class  $k$  and  $r$  is defined as:

$$q_k * q_r = \left\{ q_k(0)q_r(0), \sum_{m=0}^1 q_k(m)q_r(1-m), \dots, \sum_{m=0}^C q_k(m)q_r(C-m) \right\}. \quad (34)$$

Step 3) Calculate the CBP of service-class  $k$  based on the convolution operation of  $Q_{(-k)}$  (step 2) and  $q_k$  (step 1) as:

$$\begin{aligned} Q_{(-k)} * q_k &= \left\{ Q_{(-k)}(0)q_k(0), \sum_{m=0}^1 Q_{(-k)}(m)q_k(1-m), \right. \\ &\dots, \left. \sum_{m=0}^C Q_{(-k)}(m)q_k(C-m) \right\}. \end{aligned} \quad (35)$$

Normalizing the values of (35), we obtain the occupancy distribution  $q(j)$ ,  $j = 0, 1, \dots, C$  via:

$$\begin{aligned} q(0) &= Q_{(-k)}(0)q_k(0)/G \\ q(j) &= \left( \sum_{m=0}^j Q_{(-k)}(m)q_k(j-m) \right) / G, j = 1, \dots, C. \end{aligned} \quad (36)$$

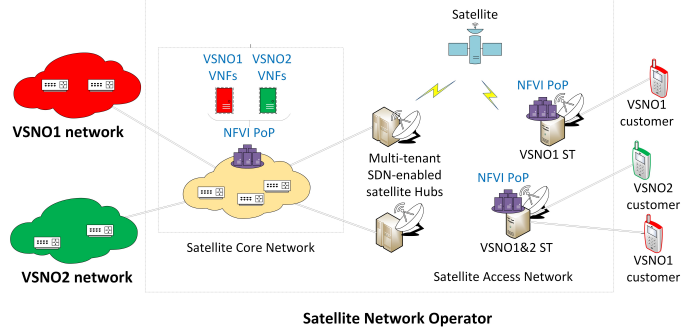


Fig. 4: A SDN/NFV enabled satellite network architecture.

Based on  $q(j)$ 's, we propose the following formula for the CBP of service-class  $k$ :

$$P_{b_k} = \sum_{j=C-b_k+1}^C q(j) + \sum_{x=N_k b_k}^{C-b_k} q_k(x) \sum_{y=x}^{C-b_k} Q_{(-k)}(C-b_k-y). \quad (37)$$

The first term of (37) expresses those states  $j$  where there are no available channels for service-class  $k$  calls. The second term refers to states  $x = N_k b_k, \dots, C - b_k$  where there are available channels for calls but call blocking occurs (for new calls) due to the TCA policy and the threshold  $N_k$ .

Similarly, the values of  $P_{f_k}$  can be determined via:

$$P_{f_k} = \delta_k \left[ \sum_{j=C-b_k+1}^C q(j) + \sum_{x=N_k b_k}^{C-b_k} q_k(x) \sum_{y=x}^{C-b_k} Q_{(-k)}(C-b_k-y) \right] \quad (38)$$

where the factor  $\delta_k$  is given by (18).

As far as the values of  $P_{d_k}$  and  $P_{u,s_k}$  are concerned, they can be calculated via (20) and (21), respectively.

## V. APPLICABILITY OF THE PROPOSED MODELS IN FUTURE LEO SDN/NFV ENABLED SATELLITE NETWORKS

### A. SDN/NFV enabled satellite network architecture

Our considered SDN/NFV satellite network architecture is presented in Fig. 4. This is in line with the architecture proposed by the EC H2020 VITAL project [28], [29]. In Fig. 4, we depict a satellite network operator (SNO) enhanced with SDN/NFV infrastructure that enables multi-tenancy. SDN enables abstraction and modularity of the functions within the access network. This way, a hierarchical control architecture can be implemented, in which the high control layer controls the lower layers through defining behaviors and enforcing policies, and without the need to know the specific implementation of lower layers [30]. This requires a holistic view of the network at the higher control layer to be built on appropriate abstraction of lower layers via well-defined control interfaces. This is essential to enable programmable radio resource management (RRM) functions, such as the radio resource allocation and the call admission control. On the other hand, the NFV technology allows the execution of control programs on general purpose computing/storage resources [31].

The SNO has multiple virtual SNOs (VSNOs) as its customers. Consequently, VSNOs offer satellite services to their

customers without owing any physical infrastructure. In particular, the architecture consists of the following parts:

- Various control and management systems, such as the network control center (NCC) and the network management center (NMC) (for simplicity not shown in Fig. 4).
- Satellite core network, where the SNO at various locations has installed NFV infrastructure (NFVI) points of presence (PoPs). On top of the NFVI, different tenants (i.e., VSNO1 and VSNO2 in this example) can install and operate their own virtual network functions (VNFs), such as load balancers, firewalls, etc.
- Satellite access network that consists of a cluster of SDN-enabled Hubs, connected to the core network, and a distributed set of satellite terminals (STs), connected to the user equipment. Both, Hubs and STs are part of the NFVI. As shown in Fig. 4, some STs can be multi-tenant, whereas others can be dedicated to a single VSNO.
- A constellation of LEO satellites which connects Hubs to STs.

### B. Applicability of the proposed models

In this subsection, we demonstrate the applicability of our proposed models in SDN/NVF enabled satellite networks. As a specific example, consider the virtualization of the RRM function. One way to realize that is shown in Fig. 5 and is described below.

At the satellite core network level, the NFVI PoPs enable the execution of VNFs by the tenants (VSNOs). One such VNF could be a centralized RRM (cRRM) function that sets the configuration parameters, e.g., appropriate levels of QoS or CBP for VSNO's customers.

On the other hand, at the satellite access network level, there is a distributed set of STs, which form a centralized pool of ST resources (C-ST) that is owned and controlled by the SNO. To benefit from NFV, the C-ST functionality and services have been abstracted from the underlying infrastructure and virtualized (V-ST). The virtual machine monitor (VMM) manages the execution of V-STs. The NFVI PoP also includes a SDN controller that decides routes and configures the packet forwarding elements. On top of the NFVI, a VSNO can execute a number of edge VNFs, such as the distributed RRM (dRRM) function.

As shown in Fig. 5, the dRRM is logically connected to the cRRM. The cRRM sends to the dRRM various guidelines, configuration settings, and parameters. The cRRM determines the configuration parameters (e.g., call admission control thresholds) based on a number of objectives (e.g., QoS assurance for a particular service, acceptable handover failure probabilities, coverage requirements, capacity requirements, etc). For example, the cRRM can select a set of TCA policy thresholds,  $N_k$ , or FCR policy channel reservation parameters,  $CR_k$ , that can ensure certain target CBP for a particular service-class. The dRRM receives the configuration parameters and acts accordingly (e.g., rejects connection requests that do not conform to the specified requirements). Also, the dRRM sends (at regular intervals or when a pre-defined condition is met) to the cRRM various performance measurements and

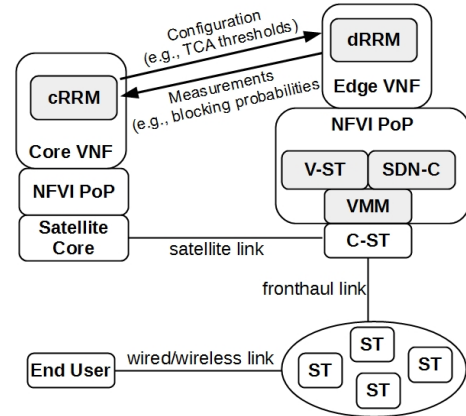


Fig. 5: Enabling SDN/NVF based radio resource management.

alarms. E.g., the dRRM may be configured to report the handover failure probabilities per service to the cRRM. If the reported measurements violate the objectives/performance constraints (e.g., QoS is below a predefined level or the handover failure probability for a particular service is too high), the cRRM will re-calculate and send updated configuration parameters to the dRRM. For example, the dRRM may modify the  $CR_k$  parameters of the FCR policy in (23) and (24), so that a different  $P_{fk}$  can be obtained in (27) for a particular service-class  $k$ . Similarly, the thresholds  $N_k$  of the TCA policy can be modified to reflect the desirable  $P_{bk}$  and  $P_{fk}$  in (37) and (38), respectively.

## VI. EVALUATION

In this section, we present two application examples. In the first one, we provide analytical results of the CBP, the handover failure probability, the call dropping probability and the unsuccessful call probability for the proposed formulas of the TCA and the FCR policies. Analytical results are also compared to simulation results. In the second example, we consider only the TCA policy and show a case where oscillations may occur in the CBP and handover failure probabilities.

For the simulation of the LEO-MSS we adopt the Iridium parameters. The simulated network consists of  $N = 7$  contiguous cells (a typical value, see e.g., [32], [33]). Extensive simulations have shown that a higher value of  $N$  does not affect our results. The subsatellite point speed is  $V_{tr} = 26600$  km/h and the length of each cell is  $L = 425$  km resulting in a maximum dwell time of a call in a cell equal to 57.5 s. MUs are uniformly distributed in the network of cells and new calls may arrive anywhere within the network. In addition, no distortion in the propagation links is considered.

Simulation results are derived via the Simscrip III simulation language [34] and are mean values of 7 runs. In each run, twenty million calls are generated. Due to stabilization time, we exclude the blocking events of the first 3% of the generated calls. Confidence intervals of the results are found to be very small (less than two orders of magnitude) and are not presented in Figs. 6-10. Each run requires on average 16 and 19 minutes for the 1<sup>st</sup> and the 2<sup>nd</sup> example, respectively, in a computer of Intel(R) Core(TM) i5-2430M CPU @ 2.4



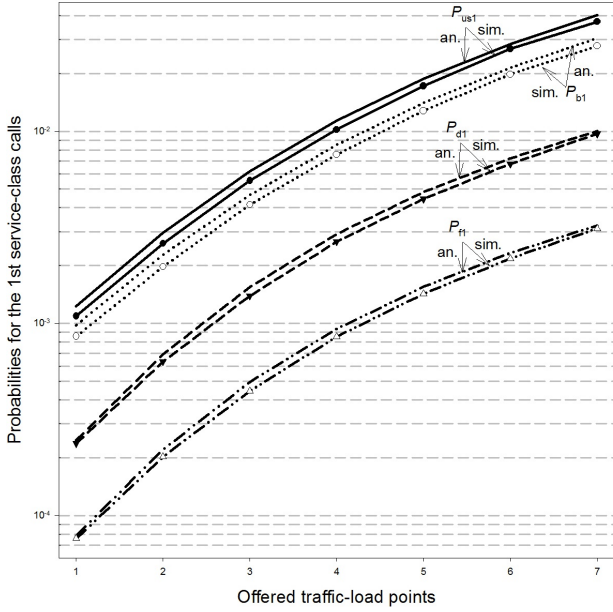


Fig. 6: TCA policy (1<sup>st</sup> set) - 1<sup>st</sup> service-class.

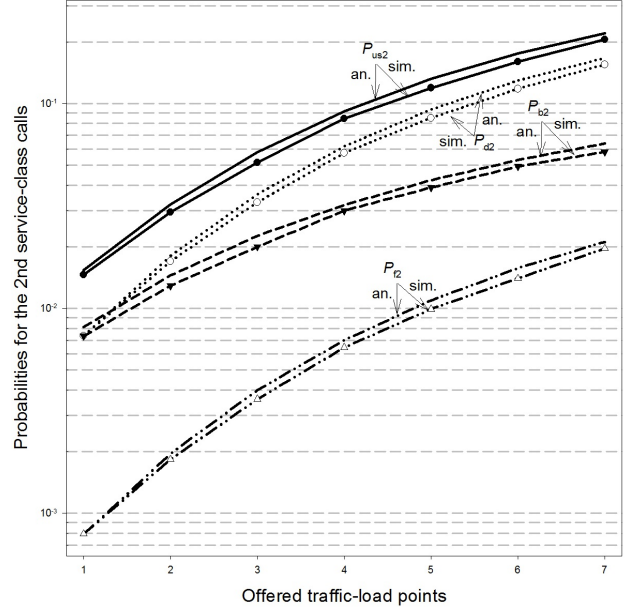


Fig. 7: TCA policy (1<sup>st</sup> set) - 2<sup>nd</sup> service-class.

GHz and 4GB RAM. On the contrary, the analytical results are obtained in less than 1 sec (on average for both examples).

In the first example, each cell has a capacity of  $C = 40$  channels and accommodates Poisson arriving calls of two service-classes which require  $b_1 = 1$  and  $b_2 = 5$  channels, respectively. We further assume that  $T_{d1} = 180$  s,  $T_{d2} = 540$  s, while the offered traffic per cell is  $\alpha_1 = 16$  erl and  $\alpha_2 = 0.4$  erl. In the case of the TCA policy, we consider two sets of thresholds: 1)  $N_1 = 30$ ,  $N_2 = 3$  and 2)  $N_1 = 38$ ,  $N_2 = 3$  calls. In the case of the FCR policy, the FCR parameters for the new calls of each service-class are:  $CR_1 = 4$  and  $CR_2 = 0$  channels, respectively. This selection achieves CBP equalization among new calls of both service-classes, since  $b_1 + CR_1 = b_2$ .

In the x-axis of Figs. 6-10, the traffic loads  $\alpha_1$  and  $\alpha_2$  increase in steps of 1 and 0.1 erl, respectively. So, point 1 represents the offered traffic-load vector  $(\alpha_1, \alpha_2) = (16.0, 0.4)$ , while point 7 refers to the vector  $(\alpha_1, \alpha_2) = (22.0, 1.0)$ .

In Figs. 6-9, we consider the TCA policy. In Figs. 6-7, we consider the 1<sup>st</sup> set of thresholds and present the analytical/simulation results for the various performance measures for each service-class, respectively. In Figs. 8-9, we present the corresponding results for the 2<sup>nd</sup> set of thresholds. According to Figs. 6-9, we deduce that: i) the analytical results obtained by the proposed formulas are close to the simulation results, ii) increasing the offered traffic-load results in the increase of all performance measures and iii) increasing the value of  $N_1$  from 30 to 38 calls, decreases/increases the CBP of the 1<sup>st</sup>/2<sup>nd</sup> service-class calls but increases the handover failure probabilities and the call dropping probabilities of both service-classes. This is intuitively expected since more new calls of the 1<sup>st</sup> service-class are allowed to enter the system.

In Fig. 10, we consider the FCR policy and present the analytical/simulation results for the various performance measures for both service-classes. The term  $P_{b,eq}$  in Fig. 10 refers to the equalized CBP of both service-classes (achieved due

to the selected FCR parameters). According to Fig. 10, we deduce that: i) the accuracy obtained by the proposed formulas compared to simulation is highly satisfactory, ii) increasing the offered traffic-load results in the increase of all performance measures and iii) the FCR policy fails to capture the behavior of the more complex TCA policy. This is because the FCR policy affects the number of channels reserved to benefit calls of a certain service-class while the TCA policy affects the number of calls that can be allowed in the system.

As a general and also final comment on Figs. 6-10, one may at first conclude that the analytical results are always slightly higher than the corresponding simulation results. However, this is only true for the current set of parameters, while it is not possible to provide “rules of thumb” on when analytical results will be above or below the corresponding simulation ones (e.g., Figs. 5a-5b and 7a in [15] show the opposite behavior compared to Figs. 6-10 herein). Approximations such as (10) which is used for the determination of  $\mu_k^{-1}$  or (18) which is proposed for the calculation of  $\delta_k$  can affect (depending on the example) the analytical results compared to simulation.

In the second example, each cell has a capacity of  $C = 100$  channels and accommodates Poisson arriving calls of two service-classes which require  $b_1 = 1$  and  $b_2 = 20$  channels, respectively. We assume that  $T_{d1} = 180$  s,  $T_{d2} = 540$  s, while the offered traffic per cell is  $\alpha_1 = 10$  erl and  $\alpha_2 = 1.0$  erl. We consider the TCA policy and three sets of thresholds: 1)  $N_1 = 70$ ,  $N_2 = 2$ , 2)  $N_1 = 70$ ,  $N_2 = 3$  and 3)  $N_1 = 70$ ,  $N_2 = 4$  calls.

Figure 11 shows the analytical CBP and handover failure probabilities for the 1<sup>st</sup> service-class and the three different sets of thresholds. For presentation purposes we do not show simulation results whose form is similar. According to Fig. 11 and contrary to the first example, the increase of the offered traffic-load does not necessarily lead to an increase of CBP or handover failure probabilities, i.e., we see that oscillations can appear in the TCA policy. To intuitively explain such

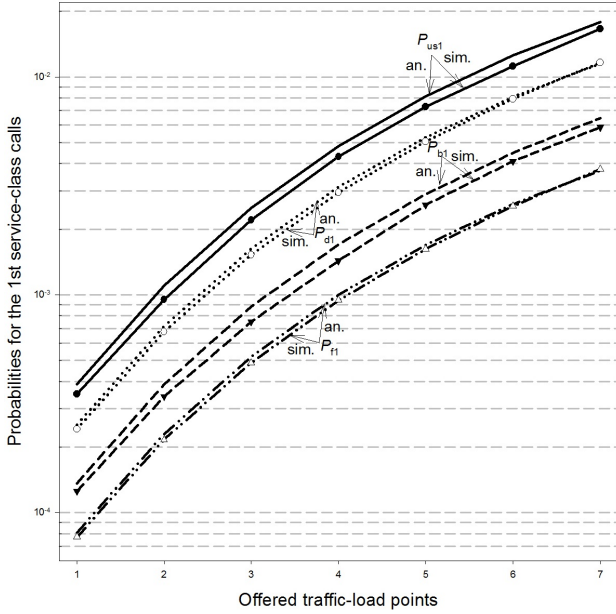


Fig. 8: TCA policy (2<sup>nd</sup> set) - 1<sup>st</sup> service-class.

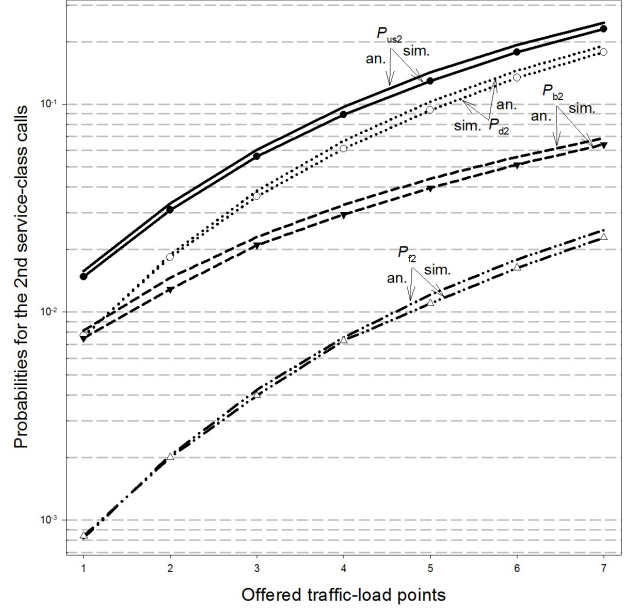


Fig. 9: TCA policy (2<sup>nd</sup> set) - 2<sup>nd</sup> service-class.

oscillations, consider an instant where a new call of the 1<sup>st</sup> service-class arrives in a cell and finds 20 available channels. In that case, the call is accepted and the cell has 19 available channels. If now a new call of the 2<sup>nd</sup> service-class arrives in the cell it will be blocked, leaving the 19 channels for calls (new or handover) of the 1<sup>st</sup> service-class. In such a case, an increase in  $\alpha_1$  will not lead to a CBP or handover failure probabilities increase. As  $\alpha_1$  continues to increase, the corresponding probabilities of the 1<sup>st</sup> service-class calls will increase until another block of 19 channels becomes available to 1<sup>st</sup> service-class calls. Such oscillations have not been studied in [15]–[17] and show that attention is needed when dimensioning a system, especially when calls of a service-class require much more bandwidth than others. Note that oscillations do not appear in the case of the 2<sup>nd</sup> service-class and thus we do not present the corresponding results. Slight oscillations can also appear for the 1<sup>st</sup> service-class calls in the case of the FCR policy but only for small values of the FCR parameters and not when CBP equalization is required.

## VII. CONCLUSION

In this paper, we concentrate on two different channel sharing policies, namely the fixed channel reservation and the threshold call admission policies and provide an analytical framework for the efficient calculation of various performance measures in a LEO mobile satellite system with “satellite-fixed” cells. The proposed analytical formulas have low computational complexity compared to the methodologies already proposed in the literature which are based on solving extremely large systems of linear global balance equations. The latter is a task that cannot be invoked in time efficient network planning and dimensioning procedures. Furthermore, we discuss the applicability of the policies in future LEO SDN/NFV enabled satellite networks.

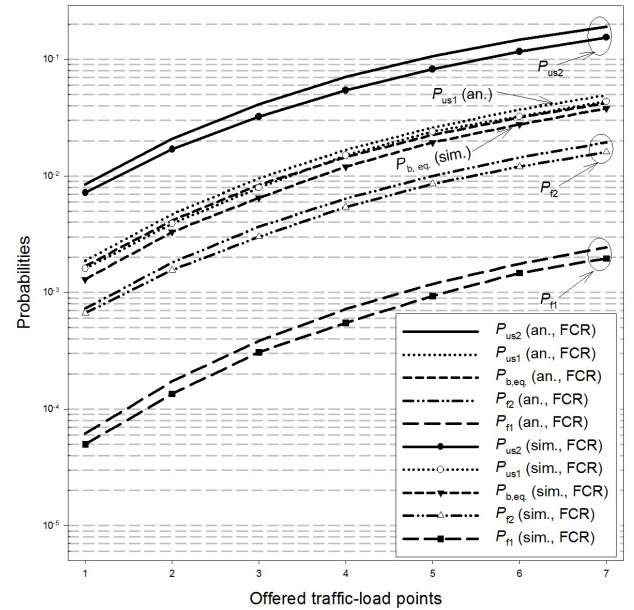


Fig. 10: FCR policy - Both service-classes.

## APPENDIX A

Let  $E_k(n_{hk})$  be the average number of times that a new service-class  $k$  call is successfully handed over during its lifetime in the system and  $P(n_{hk})$  the corresponding probabilities of having  $n_{hk} = 0, 1, 2, \dots$  successful handovers. To determine  $E_k(n_{hk})$  we work as follows:

$$P(n_{hk} = 0) = (1 - P_{h1,k}) + P_{h1,k} P_{fk} \quad (\text{A1})$$

Eq. (A1) refers to the probability of zero successful handovers. This is either because we don't have a handover from the source cell (this happens with probability  $(1 - P_{h1,k})$ ) or because we have a handover with probability  $P_{h1,k}$  but this is blocked with probability  $P_{fk}$ .

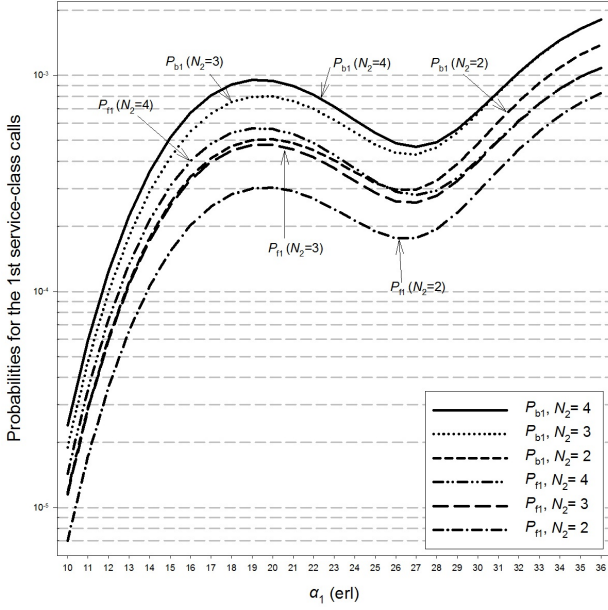


Fig. 11: Oscillations under the TCA policy.

On the same hand:

$$P(n_{hk} = 1) = P_{h1,k}(1 - P_{b_k})(1 - P_{h2,k} + P_{h2,k}P_{f_k}) \quad (A2)$$

Eq. (A2) refers to the probability of one successful handover. This is because the call is not blocked and we have one successful handover from the source cell to the first transit cell, expressed by  $P_{h1,k}(1 - P_{b_k})$  “and either” we don’t have a handover in the next transit cell (expressed by  $1 - P_{h2,k}$ ) “or” we have a handover in the next transit cell but it is blocked with probability  $P_{h2,k}P_{f_k}$ .

Similarly:

$$P(n_{hk} = 2) = P_{h1,k}(1 - P_{b_k})P_{h2,k}(1 - P_{f_k})(1 - P_{h2,k} + P_{h2,k}P_{f_k}) \quad (A3)$$

Eq. (A3) refers to the probability of two successful handovers. This is because the call is not blocked and we have one successful handover from the source cell to the first transit cell with probability  $P_{h1,k}(1 - P_{b_k})$  and a second successful handover from the first to the second transit cell with probability  $P_{h2,k}(1 - P_{f_k})$ . The last term shows that we don’t have a handover in the next transit cell (expressed by  $1 - P_{h2,k}$ ) “or” we have a handover in the next transit cell but it is blocked with probability  $P_{h2,k}P_{f_k}$ .

Similarly, for the case of  $P(n_{hk} = 3)$  we have:

$$P(n_{hk} = 3) = P_{h1,k}(1 - P_{b_k})(P_{h2,k}(1 - P_{f_k}))^2(1 - P_{h2,k} + P_{h2,k}P_{f_k}) \quad (A4)$$

or generally for the case of  $P(n_{hk} = i)$ :

$$P(n_{hk} = i) = P_{h1,k}(1 - P_{b_k})(P_{h2,k}(1 - P_{f_k}))^{i-1}(1 - P_{h2,k} + P_{h2,k}P_{f_k}) \quad (A5)$$

Thus based on (A5) and assuming that  $Z = P_{h1,k}(1 - P_{b_k})(1 - P_{h2,k} + P_{h2,k}P_{f_k})$  and  $x = P_{h2,k}(1 - P_{f_k})$  we have:  $E_k(n_{hk}) = \sum_{i=1}^{\infty} iP(n_{hk} = i) = \sum_{i=1}^{\infty} iP_{h1,k}(1 - P_{b_k})(P_{h2,k}(1 - P_{f_k}))^{i-1}(1 - P_{h2,k} + P_{h2,k}P_{f_k}) = Z \sum_{i=1}^{\infty} i(P_{h2,k}(1 - P_{f_k}))^{i-1} = Z \sum_{i=1}^{\infty} ix^{i-1} = Z \frac{1}{(1-x)^2} \Rightarrow E_k(n_{hk}) = \frac{(1 - P_{b_k})P_{h1,k}}{1 - (1 - P_{f_k})P_{h2,k}}$  which is (19).

## APPENDIX B

By definition:

$$q(j) = \sum_{\mathbf{n} \in \Omega_j} P(\mathbf{n}) \quad (B1)$$

where  $\Omega_j$  is the set of states whereby exactly  $j$  channels are occupied by all in-service calls, i.e.  $\Omega_j = \{\mathbf{n} \in \Omega : \mathbf{n}\mathbf{b} = j\}$ . Since  $j = \mathbf{n}\mathbf{b} = \sum_{k=1}^{2K} n_k b_k$ , (B1) can be written as follows:

$$jq(j) = \sum_{k=1}^{2K} b_k \sum_{\mathbf{n} \in \Omega_j} n_k P(\mathbf{n}). \quad (B2)$$

To determine the  $\sum_{\mathbf{n} \in \Omega_j} n_k P(\mathbf{n})$  in (B2), we assume that LB exists between states  $\mathbf{n}_k^-$ ,  $\mathbf{n}$  and has the following form:

$$\alpha_k(\mathbf{n}_k^-)P(\mathbf{n}_k^-) = n_k P(\mathbf{n}) \quad (B3)$$

where  $\alpha_k(\mathbf{n}_k^-) = \begin{cases} \lambda_k(\mathbf{n}_k^-)/\mu_k, k = 1, \dots, K \\ \lambda_k(\mathbf{n}_{kh}^-)/\mu_k, k = K + 1, \dots, 2K \end{cases}$ .

Summing both sides of (B3) over  $\Omega_j$  we have:

$$\sum_{\mathbf{n} \in \Omega_j} \alpha_k(\mathbf{n}_k^-)P(\mathbf{n}_k^-) = \sum_{\mathbf{n} \in \Omega_j} n_k P(\mathbf{n}). \quad (B4)$$

The left hand side of (B4) can be written as:

$$\sum_{\mathbf{n} \in \Omega_j} \alpha_k(\mathbf{n}_k^-)P(\mathbf{n}_k^-) = \alpha_k(j - b_k)q(j - b_k) \quad (B5)$$

where:

$$\alpha_k(j - b_k) = \begin{cases} \alpha_k, & \text{for } j \leq C - CR_k \\ 0, & \text{otherwise} \end{cases}. \quad (B6)$$

Based on (B4)-(B6), we write (B2) as (25).

## REFERENCES

- [1] Sun, Z.: Satellite Networking - Principles and Protocols, 2nd edition, Wiley, 2014.
- [2] Li, T., Zhou, H., Luo, H., Xu, Q., and Ye, Y.: “Using SDN and NFV to implement satellite communication networks”, Proc. Int. Conf. Networking and Network Applications, Hokkaido, Japan, July 2016.
- [3] Yang, B., Wu, Y., Chu, X., and Song, G.: “Seamless handover in software-defined satellite networking”, IEEE Commun. Letters, vol. 20, issue 9, pp. 1768-1771, Sept. 2016.
- [4] Maral, G., Restrepo, J., Del Re, E., Fantacci, R., and Giambene, G.: “Performance analysis for a guaranteed handover service in an LEO constellation with a ‘satellite-fixed cell’ system”, IEEE Trans. Veh. Technol., vol. 47, no. 4, pp. 1200-1214, Nov. 1998.
- [5] Zhou, J., Ye, X., Pan, Y., Xiao, F., and Sun, L.: “Dynamic channel reservation scheme based on priorities in LEO satellite systems”, J. of Systems Engineering and Electronics, vol. 26, no. 1, pp. 1-9, Feb. 2015.
- [6] Wang, Z. and Mathiopoulos, P. T.: “Analysis and performance evaluation of dynamic channel reservation techniques for LEO mobile satellite systems”, Proc. IEEE VTC Spring, Rhodes, Greece, May 2001.
- [7] Bouchatem, L., Gaiti, D., and Pujolle, G.: “TCRA: A time-based channel reservation scheme for handover requests in LEO satellite systems”, Int. J. Satell. Commun. Networking, vol. 21, issue 3, pp. 227-240, May 2003.
- [8] Wang, X. and Wang, X.: “The research of channel reservation strategy in LEO satellite network”, Proc. 11th IEEE Int. Conf. Dependable, Autonomic and Secure Computing, Chengdu, China, Dec. 2013.
- [9] Papapetrou, E. and Pavlidou, F.-N.: “Analytic study of Doppler-based handover management in LEO satellite systems”, IEEE Trans. Aerospace and Electronics Syst., vol. 51, no. 3, pp. 830-839, July 2005.



- [10] Karapantazis, S. and Pavlidou, F.-N.: "Dynamic time-based handover management in LEO satellite systems", *Electronics Letters*, vol. 43, no. 5, pp. 57-58, March 2007.
- [11] Chen, L., Guo, Q., and Wang, H.: "A handover management scheme based on adaptive probabilistic resource reservation for multimedia LEO satellite networks", *Proc. Int. Conf. Information Engineering*, BeiDai, China, Aug. 2010.
- [12] Liao, M., Liu, Y., Hu, H., and Yuan, D.: "Analysis of maximum traffic intensity under pre-set quality of service requirements in low earth orbit mobile satellite system for fix channel reservation with queueing handover scheme", *IET Commun.*, vol. 9, issue 13, pp. 1575-1582, Aug. 2015.
- [13] Musumpuka, R., Walingo, T., and MacGregor Smith, J.: "Performance analysis of correlated handover service in LEO Mobile Satellite Systems", accepted for publication in *IEEE Commun. Letters*, Aug. 2016.
- [14] Wang, Z., Mathiopoulos, P. T. and Schober, R.: "Performance analysis and improvement methods for channel resource management strategies of LEO-MSS with multiparty traffic", *IEEE Trans. Vehic. Tech.*, vol. 57, no. 6, pp. 3832-3842, Nov. 2008.
- [15] Wang, Z., Mathiopoulos, P. T. and Schober, R.: "Channeling partitioning policies for multi-class traffic in LEO-MSS", *IEEE Trans. Aerospace and Electronic Systems*, vol. 45, no. 4, pp. 1320-1334, Oct. 2009.
- [16] Wang, Z., Makrakis, D., and Mathiopoulos, P. T.: "Optimal channel partitioning and channel utilization for multiclass traffic in a LEO-MSS", *IEEE Trans. Aerospace and Electronic Systems*, vol. 46, no. 4, pp. 2102-2107, Oct. 2010.
- [17] Wang, Z., Makrakis, D., and Mouftah, H.: "Performance analysis of threshold call admission policy for multi-class traffic in Low Earth Orbit Mobile Satellite Systems", *Proc. 2nd Int. Conf. Advances in Satellite and Space Communications*, Athens, Greece, June 2010.
- [18] Moscholios, I., Vassilakis, V., Vardakas, J., and Logothetis, M.: "Call blocking probabilities of elastic and adaptive traffic with retries", *Proc. 8th Adv. Int. Conf. on Telecommun.*, Stuttgart, Germany, May 2012.
- [19] Moscholios, I., Logothetis, M., and Boucouvalas, A.: "Blocking probabilities of elastic and adaptive calls in the Erlang multirate loss model under the threshold policy", *Telecommunication Systems*, vol. 62, issue 1, pp. 245-262, May 2016.
- [20] Stasiak, M.: "Queueing systems for the Internet", *IEICE Trans. Commun.*, vol. E99-B, no. 6, pp. 1234-1242, June 2016.
- [21] Moscholios, I., Vassilakis, V., Logothetis, M., and Boucouvalas, A.: "A probabilistic threshold-based bandwidth sharing policy for wireless multirate loss networks", *IEEE Wireless Commun. Letters*, vol. 5, issue 3, pp. 304-307, June 2016.
- [22] Glabowski, M., Hanczewski, S., and Stasiak, M.: "Modelling load balancing mechanisms in self-optimizing 4G mobile networks with elastic and adaptive traffic", *IEICE Trans. Commun.*, vol. E99-B, no. 8, pp. 1718-1726, Aug. 2016.
- [23] Benslama, M., Kiamouche, W., and Batatia, H.: "Connections management strategies in satellite cellular networks", *John Wiley*, 2015.
- [24] Del Re, E., Fantacci, R., and Giambene, G.: "Performance analysis of dynamic channel allocation technique for satellite mobile cellular networks", *Int. J. Satell. Commun.*, vol. 12, no. 1, pp. 25-32, Jan. 1994.
- [25] Stasiak, M., Glabowski, M., Wisniewski, A., and Zwierzykowski, P.: *Modeling and Dimensioning of Mobile Networks*, Wiley, 2011.
- [26] Kaufman, J.: "Blocking in a shared resource environment", *IEEE Trans. Commun.* vol. 29, no. 10, pp. 1474-1481, Oct. 1981.
- [27] Roberts, J.: "A service system with heterogeneous user requirements", *Performance of Data Communications systems and their applications*, North Holland, Amsterdam, vol. 29, no. 10, pp.423-431, 1981.
- [28] Ferrús, R., Koumaras, H., Sallent, O., Agapiou, G., Rasheed, T., Kourtis, M.-A., Boustie, C., Gélard, P., and Ahmed, T.: "SDN/NFV-enabled satellite communications networks: Opportunities, scenarios and challenges," *Physical Commun.*, vol. 18, pp. 95-112, March 2016.
- [29] EC H2020 VITAL (Virtualized hybrid satellite-Terrestrial systems for resilient and flexible future networks) project, [www.ict-vital.eu/](http://www.ict-vital.eu/).
- [30] Chen, T., Matinmikko, M., Chen, X., Zhou, X., Ahokangas, P.: "Software defined mobile networks: Concept, survey, and research directions," *IEEE Commun. Mag.*, vol. 53, no. 11, pp. 126-133, Nov. 2015.
- [31] ETSI GS NFV-MAN 001 (V1.1.1) "Network Function Virtualisation (NFV); Management and Orchestration," Dec. 2014.
- [32] Del Re, E., Fantacci, R., and Giambene, G.: "An efficient technique for dynamically allocating channels in satellite cellular networks", *Proc. IEEE Globecom*, Singapore, Nov. 1995.
- [33] Wang, Z. and Mathiopoulos, P. T.: "On the performance analysis of dynamic channel allocation with FIFO handover queueing in LEO-MSS", *IEEE Trans. Commun.*, vol. 53, no. 9, pp. 1443-1446, Sept. 2005.
- [34] Simscript III, <http://www.simscrip.com> (accessed: Dec. 2017)



**Ioannis D. Moscholios** was born in Athens, Greece, in 1976. He received the Dipl.-Eng. degree in Electrical & Computer Engineering from the University of Patras, Patras, Greece, in 1999, the M.Sc. degree in Spacecraft Technology & Satellite Communications from the University College London, UK, in 2000 and the Ph.D. degree in Electrical & Computer Engineering from the University of Patras, in 2005. From 2005 to 2009 he was a Research Associate at the Wire Communications Laboratory, Dept. of Electrical & Computer Engineering, University of Patras. His research interests include teletraffic engineering, simulation and performance analysis of communication networks. He has published over 140 papers in international journals/ conferences. He has served as a Guest Editor in: a) *IET Communications*, b) *IET Networks*, c) *Mobile Information Systems* and d) *Image Processing and Communications*. He has also served as an Associate Editor in *IEICE Transactions on Communications* and in the TPC of *IEEE ICC* and *IEEE Globecom*. He is an IARIA Fellow and a member of the Technical Chamber of Greece.



**Vassilios G. Vassilakis** is a lecturer in the Department of Computer Science at the University of York, UK. He received his Ph.D. degree in Electrical & Computer Engineering from the University of Patras, Greece, in 2011. From 2011 to 2013, he was with the Network Convergence Laboratory, University of Essex, where he conducted research on information-centric networking and network security, and contributed to the EC FP7 PURSUIT project. His main research interests are in the areas of 5G wireless and mobile networks, future Internet technologies,

network security, software-defined networks, and Internet of things (IoT). He has served as a Guest Editor in *IEICE Transactions on Communications*, *Elsevier Optical Switching & Networking*, and *IET Networks*, and for the TPC of *IEEE ICC* and *IEEE GLOBECOM*.



**Nikos C. Sagias** was born in Athens, Greece in 1974. He received the BSc degree from the department of Physics of the University of Athens (UoA), Greece in 1998. The MSc and PhD degrees in Telecommunications Engineering were received both from UoA in 2000 and 2005, respectively. Dr. Sagias research interests span the area of digital communications, and more specifically MIMO and cooperative systems, fading channels, mobile and satellite communications, optical wireless systems, and communication theory issues. In his record, he

has over fifty (50) papers in prestigious international journals and more than thirty (30) in the proceedings of world recognized conferences. Moreover, he has been a TPC member for various IEEE conferences (ICC, GLOBECOM, VTC, etc), while during 2009-14 he was an associate editor for the *IEEE TRANSACTIONS ON WIRELESS COMMUNICATIONS*. He is a member of the IEEE Communications Society and a senior member of the IEEE.



**Michael D. Logothetis** received his Dipl.-Eng. degree and Doctorate in Electrical Engineering, both from the University of Patras, Patras, Greece, in 1981 and 1990, respectively. From 1991 to 1992 he was Research Associate in NTT's Telecommunication Networks Laboratories, Tokyo, Japan. Afterwards, he was a Lecturer in the ECE Department of the University of Patras, and in 2009 elected (Full) Professor in the same Department. His research interests include teletraffic theory and engineering, traffic/network control, simulation and performance

optimization of telecommunications networks. He has published over 200 conference/journal papers and has over 770 third-part citations. He has served as TPC member of several international conferences while he has chaired many technical sessions. He has become a Guest Editor in five journals: a) *Mediterranean Journal of Electronics and Communications*, b) *Mediterranean Journal of Computers and Networks*, c) *IET Circuits, Devices & Systems*, d) *IET Networks*, and e) *Ubiquitous Computing and Communication Journal*. He is a member of the IARIA (Fellow), IEEE (Senior), IEICE, FITCE and the Technical Chamber of Greece (TEE).