



UNIVERSITY OF LEEDS

This is a repository copy of *Semantic congruency of auditory warnings*.

White Rose Research Online URL for this paper:
<http://eprints.whiterose.ac.uk/105180/>

Version: Supplemental Material

Article:

Isherwood, SJ orcid.org/0000-0002-8022-3110 and McKeown, JD (2017) Semantic congruency of auditory warnings. *Ergonomics*, 60 (7). pp. 1014-1023. ISSN 0014-0139

<https://doi.org/10.1080/00140139.2016.1237677>

© 2016 Informa UK Limited, trading as Taylor & Francis group. This is an Accepted Manuscript of an article published by Taylor & Francis in *Ergonomics* on 21st September 2016, available online: <http://www.tandfonline.com/10.1080/00140139.2016.1237677>.

Reuse

Unless indicated otherwise, fulltext items are protected by copyright with all rights reserved. The copyright exception in section 29 of the Copyright, Designs and Patents Act 1988 allows the making of a single copy solely for the purpose of non-commercial research or private study within the limits of fair dealing. The publisher or other rights-holder may allow further reproduction and re-use of this version - refer to the White Rose Research Online record for this item. Where records identify the publisher as the copyright holder, users can verify any specific terms of use on the publisher's website.

Takedown

If you consider content in White Rose Research Online to be in breach of UK law, please notify us by emailing eprints@whiterose.ac.uk including the URL of the record and the reason for the withdrawal request.



eprints@whiterose.ac.uk
<https://eprints.whiterose.ac.uk/>

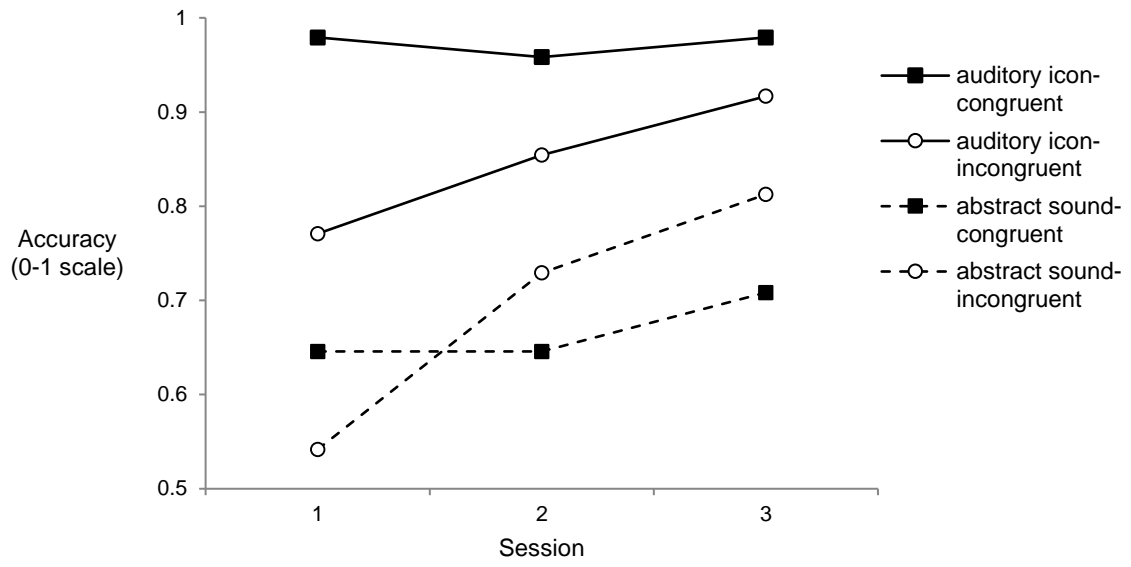


Figure 1. Recall session congruency and accuracy of response over time for auditory icons and abstract alarm sounds

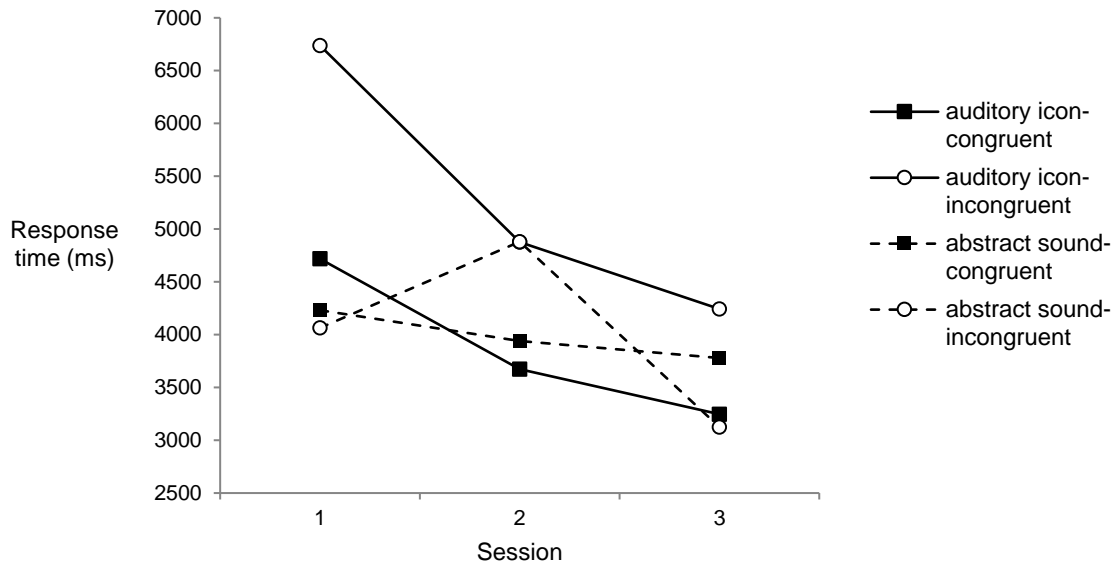


Figure 2. Recall session congruency and speed of response over time for auditory icons and abstract alarm sounds

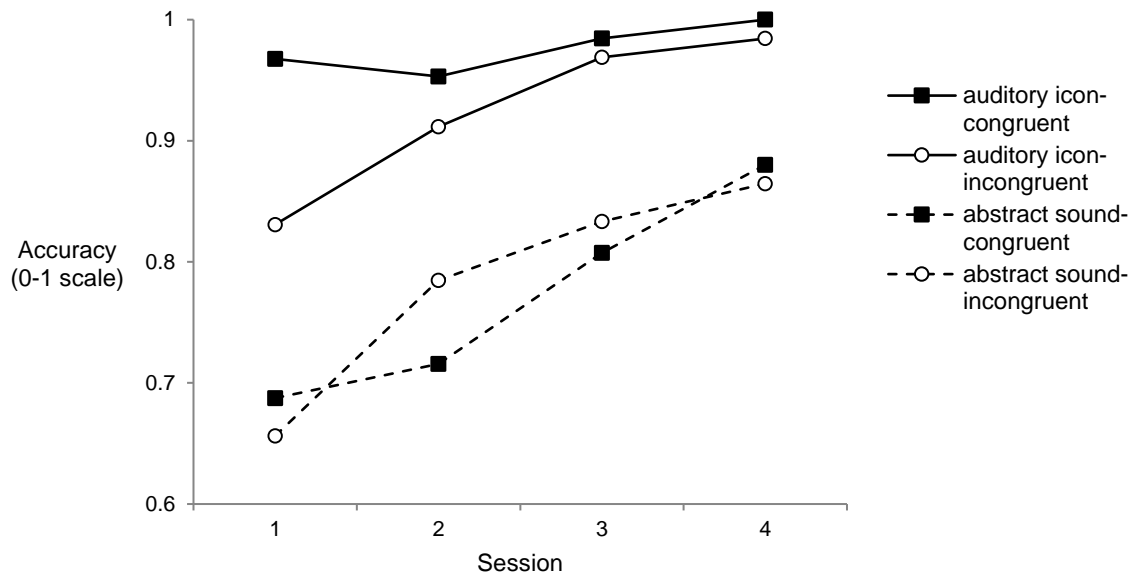


Figure 3. Experimental session accuracy of response for alarm type and congruency over time

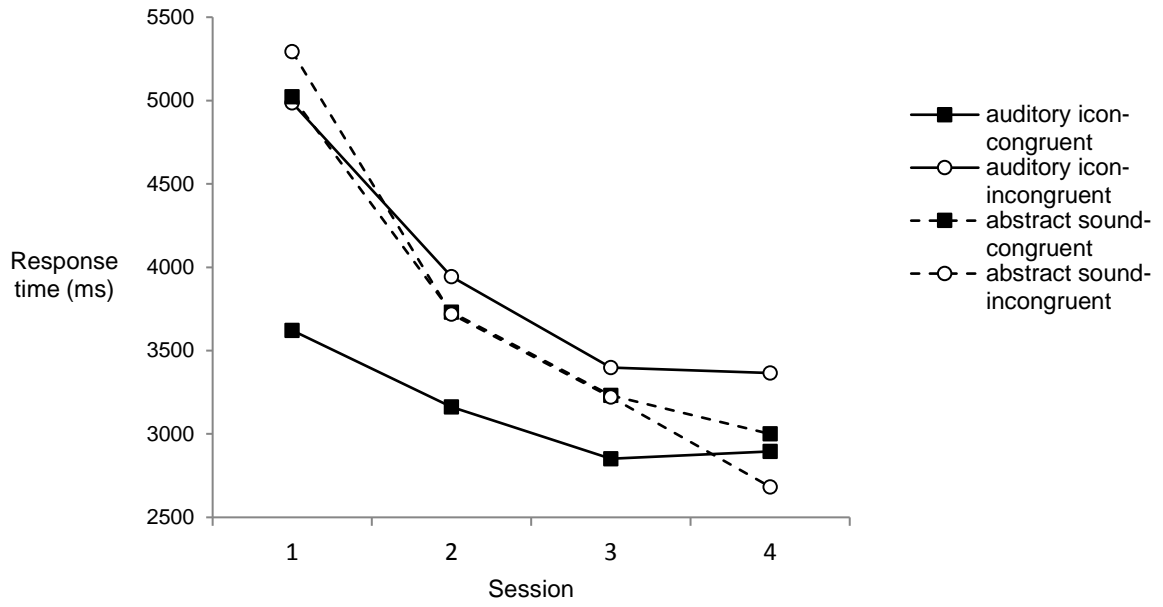


Figure 4. Experimental session response times for alarm type and congruency over time

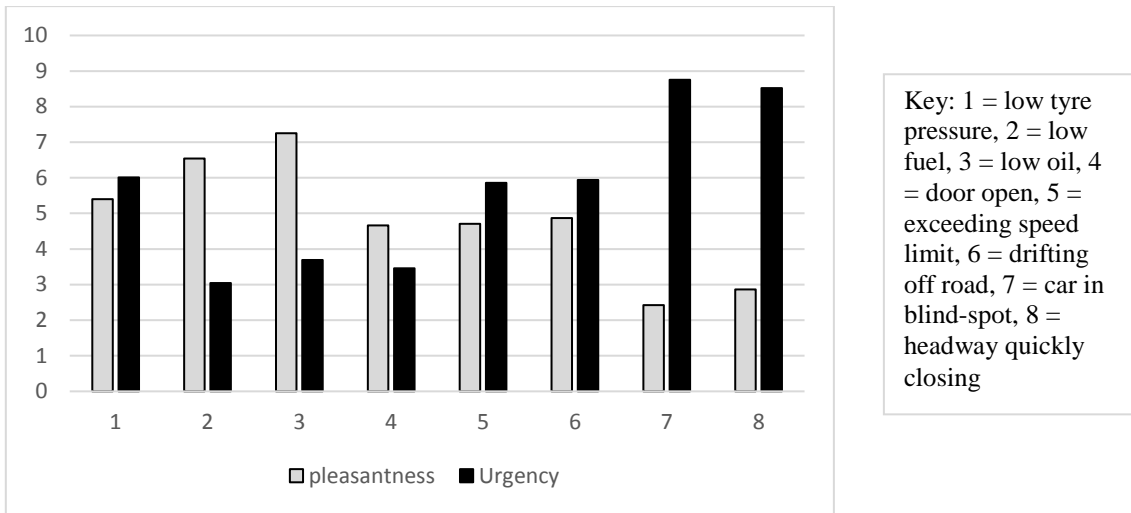


Figure 5. Auditory icon pleasantness and urgency ratings

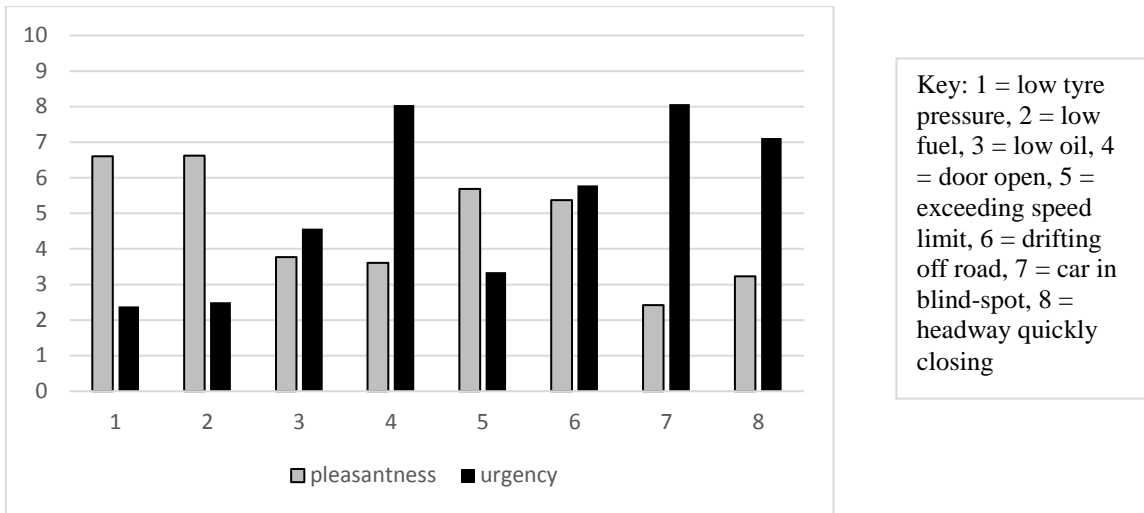


Figure 6. Abstract sound pleasantness and urgency ratings