

This is a repository copy of *Predicting suicide following self-harm : A systematic review of risk factors and risk scales*.

White Rose Research Online URL for this paper:

<https://eprints.whiterose.ac.uk/102798/>

Version: Accepted Version

Article:

Chan, Melissa, Bhatti, Henna, Meader, Nicholas orcid.org/0000-0001-9332-6605 et al. (5 more authors) (2016) Predicting suicide following self-harm : A systematic review of risk factors and risk scales. *The British journal of psychiatry : the journal of mental science*. pp. 277-283. ISSN 1472-1465

<https://doi.org/10.1192/bjp.bp.115.170050>

Reuse

Items deposited in White Rose Research Online are protected by copyright, with all rights reserved unless indicated otherwise. They may be downloaded and/or printed for private study, or other acts as permitted by national copyright laws. The publisher or other rights holders may allow further reproduction and re-use of the full text version. This is indicated by the licence information on the White Rose Research Online record for the item.

Takedown

If you consider content in White Rose Research Online to be in breach of UK law, please notify us by emailing eprints@whiterose.ac.uk including the URL of the record and the reason for the withdrawal request.

Title page for manuscript

Predicting suicide following self-harm: A systematic review of risk factors and risk scales

Author	Preferred degree	Affiliation	Author's contribution
Chan, Melissa K.Y. *Corresponding author	MSc	University of Hong Kong Centre for Suicide Research and Prevention, 5 Sassoon Road, Pok Fu Lam, Hong Kong	Data extraction, analysis, preparing study characteristics, results table, drafted the manuscript
Bhatti, Henna	MSc	Centre for Addiction and Mental Health 1001 Queen Street West Toronto, Ontario M6J 1H4, Canada	Data extraction, preparing study characteristics table
Meador, Dr Nick	PhD	University of York Centre for Reviews and Dissemination, The University of York, York UK, YO10 5DD	Analysis, helped to interpret the analyses and write the report
Stockton, Sarah	BA(Hons)	National Collaborating Centre for Mental Health Royal College of Psychiatrists' Research and Training Unit, London, UK, E1 8AA	Conducted systematic searches
Evans, Dr Jonathan	MRCPsych	University of Bristol Centre for Academic Mental Health School of Social & Community Medicine University of Bristol Oakfield House Oakfield Grove Clifton Bristol BS8 2BN	Helped to interpret the analyses and write the report
O'Connor, Prof. Rory C	PhD	University of Glasgow Institute of Health and Wellbeing, University of Glasgow, Glasgow, Scotland, G12 0XH	Helped to interpret the analyses and write the report
Kapur, Prof. Nav	FRCPsych	University of Manchester National Confidential Inquiry into Suicide and Homicide by People with Mental Illness, Centre for Suicide Prevention,	Helped to interpret the analyses and write the report

		Centre for Mental Health and Safety, Manchester Academic Health Sciences Centre, University of Manchester, Manchester M13 9PL, UK Manchester Mental Health and Social Care Trust	
Kendall, Prof. Tim	FRCPsych	Director, National Collaborating Centre for Mental Health Royal College of Psychiatrists' Research and Training Unit, London, UK, E1 8AA	Helped to interpret the analyses and write the report

Conflict of interest statements: NK and TK were chair and facilitator, respectively, of NICE clinical guideline 133 on self-harm (longer term management). The other authors were members of the guideline development group. NK sits on the Department of Health's (England) National Suicide Prevention Strategy Advisory Group. Some authors were also co-authors on primary studies included in the review.

Role of funding source: This study was funded in part by NICE during the development of the NICE guideline for self-harm: longer term management

Ethics committee approval: Not applicable

PRISMA statement: Please refer to online appendix.

Predicting suicide following self-harm: A systematic review of risk factors and risk scales

Chan, M.K.Y., Bhatti, H., Meader, N., Stockton, S., Evans, J., O'Connor, R.C., Kapur, N., & Kendall, T.

Abstract

Background: Suicide and self-harm are major public health problems. People with a history of self-harm are at a far greater risk of suicide than the general population. However, the relationship between self-harm and suicide is complex. We have undertaken the first systematic review and meta-analysis of prospective studies of risk factors and risk assessment scales to predict suicide following self-harm, undertaken as part of the development of the National Institute for Health and Care Excellence (NICE) guideline.

Methods: For this systematic review, Embase, MEDLINE, PsycINFO and CINAHL were searched for English-language prospective cohort studies of populations who had self-harmed. For the review of risk scales we also included studies examining the risk of suicide in people under specialist mental health care, in order to broaden the scope of the review and increase the number of studies considered. Differences in predictive accuracy between populations were examined where applicable.

Results: Twelve studies on risk factors and 7 studies on risk scales were included. Four risk factors emerged from the meta-analysis, with robust effect sizes that showed little change when adjusted for important potential confounders. These included: previous episodes of self-harm (HR 1.68, 95% CI 1.38 to 2.05, K=4), suicidal intent (HR 2.7, 95% CI 1.91 to 3.81, K=3), physical health problems (HR 1.99, 95% CI 1.16-3.43, K=3) and male gender (HR 2.05, 95% CI 1.70 to 2.46, K=5). The included studies evaluated only 3 risk scales (Beck Hopelessness Scale [BHS], Suicide Intent Scale [SIS] and Scale for Suicide Ideation [SSI]). Where meta-analyses were possible (BHS, SIS), the analysis was based on sparse data and a high heterogeneity was observed. The positive predictive values ranged from 1.3% to 16.7%.

Interpretation: Four factors indicated an increased risk of suicide following self-harm. Although of interest, these are unlikely to be of much practical use because they are comparatively common in clinical populations. No scales have sufficient evidence to support their use in predicting suicide. The use of these scales, or an over-reliance on the identification of risk factors in clinical practice, may provide false reassurance and are, therefore, potentially dangerous. Comprehensive psychosocial assessments of the risks and needs that are specific to the individual should be central to the management of people who have self-harmed.

Introduction

Suicide and self-harm are major public health concerns, both in the United Kingdom (UK) and internationally (1-4). Self-harm is one of the most common reasons for hospital admission, and accounts for over 200,000 hospital attendances every year in England and Wales (5). People who have self-harmed are at much greater risk of future episodes of self-harm and suicide than the general population (6). It has been estimated that 1 in 6 people will repeat self-harm in the year after a hospital attendance (7). The risk of suicide is elevated by between 30- and 100-fold in the year following self-harm (6, 8), and the risk persists: 1 in 15 people die by suicide within 9 years of the index episode (7). It has been suggested that

multiple repeat episodes of self-harm are associated with an even greater suicide risk (9). A key priority for health service providers as well as national governments, therefore, is to better identify those individuals who are at high risk of suicide (10). Investigating the utility of risk factors and risk scales in the prediction of suicide is central to this endeavour.

Much of our understanding of the risk factors for repeated self-harm and suicide is derived from individual studies of variable quality and size. Moreover, reviews of the literature to date have been either largely narrative, retrospective in nature (11), or look at non-fatal outcomes (12). This raises concerns because prospective cohort studies are more appropriate than retrospective studies for identifying risk factors, and are less prone to bias (13). A refinement of a simple 'risk factor' approach to assessment is to incorporate individual factors into composite risk scales. These scales are specifically designed to quantify the risk of later suicide and are commonly used in clinical practice, leading clinicians to classify people as being low, medium or high risk. A wide variety of risk assessment scales are currently used in different health settings. For example, a recent study in 32 English hospitals found that risk assessment scales were in widespread use, with many services using locally-developed instruments (14). The utility of scales has seldom been investigated in a systematic manner. A recent paper (15) reviewed a number of risk scales, but the researchers did not perform a meta-analysis due to the studies' heterogeneity; they only considered a restricted number of scales used in an emergency department and did not focus on suicide as an outcome.

Drawing on the international research literature, this is the first systematic review and meta-analysis of (i) prospective studies examining the factors associated with suicide following self-harm and (ii) risk assessment scales predicting suicide in people who have self-harmed or were under specialist mental health care. We were keen to examine individual risk factors as well as combinations of risk factors (in the form of scales) in this paper. Both contribute to clinical assessments of risk in health service settings. The current analyses were initially undertaken as part of the development of the guideline on the longer-term management of self-harm for NICE.

Methods

Types of studies and search method

A search was conducted in Embase, MEDLINE, PsycINFO and CINAHL, from their inception up to February 2014, for English-language prospective cohort studies for inclusion in the review of risk factors and risk scales. The use of prospective studies provides some reassurance that the factors identified here are those most robustly linked to later suicide.

The searches formed part of a wider search that was undertaken for the NICE guideline on the longer-term management of self-harm (<http://www.nice.org.uk/CG133>) and included research articles published up to February 2014. Additional articles were identified through discussion with the NICE Guideline Development Group and from reference lists of relevant studies, including grey literature. We also consulted experts in the field during the consultation period of the guideline by emailing them with a list of papers that had already been identified and asking for any additional studies that had been omitted. Citations from the searches were downloaded to the Reference Manager software tool and duplicates were removed. Records were then screened against the eligibility criteria of the review before being appraised. Full details of the search strategies used for MEDLINE are provided in Table 7 of the online appendix.

Inclusion criteria: Population

Risk factors

We included studies of people who presented to hospital following self-harm. Consistent with current research and clinical practice in the UK (NICE clinical guideline 133), we included all types of self-harm irrespective of motive.

Risk scales

For the risk scales review, we also included studies examining the risk of suicide in people under specialist mental health care. This was to broaden the scope of the review and increase the number of studies considered. Differences in scale performance between populations were examined where applicable.

Inclusion criteria: Outcomes

Risk factors

Studies that reported an effect estimate (adjusted or unadjusted odds ratios, risk ratios, or hazard ratios with their 95% confidence interval) for the association between the examined risk factor and suicide following self-harm were included for meta-analysis.

First, one of the authors (MC) listed all of the risk factors and the reported effect estimates from each study in a table. Then, MC grouped the risk factors with the reported hazard ratios from different studies. For example, 3 studies reported the adjusted hazard ratio for the risk factor “history of previous self-harm” in relation to suicide following self-harm, and these were grouped together then meta-analysed.

Risk scales

Risk assessment scales required previous validation by at least 1 study to be included in the review. The psychometric properties of the scales that were examined included sensitivity, specificity, positive predictive value (PPV) and negative predictive value (NPV), using pre-defined cut-off scores. For further details on the calculation of PPV and NPV, see Altman’s study (16).

The main outcome was suicide. For studies that did not report PPV or NPV, these were calculated and authors HB and NM cross-checked each other’s calculations.

Assessment of bias in included studies

The risk factor review adopted the NICE methodology assessment checklist for cohort studies (17). It consisted of 6 questions covering the representativeness of the sample, the effect of loss to follow-up, the measurement of prognostic factors and outcomes, the use of confounders and the appropriateness of the statistical analysis for the design of the study.

The quality assessment for the risk scales studies was conducted using the NICE methodology checklist: the Quality Assessment of Diagnostic Accuracy Studies (QUADAS) tool for diagnostic test accuracy (17). The checklist covered the clarity of the selection criteria, the appropriateness of the reference standard in identifying the target condition, the clarity of the execution of the index test and reference standard to allow replication, and an explanation of the dropout.

There were insufficient studies in the meta-analysis to assess publication bias through standard techniques such as Egger’s test (18). In addition, there are currently no widely-

accepted techniques for assessing the risk of publication bias in diagnostic accuracy/screening studies (19); therefore, we did not use any of these techniques.

Two reviewers (MC, HB) assessed the quality of each paper. The assessment of study quality was rated by 1 reviewer (HB) and checked by another (MC). The second reviewer (MC) checked individual items on the score sheets. For any disagreements that could not be resolved through inter-reviewer discussion, the issues were brought before the full Guideline Development Group (15 members, including experienced psychiatrists, psychologists, academic researchers, practitioners in the field of social care and service user representatives). Discrepancies were discussed until consensus was reached in the group.

Statistical analysis

Data were extracted and entered into a spreadsheet independently by 2 reviewers (MC, HB) who then checked each other's data extraction and entry. Despite the limited number of studies, meta-analysis was conducted for both reviews because suicide is a rare outcome and meta-analyses may help to highlight the limitations of primary data more clearly (20). 'K' represented the number of populations studied, and there was no duplication of samples in the meta-analyses. Risk factors robustly reported across multiple distinct samples may have greater validity than those reported in fewer samples. For the risk factor review, the natural log of the hazard ratios and the standard errors from the upper and lower confidence intervals reported for each risk factor were calculated. The natural logs of the ratios and their standard errors were entered into Review Manager 5 software according to the grouping of risk factors. A generic inverse variance method was used to calculate the pooled effect estimates of the hazard ratios. The random-effects model was used to ensure relative conservative results. The I^2 statistic was used to quantify heterogeneity in terms of the proportion of total variation of the pooled effect (21).

For the review of risk scales, data were required from a minimum of 4 separate samples to conduct bivariate meta-analysis – a limitation imposed by the software that was used. This reflects difficulties in model convergence that are commonly experienced when a smaller number of studies are included in a complex meta-analytic model. The 'metandi' command for Stata 12 was used to obtain pooled estimates of sensitivity and specificity. Review Manager 5 was also used for producing forest plots. Heterogeneity was assessed by visual examination of the forest plots and the 95% prediction regions of the hierarchical summary receiver operator characteristic (ROC) curve plots (22).

Results

In total, 18,590 records were identified from the electronic search. Of these, 18,364 citations were excluded because they were not relevant, and 226 full-text articles were included in the review.

There were 12 prospective cohort studies included in the meta-analysis for risk factors associated with suicide following self-harm. For the full-text articles, studies were excluded if they were retrospective in their design, if the outcomes were not repeated self-harm or not extractable, and if the population did not meet our criteria (23, 24). More details can be found in Figure 5a of the online appendix. All participants had experienced at least 1 episode of self-harm and all were recruited in the hospital setting. They were followed up for variable time periods, with suicide most commonly determined from national registers.

Seven prospective cohort studies were included in the review of risk scales. Studies were excluded when relevant data were unavailable or the reference standard did not meet the criteria. For example, studies that reported the development of a new measure (25) or did not provide useable data on the prediction of suicide (26) (27) were excluded. More details can be found in Figure 5b of the online appendix. Participants who had self-harmed or were under mental health care had all been administered with a risk assessment scale. They had then been followed up, during which time the number of deaths by suicide was determined in order to provide data for the predictive validity of the scales used.

A risk of bias assessment was conducted for the review of risk factors and risk scales. The 2 reviewers followed the guideline methodology for assessment, and they reached consensus in their ratings (please see the methods section above for details). A majority of studies (89.5%) met the criteria and overall they were of acceptable quality, with the exception that the majority of studies (95%) were unclear about the reasons for loss to follow-up.

For a full list of included studies and their characteristics, see Table 1 and Table 2.

Risk factors

Several factors had robust evidence (the adjusted hazard ratio was statistically significant with low heterogeneity) to support their association with suicide following an index episode of self-harm. They included previous episodes of self-harm, suicidal intent, physical health problems and male gender. These factors emerged from the meta-analysis with robust effect sizes that changed little when adjusted for important confounders, and they appeared to be independent of each other.

There was insufficient evidence for other factors included in the meta-analysis to identify or discount an association with the risk of suicide following self-harm. For instance, alcohol misuse was of marginal significance with moderate heterogeneity; however, definitions varied between studies, making interpretation difficult. Psychiatric history and unemployment were also of marginal significance after pooling the effects.

Strong evidence for an association with suicide following self-harm

Previous episodes of self-harm

People with a history of self-harm prior to an index episode were at higher risk of completing suicide compared with those who did not have such a history (adjusted hazard ratio 1.68, 95% CI 1.38 to 2.05, K=4 studies, all were adjusted for confounders and non-significant heterogeneity was observed, $I^2=19\%$).

Suicidal intent

People with suicidal intent were more likely to complete suicide following their index episode of self-harm (adjusted hazard ratio of 2.70, 95% CI 1.91 to 3.81, K=3). The 3 studies had slightly different definitions of 'suicidal intent', although no heterogeneity was observed in our analysis. Aside from a binary classification of 'yes' or 'no' (40), 1 study used 'avoided discovery at the time of self-harm' (8) and another used 'suicidal motive' (43).

Gender

Compared with females, males were at higher risk of completing suicide following an episode of self-harm. Data were pooled to report an adjusted hazard ratio of 2.05, (95% CI 1.70 to 2.46, K=5). No heterogeneity was observed.

Poor physical health

People with poor physical health/chronic illness were at higher risk of suicide following self-harm. The adjusted hazard ratio for the association between poor physical health and completed suicide was statistically significant (adjusted hazard ratio 1.99, 95% CI 1.16 to 3.43, $K=3$, $I^2=29\%$).

Marginal evidence for an association with suicide following self-harm**History of psychiatric contact**

People with a history of contact with psychiatric services were found to be at a slightly higher risk of suicide following self-harm than those without such a history. An adjusted hazard ratio of 1.27, 95% CI 0.94 to 1.73 ($K=4$, $I^2=55\%$) was found (see Table 3 for the unadjusted hazard ratio). The heterogeneity might be explained by the inconsistency in the definition of psychiatric contact.

Alcohol misuse

The association between alcohol misuse and completed suicide following self-harm was found to be marginally significant. The adjusted hazard ratio was reported as 1.63, 95% CI 1.00 to 2.65, $K=3$. However, high heterogeneity¹ was observed ($I^2=53\%$). Unadjusted data from 2 studies were also pooled, yet resulted in considerable heterogeneity ($I^2=64\%$) (see Table 3). Participants in the studies had a psychiatric diagnosis of alcohol misuse, but it was unclear whether alcohol was consumed shortly before they died by suicide.

Economic status

The pooled and adjusted hazard ratio for this association was not statistically significant. (adjusted hazard ratio 1.08, 95% CI 0.65 to 1.8, $K=3$) and high heterogeneity was observed ($I^2=71\%$). The wide confidence interval suggested no clear evidence of an association in the context of high heterogeneity.

For the list of adjusted confounding factors, please refer to Table 6 in the online appendix.

Risk scales

Three scales were included in this review: the Beck Hopelessness Scale (BHS), the Suicide Intent Scale (SIS) and the Scale for Suicide Ideation (SSI). A brief description of what these tools were designed to measure/assess are listed in Table 5 in the online appendix. Table 4 shows the results of the predictive validity of the scales reviewed.

¹ Heterogeneity over 50% ($I^2 > 50\%$) was regarded as high.

Scales that predict suicide in clinical populations

Of the 3 included scales, meta-analysis was conducted for studies that used the BHS and SIS, while the SSI did not have enough data points.

The analysis of the BHS for predicting suicide in high-risk groups comprised 4 studies: 2 with patients receiving mental health care (60 and 180 months' follow-up) (28) (29) and 2 with people who had self-harmed (4 and 144 months' follow-up) (30) (31) with a total sample size of 4,302. When meta-analysed, the results showed moderate sensitivity (0.80; 95% CI 0.64 to 0.90) and low specificity (0.46; 95% CI 0.41 to 0.51). There was moderate to high heterogeneity for both sensitivity and specificity (see Figure 1 for the summary ROC plot and Figure 2 for forest plots). Although comparisons are limited by the small number of studies in the meta-analysis, the BHS appeared to be more sensitive for patients receiving mental health care than for people who had self-harmed, but in both groups it was similar in terms of specificity.

The highest sensitivity (100%) reported in any study was for the SIS (54 to 120 months' follow up) (32). However, the sensitivity of the SIS was much lower in other studies that investigated this instrument. The meta-analysis of the SIS as a whole found relatively low sensitivity (0.73; 95% CI 0.58 to 0.84) and specificity (0.64; 95% CI 0.50 to 0.76) based on 4 populations from 3 studies and 3,124 participants (see Figure 3 and Figure 4).

Discussion

Main findings

This is the first meta-analysis of prospective studies investigating risk factors associated with suicide following an episode of self-harm. There is robust pooled evidence from 12 studies to show that 4 factors (previous episodes of self-harm, suicidal intent, poor physical health and male gender) are associated with a higher risk of dying by suicide following the index episode. In these studies, at least 32% of people had a prior history of self-harm before the index episode.

This is also the first systematic review and meta-analysis of a range of risk scales investigating their potential to improve the prediction of suicide in high-risk groups. However, despite using broad inclusion criteria, only 7 studies providing data on 3 scales (BHS, SSI, SIS) met the criteria for our review. Of these 3 scales, it was only possible to conduct meta-analysis on 2 (BHS, SIS). From this review, there is no robust evidence to support the use of one risk scale over another, and because all the scales reviewed had a low PPV with significant numbers of false positives these scales should not be used in clinical practice alone to assess the future risk of suicide. Taken together, our findings cast doubt on the current approach to 'risk assessment' in which risk tools and scales have become the norm.

Methodological issues

Although this review employed a systematic approach, the overlap of risk factors and the fact that very few studies adjust for the same confounders limits our confidence in the meta-analysis. In addition, comprehensive data on the factors associated with suicide following self-harm are not always available. Clearly, these problems limit the interpretation of our findings and leave some uncertainty about which factors should be regarded as the most

important markers of risk. Moreover, studies measure risk factors in different ways, which may contribute to the heterogeneity and/or uncertainty of some of the results.

With regard to the risk scales review, a paucity of studies meant that there were limited options for conducting a meta-analysis. In addition, where meta-analyses were possible they were based on sparse data and high heterogeneity. Therefore only limited conclusions can be drawn. An important drawback is that there were low PPVs (between 1.3% and 16.7%) found for all scales. It could be argued that the low PPV is simply a reflection of the low incidence of fatal outcomes. This suggests that such scales are identifying many false positives, thereby limiting their utility. However, these studies had very long follow-up periods (up to 15 years), which would increase the incidence of such outcomes. In the shorter term, it is thought that the PPV of these scales will be even lower. For example, Nimeus and colleagues (1997) used the shortest follow-up period (4 months) compared with the other studies and found a PPV of 8%. Nevertheless, the clinical implications drawn from studies using long follow-up periods may be of limited use because clinicians' primary concern is to predict suicide in the immediate period following an act of self-harm, rather than in the subsequent months or years. It is also important to recognise that different studies used different risk scales, and some used different cut-off scores for the same risk scales (BHS and SIS). This is probably because reported cut-off scores were determined post-hoc based on optimal performance derived from the ROC curve. Such approaches are likely to overestimate the screening accuracy of the test, which further raises concerns regarding the performance of all risk scales.

Taking these limitations into account, we can conclude that there is insufficient evidence to support the use of risk scales and tools in clinical practice. Nevertheless, given the complexity in this area, the utility of novel risk factors, groups of risk factors and interactions between risk factors in assessment might be helpfully explored in future studies.

Clinical implications

Self-harm is a major health problem in many countries. People who self-harm have poorer physical health and a lower life expectancy than the general population (33). What do the results of our review tell us about how we should manage self-harm? Clearly, some factors indicate an increased risk of suicide in this population. We found the strongest evidence for long-recognised risk factors – previous episodes of self-harm, suicidal intent, poor physical health and male gender. The major advantage of our study over previous work was the ability to specifically investigate predictors of suicide risk following self-harm, and to pool findings across studies to produce robust estimates of the magnitude of any increased risk. However, when assessing people following an act of self-harm, being able to identify these associated factors is still unlikely to help us to predict the risk of later suicide (34), because these characteristics are common in clinical populations.

All of the scales and tools reviewed here had poor predictive value. The use of these scales or an over-reliance on the identification of risk factors in clinical practice, is, in our view, potentially dangerous and may provide false reassurance for clinicians and managers. The idea of risk assessment as risk prediction is a fallacy and should be recognised as such. We are simply unable to say with any certainty who will and will not go on to have poor outcomes. People who self-harm often have complex and difficult life circumstances, and clearly need to be assessed – but we need to move away from assessment models that prioritise risks at the expense of needs.

An alternative approach to the assessment of people who have self-harmed might be to characterise the prior act of self-harm, determine the specific factors that precipitated that

episode for that individual and identify those personal factors that could increase the likelihood of later suicide. This may include recognition of the more robust factors identified by this review, including male gender, suicidal intent, having poor physical health and having self-harmed before. It would also include other factors not necessarily common to other people who have self-harmed. To do this would involve: first, understanding the meaning of the act of self-harm for that individual, taking into account their current relationships, context and past experiences; and, second, understanding how the act of self-harm, the person's intent and their affective state interrelate. No doubt, many of the factors identified in the previous or current reviews will be relevant at assessment. But many will not be. Importantly, there is some evidence that thorough assessments after self-harm may on their own improve outcomes (35, 36). The opportunity for service users to discuss their concerns and formulate action plans may drive the improvements, or it may be that thorough assessments facilitate access to aftercare.

In our collective quest to reduce the risk of suicide following self-harm by building highly structured assessment tools from risk factors, rather than encouraging a real engagement with the individual, we may well be putting our own professional anxieties above the needs of service users and, paradoxically, increasing the risks of suicide following self-harm.

Acknowledgement

The authors would like to acknowledge and thank all members of the Guideline Development Group for the NICE Self-harm (longer term management) Guidelines. We would also like to acknowledge the help of Dr Clare Taylor and Ms Nuala Ernest for their help with editing the final version of the manuscript.

References

1. ONS. Office for National Statistics. 2012.
2. Sullivan EM, Anest JK, Luo F, Simon T, Dahlberg L. Suicide Among Adults Aged 35–64 Years — United States, 1999–2010. *Morbidity and mortality weekly report* 2013;62(17):321-5.
3. ABS S. Australia Bureau of Statistics: Suicide in Australia. 2012.
4. Home Office. Homicides, Firearm Offences and Intimate Violence, Home Office. In: Office H, editor. 2012.
5. Hawton K, Bergen H, Casey D, Simkin S, Palmer B, Cooper J, et al. Self-harm in England: a tale of three cities. *Social psychiatry and psychiatric epidemiology*. 2007;42(7):513-21.
6. Hawton K, Zahl D, Weatherall R. Suicide following deliberate self-harm: long-term follow-up of patients who presented to a general hospital. *The British Journal of Psychiatry*. 2003;182(6):537-42.
7. Owens D, Horrocks J, House A. Fatal and non-fatal repetition of self-harm Systematic review. *The British Journal of Psychiatry*. 2002;181(3):193-9.
8. Cooper J, Kapur N, Webb R, Lawlor M, Guthrie E, Mackway-Jones K, et al. Suicide after deliberate self-harm: a 4-year cohort study. *American Journal of Psychiatry*. 2005;162(2):297-303.
9. Zahl DL, Hawton K. Repetition of deliberate self-harm and subsequent suicide risk: long-term follow-up study of 11 583 patients. *The British Journal of Psychiatry*. 2004;185(1):70-5.
10. Mandate T. NHS Mandate. In: Health Do, editor. 2012.
11. Fliege H, Lee J-R, Grimm A, Klapp BF. Risk factors and correlates of deliberate self-harm behavior: A systematic review. *Journal of psychosomatic research*. 2009;66(6):477-93.
12. Larkin C, Di Blasi Z, Arensman E. Risk Factors for Repetition of Self-Harm: A Systematic Review of Prospective Hospital-Based Studies. *PloS one*. 2014;9(1):e84282.
13. Mann C. Observational research methods. *Research design II: cohort, cross sectional, and case-control studies*. *Emergency Medicine Journal*. 2003;20(1):54-60.

14. Quinlivan L, Cooper J, Steeg S, Davies L, Hawton K, Gunnell D, et al. Scales for predicting risk following self-harm: an observational study in 32 hospitals in England. *BMJ open*. 2014;4(5):e004732.
15. Randall JR, Colman I, Rowe BH. A systematic review of psychometric assessment of self-harm risk in the emergency department. *Journal of affective disorders*. 2011;134(1):348-55.
16. Altman DG, Bland JM. Statistics Notes: Diagnostic tests 2: predictive values. *Bmj*. 1994;309(6947):102.
17. NICE. The Guidelines Manual. London: NICE; 2009.
18. Egger M, Smith GD, Schneider M, Minder C. Bias in meta-analysis detected by a simple, graphical test. *Bmj*. 1997;315(7109):629-34.
19. Deeks J, Bossuyt P, Gatsonis C. *Cochrane handbook for systematic reviews of diagnostic test accuracy version 1.0*. 0. The Cochrane Collaboration. 2009.
20. Higgins JP, Thompson SG, Deeks JJ, Altman DG. Measuring inconsistency in meta-analyses. *BMJ: British Medical Journal*. 2003;327(7414):557.
21. Higgins J, Thompson SG. Quantifying heterogeneity in a meta-analysis. *Statistics in medicine*. 2002;21(11):1539-58.
22. Rutter CM, Gatsonis CA. A hierarchical regression approach to meta-analysis of diagnostic test accuracy evaluations. *Statistics in medicine*. 2001;20(19):2865-84.
23. Brown GK, Beck AT, Steer RA, Grisham JR. Risk factors for suicide in psychiatric outpatients: a 20-year prospective study. *Journal of consulting and clinical psychology*. 2000;68(3):371.
24. Fawcett J, Scheftner WA, Fogg L, Clark DC. Time-related predictors of suicide in major affective disorder. *The American journal of psychiatry*. 1990.
25. Steeg S, Kapur N, Webb R, Applegate E, Stewart S, Hawton K, et al. The development of a population-level clinical screening tool for self-harm repetition and suicide: the ReACT Self-Harm Rule. *Psychological medicine*. 2012;42(11):2383-94.
26. Bolton JM, Spiwak R, Sareen J. Predicting suicide attempts with the SAD PERSONS scale: a longitudinal analysis. *J Clin Psychiatry*. 2012;73(6):e735-41.
27. Cooper J, Kapur N, Dunning J, Guthrie E, Appleby L, Mackway-Jones K. A clinical tool for assessing risk after self-harm. *Annals of emergency medicine*. 2006;48(4):459-66.
28. Beck A, R. Steer, et al. Hopeless and eventual suicide: A 10-year prospective study of patients hospitalized with suicidal ideation. *American Journal of Psychiatry*. 1985;142(5):559-63.

29. Beck AT, Brown GK, Steer RA, Dahlsgaard KK, Grisham JR. Suicide ideation at its worst point: a predictor of eventual suicide in psychiatric outpatients. *Suicide and Life-Threatening Behavior*. 1999;29(1):1-9.
30. Nimeus A, L. Traskman-Bendz, et al. Hopelessness and suicidal behavior. *Journal of affective disorders*. 1997;42:137-44.
31. Suominen K, Isometsä E, Ostamo A, Lönnqvist J. Level of suicidal intent predicts overall mortality and suicide after attempted suicide: a 12-year follow-up study. *BMC psychiatry*. 2004;4(1):11.
32. Stefansson J, Nordström P, Jokinen J. Suicide Intent Scale in the prediction of suicide. *Journal of affective disorders*. 2012;136(1):167-71.
33. Bergen H, Hawton K, Waters K, Ness J, Cooper J, Steeg S, et al. Premature death after self-harm: a multicentre cohort study. *The Lancet*. 2012.
34. Large M, Sharma S, Cannon E, Ryan C, Nielssen O. Risk factors for suicide within a year of discharge from psychiatric hospital: a systematic meta-analysis. *Australian and New Zealand Journal of Psychiatry*. 2011;45(8):619-28.
35. Kapur N, Murphy E, Cooper J, Bergen H, Hawton K, Simkin S, et al. Psychosocial assessment following self-harm: results from the multi-centre monitoring of self-harm project. *Journal of affective disorders*. 2008;106(3):285-94.
36. Bergen H, Hawton K, Waters K, Cooper J, Kapur N. Psychosocial assessment and repetition of self-harm: The significance of single and multiple repeat episode analyses. *Journal of affective disorders*. 2010;127(1):257-65.
37. Johnsson FE, Öjehagen A, Träskman-Bendz I. A 5-year follow-up study of suicide attempts. *Acta Psychiatrica Scandinavica*. 1996;93(3):151-7.
38. Nordentoft M, Breum L, Munck LK, Nordestgaard AG, Hunding A, Bjaeldager PL. High mortality by natural and unnatural causes: a 10 year follow up study of patients admitted to a poisoning treatment centre after suicide attempts. *British Medical Journal*. 1993;306(6893):1637-41.
39. Suokas J, Suominen K, Isometsä E, Ostamo A, Lönnqvist J. Long-term risk factors for suicide mortality after attempted suicide-Findings of a 14-year follow-up study. *Acta Psychiatrica Scandinavica*. 2001;104(2):117-21.
40. Harriss L, Hawton K. Suicidal intent in deliberate self-harm and the risk of suicide: the predictive power of the Suicide Intent Scale. *Journal of affective disorders*. 2005;86(2-3):225-33.
41. Nimeus A, M. Alsen, et al. High suicidal intent scores indicate future suicide. *Archives of Suicide Research*. 2002;42:137-44.

42. Bjornaas MA, Jacobsen D, Haldorsen T, Ekeberg O. Mortality and causes of death after hospital-treated self-poisoning in Oslo: a 20-year follow-up. *Clinical Toxicology*. 2009;47(2):116-23.
43. Chen VC, Tan HK, Chen C-Y, Chen TH, Liao L-R, Lee CT, et al. Mortality and suicide after self-harm: community cohort study in Taiwan. *The British Journal of Psychiatry*. 2011;198(1):31-6.
44. Holley H, Fick G, Love E. Suicide following an inpatient hospitalization for a suicide attempt: a Canadian follow-up study. *Social psychiatry and psychiatric epidemiology*. 1998;33(11):543-51.
45. Monnin J, Thiemard E, Vandel P, Nicolier M, Tio G, Courtet P, et al. Sociodemographic and psychopathological risk factors in repeated suicide attempts: Gender differences in a prospective study. *Journal of affective disorders*. 2012;136(1):35-43.
46. McMillan D, Gilbody S, Beresford E, Neilly L. Can we predict suicide and non-fatal self-harm with the Beck Hopelessness Scale? A meta-analysis. *Psychological Medicine*. 2007;37(6):769-78.
47. Kuo CJ, Gunnell D, Chen CC, Yip PSF, Chen YY. Suicide and non-suicide mortality after self-harm in Taipei City, Taiwan. *British Journal of Psychiatry*. 2012 May;200(5):405-11. PubMed PMID: 2012256882.
48. Chen VC, Chou JY, Hsieh TC, Chang HJ, Lee CT, Dewey M, et al. Risk and predictors of suicide and non-suicide mortality following non-fatal self-harm in Northern Taiwan. *Social Psychiatry & Psychiatric Epidemiology*. 2013;48(10):1621-7. PubMed PMID: 23563393.
49. Madsen T, Agerbo E, Mortensen PB, Nordentoft M. Deliberate self-harm before psychiatric admission and risk of suicide: Survival in a Danish national cohort. [References]. *Social Psychiatry and Psychiatric Epidemiology*. 2013;48(9):1481-9.
50. Miller M, Hempstead K, Nguyen T, Barber C, Rosenberg-Wohl S, Azrael D. Method choice in nonfatal self-harm as a predictor of subsequent episodes of self-harm and suicide: implications for clinical practice. *American journal of public health*. 2013 Jun;103(6):e61-8. PubMed PMID: 23597351.

Tables

Table 1 - Included study characteristics of risk factor review

Study ID	Country	Study length	N	Age	% of female	Prior history of self-harm before index episode presented at hospital	Recruitment setting
1. BERGEN2012	UK	8 years	30202	Median 27 (female) 31 (male)	58.6%	46%	A&E
2. BJORNAAS2009	Norway	20 years	946	Median 31	51%	Unclear	Patients discharged from hospital following index episode of self-harm
3. CHEN2011	Taiwan	6 years	1083	Mean 37	63%	Unclear	Hospital record of self-harm
4. CHEN2013	Taiwan – Taoyuan	1.5 years	3299	Mean 36	70.6%	Unclear	Self-harm records at hospital A&E
5. COOPER2005	UK	4 years	7968	Median 30	57%	51%	A&E
6. HOLLEY1998	Canada	13 years	876	35–39% age 21–30	62%	Unclear	Hospital admission following self-harm
7. KUO2012	Taiwan – Taipei	5 years	7601	Median 34 (male) 32 (female)	69.5%	Unclear	Self-harm records at hospital A&E
8. MADSEN2013	Denmark	4 years	17257	Median 40	55%	32%	Patients admitted with deliberate self-harm
9. MILLER2013	US	5 years	3600	50% age 15–34	58.4%	0% in 3 years prior to index	Patients discharged from hospital

				38% age 35–54 12% age >=55		attempt (inclusion criteria)	following index episode of self-harm
10. MONNIN2012	France	2 years	273	Mean 37.6	69%	59%	Psychiatric emergency unit
11. NORDENTOFT1993	Denmark	10 years	974	Age 15 or above	63%	Unclear	Presented to hospital following self-harm
12. SUOKAS2001	Finland	13–14 years	1018	54% age below 35	53%	48%	A&E

Table 2 – Included study characteristics for risk scales review

Study ID	Population	Follow-up (months)	N used in analysis	Mean age (years)	% of female	Reference standard
1. BECK1985	Psychiatric inpatients	60	165	34	54	Deaths judged as suicide by the Philadelphia (or other) medical examiner's office/coroner's office
2. BECK1999	Psychiatric outpatients	180	SSI 3,701, BHS	39	57	Suicide ascertained by National Death Index (computer database)
3. HARRISS2005	People presenting to hospital following DSH	62.4	2,489	Not reported	58	Office of National Statistics for England and Wales, the Central Services Agency in Northern Ireland and the General Register Office for Scotland.
4. NIMEUS1997	Patients being treated in a psychiatric intensive care unit following suicide attempt	4	212	38	57	Completed suicide ascertained by Lund Department of Forensic Medicine
5. NIMEUS2002	Patients being treated in a psychiatric intensive care unit following suicide attempt	54 (mean)	555	39	63	Completed suicide ascertained by Lund Department of Forensic Medicine and Swedish National Central Bureau of Statistics
6. STEFANSSON2012	Suicide attempters	120	80	37	57	Suicide ascertained by Cause of death register; National Board of Health and Welfare in Sweden
7. SUOMINEN2004	Suicide attempters	144	224	36	56	Data obtained from national statistics

Table 3 - Summary of risk factors for adults following an episode of self-harm

Risk factors	Evidence base	Pooled data (See Table 6 for adjusted confounds in online appendix) ¹	Prevalence of risk factor (range)	Duration of follow-up (range)
History of previous self-harm	4 studies, N=32467 (NORDENTOFT1993, SUOKAS2001, BERGEN2012, MONNIN2012)	Adjusted hazard ratio 1.68 [1.38, 2.05] (I²=19%)	46-59%	2-14 years
	2 studies, N=38170 (COOPER2005, BERGEN2012)	Unadjusted hazard ratio 2.25 [1.75, 2.89] (I ² =0%)	46-51%	4-8 years
Psychiatric history (past history, treatments, admissions from records, psychiatric outpatient)	4 studies, N=56573 (COOPER2005, HOLLEY1998, BERGEN2012, MADSEN2013)	Adjusted hazard ratio 1.27 [0.94, 1.73] (I ² = 55%)	7-39%	4-13 years
	3 studies, N= 55697 (BERGEN2012, COOPER2005, MADSEN2013)	Unadjusted hazard ratio 1.72 [0.91, 3.22] (I ² =92%)	7-39%	4-8 years
Alcohol misuse	3 studies, N=9187 (COOPER2005, BJORNAAS2009, MONNIN2012)	Adjusted hazard ratio 1.63 [1.00, 2.65] (I ² = 53%)	12-26 %	2-20 years
	2 studies, N=8914 (COOPER2005, BJORNAAS2009)	Unadjusted hazard ratio 1.52 [0.79, 2.94] (I ² =64%)	25-26%	4-20 years
Physical health problems (chronic illness, physical comorbidity)	3 studies, N=12143 (HOLLEY1998, COOPER2005, CHEN2013)	Adjusted hazard ratio 1.99 [1.16, 3.43] (I²=29%)	5-21%	1-13 years
	2 studies, N=11267 (COOPER2005, CHEN2013)	Unadjusted hazard ratio 3.67 [2.03, 6.62] (I ² =29%)	5-7%	1-4 years
Gender - Male	5 studies, N=43200 (SUOKAS2001, CHEN2011, BERGEN2012, KUO2012, CHEN2013)	Adjusted hazard ratio 2.05 [1.70, 2.46] (I²=0%)	37-71%	1-14 years
	5 studies, N=50150 (COOPER2005, CHEN2011, BERGEN2012, KUO2012, CHEN2013)	Unadjusted hazard ratio 2.30 [1.96, 2.69] (I ² =0%)	37-71%	1-8 years
Suicidal intent	3 studies, N=9932 (SUOKAS2001, COOPER2005, BJORNAAS2009)	Adjusted hazard ratio 2.70 [1.91, 3.81] (I²=0%)	12-28%	4-20 years
Economic status-unemployed	3 studies, N=51028 (BERGEN2012, CHEN2013, MADSEN2013)	Adjusted hazard ratio 1.08 [0.65, 1.8] (I ² =71%)	4-46%	1-8 years

	3 studies, N=51028 (BERGEN2012, CHEN2013, MADSEN2013)	Unadjusted hazard ratio 1.49 [0.66, 3.35] (I ² =94%)	4-46%	1-8 years
--	---	---	-------	-----------

¹ The ratios (adjusted or unadjusted) are based on what has been reported in the studies

Table 4 - Results for predictive validity of scales

Study ID	Scale (cut-off score)	Sensitivity (%)	Specificity (%)	PPV (%)	NPV (%)	Prevalence (%)	Risk of bias assessment ²				
							Selection criteria	Reference standard	Index test sufficient detail to permit its replication?	Reference standard sufficient detail to permit its replication?	Withdrawals explained?
BECK1985	BHS (≥ 10)	91	50.6	11.6*	98.7*	11/165 (6.66)	Yes	Yes	Unclear	Unclear	Unclear
BECK1999	BHS (≥ 8)	90	42	1.3	99.7*	30/3701 (0.81)	No	Yes	Yes	Yes	Unclear
	SSI-W (> 16)	80	78	2.8	99.7*	30/3701 (0.81)					
	SSI-C (≥ 2)	53	83	2.4	99.5*	30/3701 (0.81)					
NIMEUS1997	BHS (9)	77	42	8	96.5*	13/212 (6.13)	No	Yes	No	Yes	Unclear
	BHS (13)	77	61.3	13	97.6*	13/212 (6.13)					
NIMEUS2002	SIS (19)	59	77	9.7	97.8*	22/555 (3.96)	Yes	Yes	Yes	Yes	Unclear
SUOMINEN 2004 ¹	BHS (≥ 9)	60	52	9.2	93.9*	17/224 (7.6)	Yes	Yes	Yes	Yes	Unclear
HARRISS2005A	SIS (10, male)	76.7	48.8	4.2	98.6*	30/1049 (2.85)	Yes	Yes	Yes	Yes	Unclear
	SIS (14, female)	66.7	75.3	4	99.2*	24/1440 (1.66)					
STEFANSSON2012	SIS (16)	100	52	16.7	100*	7/80 (8.75)	Yes	Yes	Yes	Yes	Unclear

*Calculated score (not reported in original paper).

¹ Not reported in original paper, but obtained by McMillan et al. (2007) review by writing to the authors.

² Criteria for the risk of bias assessment: Were the selection criteria clearly described?; Was the reference standard likely to classify the target condition correctly?; Was the execution of the index test described in sufficient detail to permit its replication?; Was the execution of the reference standard described in sufficient detail to permit its replication?; Were withdrawals from the study explained?

Figures

Figure 1 - Hierarchical summary receiver operating characteristic plot for the Beck Hopelessness Scale in predicting suicide

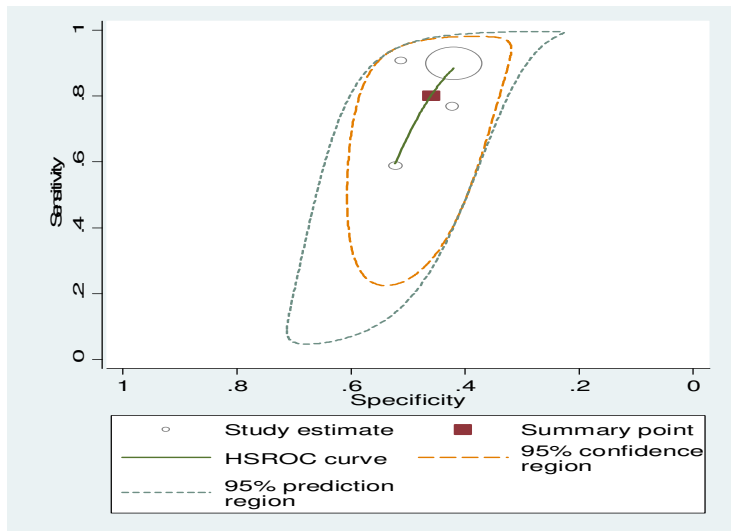
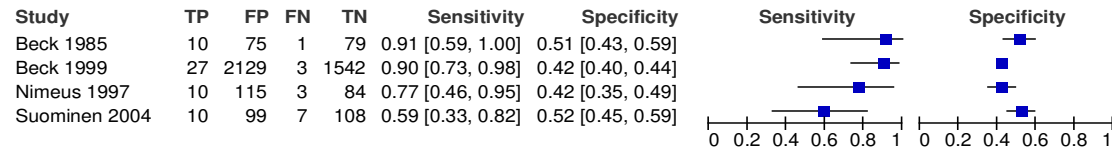


Figure 2 - Forest plots for Beck Hopelessness Scale for predicting suicide



TP = true positive; FP = false positive; FN = false negative; TN = true negative

Figure 3 - Hierarchical summary receiver operating characteristic plot for the Suicide Intent Scale for predicting suicide

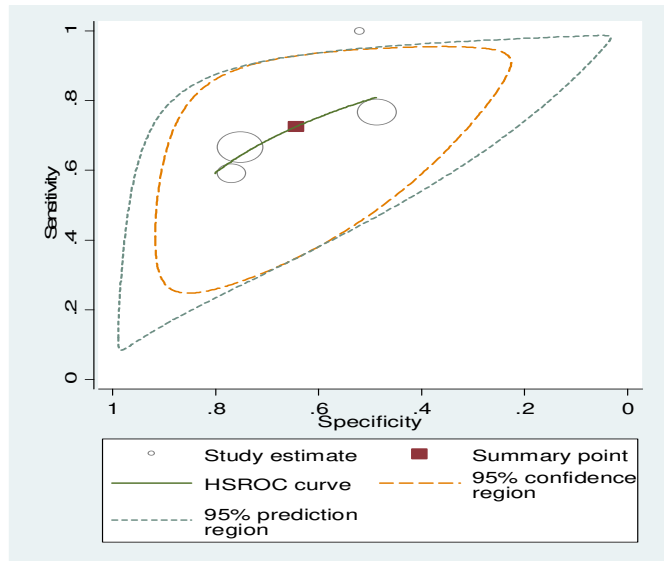


Figure 4 - Forest plot for the Suicide Intent Scale for predicting suicide

